

Elementary vectors and conformal sums in polyhedral geometry and applications in metabolic pathway analysis

Stefan Müller* and Georg Regensburger

November 29, 2015

Abstract

A fundamental result in metabolic pathway analysis states that every element of the flux cone can be written as a sum of elementary modes. The result is an immediate consequence of a theorem by Rockafellar which states that every element of a linear subspace can be written as a conformal sum (a sum without cancelations) of elementary vectors (support-minimal vectors). In this work, we extend the theorem to general polyhedral cones and polyhedra, thereby refining Minkowski's and Carathéodory's theorems in polyhedral geometry. In general, elementary vectors need not be support-minimal; in fact, they are conformally non-decomposable and form a unique minimal set of conformal generators.

As an application, every flux mode can be decomposed into elementary modes without cancelations. Only such a decomposition is biochemically meaningful, in the sense that a reversible reaction cannot have different directions in the contributing elementary modes.

We give elementary proofs for our mathematical results, in particular, we do not assume previous knowledge of polyhedral geometry. We define special cones arising from linear subspaces and nonnegativity conditions and use them to analyze general polyhedral cones and polyhedra.

Keywords: Minkowski's theorem, Carathéodory's theorem, s-cone, polyhedral cone, polyhedron, conformal generator

1 Introduction

Cellular metabolism is the set of biochemical reactions which transform nutrients from the environment into all the biomolecules a living cell consists of. Most metabolic reactions are catalyzed by enzymes, the expression and activity of which is controlled by gene and allosteric regulation, respectively.

S. Müller (stefan.mueller@ricam.oeaw.ac.at). Johann Radon Institute for Computational and Applied Mathematics, Austrian Academy of Sciences, Apostelgasse 23, 1030 Wien, Austria

G. Regensburger (georg.regensburger@ricam.oeaw.ac.at). Johann Radon Institute for Computational and Applied Mathematics, Austrian Academy of Sciences, Altenbergerstraße 69, 4040 Linz, Austria

*Corresponding author

A metabolic network together with enzymatic reaction rates gives rise to a nonlinear dynamical system for the metabolite concentrations. However, for genome-scale networks, quantitative knowledge of the underlying kinetics is not available, and a mathematical analysis is not practicable. Instead, one considers only stoichiometric information and studies the system of linear equalities and inequalities for the fluxes (net reaction rates), arising from the pseudo steady-state assumption and irreversibility constraints. In mathematical terms, one is interested in the *flux cone* which is a polyhedral cone defined by the null-space of the stoichiometric matrix and nonnegativity conditions.

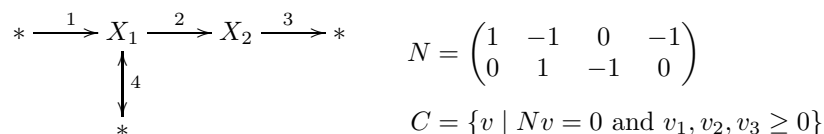
Metabolic pathway analysis aims to identify meaningful routes in a network, in particular, the smallest functional entities. Several definitions for minimal metabolic pathways have been given in the literature, with *elementary modes* (EMs) being the fundamental concept both biologically and mathematically [4, 5]. An EM is a minimal set of enzymes that can operate at steady state with all irreversible reactions used in the appropriate direction. In mathematical terms, EMs are support-minimal (or, equivalently, support-wise non-decomposable) elements of the flux cone [12, 11]. Clearly, a positive multiple of an EM is also an EM since it fulfills the steady-state assumption and the irreversibility constraints.

Most importantly, every element of the flux cone can be decomposed into EMs [12]. However, only a decomposition without cancelations is biochemically meaningful, in the sense that a reversible reaction cannot have different directions in the contributing EMs. Indeed, as we will show in this work, every flux mode can be written as a sum of EMs *without cancelations*, that is,

- (0) if a component of the flux mode is zero, then this component is zero in the contributing EMs,
- (+) if a component of the flux mode is positive, then this component is positive or zero in the contributing EMs,
- (−) if a component of the flux mode is negative, then this component is negative or zero in the contributing EMs.

In mathematical terms, every nonzero element of an s-cone can be written as a conformational sum of elementary vectors, cf. Theorem 3. The result is mentioned in [14, 13]; part (0) has been shown in [12] and guarantees a weak form of a sum without cancelations [5, 15].

To illustrate the result, we consider a small network, taken from [12], the corresponding stoichiometric matrix, and the resulting flux cone:



The EMs are $e^1 = (1, 0, 0, 1)^T$, $e^2 = (0, 1, 1, -1)^T$, and $e^3 = (1, 1, 1, 0)^T$. Clearly, $e^3 = e^1 + e^2$. The flux mode $f = (2, 1, 1, 1)^T$ can be decomposed into

EMs in two ways:

$$\begin{aligned} f = \begin{pmatrix} 2 \\ 1 \\ 1 \\ 1 \end{pmatrix} &= 2e^1 + e^2 = \begin{pmatrix} 2 \\ 0 \\ 0 \\ 2 \end{pmatrix} + \begin{pmatrix} 0 \\ 1 \\ 1 \\ -1 \end{pmatrix} \\ &= e^1 + e^3 = \begin{pmatrix} 1 \\ 0 \\ 0 \\ 1 \end{pmatrix} + \begin{pmatrix} 1 \\ 1 \\ 1 \\ 0 \end{pmatrix} \end{aligned}$$

The first sum involves a cancelation in the last component of the flux. The last reaction is reversible, however, it cannot have a net rate in different directions at the same time. Hence, only the second sum is biochemically meaningful. As stated above, a decomposition without cancelations is always possible.

In convex analysis, elementary vectors of a linear subspace were introduced as support-minimal vectors by Rockafellar in 1969. He proves that every vector can be written as a conformal sum (originally called harmonious superposition) of elementary vectors [9, Theorem 1]. For proofs and generalizations in the settings of polyhedral geometry and oriented matroids, see [16, Lemma 6.7] and [1, Theorem 5.36]. Rockafellar points out that this result is easily shown to be equivalent to Minkowski's theorem [7] for pointed polyhedral cones, stating that every nonzero vector can be written as a nonnegative linear combination of extreme vectors. Moreover, the result immediately implies Carathéodory's theorem [2], stating that the number of extreme vectors in such a nonnegative linear combination need not exceed the dimension of the cone. In fact, Rockafellar writes: "This is even a convenient route for attaining various important facts about polyhedral convex cones, since the direct proof [...] for Theorem 1 is so elementary."

In metabolic pathway analysis, decompositions without cancelations were introduced by Urbanczik and Wagner [14]. The corresponding elementary vectors are defined by intersecting a polyhedral cone with all closed orthants of maximal dimension. By applying Minkowski's theorem for pointed polyhedral cones, every vector can be written as a sum of extreme vectors without cancelations. Urbanczik further extended this approach to polyhedra arising from flux cones and inhomogeneous constraints [13].

In polyhedral geometry, it seems that conformal decompositions of general cones and polyhedra have not yet been studied. In this work, following Rockafellar, we first extend his result to special cones defined by linear subspaces and nonnegativity conditions (Theorem 3). For special cones, support-minimality is equivalent to conformal non-decomposability. As it turns out, for general polyhedral cones, elementary vectors have to be defined as conformally non-decomposable vectors. However, these are in one-to-one correspondence with elementary vectors of a higher-dimensional special cone, and, by our result for special cones, we obtain a conformal refinement of Minkowski's and Carathéodory's theorems for polyhedral cones (Theorem 8). In particular, there is an upper bound on the number of elementary vectors needed in a conformal decomposition of a vector. Finally, by taking into account vertices and conformal convex combinations, we further extend our result to polyhedra (Theorem 13). We note that elementary vectors do not form a minimal generating set (of an s-

cone, a general polyhedral cone, or a polyhedron). However, they form a unique minimal set of *conformal* generators (Proposition 17).

2 Definitions

We denote the non-negative real numbers by \mathbb{R}_{\geq} . For $x \in \mathbb{R}^n$, we write $x \geq 0$ if $x \in \mathbb{R}_{\geq}^n$. Further, we denote the *support* of a vector $x \in \mathbb{R}^n$ by $\text{supp}(x) = \{i \mid x_i \neq 0\}$.

Sign vectors

For $x \in \mathbb{R}^n$, we define the *sign vector* $\text{sign}(x) \in \{-, 0, +\}^n$ by applying the sign function component-wise, that is, $\text{sign}(x)_i = \text{sign}(x_i)$ for $i = 1, \dots, n$. The relations $0 < -$ and $0 < +$ induce a partial order on $\{-, 0, +\}^n$: for $X, Y \in \{-, 0, +\}^n$, we write $X \leq Y$ if the inequality holds component-wise. For $x, y \in \mathbb{R}^n$, we say that x *conforms to* y , if $\text{sign}(x) \leq \text{sign}(y)$. For example, let $x = (-1, 0, 2)^T$ and $y = (-2, -1, 1)$. Then,

$$\text{sign} \begin{pmatrix} -1 \\ 0 \\ 2 \end{pmatrix} = \begin{pmatrix} - \\ 0 \\ + \end{pmatrix} \leq \begin{pmatrix} - \\ - \\ + \end{pmatrix} = \text{sign} \begin{pmatrix} -2 \\ -1 \\ 1 \end{pmatrix},$$

that is, $\text{sign}(x) \leq \text{sign}(y)$, and x conforms to y . Let $X \in \{-, 0, +\}^n$. The corresponding closed orthant $O \subset \mathbb{R}^n$ is defined as $O = \{x \mid \text{sign}(x) \leq X\}$.

Convex cones

A nonempty subset C of a vector space is a *convex cone*, if

$$x, y \in C \text{ and } \mu, \nu > 0 \text{ imply } \mu x + \nu y \in C,$$

or, equivalently, if

$$\lambda C = C \text{ for all } \lambda > 0 \text{ and } C + C = C.$$

A convex cone C is called *pointed* if $C \cap -C = \{0\}$. It is *polyhedral* if

$$C = \{x \mid Ax \geq 0\} \text{ for some } A \in \mathbb{R}^{m \times r},$$

that is, if it is defined by finitely many homogeneous inequalities. Hence, a polyhedral cone is pointed if and only if $\ker(A) = \{0\}$.

Special vectors

We recall the definitions of support-minimal vectors and extreme vectors, which play an important role in both polyhedral geometry and metabolic pathway analysis. We also introduce support-wise non-decomposable vectors, which serve as elementary modes for flux cones (in the original definition), and conformally non-decomposable vectors, which serve as elementary vectors for general polyhedral cones (see Subsection 3.2).

Let C be a convex cone. A nonzero vector $x \in C$ is called

- *support-minimal*, if

$$\begin{aligned} & \text{for all nonzero } x' \in C, \\ & \text{supp}(x') \subseteq \text{supp}(x) \text{ implies } \text{supp}(x') = \text{supp}(x), \end{aligned} \quad (\text{SM})$$

- *support-wise non-decomposable*, if

$$\begin{aligned} & \text{for all nonzero } x^1, x^2 \in C \text{ with } \text{supp}(x^1), \text{supp}(x^2) \subseteq \text{supp}(x), \\ & x = x^1 + x^2 \text{ implies } \text{supp}(x^1) = \text{supp}(x^2), \end{aligned} \quad (\text{swND})$$

- *conformally non-decomposable*, if

$$\begin{aligned} & \text{for all nonzero } x^1, x^2 \in C \text{ with } \text{sign}(x^1), \text{sign}(x^2) \leq \text{sign}(x), \\ & x = x^1 + x^2 \text{ implies } x^1 = \lambda x^2 \text{ with } \lambda > 0, \end{aligned} \quad (\text{cND})$$

- and *extreme*, if

$$\begin{aligned} & \text{for all nonzero } x^1, x^2 \in C, \\ & x = x^1 + x^2 \text{ implies } x^1 = \lambda x^2 \text{ with } \lambda > 0. \end{aligned} \quad (\text{EX})$$

From the definitions, we have the implications

$$\text{SM} \Rightarrow \text{swND} \Leftarrow \text{EX} \Rightarrow \text{cND}.$$

If $x \in C$ is extreme, then $\{\lambda x \mid \lambda > 0\}$ is called an extreme ray of C . In fact, C has an extreme ray if and only if C is pointed. If C is contained in a closed orthant (and hence pointed), we have the equivalence $\text{cND} \Leftrightarrow \text{EX}$.

3 Mathematical results

We start by extending a result on conformal decompositions into elementary vectors from linear subspaces to special cases of polyhedral cones, including flux cones in metabolic pathway analysis.

3.1 Linear subspaces and s-cones

We consider linear subspaces with optional nonnegativity constraints as special cases of polyhedral cones. Let $S \subseteq \mathbb{R}^r$ be a linear subspace and $0 \leq d \leq r$. We define the resulting s-cone (subspace cone, special cone) as

$$C(S, d) = \left\{ \begin{pmatrix} x \\ y \end{pmatrix} \in \mathbb{R}^{(r-d)+d} \mid \begin{pmatrix} x \\ y \end{pmatrix} \in S, y \geq 0 \right\}.$$

Clearly, $C(S, 0) = S$ and $C(S, r) = S \cap \mathbb{R}_{\geq}^r$.

Definition 1. Let $C(S, d)$ be an s-cone. A vector $e \in C(S, d)$ is called elementary if it is support-minimal.

For linear subspaces, the definition of elementary vectors (EVs) as SM vectors was given in [9]. For flux cones, where $S = \ker(N)$, the definition of elementary modes (EMs) as SM vectors was given in [12]. Interestingly, the choice of the same adjective for the closely related concepts of elementary vectors and elementary modes was coincidental [10].

In the proofs of Theorem 3 and Propositions 4 and 5, we use the following argument.

Lemma 2. *Let $C(S, d)$ be an s-cone and $x, x' \in C(S, d)$ be nonzero vectors which are not proportional. If $\text{supp}(x') \subseteq \text{supp}(x)$, then there exists a nonzero vector*

$$x'' = x - \lambda x' \in C(S, d) \quad \text{with } \lambda \in \mathbb{R}$$

such that

$$\text{sign}(x'') \leq \text{sign}(x) \quad \text{and} \quad \text{supp}(x'') \subset \text{supp}(x).$$

If $\text{sign}(x') \leq \text{sign}(x)$, then $\lambda > 0$ in x'' .

Proof. Clearly, $x'' = x - \lambda x'$ is nonzero for all $\lambda \in \mathbb{R}$. There exists a largest $\lambda > 0$ (in case $\text{sign}(-x') \leq \text{sign}(x)$ a smallest $\lambda < 0$) such that $\text{sign}(x'') \leq \text{sign}(x)$. For this λ , $x'' \in C(S, d)$ and $\text{supp}(x'') \subset \text{supp}(x)$. \square

For linear subspaces, the following fundamental result was proved in [9, Theorem 1]. We extend it to s-cones.

Theorem 3. *Let $C(S, d)$ be an s-cone. Every nonzero vector $x \in C(S, d)$ is a conformal sum of EVs. That is, there exists a finite set $E \subseteq C(S, d)$ of EVs such that*

$$x = \sum_{e \in E} e \quad \text{with } \text{sign}(e) \leq \text{sign}(x).$$

The set E can be chosen such that its elements are linearly independent, in particular, they can be ordered such that every $e \in E$ has a component which is nonzero in e , but zero in its predecessors (in the ordered set). Then, $|E| \leq \dim(S)$ and $|E| \leq |\text{supp}(x)|$.

Proof. We proceed by induction on the cardinality of $\text{supp}(x)$.

Either, x is SM (and $E = \{x\}$) or there exists a nonzero vector $x' \in C(S, d)$ with $\text{supp}(x') \subset \text{supp}(x)$, but not necessarily with $\text{sign}(x') \leq \text{sign}(x)$. However, by Lemma 2, there exists a nonzero vector $x'' \in C(S, d)$ with $\text{sign}(x'') \leq \text{sign}(x)$ and $\text{supp}(x'') \subset \text{supp}(x)$. By the induction hypothesis, there exists a SM vector e^* with $\text{sign}(e^*) \leq \text{sign}(x'')$ and hence $\text{sign}(e^*) \leq \text{sign}(x)$. By Lemma 2 again, there exists a nonzero vector

$$x^* = x - \lambda e^* \in C(S, d) \quad \text{with } \lambda > 0$$

such that $\text{sign}(x^*) \leq \text{sign}(x)$ and $\text{supp}(x^*) \subset \text{supp}(x)$. By the induction hypothesis, there exists a finite set E^* of SM vectors such that

$$x^* = \sum_{e \in E^*} e \quad \text{with } \text{sign}(e) \leq \text{sign}(x^*)$$

and hence $\text{sign}(e) \leq \text{sign}(x)$. We have constructed a finite set $E = E^* \cup \{\lambda e^*\}$ of SM vectors such that

$$x = x^* + \lambda e^* = \sum_{e \in E^*} e + \lambda e^* = \sum_{e \in E} e \quad \text{with } \text{sign}(e) \leq \text{sign}(x).$$

By the induction hypothesis, the set E^* can be chosen such that its elements are linearly independent and ordered such that every $e \in E^*$ has a component which is nonzero in e , but zero in all its predecessors. By construction, λe^* has a component which is nonzero, but zero in x^* and hence in all $e \in E^*$. Obviously, the elements of $E = E^* \cup \{\lambda e^*\}$ are linearly independent and can be ordered accordingly. \square

The statement about the support of the EVs was too strong in [9, Theorem 1]. It was claimed that every EV has a component which is nonzero, but zero in all other EVs.

Theorem 3 is a conformal refinement of Minkowski's and Carathéodory's theorems for s-cones. In fact, it remains to show that there are finitely many EVs.

Proposition 4. *Let $C(S, d)$ be an s-cone. If two SM vectors $x, x' \in C(S, d)$ have the same sign vector, $\text{sign}(x) = \text{sign}(x')$, then $x = \lambda x'$ with $\lambda > 0$. As a consequence, there are finitely many SM vectors up to positive scalar multiples.*

Proof. Assume there are two SM vectors with the same sign vector which are not proportional. Then, by Lemma 2, there exists a vector with smaller support. \square

We conclude by showing that, for s-cones, EVs can be equivalently defined as SM, swND, or cND vectors.

Proposition 5. *For an s-cone, support-minimality, support-wise non-decomposability, and conformal non-decomposability are equivalent. That is,*

$$\text{s-cone: } SM \Leftrightarrow \text{swND} \Leftrightarrow \text{cND}.$$

Proof. SM \Rightarrow swND: By definition.

swND \Rightarrow cND: Let $C(S, d)$ be an s-cone and assume that $x \in C(S, d)$ is conformally decomposable, that is, $x = x^1 + x^2$ with nonzero $x^1, x^2 \in C(S, d)$, $\text{sign}(x^1), \text{sign}(x^2) \leq \text{sign}(x)$, and x^1, x^2 being not proportional. By Lemma 2, there exists a nonzero $x' = x - \lambda x^1 \in C(S, d)$ such that $\text{supp}(x') \subset \text{supp}(x)$. Hence $\text{supp}(x') \neq \text{supp}(x^1)$, and $x = x' + \lambda x^1$ is support-wise decomposable.

cND \Rightarrow SM: Let $C(S, d)$ be an s-cone and assume that $x \in C(S, d)$ is not SM, that is, there exists a nonzero $x' \in C(S, d)$ with $\text{supp}(x') \subset \text{supp}(x)$. Then, there exists a largest $\lambda > 0$ such that $x^1 = \frac{1}{2}x + \lambda x'$ and $x^2 = \frac{1}{2}x - \lambda x'$ fulfill $\text{sign}(x^1), \text{sign}(x^2) \leq \text{sign}(x)$. For this λ , either $\text{supp}(x^1) \subset \text{supp}(x)$ or $\text{supp}(x^2) \subset \text{supp}(x)$; in any case, $x^1, x^2 \in C(S, d)$ and $\text{supp}(x^1) \neq \text{supp}(x^2)$. Hence, $x = x^1 + x^2$ is conformally decomposable. \square

If an s-cone is contained in a closed orthant, then further cND \Leftrightarrow EX, and all definitions of special vectors are equivalent.

3.2 General polyhedral cones

Let C be a polyhedral cone, that is,

$$C = \{x \in \mathbb{R}^r \mid Ax \geq 0\} \quad \text{for some } A \in \mathbb{R}^{m \times r}.$$

For s-cones, we defined elementary vectors (EVs) via support-minimality which, in this case, turned out to be equivalent to conformal non-decomposability. For general polyhedral cones, only the latter concept allows to extend Theorem 3.

Definition 6. *Let C be a polyhedral cone. A vector $e \in C$ is called elementary if it is conformally non-decomposable.*

In order to apply Theorem 3, we define an s-cone related to a polyhedral cone C . We introduce the subspace

$$\tilde{S} = \left\{ \begin{pmatrix} x \\ Ax \end{pmatrix} \in \mathbb{R}^{r+m} \mid x \in \text{span}(C) \right\}$$

with $\dim(\tilde{S}) = \dim(C)$ and the s-cone

$$\begin{aligned} \tilde{C} &= C(\tilde{S}, m) \\ &= \left\{ \begin{pmatrix} x \\ Ax \end{pmatrix} \in \mathbb{R}^{r+m} \mid x \in \text{span}(C) \text{ and } Ax \geq 0 \right\} \\ &= \left\{ \begin{pmatrix} x \\ Ax \end{pmatrix} \in \mathbb{R}^{r+m} \mid x \in C \right\}. \end{aligned}$$

Hence,

$$x \in C \iff \begin{pmatrix} x \\ Ax \end{pmatrix} \in \tilde{C}.$$

Moreover, the cND vectors of C and \tilde{C} are in one-to-one correspondence.

Lemma 7. *Let $C = \{x \mid Ax \geq 0\}$ be a polyhedral cone and $\tilde{C} = \{\begin{pmatrix} x \\ Ax \end{pmatrix} \mid Ax \geq 0\}$ the related s-cone. Then,*

$$x \in C \text{ is cND} \iff \begin{pmatrix} x \\ Ax \end{pmatrix} \in \tilde{C} \text{ is cND}.$$

Proof. First, we show the equivalence of the premises in the definitions of conformal non-decomposability for C and \tilde{C} . Indeed,

$$\begin{aligned} x = x^1 + x^2 \text{ with } x^1, x^2 \in C \\ \iff \\ \begin{pmatrix} x \\ Ax \end{pmatrix} = \begin{pmatrix} x^1 \\ Ax^1 \end{pmatrix} + \begin{pmatrix} x^2 \\ Ax^2 \end{pmatrix} \text{ with } \begin{pmatrix} x^1 \\ Ax^1 \end{pmatrix}, \begin{pmatrix} x^2 \\ Ax^2 \end{pmatrix} \in \tilde{C}. \end{aligned}$$

Assuming $x = x^1 + x^2$ with $x^1, x^2 \in C$ (and hence $Ax^1, Ax^2, Ax \geq 0$), we have

$$\text{sign}(x^1), \text{sign}(x^2) \leq \text{sign}(x) \iff \text{sign}\left(\begin{pmatrix} x^1 \\ Ax^1 \end{pmatrix}\right), \text{sign}\left(\begin{pmatrix} x^2 \\ Ax^2 \end{pmatrix}\right) \leq \text{sign}\left(\begin{pmatrix} x \\ Ax \end{pmatrix}\right).$$

It remains to show the equivalence of the conclusions in the two definitions. In fact,

$$x^1 = \lambda x^2 \text{ with } \lambda > 0 \iff \begin{pmatrix} x^1 \\ Ax^1 \end{pmatrix} = \lambda \begin{pmatrix} x^2 \\ Ax^2 \end{pmatrix} \text{ with } \lambda > 0.$$

□

Now, we can extend Theorem 3 to general polyhedral cones.

Theorem 8. *Let $C = \{x \mid Ax \geq 0\}$ be a polyhedral cone. Every nonzero vector $x \in C$ is a conformal sum of EVs. That is, there exists a finite set $E \subseteq C$ of EVs such that*

$$x = \sum_{e \in E} e \text{ with } \text{sign}(e) \leq \text{sign}(x).$$

The set E can be chosen such that $|E| \leq \dim(C)$ and $|E| \leq |\text{supp}(x)| + |\text{supp}(Ax)|$.

Proof. Let $A \in \mathbb{R}^{m \times r}$. Define the subspace

$$\tilde{S} = \left\{ \begin{pmatrix} x \\ Ax \end{pmatrix} \in \mathbb{R}^{r+m} \mid x \in \text{span}(C) \right\}$$

and the s-cone

$$\tilde{C} = \left\{ \begin{pmatrix} x \\ Ax \end{pmatrix} \in \mathbb{R}^{r+m} \mid x \in C \right\}.$$

Let $x \in C$ be nonzero. By Theorem 3, $\begin{pmatrix} x \\ Ax \end{pmatrix} \in \tilde{C}$ is a conformal sum of EVs. That is, there exists a finite set $\tilde{E} \subseteq \tilde{C}$ of EVs such that

$$\begin{pmatrix} x \\ Ax \end{pmatrix} = \sum_{\begin{pmatrix} e \\ Ae \end{pmatrix} \in \tilde{E}} \begin{pmatrix} e \\ Ae \end{pmatrix} \quad \text{with } \text{sign}\begin{pmatrix} e \\ Ae \end{pmatrix} \leq \text{sign}\begin{pmatrix} x \\ Ax \end{pmatrix}.$$

By Lemma 7, the EVs of C and \tilde{C} are in one-to-one correspondence. Hence, there exists a finite set $E = \{e \mid \begin{pmatrix} e \\ Ae \end{pmatrix} \in \tilde{E}\} \subseteq C$ of EVs such that

$$x = \sum_{e \in E} e \quad \text{with } \text{sign}(e) \leq \text{sign}(x).$$

The set \tilde{E} (and hence E) can be chosen such that $|E| = |\tilde{E}| \leq \dim(\tilde{S}) = \dim(C)$ and $|E| = |\tilde{E}| \leq |\text{supp}\begin{pmatrix} x \\ Ax \end{pmatrix}| = |\text{supp}(x)| + |\text{supp}(Ax)|$. \square

Theorem 8 is a conformal refinement of Minkowski's and Carathéodory's theorems for polyhedral cones. In fact, it remains to show that there are finitely many EVs.

Proposition 9. *For a polyhedral cone, there are finitely many cND vectors up to positive scalar multiples.*

Proof. Let C be a polyhedral cone and \tilde{C} the related s-cone. By Lemma 7, the cND vectors of C and \tilde{C} are in one-to-one correspondence. By Proposition 5, the cND and SM vectors of \tilde{C} coincide, and by Proposition 4, there are finitely many SM vectors. \square

In [14], EVs of a polyhedral cone C were equivalently defined as extreme vectors of intersections of C with closed orthants of maximal dimension. Indeed, the following equivalence holds for closed orthants, not necessarily of maximal dimension.

Proposition 10. *Let $C \subseteq \mathbb{R}^r$ be a polyhedral cone, $x \in C$, and $O \subset \mathbb{R}^r$ a closed orthant with $x \in O$. Then,*

$$x \in C \text{ is cND} \quad \Leftrightarrow \quad x \in C \cap O \text{ is EX.}$$

Proof. We show the equivalence of the premises in the definitions of conformal non-decomposability for C and extremity for $C \cap O$. (The conclusions are identical.) Indeed, assuming $x = x^1 + x^2$, we have

$$x^1, x^2 \in C \text{ with } \text{sign}(x^1), \text{sign}(x^2) \leq \text{sign}(x) \quad \Leftrightarrow \quad x^1, x^2 \in C \cap O.$$

\square

3.3 Polyhedra

Let P be a polyhedron, that is,

$$P = \{x \in \mathbb{R}^r \mid Ax \geq b\} \quad \text{for some } A \in \mathbb{R}^{m \times r} \text{ and } b \in \mathbb{R}^m.$$

In order to extend Theorem 3 to polyhedra, we introduce corresponding special vectors.

Special vectors

Let P be a polyhedron. A vector $x \in P$ is called

- a *vertex*, if

$$\begin{aligned} &\text{for all } x^1, x^2 \in P \text{ and } 0 < \lambda < 1, \\ &x = \lambda x^1 + (1 - \lambda)x^2 \text{ implies } x^1 = x^2, \end{aligned} \quad (\text{VE})$$

- and *convex-conformally non-decomposable*, if

$$\begin{aligned} &\text{for all } x^1, x^2 \in P \text{ with } \text{sign}(x^1), \text{sign}(x^2) \leq \text{sign}(x) \text{ and } 0 < \lambda < 1, \\ &x = \lambda x^1 + (1 - \lambda)x^2 \text{ implies } x^1 = x^2. \end{aligned} \quad (\text{ccND})$$

From the definitions, we have

$$\text{VE} \Rightarrow \text{ccND}.$$

For a polyhedral cone, we defined elementary vectors (EVs) via conformal non-decomposability. For a polyhedron, we require two sorts of EVs: convex-conformally non-decomposable vectors of the polyhedron and conformally non-decomposable vectors of its recession cone.

Definition 11. *Let $P = \{x \in \mathbb{R}^r \mid Ax \geq b\}$ be a polyhedron and $C^r = \{x \in \mathbb{R}^r \mid Ax \geq 0\}$ its recession cone. A vector $e \in C^r \cup P$ is called an elementary vector of P if either $e \in C^r$ is conformally non-decomposable or $e \in P$ is convex-conformally non-decomposable.*

In order to apply Theorem 3, we define an s-cone related to a polyhedron $P = \{x \in \mathbb{R}^r \mid Ax \geq b\}$. We introduce the *homogenization*

$$C^h = \left\{ \begin{pmatrix} x \\ \xi \end{pmatrix} \in \mathbb{R}^{r+1} \mid \xi \geq 0 \text{ and } Ax - \xi b \geq 0 \right\}$$

of the polyhedron, the subspace

$$\tilde{S} = \left\{ \begin{pmatrix} x \\ \xi \\ Ax - \xi b \end{pmatrix} \in \mathbb{R}^{r+1+m} \mid \begin{pmatrix} x \\ \xi \end{pmatrix} \in \text{span}(C^h) \right\}$$

with $\dim(\tilde{S}) = \dim(C^h) = \dim(P) + 1$, and the s-cone

$$\begin{aligned} \tilde{C} &= C(\tilde{S}, 1 + m) \\ &= \left\{ \begin{pmatrix} x \\ \xi \\ Ax - \xi b \end{pmatrix} \in \mathbb{R}^{r+1+m} \mid \begin{pmatrix} x \\ \xi \end{pmatrix} \in \text{span}(C^h), \xi \geq 0, \text{ and } Ax - \xi b \geq 0 \right\} \\ &= \left\{ \begin{pmatrix} x \\ \xi \\ Ax - \xi b \end{pmatrix} \in \mathbb{R}^{r+1+m} \mid \begin{pmatrix} x \\ \xi \end{pmatrix} \in C^h \right\}. \end{aligned}$$

Hence,

$$\begin{pmatrix} x \\ \xi \end{pmatrix} \in C^h \Leftrightarrow \begin{pmatrix} x \\ Ax - \xi b \end{pmatrix} \in \tilde{C}.$$

Moreover, the cND vectors of C^r and the ccND vectors of P are in one-to-one correspondence with the cND vectors of \tilde{C} .

Lemma 12. *Let $P = \{x \mid Ax \geq b\}$ be a polyhedron, $C^r = \{x \mid Ax \geq 0\}$ its recession cone, and*

$$\tilde{C} = \left\{ \begin{pmatrix} x \\ \xi \\ Ax - \xi b \end{pmatrix} \in \mathbb{R}^{r+1+m} \mid \xi \geq 0 \text{ and } Ax - \xi b \geq 0 \right\}$$

the related s-cone. Then,

$$x \in C^r \text{ is cND} \Leftrightarrow \begin{pmatrix} x \\ 0 \\ Ax \end{pmatrix} \in \tilde{C} \text{ is cND}$$

and

$$x \in P \text{ is ccND} \Leftrightarrow \begin{pmatrix} x \\ 1 \\ Ax - b \end{pmatrix} \in \tilde{C} \text{ is cND.}$$

Proof. See Appendix. \square

Now, we can extend Theorem 3 to polyhedra.

Theorem 13. *Let $P = \{x \mid Ax \geq b\}$ be a polyhedron and $C^r = \{x \mid Ax \geq 0\}$ its recession cone. Every vector $x \in P$ is a conformal sum of EVs. That is, there exist finite sets $E_0 \subseteq C^r$ and $E_1 \subseteq P$ of EVs such that*

$$x = \sum_{e \in E_0} e + \sum_{e \in E_1} \lambda_e e \quad \text{with } \text{sign}(e) \leq \text{sign}(x),$$

$\lambda_e \geq 0$, and $\sum_{e \in E_1} \lambda_e = 1$. (Hence, $|E_1| \geq 1$.)

The set $E = E_0 \cup E_1$ can be chosen such that $|E| \leq \dim(P) + 1$ and $|E| \leq |\text{supp}(x)| + |\text{supp}(Ax)| + 1$.

Proof. By defining an s-cone related to P , applying Theorem 3, and using Lemma 12. See Appendix. \square

Theorem 8 is a conformal refinement of Minkowski's and Carathéodory's theorems for polyhedra. In fact, it remains to show that there are finitely many EVs.

Proposition 14. *For a polyhedron, there are finitely many ccND vectors.*

Proof. Let P be a polyhedron and \tilde{C} the related s-cone. By Lemma 12, the ccND vectors of P are in one-to-one correspondence with a subset of cND vectors of \tilde{C} . By Proposition 5, the cND and SM vectors of \tilde{C} coincide, and by Proposition 4, there are finitely many SM vectors. \square

EVs of a polyhedron P can be equivalently defined as vertices of intersections of P with closed orthants.

Proposition 15. *Let $P \subseteq \mathbb{R}^r$ be a polyhedron, $x \in P$, and $O \subset \mathbb{R}^r$ a closed orthant with $x \in O$. Then,*

$$x \in P \text{ is ccND} \Leftrightarrow x \in P \cap O \text{ is VE.}$$

Proof. We show the equivalence of the premises in the definitions of convex-conformal non-decomposability for P and of a vertex for $P \cap O$. (The conclusions are identical.) Indeed, assuming $x = \lambda x^1 + (1 - \lambda)x^2$ with $0 < \lambda < 1$, we have

$$x^1, x^2 \in P \text{ with } \text{sign}(x^1), \text{sign}(x^2) \leq \text{sign}(x) \quad \Leftrightarrow \quad x^1, x^2 \in P \cap O.$$

□

We conclude by noting that Theorem 8 is a special case of Theorem 13. If a polyhedron is also a cone, then $P = C^r$, $E_1 = \{0\}$, and $\sum_{e \in E_1} \lambda_e e = 0$. However, we do not use Theorem 8 to prove Theorem 13. In classical proofs of Minkowski's and Carathéodory's theorems, one first studies polyhedral cones and then extends the results to polyhedra by a method called homogenization/dehomogenization; see e.g. [16].

3.4 Minimal generating sets

For a pointed polyhedral cone, the extreme rays form a minimal set of generators with respect to addition. The set is minimal in the sense that no proper subset forms a generating set and minimal in the even stronger sense that it is contained in every other generating set. Hence, the extreme rays form a *unique* minimal set of generators.

For a general polyhedral cone, there are minimal sets of generators (minimal in the sense that no proper subset forms a generating set), but there is no unique minimal generating set. However, there is a unique minimal set of *conformal* generators, namely the set of elementary vectors.

Recall that elementary vectors of a polyhedral cone are defined as conformally non-decomposable vectors. Indeed, every nonzero element of a polyhedral cone is a conformal sum of elementary vectors (Theorem 8), and every elementary vector is contained in a set of conformal generators.

We make the above argument more formal.

Definition 16. *Let C be a polyhedral cone. A subset $G \subseteq C$ is called a conformal generating set if (i) every nonzero vector $x \in C$ is a conformal sum of vectors in G , that is, if there exists a finite set $G_x \subset G$ such that*

$$x = \sum_{g \in G_x} g \quad \text{with } \text{sign}(g) \leq \text{sign}(x),$$

and (ii) if $\lambda G = G$ for all $\lambda > 0$.

Proposition 17. *Let C be a polyhedral cone, $E \subseteq C$ the set of elementary vectors, and $G \subseteq C$ a conformal generating set. Then, $E \subseteq G$.*

Proof. Let $e \in C$ be an elementary vector. Since G is a conformal generating set, we have

$$e = g^* + h \quad \text{with } \text{sign}(g^*), \text{sign}(h) \leq \text{sign}(x),$$

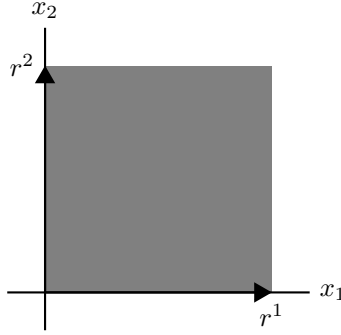
where we choose a nonzero $g^* \in G_e \subset G$ and set $h = \sum_{g \in G_e \setminus \{g^*\}} g \in C$. If $|G_e| = 1$, then $h = 0$ and $e = g^* \in G$. Otherwise, since e is an elementary vector (a cND vector), we have $h = \lambda g^*$ with $\lambda > 0$ and hence $e = (1 + \lambda)g^* \in G$. □

Analogously, for a polyhedron, there is a unique minimal set of conformal generators, namely the set of elementary vectors.

3.5 Examples

We illustrate our results by examples of polyhedral cones and polyhedra in two dimensions.

Example 1. The *s-cone* $C = \{x \mid x_1 \geq 0, x_2 \geq 0\}$.

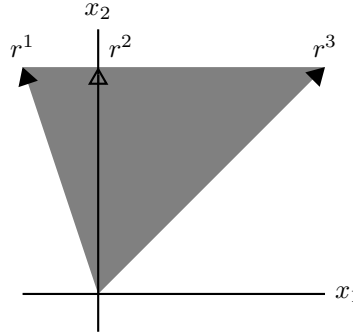


EVs (SM vectors) are elements of the rays $r^1 = \{x \mid x_1 > 0, x_2 = 0\}$ and $r^2 = \{x \mid x_1 = 0, x_2 > 0\}$ (indicated by arrows). Every nonzero vector $x \in C$ is a conormal sum of EVs. That is,

$$x = e^1 + e^2,$$

where $e^1 \in r^1$ and $e^2 \in r^2$.

Example 2. The general polyhedral cone $C = \{x \mid \begin{pmatrix} 3 & 1 \\ -1 & 1 \end{pmatrix} \begin{pmatrix} x_1 \\ x_2 \end{pmatrix} \geq 0\}$.

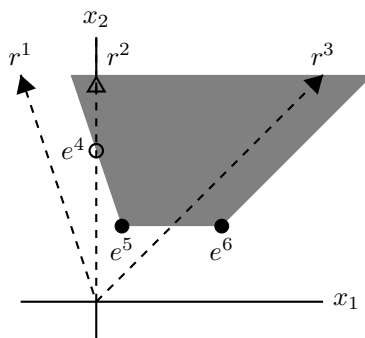


EVs (cND vectors) are elements of the rays r^1, r^2 , and r^3 . Note that r^2 is not an extreme ray. Every nonzero vector $x \in C$ is a conormal sum of EVs. In particular, if $x \in C \cap \mathbb{R}_{\geq}^2$, then

$$x = e^2 + e^3,$$

where $e^2 \in r^2$ and $e^3 \in r^3$.

Example 3. The polyhedron $P = \{x \mid \begin{pmatrix} 3 & 1 \\ -3 & 3 \\ 0 & 2 \end{pmatrix} \begin{pmatrix} x_1 \\ x_2 \end{pmatrix} \geq \begin{pmatrix} 1 \\ -1 \\ 1 \end{pmatrix}\}$.



EVs are elements of the rays r^1 , r^2 , and r^3 (cND vectors of the recession cone) and vectors e^4 , e^5 , and e^6 (ccND vectors of the polyhedron). Note that e^4 is not a vertex. Every vector $x \in P$ is a conformal sum of EVs. In particular, if $x \in P \cap \mathbb{R}_{\geq}^2$, then

$$x = (e^2 + e^3) + (\lambda_4 e^4 + \lambda_5 e^5 + \lambda_6 e^6),$$

where $e^2 \in r^2$, $e^3 \in r^3$ and $\lambda_4, \lambda_5, \lambda_6 \geq 0$ with $\lambda_4 + \lambda_5 + \lambda_6 = 1$.

4 Discussion

Metabolic pathway analysis aims to identify meaningful routes in a network, in particular, to decompose fluxes into *minimal* metabolic pathways. However, only a decomposition *without cancelations* is biochemically meaningful, since a reversible reaction cannot have a flux in different directions at the same time.

In mathematical terms, one is interested in a *conformal* decomposition of the flux cone and of general polyhedral cones and polyhedra. In this work, we first study s-cones (like the flux cone) arising from a linear subspace and nonnegativity conditions. Then, we analyze general polyhedral cones and polyhedra via corresponding higher-dimensional s-cones. Without assuming previous knowledge of polyhedral geometry, we provide an elementary proof of a conformal refinement of Minkowski's and Carathéodory's theorems (Theorems 3, 8, and 13): Every vector (of an s-cone, a general polyhedral cone, or a polyhedron) is a conformal sum of *elementary vectors* (conformally non-decomposable vectors), and there is an upper bound on the number of elementary vectors needed in a conformal decomposition (in terms of the dimension of the cone or polyhedron).

As a natural next question, one may ask: what is a *minimal generating set* of a polyhedral cone that allows a conformal decomposition of every vector? Clearly, such a set must contain all conformally non-decomposable vectors. Indeed, we show that the elementary vectors form a *unique* minimal set of conformal generators (Proposition 17). In metabolic pathway analysis, the question is: what is a minimal generating set of the flux cone that allows a biochemically meaningful decomposition of every flux mode? In this case, the

elementary modes form a unique minimal set of generators without cancellations. This property distinguishes elementary modes as a fundamental concept in metabolic pathway analysis and may serve as a definition.

The correspondence of general polyhedral cones and polyhedra to higher-dimensional s-cones has also important consequences for the *computation* of elementary vectors. In particular, it allows to use efficient algorithms and software developed for elementary modes (see e.g. [15] and the references therein) for computing elementary vectors of general polyhedral cones and polyhedra.

In *applications*, decompositions without cancellations were first used in the study of the conversion cone [14], a general polyhedral cone obtained by flux cone projection [6]. The approach was extended to polyhedra arising from the flux cone and inhomogeneous constraints, in particular, to describe the solution set of linear optimization problems encountered in flux balance analysis [13]. In analogy to s-cones, these sets could be called s-polyhedra. Recently, elementary vectors have been used to describe such polyhedra in the study of growth-coupled product synthesis [3]. Interestingly, conformal decompositions of the flux cone itself appeared rather late. In fact, they have been used to characterize optimal solutions of enzyme allocation problems in *kinetic* metabolic networks [8].

Minkowski's and Carathéodory's theorems (and their conformal refinements) are fundamental results in polyhedral geometry with important applications in metabolic pathway analysis. In a subsequent paper, we plan to revisit other results from polyhedral geometry and oriented matroids (like Farkas' lemma) and investigate their consequences for metabolic pathway analysis.

Acknowledgments

SM was supported by the Austrian Science Fund (FWF), project P28406. GR was supported by the FWF, project P29229.

Appendix

We prove the main results for polyhedra, Lemma 12 and Theorem 13.

Proof of Lemma 12. To prove the first equivalence, we note that $\begin{pmatrix} x \\ 0 \\ Ax \end{pmatrix} \in \tilde{C}$ is cND if and only if $\begin{pmatrix} x \\ Ax \end{pmatrix} \in C'$ is cND, where $C' = \{\begin{pmatrix} x \\ Ax \end{pmatrix} \in \mathbb{R}^{r+m} \mid Ax \geq 0\}$, and apply Lemma 7.

To prove the second equivalence, we show the two implications separately: (\Rightarrow) We assume that $x \in P$ is ccND and first consider a conformal sum of the form

$$\begin{pmatrix} x \\ 1 \\ Ax-b \end{pmatrix} = \begin{pmatrix} x^1 \\ 1 \\ Ax^1-b \end{pmatrix} + \begin{pmatrix} x^2 \\ 0 \\ Ax^2 \end{pmatrix}$$

with $x^1 \in P$, nonzero $x^2 \in C'$, and $\text{sign}(x^1), \text{sign}(x^2) \leq \text{sign}(x)$. As a matter of fact, we also have $x = \frac{1}{2}x^1 + \frac{1}{2}(x^1 + 2x^2)$ with $x^1, x^1 + 2x^2 \in P$ and $\text{sign}(x^1), \text{sign}(x^1 + 2x^2) \leq \text{sign}(x)$. By the assumption, $x^1 = x^1 + 2x^2$, that is, $x^2 = 0$, and it remains to consider a conformal sum of the form

$$\begin{pmatrix} x \\ 1 \\ Ax-b \end{pmatrix} = \lambda \begin{pmatrix} x^1 \\ 1 \\ Ax^1-b \end{pmatrix} + (1-\lambda) \begin{pmatrix} x^2 \\ 1 \\ Ax^2-b \end{pmatrix} \quad (+)$$

with $x^1, x^2 \in P$, $\text{sign}(x^1), \text{sign}(x^2) \leq \text{sign}(x)$, and $0 < \lambda < 1$. By the assumption, $x^1 = x^2$, and the first vector in the sum is a positive multiple of the second. That is,

$$\lambda \begin{pmatrix} x^1 \\ Ax^1 - b \end{pmatrix} = \mu (1 - \lambda) \begin{pmatrix} x^2 \\ Ax^2 - b \end{pmatrix} \quad (*)$$

with $\mu > 0$. Hence, $\begin{pmatrix} x \\ Ax - b \end{pmatrix} \in \tilde{C}$ is cND.

(\Leftarrow) We assume that $\begin{pmatrix} x \\ Ax - b \end{pmatrix} \in \tilde{C}$ is cND and consider the convex-conformal sum

$$x = \lambda x^1 + (1 - \lambda)x^2$$

with $x^1, x^2 \in P$, $\text{sign}(x^1), \text{sign}(x^2) \leq \text{sign}(x)$, and $0 < \lambda < 1$. Hence, we also have the conformal sum (+). By the assumption, we have equation (*) which implies $x^1 = x^2$. Hence, $x \in P$ is ccND. \square

Proof of Theorem 13. Let $A \in \mathbb{R}^{m \times r}$ and $b \in \mathbb{R}^m$. Define the homogenization

$$C^h = \left\{ \begin{pmatrix} x \\ \xi \end{pmatrix} \in \mathbb{R}^{r+1} \mid \xi \geq 0 \text{ and } Ax - \xi b \geq 0 \right\},$$

the subspace

$$\tilde{S} = \left\{ \begin{pmatrix} x \\ \xi \\ Ax - \xi b \end{pmatrix} \in \mathbb{R}^{r+1+m} \mid \begin{pmatrix} x \\ \xi \end{pmatrix} \in \text{span}(C^h) \right\}$$

and the s-cone

$$\tilde{C} = \left\{ \begin{pmatrix} x \\ \xi \\ Ax - \xi b \end{pmatrix} \in \mathbb{R}^{r+1+m} \mid \begin{pmatrix} x \\ \xi \end{pmatrix} \in C^h \right\}.$$

Let $x \in P$. By Theorem 3, $\begin{pmatrix} x \\ Ax - b \end{pmatrix} \in \tilde{C}$ is a conformal sum of EVs. That is, there exist finite sets $\tilde{E}_0, \tilde{E}_1 \subseteq \tilde{C}$ of (normalized) EVs such that

$$\begin{pmatrix} x \\ Ax - b \end{pmatrix} = \sum_{\begin{pmatrix} e \\ Ae \end{pmatrix} \in \tilde{E}_0} \begin{pmatrix} e \\ Ae \end{pmatrix} + \sum_{\begin{pmatrix} e \\ Ae - b \end{pmatrix} \in \tilde{E}_1} \lambda_e \begin{pmatrix} e \\ Ae - b \end{pmatrix}$$

with

$$\text{sign} \begin{pmatrix} e \\ Ae \end{pmatrix}, \text{sign} \begin{pmatrix} e \\ Ae - b \end{pmatrix} \leq \text{sign} \begin{pmatrix} x \\ Ax - b \end{pmatrix},$$

$\lambda_e \geq 0$, and $\sum_{e \in E_1} \lambda_e = 1$. By Lemma 12, the EVs of P are in one-to-one correspondence with the EVs of \tilde{C} . Hence, there exist finite sets $E_0 = \{e \mid \begin{pmatrix} e \\ Ae \end{pmatrix} \in \tilde{E}_0\} \subseteq C^r$ and $E_1 = \{e \mid \begin{pmatrix} e \\ Ae - b \end{pmatrix} \in \tilde{E}_1\} \subseteq P$ of EVs such that

$$x = \sum_{e \in E_0} e + \sum_{e \in E_1} \lambda_e e \quad \text{with } \text{sign}(e) \leq \text{sign}(x).$$

The set $\tilde{E} = \tilde{E}_0 \cup \tilde{E}_1$ (and hence $E = E_0 \cup E_1$) can be chosen such that $|E| = |\tilde{E}| \leq \dim(\tilde{S}) = \dim(P) + 1$ and $|E| = |\tilde{E}| \leq |\text{supp} \begin{pmatrix} x \\ Ax - b \end{pmatrix}| = |\text{supp}(x)| + 1 + |\text{supp}(Ax - b)|$. \square

References

- [1] Achim Bachem and Walter Kern. *Linear programming duality*. Springer-Verlag, Berlin, 1992. An introduction to oriented matroids.
- [2] Constantin Carathéodory. Über den Variabilitätsbereich der *Fourierschen* Konstanten von positiven harmonischen Funktionen. *Rend. Circ. Mat. Palermo*, 32:193–217, 1911.
- [3] S. Klamt and R. Mahadevan. On the feasibility of growth-coupled product synthesis in microbial strains. *Metab. Eng.*, 30:166–178, Jul 2015.
- [4] Steffen Klamt and Jörg Stelling. Two approaches for metabolic pathway analysis? *Trends Biotechnol.*, 21(2):64–69, Feb 2003.
- [5] Francisco Llaneras and Jesús Picó. Which metabolic pathways generate and characterize the flux space? A comparison among elementary modes, extreme pathways and minimal generators. *J. Biomed. Biotechnol.*, 2010:753904, 2010.
- [6] S. A. Marashi, L. David, and A. Bockmayr. Analysis of metabolic subnetworks by flux cone projection. *Algorithms Mol Biol*, 7(1):17, 2012.
- [7] Hermann Minkowski. *Geometrie der Zahlen (Erste Lieferung)*. Teubner, Leipzig, 1896.
- [8] Stefan Müller, Georg Regensburger, and Ralf Steuer. Enzyme allocation problems in kinetic metabolic networks: optimal solutions are elementary flux modes. *J. Theor. Biol.*, 347:182–190, Apr 2014.
- [9] Ralph T. Rockafellar. The elementary vectors of a subspace of R^N . In *Combinatorial Mathematics and its Applications (Proc. Conf., Univ. North Carolina, Chapel Hill, N.C., 1967)*, pages 104–127. Univ. North Carolina Press, Chapel Hill, N.C., 1969.
- [10] Stefan Schuster. Personal communication at MPA 2015, Braga, Portugal, 2015.
- [11] Stefan Schuster and Claus Hilgetag. On elementary flux modes in biochemical reaction systems at steady state. *J. Biol. Syst.*, 2:165–182, 1994.
- [12] Stefan Schuster, Claus Hilgetag, John H. Woods, and David A. Fell. Reaction routes in biochemical reaction systems: algebraic properties, validated calculation procedure and example from nucleotide metabolism. *J. Math. Biol.*, 45(2):153–181, 2002.
- [13] Robert Urbanczik. Enumerating constrained elementary flux vectors of metabolic networks. *IET Syst Biol*, 1(5):274–279, Sep 2007.
- [14] Robert Urbanczik and Clemens Wagner. Functional stoichiometric analysis of metabolic networks. *Bioinformatics*, 21(22):4176–4180, 2005.
- [15] Jürgen Zanghellini, David E. Ruckerbauer, Michael Hanscho, and Christian Jungreuthmayer. Elementary flux modes in a nutshell: Properties, calculation and applications. *Biotechnology Journal*, 8(9):1009–1016, 2013.
- [16] Günter M. Ziegler. *Lectures on polytopes*. Springer-Verlag, New York, 1995.