

Multidimensional Washboard Ratchet Potentials for Frustrated Two-Dimensional Josephson-Junctions Arrays on square lattices

Rafael Rangel^{1,2*} and Marcos Negruz¹

¹*Departamento de Física, Universidad Simón Bolívar, A.P. 89000, Caracas 1080-A, Venezuela and*

²*Laboratorio de Física Teórica de Sólidos(LFTS), Facultad de Ciencias, Universidad Central de Venezuela, A.P. 47586, Caracas 1041-A, Venezuela*

(Dated: October 6, 2018)

In this work, we derive an analytical procedure for obtaining a multidimensional washboard ratchet potential U_f for two-dimensional Josephson junctions array (TDJJA) with an applied magnetic field. The magnetic field is given in units of the quantum flux per plaquette or frustration of the form $\mathbf{f} = \frac{M}{N}$. The derivation is done under the assumption that the checkerboard pattern ground state or unit cell of a two-dimensional Josephson junctions array (TDJJA) is preserved under current bias. The RCSJ with a white noise term models the dynamics for each junction phase in the array. The multidimensional potential is the unique expression of the collective effects that emerge from the array in contrast to the single junction. First step in the procedure is to write the equation for the phases for the unit cell by considering the constraints imposed for the gauge invariant phases due to frustration. Secondly and key idea of the procedure, is to perform a variable transformation from the original systems of stochastic equations to a system of variables where the condition for the equality of mixed second partial is forced via the Poincaré's theorem for differentials forms. This leads to a nonlinear matrix equation (equation (9) in the text), where the new coordinates variables \mathbf{x}_f are evaluated and where the potential exist. The transform matrix also permits the correct transformation of the original white noise terms of each junction to the intensities in the \mathbf{x}_f variables. The commensurate symmetries of the ground state pinned vortex lattice, leads to discrete symmetries to the part of the washboard potential that does not contain a tilt due to the external bias current (equation(10) in the text). In this work we apply the procedure for the important cases $\mathbf{f} = \frac{1}{2}, \frac{1}{3}$. For $\mathbf{f} = \frac{1}{2}$, we show that previously efforts for finding the potential are restricted, leading to a reduced dimension of the potential. Our potential reduces to their expression, if one forces their assumption which represents an unstable situation. New physics emerge when currents are applied in the x and y directions, in particular, we confirm analytically previous numerical work for $\mathbf{f} = \frac{1}{2}$, concerning the border of stationary states, a landmark of the potential. For $\mathbf{f} = \frac{1}{3}$, we give a generalization of previous work, in which we include both the currents in the x and y directions as well the noise terms. We find the potentials realize tilted ratchets analogous to a combustion motor.

PACS numbers: 74.81.Fa,05.10.Gg

I. INTRODUCTION.

The resistive behavior of a two dimensional Josephson array with a given frustration parameter (the ratio of the perpendicular magnetic field to the flux quantum per plaquette, $f = \Phi/\Phi_0$, where $\Phi_0 = hc/2e$), has been a matter of study [1–5]. When the external bias is zero, a mean field approach based quantum interference method can be used to obtain phase diagrams (see [6] and references therein), in which a localization without disorder [7, 8] is exploited. Description of dynamics at any temperature requires knowledge of the origin of dissipation. In superconducting wire networks, near T_c , this is tantamount of using the generalized Ginzburg-Landau equations for each wire element [9][10]. In Josephson junction arrays the RCSJ model [11] describes each junction. The model contains a tilted washboard potential, that permits to obtain qualitative and quantitative understanding of the dynamics [12–18]. Usually these arrays are made such that charging effects

due to small capacitance can be ignored [12]. In fact, recently interesting questions like switching rates, thermal hopping and retrapping statistics were studied using the analogy of the RCSJ model with the dynamics of Brownian particle in a tilted washboard potential [13][14]. The important question is, if for TDJJA with frustration a similar study can be done, albeit the high dimensional stochastic equations have not been formulated. On the other hand, TDJJA constitutes natural systems where to realize ratchet behavior [19–21], in particular, TDJJA ratchets with an asymmetric washboard potential, were fabricated [22] in the overdamped regime. Numerical studies [23], for $f = 1/2$, explained some features of the experiments, but qualitative understanding without detailed knowledge of the ratchet landscape is not possible. In fact, many researches when pursuing numerical work infer the existence of a multidimensional washboard potential in analogy for a single Josephson junction. Others [24] used forced uniaxial tilted washboard one-dimensional potentials, to model a complex multidimensional physical arrangement [25].

* rerangel@usb.ve

II. TDJJA WITH MAGNETIC FIELDS.

When a large LxL network is subject to a uniform external driving current injected along one edge of the array and removed at the opposite edge, from energy balance arguments one expects that the ground state configuration is preserved. Frustration dictates that the net circulation of the vector potential in a given sense around a plaquette is given by $2\pi\Phi/\Phi_0(\text{mod}2\pi) = 2\pi(f_j - n_j)$, where n_j is an integer which defines the vorticity[11]. Neglecting macroscopic screening effects ensures equal frustration for all plaquette $f_j = f$. In [26], for example the dynamics is analyzed for $f = \frac{1}{3}$ in the overdamped at $T = 0$ and $T \neq 0$, analogous numerical studies are done in [5, 27–29] also in the overdamped regime. Also recently, interest for the properties of TDJJA near incommensurability have been studied experimentally, in which the frustration value $f = \frac{2}{5}$ appears to be of relevant [1, 2]. Consequently, we calculate in this work, the multidimensional washboard potential for TDJJA for frustrations $\mathbf{f} = \frac{1}{2}, \frac{1}{3}$. We manage to find the multidimensional potential for the cases $\mathbf{f} = \frac{1}{4}, \frac{1}{5}, \frac{2}{5}$, however, as the complexity and extension of the calculations for rational frustration $\mathbf{f} = \frac{M}{N}$ grow with N , these cases will be published in another work. The implementation of the procedure goes through the following steps: 1) write the equations for the ground state configuration or basic cell unit, this unit constitutes an NxN array as illustrated in Fig.1 [30, 31]. 2) identify the variables in order to define a system of stochastic differential equations with diagonal isotropic masses 3) check that the cross derivatives of the resulting potential are not equal, 4) define a coordinate transformation to a set of new variables, 5) in the newly defined variables, establish the necessary condition for the existence of a potential by invoking Poincaré’s theorem for differential forms, 6) we obtain a non-linear matrix equation (eqt.(9) below), whose solution lead us to the potential(eq.(6) below). The multidimensional potentials give the opportunity for studying similar questions posed for a single Josephson junction in theoretical and experimental sense [13, 14, 50], now asked for a TDJJA. We discuss that matter along the work out of the theory below and in the conclusions.

III. EQUATIONS OF MOTION.

For the array in Fig.(1) there are [28, 30, 31] $2N(N + 1)$ junctions, whose dynamics is given by the RCSJM model[11]:

$$\beta_c \frac{d^2\gamma_{i,j}}{d\tau^2} + \frac{d\gamma_{i,j}}{d\tau} + \frac{dU(\gamma_{i,j})}{d\gamma_{i,j}} = \sqrt{\frac{2k_B T}{E_J}} \xi_{i,j}(\tau) \quad (1)$$

where the tilted one-dimensional “washboard” potential is $U(\gamma_{i,j}) = [-\cos(\gamma_{i,j}) - \frac{I_x}{I_{c0}}\gamma_{i,j}]$, and where $\gamma_{i,j}$ is the gauge-invariant phase difference, $\gamma_{i,j} = \gamma_i - \gamma_j -$

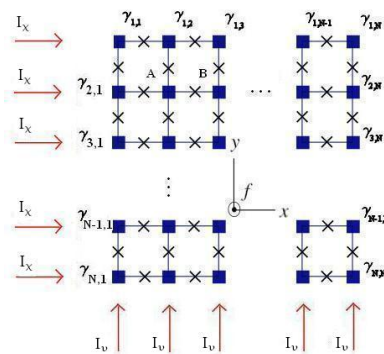


FIG. 1. NxN Josephson junctions array unit cell with $f = \frac{M}{N}\Phi_0$. The magnetic field is perpendicular to the plane of the sheet and a DC current I_x is injected in x -direction, and I_y in the y -direction. The boxes represent superconducting islands, and the crosses the Josephson junctions.

$(2e/\hbar c) \int_i^j \mathbf{A} \cdot d\mathbf{l}$, where \mathbf{A} is the vector potential. I_{c0} is the critical current assumed equal for all junctions. I_x is the current injected in the x -direction, and I_y the injected current in the y direction. One has $\tau = (2eI_{c0}R/\hbar)t$ as the dimensionless time, $\beta_c = (2eI_{c0}CR^2/\hbar)$ is the Stewart–McCumber parameter, R is the shunt resistance, C is the capacitance, \hbar is the Planck’s constant and e is the electron charge. The stochastic term describes white noise with intensity $\sqrt{\frac{2k_B T}{E_J}}$, $\langle \xi_{i,j}(\tau) \rangle = 0$, $\langle \xi_{i,j}(\tau)\xi_{i,j}(\tau') \rangle = \frac{2k_B T}{E_J} \delta(\tau - \tau')$, k_B is the Boltzmann constant, and T is the temperature, $E_J = (\hbar/2e)I_{c0}$ is the Josephson coupling energy[11]. A bookkeeping counting allow us to establish the number of independent equations for the unit cell. First, periodic boundary conditions imply that the phases in opposite places in Fig.(1) are equal. One has N^2 plaquette, in each of them the sum of the gauge invariant phases around each plaquette must be: $\sum_{\text{plaquette}} \gamma_i = 2\pi f(\text{mod}2\pi) = 2\pi(f - n_j)$, when going around a contour, vorticity is given by: $\sum_{\text{contour}} \gamma_i = 2\pi \sum_{\text{enclosed-cells}} (f - n_j)$, ground state symmetries constrain further the number of phases. First, the circulation around the perimeter of the unit cell, should be zero, in order to avoid size scale dependent energy terms. Secondly, the circulation around a contour formed from plaquette in any column or any row should also be zero. For $f = \frac{1}{N}\Phi_0$, the zero circulation can always be achieved in any contour around a column or row by putting has one vortex in a selected plaquette (circulation= $-2(\pi\frac{N-1}{N})$), and zero vortices in the other $((N - 1)$ plaquette (circulation= $2(\pi\frac{1}{N})$ en each). The particular pattern configuration of the minimal energy, i.e., the n_j , were found in [30] for the frustrations we are interested. One has also, that only different phases are the ones in the first column and the first row. The internal phases are just suitable combinations of these phases, i.e., there are $2N$ different phases. We calculate them from the current conservation in the $(N - 1)$ in-

ternal nodes in the second row (symbols A,B...) and current conservation in the x and y directions. We have also $(N+1)$ current equations for $2N$ unknowns. We use then the $(N-1)$ relations from the plaquette circulation to eliminate the remaining $(N-1)$ phases. One finally has $(N+1)$ current equations for the $(N+1)$ independent

variables y_i , they make the functions $g_j(y_1, \dots, y_{N+1})$ (primes are derivatives with respect the dimensionless time, β_c is the Stewart-McCumber parameter):

$$\beta_c y_j'' + y_j' + g_j(y_1, \dots, y_{N+1}) = 0; \quad j = 1, \dots, N+1 \quad (2)$$

$$g_j(y_1, \dots, y_{N+1}) = \frac{1}{2} \sum_{k=1}^{2N} \omega_{jk} \sin \Phi_k(y_i) - \frac{I_\chi}{2I_c} \delta_{j1} - \frac{I_v}{2I_c} \delta_{j2} + \sqrt{\frac{2k_B T}{E_J}} \left[\sum_{m=1}^2 \delta_{jm} \sum_{l=1}^N \xi_l(\tau) + \sum_{m=3}^{N+1} \delta_{jm} \sum_{l=1}^4 \xi_l(\tau) \right] \quad (3)$$

y_1 is sum of the phases in the left side, and y_2 is the sum of the phases in the upper side in fig.(1). The rest of the variables $y_i, i = 3, \dots, N+1$, are chosen, in consistency with the form of eqt.(2). Furthermore, δ_{jm} is the Kroenecker delta. The original phases $\Phi_k, k = 1, \dots, 2N$ are now function of the $(N+1)$ new variables y_i and the $2N \times (N+1)$ matrix ω_{jk} , with entries $-1, 0, 1$ gives the presence of the functions $\sin \Phi_k(y_i)$. In eqt.(3), for the variable y_1 there are $2N$ independent noise terms,

similar for the variable y_2 . For the each of the remaining variables $y_i, i = 3, \dots, N+1$, there are four independent noise terms. One finds $\partial g_j / \partial y_i \neq \partial g_i / \partial y_j$, i.e., g_j are not the derivatives of a potential[32]. One searches for a new set of variables \mathbf{x} , and a transformation is carried out through an $(N+1) \times (N+1)$ matrix \mathbf{D} , $\mathbf{x} = \mathbf{D}\mathbf{y}$, and corresponding inverse transformation $\mathbf{y} = \mathbf{D}^{-1}\mathbf{x}$. Multiplying equation (2) with D_{ij} , one obtains a new system of stochastic differential equations:

$$\beta_c \underbrace{\sum_{j=1}^{N+1} D_{ij} y_j''}_{x_i''} + \underbrace{\sum_{j=1}^{N+1} D_{ij} y_j'}_{x_i'} + \underbrace{\sum_{j=1}^{N+1} D_{ij} g_j(y_1, y_2, \dots, y_{N+1})}_{f_i(x_1, x_2, \dots, x_{N+1})} = 0 \quad (4)$$

$$f_i = \sum_{k=1}^{2N} a_{ik} \sin \Phi_k(x_j) - \frac{I_\chi}{2I_c} D_{i1} - \frac{I_v}{2I_c} D_{i2} + \sqrt{\frac{2k_B T}{E_J}} \left[\sum_{m=1}^2 D_{im} \sum_{l=1}^N \xi_l(\tau) + \sum_{m=3}^{N+1} D_{im} \sum_{l=1}^4 \xi_l(\tau) \right] \quad (5)$$

where $a_{ik} = \frac{1}{2} \sum_{j=1}^{N+1} D_{ij} \omega_{jk}$. One needs to find a defining equation for the matrix \mathbf{D} , such that in the new variables the cross derivatives are equal. This is achieved in the next section.

IV. CONSTRUCTION OF THE POTENTIAL.

We define 1-form by $F = f_i dx_i, i = 1, 2, \dots, N+1$, and force the condition $dF = 0$, i.e, the 1-form is closed. We

invoke the Poincaré's theorem and look for a 0-form U , such that $dU = F$, implying $d(dU) = 0$, i.e, the 1-form is exact[32], i.e., we obtain the potential. Define $\Omega = \sqrt{\frac{2k_B T}{E_J}}$. The form of f_i , suggest the following Ansatz for the 0-form:

$$U(x_i, \Omega, I_\chi, I_v) = - \sum_{k=1}^{2N} \cos \Phi_k(x_i) - \frac{I_\chi}{2I_c} \sum_{i=1}^{N+1} D_{i1} x_i - \frac{I_v}{2I_c} \sum_{i=1}^{N+1} D_{i2} x_i + \Omega \left[\sum_{i=1}^{N+1} \sum_{m=1}^2 D_{im} x_i \sum_{l=1}^N \xi_l(\tau) + \sum_{i=1}^{N+1} \sum_{m=3}^{N+1} D_{im} x_i \sum_{l=1}^4 \xi_l(\tau) \right] \quad (6)$$

$$dU = \sum_{i=1}^{N+1} \left[\sum_{k=1}^{2N} \frac{\partial \Phi_k}{\partial x_i} \sin \Phi_k - \frac{I_X}{2I_C} D_{i1} - \frac{I_V}{2I_C} D_{i2} + \Omega \left(\sum_{m=1}^2 D_{im} \sum_{l=1}^{2N} \xi_l(\tau) + \sum_{m=3}^{N+1} D_{im} \sum_{l=1}^4 \xi_l(\tau) \right) \right] dx_i = F; \quad (7)$$

therefore, from eqt.(5), the necessary condition for $dU = F$ is given by: $a_{ik} = \frac{\partial \Phi_k}{\partial x_i}$,

$$d(dU) = \sum_{i=1}^{N+1} \sum_{m=1}^{N+1} \frac{\partial}{\partial x^m} (dU) dx^m \wedge dx^i = 0, \quad (8)$$

A necessary and sufficient condition for $d(dU) = dF = 0$, is the equality of mixed partial derivatives: $\frac{\partial f_i}{\partial x_m} = \frac{\partial f_m}{\partial x_i}$; $i \neq m$, we use the last relation in obtaining \mathbf{D} , note that last condition can be written as $a_{ik} \frac{\partial \Phi_k}{\partial x_m} = a_{mk} \frac{\partial \Phi_k}{\partial x_i}$, by noting that $\Phi_{\partial x, k} = \Phi_{\partial y, k} D^{-1}$, one obtains:

$$\frac{1}{2} D^T D = \Phi_{\partial y, k} \omega^T (\omega \omega^T)^{-1} \quad (9)$$

$$U(x_1 + \delta x_1, x_2 + \delta x_2, \dots, x_{N+1} + \delta x_{N+1}) = U(x_1, \dots, x_{N+1}) + \delta U_1 + \delta U_2 \quad (12)$$

where δx_i is the period in direction i , and $\delta U_{1,2}$ is the increment of the potential due to the applied currents. In a regime when the noise terms and dissipation can be neglected, one obtains a Hamiltonian system with

$$H = \sum_{i=1}^{N+1} \frac{\xi_i^2}{2\beta_c} + U(x_1, \dots, x_{N+1}) \quad (13)$$

The first term is the kinetic energy, $\frac{\xi_i^2}{2\beta_c} = \frac{\beta_c}{2} \dot{x}_i^2$ (the dot represents the time derivative). The Stewart and McCumber parameter can be written in the form:

$$\frac{\beta_c}{2} = \frac{4E_J R^2}{E_C R_Q} \quad (14)$$

where E_J is the Josephson coupling energy already previously defined, $E_C = \frac{e^2}{2C}$ is the charging energy, and $R_Q = \frac{2\hbar}{2e}$, is the quantum resistance. Equation (13) is the generalization of the one junction case (see eqt.(4) in [12],[11]) as the potential is a multidimensional one. Quantization of eqt.(12) is a standard task, the relevance of which is given for the case when $E_C \geq E_J$ and $R \geq R_Q$. On the other hand, the existence of minima of the potential warrant the stability of the quantum system. We calculate the border of stability as a function of the applied currents for the first example we discuss in the next section. Without noise but maintaining the

where $\Phi_{\partial y, k} = \frac{\partial \Phi_k}{\partial \mathbf{y}}$ represents the matrix of the derivatives of phases with respect to the variables y_j . After solving eqt.(8) for D , we read out the potential (eqt.(6)) and the equations of motions (eqts.(4-5)). Equivalently, the functions $f_i(x_j)$, which define the equations of motion (equation(4)), can be found by differentiating the potential:

$$f_i(x_1, \dots, x_{N+1}) = \frac{\partial U}{\partial x_i}; \quad i = 1, \dots, N+1 \quad (10)$$

The potential has in general a periodic part with period \vec{a} and a linear tilt, i.e.,

$$\begin{aligned} U(\vec{r}) &= U_0(\vec{r}) - \vec{g} \cdot \vec{r} \\ \vec{g} &= (g_1, g_2, 0, \dots, 0) \\ U_0(\vec{r}) &= U_0(\vec{r} + a_j \hat{\mathbf{r}}_j) = U_0(\vec{r} + \vec{a}) \end{aligned} \quad (11)$$

Therefore one has:

dissipation terms, one can analyze the flow properties of the associated first order system:

$$\beta_c X' = \Xi \quad (15)$$

$$\Xi' = -\Xi/\beta_c - \nabla U(x_1, \dots, x_{N+1}) \quad (16)$$

where $X = (x_1, \dots, x_{N+1})$, $\Xi = (\xi_1, \dots, \xi_{N+1})$ [38], in this case the dynamical system is phase space contracting [39]. For $\beta_c = 0$, one has the overdamped limit,

$$X' = -\nabla U(x_1, \dots, x_{N+1}) \quad (17)$$

a gradient system with at most fixed points [41]. Proper interplay of nonlinearities and noise in the systems we derive below, happens in the underdamped regime.

V. POTENTIAL FOR $f = 1/2$.

Consider the ground state 2×2 superlattice unit cell for $f = 1/2$ in Fig.(2) (see Fig.(1) in [30]): Following section III, one first obtains three equations from current conservation in the x , y direction and from the central node:

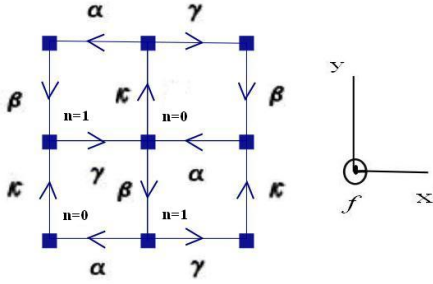


FIG. 2. A 2x2 Josephson junctions array under a magnetic field $f = \frac{1}{2}\Phi_0$

$$\begin{aligned} \beta_c(\gamma'' - \alpha'') + (\gamma' - \alpha') + (\sin \gamma - \sin \alpha) &= I_x/I_c \\ \beta_c(\kappa'' - \beta'') + (\kappa' - \beta') + (\sin \kappa - \sin \beta) &= I_y/I_c \\ \beta_c(\gamma'' + \alpha'' - \beta'' - \kappa'') + (\gamma' + \alpha' - \beta' - \kappa') + (\sin \gamma + \sin \alpha - \sin \beta - \sin \kappa) &= 0 \end{aligned} \quad (18)$$

Then, secondly, the quantization condition for the $n=0$ plaquette is given by: $\beta + \kappa + \alpha + \gamma = \pi$, it allows to eliminate the $(\alpha + \gamma)$ variables. We arrive to the choice of variables: $\mathbf{y} = (y_1, y_2, y_3)$ as:

$$\begin{aligned} y_1 &= \frac{1}{2}(\gamma - \alpha) \\ y_2 &= \frac{1}{2}(\kappa - \beta) \\ y_3 &= -(\beta + \kappa) \end{aligned} \quad (19)$$

We follow eqts.(3-5) for $N = 2$. The Φ_k variables are: $\Phi_k(y_i) = (\Phi_1 = \alpha, \Phi_2 = \beta, \Phi_3 = \gamma, \Phi_4 = \kappa)$, and the matrix ω , which can be read from eqt.(18), is given by:

$$\omega = \begin{pmatrix} -1 & 0 & 1 & 0 \\ 0 & -1 & 0 & 1 \\ 1 & -1 & 1 & -1 \end{pmatrix}$$

one has:

$$\Phi_{\partial y, k} = \begin{pmatrix} -1 & 0 & 1 & 0 \\ 0 & -1 & 0 & 1 \\ 1/2 & -1/2 & 1/2 & -1/2 \end{pmatrix}$$

First one proves that $\partial g_j / \partial y_i \neq \partial g_i / \partial y_j$, and proceed to calculate the right hand side of eqt.(9), one obtains:

$$D^T D = \begin{pmatrix} 2 & 0 & 0 \\ 0 & 2 & 0 \\ 0 & 0 & 1 \end{pmatrix}$$

This implies,

$$D = \begin{pmatrix} \sqrt{2} & 0 & 0 \\ 0 & \sqrt{2} & 0 \\ 0 & 0 & 1 \end{pmatrix}$$

and its inverse,

$$D^{-1} = \begin{pmatrix} 1/\sqrt{2} & 0 & 0 \\ 0 & 1/\sqrt{2} & 0 \\ 0 & 0 & 1 \end{pmatrix}$$

The new variables, $\mathbf{x} = \mathbf{D}\mathbf{y}$ are:

$$x_1 = \sqrt{2}y_1; x_2 = \sqrt{2}y_2; x_3 = y_3; \quad (20)$$

We define $x = x_1, y = x_2, z = x_3$ and obtain with eqt.(5), the potential U ,

$$U(x, y, z, \Omega, I_x, I_y) = - \sum_{k=1}^4 \cos \Phi_k(x, y, z) + \frac{\sqrt{2}}{2} (\Omega \sum_{l=1}^2 \xi_l(\tau) - \frac{I_x}{I_c})x + \frac{\sqrt{2}}{2} (\Omega \sum_{l=3}^4 \xi_l(\tau) - \frac{I_y}{I_c})y + \frac{1}{2} \Omega \sum_{l=5}^8 \xi_l(\tau)z \quad (21)$$

The phases $\Phi_k(x, y, z)$ in eqt.(18) are given by:

$$\Phi_1 = \alpha = \frac{1}{2}(\pi - \sqrt{2}x + z)$$

$$\Phi_2 = \beta = -\frac{1}{2}(\sqrt{2}y + z)$$

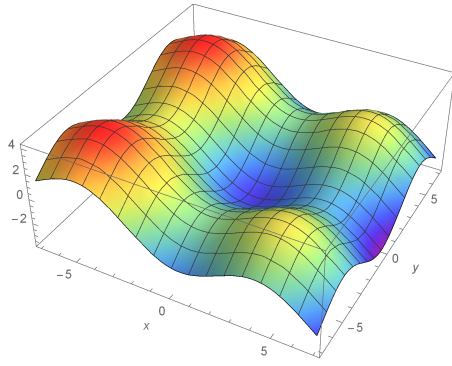


FIG. 3. $U(x, y, \pi/2)$ from eqt.(13), $\Omega = 0$, $I_x = 0.292893$, $I_v = 0.0$

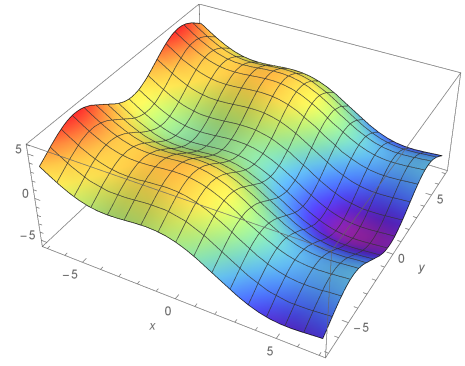


FIG. 6. $U(x, y, -\pi/2)$ from eqt.(13), $\Omega = 0$, $I_x = 0.828429$, $I_v = 0.0$

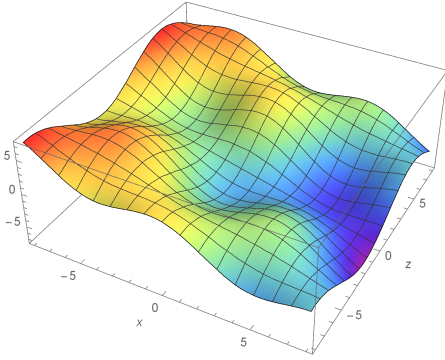


FIG. 4. $U(x, 0, z)$ from eqt.(13), $\Omega = 0$, $I_x = 0.8485$, $I_v = 0.0$

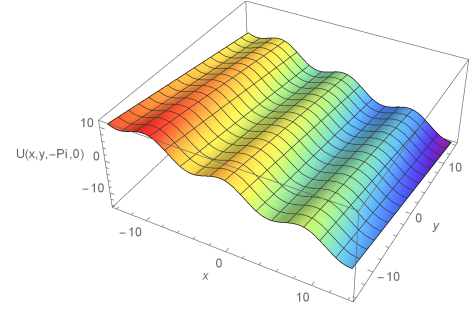


FIG. 7. $U(x, y, -\pi)$ from eqt.(13), $\Omega = 0$, $I_x = 0.849942$, $I_v = 0.3999$

$$\begin{aligned}\Phi_3 &= \gamma = \frac{1}{2}(\pi + \sqrt{2}x + z) \\ \Phi_4 &= \kappa = \frac{1}{2}(\sqrt{2}y - z)\end{aligned}\quad (22)$$

One has from eqt.(11): $U(\vec{r}) = U_0(\vec{r}) - \vec{g} \cdot \vec{r}$, with $\vec{r} = x_i \hat{r}_i$, $i = 1, 2, 3$, $|\hat{r}_i| = 1$, $\vec{g} = \frac{1}{\sqrt{2}} \frac{I_x}{i_c} \hat{r}_1 + \frac{1}{\sqrt{2}} \frac{I_v}{i_c} \hat{r}_2$, and period $\vec{a} = a_i \hat{r}_i = 4\pi(\frac{1}{\sqrt{2}}, \frac{1}{\sqrt{2}}, 1)$. Figures(3 – 8) show the projection of the potential $U(x, y, z)$ for some specific values of the variables y or z .

With the knowledge of \mathbf{D} the corresponding equations of motion (eqts.(4) and(5)) can be straightforwardly written, or alternatively, the functions $f_i(x, y, x)$ can be obtained using eqt.(10):

$$\begin{aligned}\beta_c x'' + x' - \frac{2}{\sqrt{2}} \sin\left(\frac{z}{2}\right) \sin\left(\frac{x}{\sqrt{2}}\right) &= \frac{1}{\sqrt{2}} \left(\frac{I_x}{I_{c0}} + \Omega \sum_{l=1}^2 \xi_l \right) \\ \beta_c y'' + y' + \frac{2}{\sqrt{2}} \cos\left(\frac{z}{2}\right) \sin\left(\frac{y}{\sqrt{2}}\right) &= \frac{1}{\sqrt{2}} \left(\frac{I_v}{I_{c0}} + \Omega \sum_{l=1}^2 \xi_l \right)\end{aligned}$$

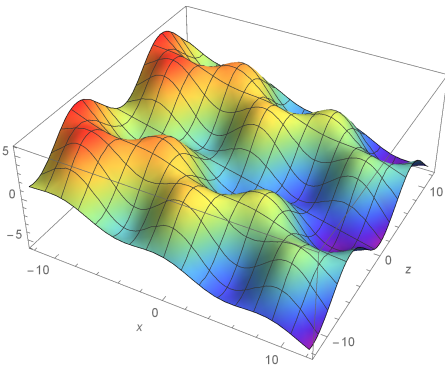


FIG. 5. $U(x, 0, z)$ from eqt.(13), $\Omega = 0$, $I_x = 0.4142$, $I_v = 0.0$

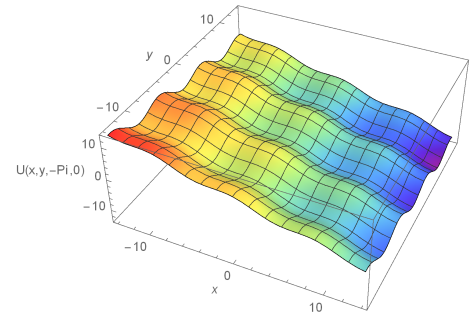


FIG. 8. $U(x, y, -\pi/4)$ from eqt.(13), $\Omega = 0$, $I_x = 0.8499$, $I_v = 0.3999$

$$\beta_c z'' + z' + \cos\left(\frac{z}{2}\right) \cos\left(\frac{x}{\sqrt{2}}\right) + \sin\left(\frac{z}{2}\right) \cos\left(\frac{y}{\sqrt{2}}\right) = \frac{\Omega}{2} \sum_{l=1}^4 \xi_l \quad (23)$$

For $\Omega = 0$, there is a stationary time-independent regime. Stable solutions in this regime correspond to local minima of the potential. In this case, for given I_x, I_v , one manipulates eqt.(23), and obtain a relation which defines the x variable:

$$\frac{\sin(\sqrt{2}x)}{\sqrt{\frac{1}{2}(1 + \sqrt{1 - (\frac{I_v}{I_x})^2 \sin^2(\sqrt{2}x)}) + \cos^2(\frac{x}{\sqrt{2}})}} = I_x, \quad (24)$$

$z(I_x)$ is obtained from the relation $\tan(z/2) = -\cos(x/\sqrt{2})/\cos(y/\sqrt{2})$ and $y(I_x)$ from $\sin(x/\sqrt{2})/\sin(y/\sqrt{2}) = (\frac{I_v}{I_x})^2$. For $I_v = 0$, there is a critical current, at the value of which, the local minima and maxima merge, i.e., at the critical current the stable and unstable fixed points coalesce into one. This critical fixed point can be obtained by maximizing eqt.(24) with $I_v = 0$, one obtains: $x^{crit} = 1/\sqrt{2} \cos^{-1}(2\sqrt{2} - 3)$, $y^{crit} = 0$, $z^{crit} = -2 \sin^{-1} \sqrt{(2 - \sqrt{2})/2}$, and $I_x^{crit} = \sqrt{2\sqrt{2}}\sqrt{3\sqrt{2} - 4}$ per cell, in agreement with the calculation done in [35]. Identical results are obtained, as one should expect by symmetry, if one put $I_x = 0$ and $I_v \neq 0$. For $I_x < I_x^{crit}$, the local minima of the potential occurs always at $y = 0$, an example is shown in fig.(3). Also local maxima of the potential happens

at $y = 0$. For $I_x > I_x^{crit}$, however, the potential has no local minimum, which implies the non-existence of fixed points. Recall that $y = 0$ implies $\kappa = \beta$, if one uses this constraint in the potential (eqt.(21)), one obtains another system with one dimension reduced. This system exists in the projection of the potential to the line $y = 0$. Next we show this statement. Suppose now that the terms representing stochastic forces are irrelevant ($\Omega \approx 0$) and take the imposed transversal current I_v to be zero (see fig.(1)). If one assume one could pin the variable y to the value zero at any current (see fig. (2)), in this case, the potential reduces to:

$$U(x, 0, z) = -\cos \alpha - 2 \cos \beta - \cos \gamma - \frac{I_x}{\sqrt{2}I_c} x \quad (25)$$

where α, β and γ are given by

$$\Phi_1 = \alpha = \frac{1}{2}(\pi - \sqrt{2}x_1 + x_3) \quad (26)$$

$$\Phi_2 = \beta = -\frac{1}{2}x_3 \quad (27)$$

$$\Phi_3 = \gamma = \frac{1}{2}(\pi + \sqrt{2}x_1 + x_3) \quad (28)$$

This potential can be rewritten using trigonometric identities and the sum and the difference of the equations (26) and (28)

$$U(\alpha, \gamma) = -2 \cos\left(\frac{\alpha + \gamma}{2}\right) \cos\left(\frac{\alpha - \gamma}{2}\right) - 2 \sin\left(\frac{\alpha + \gamma}{2}\right) + \frac{I}{I_c} \left(\frac{\alpha - \gamma}{2}\right) \quad (29)$$

Now we introduce the scaled sum and difference variables $\xi \equiv (\alpha + \gamma)/\sqrt{2}$ and $\eta \equiv (\alpha - \gamma)/2$, this allows to write the potential as

$$U = 2\left[-\cos\left(\frac{\xi}{\sqrt{2}}\right) \cos(\eta) - \sin\left(\frac{\xi}{\sqrt{2}}\right) + \frac{I}{2I_c} \eta\right] = 2U(\xi, \eta) \quad (30)$$

One obtains the system:

$$\begin{aligned} \beta_c \eta'' + \eta' + \frac{\partial U(\xi, \eta)}{\partial \eta} \\ \beta_c \phi'' + \phi' + \frac{\partial U(\xi, \eta)}{\partial \phi} \end{aligned} \quad (31)$$

This system was used for simulations in [33]. Forcing $y = 0$ for $I_x > I_x^{crit}$ however, is incompatible with the phase flow properties of eqt.(10)[38], since for currents greater than the critical, the line $y = 0$ is neither local nor global attracting. Instead, there will limit cycles

and fluctuations in the variable y , i.e., voltage fluctuations in the y -direction [37]. In the overdamped regime $\beta_c = 0$, for $I_v \neq 0$, and $I_x \neq 0$, Fisher et tal., carried out numerical calculations for $\Omega = 0$ [40], as equations of motion they used eqt.(18) for the gauge invariant phases Φ_k , in the overdamped regime (eqt.(17)). They found a regime with voltage zero, that they called a pinned regime. The border of this regime can be obtained analytically from the calculation of the maximum permitted value of I_v for a given I_x . Again, by maximizing eqt.(24) one finds a polynomial equation of degree six for the unknown $\cos(\sqrt{2}x)$. For a given $R \equiv I_v/I_x$, the solution of the polynomial equation allows to calculate the maximal value of I_x , i.e., the border of stability of the pinned phase. For the special value $R = 1$, the algebraic equation reduces to one of degree four, one finds the solution $x = y = \pi/2\sqrt{2}$, and $z = -\pi/2$, which implies $I_x^{max} = 1$ per cell. When $R = 0$ one has the case discussed above. Therefore, there is an island of stability between I_x^{cri} and I_x^{max} . In order to get an analytical equation for the bor-

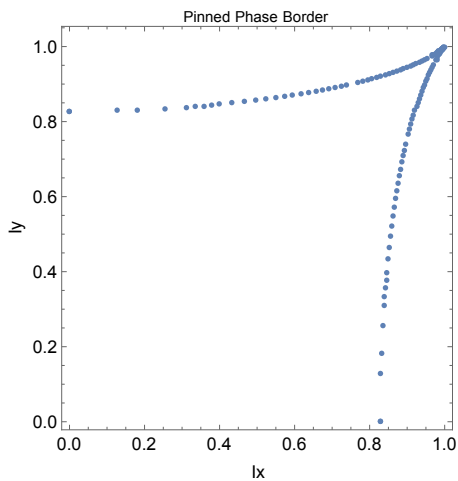


FIG. 9. The pinned phase obtained from eqt.(24).

$$y^4 + I_\chi^2 y^3 + [2(I_\chi^2 - 1) + \frac{I_\chi^4}{4}(1 - R^2)]y^2 + [(I_\chi^2 - 1)I_\chi^2]y + [(I_\chi^2 - 1)^2 - \frac{I_\chi^4}{4}(1 - R^2)] = 0 \quad (32)$$

One factorizes the $y = -1$ root, and obtains:

$$y^3 + [(I_\chi^2 - 1)]y^2 + [(I_\chi^2 - 1) + \frac{I_\chi^4}{4}(1 - R^2)]y + [(1 - 2I_\chi^2) + I_\chi^4(1 - \frac{(1 - R^2)}{4})] = 0 \quad (33)$$

This equation gives for given I_χ and R the corresponding value of x, y, z . Third, one writes the discriminant $D(I_\chi, R)$, of this third degree equation and look for its change in sign, i.e., one solves $D(I_\chi, R) = 0$ which for given I_χ , is a polynomial equation of third degree for $R_{min}^2(I_\chi)$, the value of which defines the pinned phase border (the value of the branch of one of the real roots for $\cos(\sqrt{2}x)$ that evolves from $R = 1$ to the value R_{min} , defined as the value of R where it transform into a complex root). Fig.(9) shows the pinned phase. This phase is a landmark property of the potential independent of β_c . Fig.(6) in [40] shows a numerical calculation of this exact analytical result, the difference of factor two in the axis is because we use the notion of critical current per cell. Beyond the pinned border of the stationary regime, there are no local minima of the potential and only time dependent solutions exist. For finite temperatures, numerical simulation seems to be the only way to study this regime, however, qualitative understanding can be obtained from the potential. The kind of questions one can ask were put in [29]. The authors made numerical simulations of large arrays with frustration $f = 1/25$ in the overdamped limit. Their phase diagram Temperature versus applied current,

der of stability, one finds first from eqt.(24) a polynomial equation of degree four for $y \equiv \cos(\sqrt{2}x)$,

(their fig.(1) show various phases). The pinned phase, with not voltage corresponds to the stationary regime shown in fig.(5), it destabilizes for sufficiently large value of Ω , transforming it in a phase with a finite time average voltage. The mechanism behind is similar to well known case of a single Josephson junction [14, 42]. Only that the barrier height ΔU , has to be calculated from eqt.(10) with $\Omega = 0$ and the criterium that the scape rate turns significant when $\Delta U \approx \Omega$ [45]. In this way, tilting the potential asymmetrically, i.e., by applying currents below or above the $I_\chi = I_v$ line, it is clear that one direction destabilizes first, and then for larger Ω , the other direction. This is only a qualitative picture, and a quantitative analysis needs the full nonlinear dynamics and particular properties of the potential in order to understand the final state after escaping. Also proper use of a multidimensional Wiener process [43] is required. On the other hand, the so called transverse depinning [29], viewed from our theory constitutes the ratchet effect similar to previous case. When $I_\chi \geq I_{crit}$ and one turns $I_v \simeq \epsilon$ on, one begins to tilt the potential in the y direction. There are channels around $z = n * \pi$, where the potential permits the particle of mass β_c to slide almost free down, whereas for example $z = \pi/4$ it

is halted by a relatively big potential barrier(see figures (7-8)), then at a sufficiently big value of Ω , the particle begins to slide down the direction y , accompanied with a voltage. What we have at hand is the analogous of a molecular motor [36, 44]. The numerical study of these scenarios, also eventually the combination of a constant current and time dependent periodic current is a matter of research. This last scenario has been treated numerically in [28] for $f = \frac{1}{2}$ at zero temperature ($\Omega = 0$) in the overdamped regime ($\beta_c = 0$).

VI. POTENTIAL FOR $f = 1/3$.

In the appendix, we apply the general method (equations 5 and 9), to that case and obtain the potential. Deeper analytical and numerical work of that case is challenging future task.

VII. CONCLUSIONS.

In this letter, we have developed a general method to find a potential for current biased TDJJA with frustration. We analyzed in some detail the frustration value $f = 1/2$ for which new analytical results are found, one important result is the analytical calculation of the pinned phase, as it has a landmark character deriving from the potential. In the overdamped regime, a rocking ratchet effect was found in [23], where an asymmetrical potential was engineered. For our potential, we conjecture that inertial effects ($\beta_c \neq 0$) can produce a dynamical ratchet. Also we expect the current reversal phenomenon to exist in our system [46], in fact our systems are prominent examples of ratchets in which inertia, dissipation and noise combines together with high dimensionality and chaos[34] similar to the theory of molecular motors [36, 44][20][21]. Potentials for symmetric values of f around $f = 1/2$, for example $f = 1/4$ and $f = 3/4$ [23], appear interesting and can also be found with the method. At temperatures $T \simeq 0$, when dissipation can be neglected, i.e., neglecting quasi-particles degrees of freedom [47], our systems are Hamiltonian ones as explained (see equation (13)). In this case [49, 50], the potentials derived here still can be used in conjunction with quantum noise [53]. If the charging energy due to a small capacitance is comparable to the Josephson coupling energy E_J [12], the problem turns a quantum mechanical one[11][50]. With the aim of studying superconducting to non-superconducting transition for TDJJA with current bias but no magnetic field, Porter and Stroud [48] writes a Hamiltonian similar to our eqt.(13), in which the kinetic terms are charging energies, which in the units used in [11], is the energy of a particle of mass $C(\hbar/2e)^2$, and the potential is the sum of the one-dimensional washboard potentials of the junctions. The search is for local

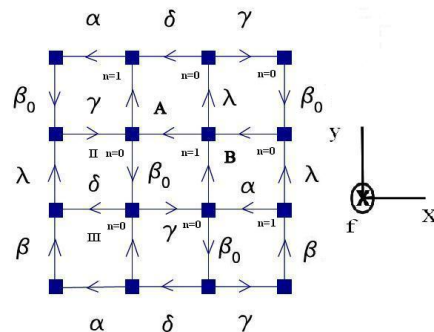


FIG. 10. A 3x3 Josephson junctions array under a magnetic field $f = \frac{1}{3}\Phi_0$

minima of an unknown multidimensional potential as a signal of the superconducting phase. Due to the lack of dissipation and fluctuations the only possible transition is from superconducting to non-superconducting states. This task for the TDJJA with frustration can be studied as we have shown with the help of the multidimensional potentials derived here. Finally, we mention the potentially interesting question posed in [51, 52] concerning the nature of the fluctuations generated by a single Josephson junction. We believe the study of the same question for our multidimensional system is a relevant issue.

ACKNOWLEDGMENTS

M.N. acknowledges support from the DID, USB and the ACFMN during part of the course of this work.

Appendix A: Potential for $f = 1/3$.

Consider the ground state 3x3 superlattice unit cell for $f = 1/3$ as in figure (10)[30, 34].

Like in the previous case, we derive the equations of motion for this arrangement. First we write the flux quantization conditions from the plaquette labeled II and III in figure 10, second we write the conservation of charge conditions at nodes A and B. Then we write the equations of currents in x and y directions. Later we introduce new variables to obtain an isotropic mass tensor. From the resulting system of equations we read the matrices ω and $\Phi_{\partial y, k}$, form the right hand side of eqt.(9) and find the matrix \mathbf{D} . Then we write the potential (eqt.(6) and the equations of motion (eqts.(4 – 5)). We have the following flux quantization conditions from the plaquette labeled II and III:

$$\lambda + \gamma + \beta_0 + \delta = \frac{2\pi}{3} \quad (\text{A1})$$

$$\alpha + \beta - \delta - \lambda = \frac{2\pi}{3} \quad (\text{A2}) \quad \text{nodes A and B:}$$

From current conservation of charge, we obtain from

$$\beta_c(\gamma'' + \alpha'' - \beta'' - \beta_0'') + (\gamma' + \alpha' - \beta' - \beta_0') + (\sin \gamma + \sin \alpha - \sin \beta - \sin \beta_0) = 0 \quad (\text{A3})$$

$$\beta_c(\beta'' - \alpha'' + \delta'' - \lambda'') + (\beta' - \alpha' + \delta' - \lambda') + (\sin \beta - \sin \alpha + \sin \delta - \sin \lambda) = 0 \quad (\text{A4})$$

We impose the condition for the currents in the $x y$

direction

$$\beta_c(\gamma'' - \alpha'' - \delta'') + (\gamma' - \alpha' - \delta') + (\sin \gamma - \sin \alpha - \sin \delta) = I_x/I_c \quad (\text{A5})$$

$$\beta_c(\beta'' - \beta_0'' + \lambda'') + (\beta' - \beta_0' + \lambda') + (\sin \beta - \sin \beta_0 + \sin \lambda) = I_v/I_c \quad (\text{A6})$$

The conditions (A1) and (A2) allow us to rewrite the equations (A3) and (A4) respectively

$$2\beta_c(\gamma'' + \alpha'') + 2(\gamma' + \alpha') + (\sin \gamma + \sin \alpha - \sin \beta - \sin \beta_0) = 0 \quad (\text{A7})$$

$$2\beta_c(\beta'' - \lambda'') + 2(\beta' - \lambda') + (\sin \beta - \sin \alpha + \sin \delta - \sin \lambda) = 0 \quad (\text{A8})$$

We choose the variables $\mathbf{y} = (y_1, y_2, y_3, y_4) = (x, y, z, u)$. The scaling in the definitions of the new variables is necessary to obtain a diagonal and isotropic mass tensor

$$\begin{aligned} x &= 1/2(\gamma - \alpha - \delta) \\ y &= 1/2(\beta - \beta_0 + \lambda) \\ z &= 1/2(\beta - \alpha + \delta - \lambda) = \beta - \lambda - \pi/3 \\ u &= 1/2(\gamma + \alpha - \beta - \beta_0) = \gamma + \alpha - 2\pi/3 \end{aligned} \quad (\text{A9})$$

Using the equations (A1), (A2) and (A9), the gauge invariant phases $\Phi = (\alpha, \beta, \beta_0, \gamma, \lambda, \delta)$ can be obtained

$$\begin{aligned} \alpha &= 1/3(u - z - 2x + \pi) \\ \beta &= 1/3(2y - u + z + \pi) \\ \beta_0 &= 1/3(-2y - 2u - z + \pi) \\ \gamma &= 1/3(2u + z + 2x + \pi) \\ \lambda &= 1/3(2y - u - 2z) \\ \delta &= 1/3(u + 2z - 2x) \end{aligned} \quad (\text{A10})$$

So we can write this system in compact manner

$$\beta_c y_j'' + y_j' + g_j(y_1, y_2, y_3, y_4) = 0 \quad (\text{A11})$$

with $j = 1, 2, 3, 4$; $\mathbf{y} = (y_1 = x, y_2 = y, y_3 = z, y_4 = u)$, $\Phi_{\mathbf{k}} = (\Phi_1 = \alpha, \Phi_2 = \beta, \Phi_3 = \beta_0, \Phi_4 = \gamma, \Phi_5 = \lambda, \Phi_6 = \delta)$ and

$$g_j(y_1, \dots, y_4) = \frac{1}{2} \sum_{k=1}^6 \omega_{jk} \sin \Phi_k(y_1, \dots, y_4) - \frac{I_x}{2I_c} \delta_{j1} - \frac{I_v}{2I_c} \delta_{j2} \quad (\text{A12})$$

δ_{ji} is the kronecker delta and,

$$\omega = \begin{pmatrix} -1 & 0 & 0 & 1 & 0 & -1 \\ 0 & 1 & -1 & 0 & 1 & 0 \\ -1 & 1 & 0 & 0 & -1 & 1 \\ 1 & -1 & -1 & 1 & 0 & 0 \end{pmatrix}$$

$$\Phi_{\partial y, k} = \begin{pmatrix} -2/3 & 0 & 0 & 2/3 & 0 & -2/3 \\ 0 & 2/3 & -2/3 & 0 & 2/3 & 0 \\ -1/3 & 1/3 & -1/3 & 1/3 & -2/3 & 2/3 \\ 1/3 & -1/3 & -2/3 & 2/3 & -1/3 & 1/3 \end{pmatrix}$$

Using equation (9) in the main text one obtain matrix D :

$$D = \begin{pmatrix} 2/\sqrt{3} & 0 & 0 & 0 \\ 0 & 2/\sqrt{3} & 0 & 0 \\ 0 & 0 & 1 & 1 \\ 0 & 0 & 1/\sqrt{3} & -1/\sqrt{3} \end{pmatrix}$$

$$D^{-1} = \begin{pmatrix} \sqrt{3}/2 & 0 & 0 & 0 \\ 0 & \sqrt{3}/2 & 0 & 0 \\ 0 & 0 & 1/2 & \sqrt{3}/2 \\ 0 & 0 & 1/2 & -\sqrt{3}/2 \end{pmatrix}$$

From the inverse transformation D^{-1} one writes:

$$\begin{aligned} y_1 &= \frac{\sqrt{3}}{2}x_1 \\ y_2 &= \frac{\sqrt{3}}{2}x_2 \end{aligned}$$

$$\begin{aligned} y_3 &= \frac{1}{2}x_3 + \frac{\sqrt{3}}{2}x_4 \\ y_4 &= \frac{1}{2}x_3 - \frac{\sqrt{3}}{2}x_4 \end{aligned} \quad (\text{A13})$$

With eqt.(6) one reads the potential:

$$\begin{aligned} U &= -\sum_{k=1}^6 \cos \Phi_k(x_1, x_2, x_3, x_4) + \frac{1}{\sqrt{3}}(\Omega \sum_{l=1}^3 \xi_l(\tau) - \frac{I_X}{I_c})x_1 + \frac{1}{\sqrt{3}}(\Omega \sum_{l=4}^6 \xi_l(\tau) - \frac{I_v}{I_c})x_2 + \frac{1}{2}\Omega \sum_{l=7}^{14} \xi_l(\tau)x_3 \\ &+ \frac{1}{2\sqrt{3}}\Omega[\sum_{l=7}^{10} \xi_l(\tau) - \sum_{l=11}^{14} \xi_l(\tau)]x_4 \end{aligned} \quad (\text{A14})$$

Also the equations of motion in the new variables \mathbf{x} can be written just by reading the corresponding elements of the matrix D as eqt.(5) dictates, or from the potential using eqt.(10). The gauge invariant phases as a function of the new variables $\mathbf{x} = D\mathbf{y}$, in eqt.(5) and in eqt.(A13) are:

$$\begin{aligned} \Phi_1 &= \alpha = 1/3(-\sqrt{3}x_1 - \sqrt{3}x_4 + \pi) \\ \Phi_2 &= \beta = 1/3(\sqrt{3}x_2 + \sqrt{3}x_4 + \pi) \\ \Phi_3 &= \beta_0 = 1/3(-\sqrt{3}x_2 - \frac{3}{2}x_3 + \frac{\sqrt{3}}{2}x_4 + \pi) \\ \Phi_4 &= \gamma = 1/3(\frac{3}{2}x_3 - \frac{\sqrt{3}}{2}x_4 + \sqrt{3}x_1 + \pi) \\ \Phi_5 &= \lambda = 1/3(\sqrt{3}x_2 - \frac{3}{2}x_3 - \frac{\sqrt{3}}{2}x_4) \\ \Phi_6 &= \delta = 1/3(\frac{3}{2}x_3 + \frac{\sqrt{3}}{2}x_4 - \sqrt{3}x_1) \end{aligned}$$

(A15)

This potential can be written according to equation (11) as

$$U(\vec{r}) = U_0(\vec{r}) - \vec{g} \cdot \vec{r} \quad (\text{A16})$$

with $\vec{r} = x_i \hat{r}_i$, $i = 1, \dots, 4$, $|\hat{r}_i| = 1$, $\vec{g} = \frac{1}{\sqrt{3}} \frac{I_X}{I_c} \hat{r}_1 + \frac{1}{\sqrt{3}} \frac{I_v}{I_c} \hat{r}_2$ and period

$$\vec{a} = a_i \hat{r}_i = \frac{2}{\sqrt{3}} \pi(3, 3, 2, 6) \quad (\text{A17})$$

The functions $f_i(x_1, x_2, x_3, x_4)$ from their definition in equation (4), are given by:

$$\begin{aligned} f_1 &= \frac{2}{\sqrt{3}}g_1 = \frac{1}{\sqrt{3}}(\sin \gamma - \sin \alpha - \sin \delta + \Omega \sum_{l=1}^3 \xi_l(\tau) - I_X/I_c) \\ f_2 &= \frac{2}{\sqrt{3}}g_2 = \frac{1}{\sqrt{3}}(\sin \beta - \sin \beta_0 + \sin \lambda + \Omega \sum_{l=4}^6 \xi_l(\tau) - I_v/I_c) \\ f_3 &= g_3 + g_4 = \frac{1}{2}(\sin \delta - \sin \lambda + \sin \gamma - \sin \beta_0 + \Omega \sum_{l=7}^{14} \xi_l(\tau)) \\ f_4 &= \frac{1}{\sqrt{3}}(g_3 - g_4) = \frac{1}{2\sqrt{3}}(2 \sin \beta - 2 \sin \alpha + \sin \delta - \sin \lambda - \sin \gamma + \sin \beta_0 + \Omega \sum_{l=7}^{10} \xi_l(\tau) - \Omega \sum_{l=11}^{14} \xi_l(\tau)) \end{aligned} \quad (\text{A18})$$

In this way, the equations of motion for the x_i variables (eqt.(4)) are completed. The border of the pinned phase,

in analogy with the $f = 1/2$ case, and other questions of the dynamics will be accomplished in another work.

- [1] In-Cheol Baek, Young-Je Yun, Jeon-II Lee, and Mu-Yong Choi, Superconducting transition of a two-dimensional Josephson junction array in weak magnetic fields, *Phys. Rev. B*, 72, 144507(2005).
- [2] In-Cheol Baek, Young-Je Yun, and Mu-Yong Choi, Frustrated two-dimensional Josephson junction array near incommensurability, *Phys. Rev. B*, 69, 172501(2004).
- [3] X. S. Ling H. J. Lezec, M. J. Higgins, J. S. Tsai, J. Fujita, H. Numata, Y. Nakamura, and Y. Ochiai, Nature of phase transitions of superconducting wire networks in magnetic fields, *PhysRevLett* 76, 2989 (1996).
- [4] Enzo Granato, Zero-temperature resistive transition in a Josephson-junction array at irrational frustration, *Phys. Rev. B*, 75, 184527(2007).
- [5] K. K. Mon, and S. Teitel, Phase Coherence and Nonequilibrium Behavior in Josephson Junction Arrays, *Phys. Rev. Lett.* 62, 673 (1989).
- [6] Yeong-Lieh Lin, and Franco Nori, Quantum interference in superconducting wire networks and Josephson junction arrays: An analytical approach based on multiple-loop Aharonov-Bohm Feynman path integrals, *Phys. Rev. B*, 65, 214504(2002).
- [7] Ernesto Medina, Mehran Kardar, and Rafael Rangel, Magnetoconductance anisotropy and interference effects in variable-range hopping, *Phys. Rev. B*, 53, 7663(1996).
- [8] Rafael Rangel, and Ernesto Medina, Persistent non-ergodic fluctuations in mesoscopic insulators: The NSS model in the unitary in symplectic ensembles, *European Journal of Physics B30*, 101 (2002).
- [9] Reinhard Tidecks, "Current-Induced Nonequilibrium Phenomena in Quasi one dimensional Superconductors", Springer Tracts in Modern Physics Vol. 121, 1990.
- [10] D. Y. Vodolazov, F. M. Peeters, L. Piraux, S. Matefi-Tempfli, S. Michotte, Current-Voltage Characteristic of Quasi-One-Dimensional Superconductors: An S-Shaped Curve in the Constant Voltage Regime, *Phys. Rev. Lett.* 91, 157001(2003).
- [11] M. Tinkham, *Introduction to Superconductivity*, Dover Publications, INC., 1996.
- [12] M. Iansiti, M. Tinkham, A. T. Johnson, Walter F. Smith, and C. J. Lobb, Charging effects and quantum properties of small superconducting tunnel junctions, *Phys. Rev. B*, 39, 6465(1989).
- [13] Marin Zonda, Wolfgang Belzig, and Thomas Novotny, Voltage noise, multiple phase slips, and switching rates in moderately damped Josephson Junctions, *Phys. Rev. B* 91, 134305 (2015).
- [14] Luigi Longobardi, Davided Massaroti, Giacomo Rotoli, Daniela Stornoialo, Gianpaolo Papari, Akira Kawakami, Giovany Piero Pepe, Antonio Barone, and Franscesco Tafuri, Thermal hopping and retrapping of a Brownian particle in a tilted periodic potential of a NbN/Moo/NbN Josephson junction, *Phys. Rev. B* 84, 184504 (2011).
- [15] H. F. Yu, X. B. Zhu, Z. H. Peng, Ye Tian, D. J. Cui, G. H. Chen, D. N. Zheng, X. N. Jing, Li Lu, S. P. Zhao, and Siyuan Han, Quantum Phase Diffusion in a Small Underdamped Josephson Junction, *Phys. Rev. Lett.* 107, 067004 (2011).
- [16] Michele H. Devoret, Daniel Esteve, John M. Martinis, Andrew Cleland, and John Clarke, Resonant activation of a Brownian particle out of a potential well: Microwave-enhanced escape from the zero-voltage state of a Josephson junction, *Phys. Rev. B*, 36, 58(1987).
- [17] J. M. Kinoja, T.E. Nieminen, J. Claudon, O. Buisson, F.M.J. Hekking, and J.P. Pekola, Observation of Transition from Escape Dynamics to Undamped Phase Diffusion in a Josephson Junction, *Phys. Rev. Lett.* 94, 247002(2005).
- [18] M. Borromeo, G. Constantini, and F. Marchesoni, Critical Hysteresis in a Tilted Washboard Potential, *Phys. Rev. Lett.* 82, 2820(1999).
- [19] G.R. Berdiyrov, M. V. Milosevic, L. Covaci, and F. M. Peeters, Rectification by an Imprinted Phase in a Josephson Junction, *Phys. Rev. Lett.* 107, 177008 (2011).
- [20] P. Reimann, Brownian motors: noisy transport far from equilibrium, *Phys. Rep.* 361, 57 (2002).
- [21] Peter Haenggi and Fabio Marchesoni, Artificial Brownian motors: Controlling transport on the nanoscale, *Review of Modern Physics* 81,387 (2009).
- [22] D.E. Shalom, and H. Pastoriza, Vortex Motion Rectification in Josephson Junction Arrays with a Ratchet Potential, *Phys. Rev. Lett.* 94, 177001 (2005).
- [23] Veronica I. Marconi, Rocking Ratchets in two-dimensional Josephson Networks: Collective Effects and Current Reversal, *Phys. Rev. Lett.* 98,047006 (2007).
- [24] Valerij A. Shlovskij, and Oleksandr V. Dobrovolskiy, Frequency-dependent ratchet effect in superconducting films with a tilted washboard pinning potential, *Phys. Rev. B*,84, 054515(2011).
- [25] K.J. Challis and Michael W. Jack, Energy transfer in a molecular motor in the Kramers regime, *Phys. Rev. E* 88, 042114 (2013), Tight-binding approach to overdamped Brownian motion on a multidimensional tilted periodic potential, *Phys. Rev. E* 87, 052102 (2013), Thermal fluctuation statistics in a molecular motor described by a multidimensional master equation, *Phys. Rev. E* 88, 062136 (2013).
- [26] F. Falo, A. R. Bishop, and P.S. Lomdahl, I-V characteristics in two-dimensional frustrated Josephson junctions arrays, *Phys. Rev. B*, 41, 10983 (1990).
- [27] J. S. Chung, K. H. Lee., and D. Stroud, Dynamical properties of superconducting arrays *Phys. Rev. B*, 40, 6570 (1989).
- [28] Veronica I. Marconi, Alejandro Kolton, Daniel Dominguez, and Niels Gronbech-Jensen, Transverse phase locking in fully frustrated Josephson junction arrays: A different type of giant steps, *Phys. Rev. B*,68 , 104521(2003).
- [29] Veronica I. Marconi, and Daniel Dominguez, Melting and transverse depinning of driven vortex lattices in the periodic pinning of Josephson arrays, *Phys. Rev. B*,63,174509(2001).
- [30] S. Teitel and C. Jayaprakash, Josephson-Junction Arrays in Transverse Magnetic Fields, *Phys. Rev. Lett.* 51, 1999 (1983).
- [31] Joseph P. Straley, and Michael Barnett, Phase diagram for a Josephson network in a magnetic field, *Phys. Rev. B*, 48, 3309 (1993).
- [32] Harley Flanders, *Differential Forms*, Mathematics in Science and Engineering Vol.11, Academic Press (1963).
- [33] M. Octavio, C.B. Whan, U. Geigenmiller, and C.J.Lobb,

- Dynamical states of underdamped Josephson arrays in a magnetic field, Phys. Rev. B 47, 1141 (1993).
- [34] Rafael Rangel, A. Gimnez, M. Octavio, Dynamics and chaos of a current driven two-dimensional Josephson junctions array under $\frac{1}{3}\phi_0$ magnetic field, Physica A 261 (1998) 409-416.
- [35] S.P. Benz, M.S. Rzechowski, M. Tinkham, and C.J. Lobb, Critical currents in frustrated two-dimensional Josephson arrays, Phys. Rev. B 42, 6165(1990).
- [36] Marcelo O. Magnasco, Molecular Combustion Motors, Phys. Rev. Lett. 72, 2656(1994).
- [37] V. I. Marconi, S. Candia, P. Balenzuela,, H. Pastoriza, and D. Dominguez, Orientational pinning and transverse voltage: Simulations and experiments in a square Josephson junction arrays, Phys. Rev. B 62, 4096(2000)..
- [38] S. Wiggins, Global Bifurcations and Chaos, Applied Mathematical Sciences 73, Springer Verlag 1988.
- [39] A. J. Lichtenberg, and M. A. Lieberman, Regular and Stochastic Motion, Applied Mathematical Sciences 38, Springer Verlag 1983.
- [40] K. D. Fisher, D. Stroud, and L. Janin, Dynamics Phase Transition in a Fully Frustrated Square Josephson Array, Phys. Rev. B 60, 15371(1999).
- [41] John Guckenheimer, and Philip Holmes, Nonlinear Oscillation, Dynamical Systems, and Bifurcations of Vector Fields, Applied Mathematical Sciences 42, Springer Verlag 1983.
- [42] V. Ambegoakar and B. I. Halperin, Voltage Due to Thermal Noise in the dc Josephson Effect, Phys. Rev. Lett. 22(1364) (1969).
- [43] Kristian Debrabant and Andreas Roessler, "Classification of Stochastic Runge-Kutta Methods for the Weak Approximation of Stochastic Differential Equations ", arXiv:1303.4510v1-math.NA.
- [44] David Keller and Carlos Bustamante, The Mechanochemistry of Molecular Motors, Biophysical Journal Vol. 78, 541-556, (2000).
- [45] R. Ferrando, R. Spadacini, and G.E. Tommei, Retrapping and velocity inversion in jump diffusion, Phys. Rev. E 51, 126, (1995).
- [46] U. E. Vincent, A. Kenfack, D. V. Senthilkumar, D. Mayer, and J. Kurths, Current reversal and synchronization in coupled ratchets, Phys. Rev. E 82, 046208 (2010).
- [47] David Verrilli, F. P. Marin, and Rafael Rangel, Single Charge Current in a Normal Mesoscopic Region Attached to Superconductor Leads via a Coupled Poisson Nonequilibrium Green Function Formalism, The Scientific World Journal, Volume 2014 (2014), Article ID 721671.
- [48] C. D. Porter and D. Stroud, Phase transition in current-biased arrays of small Josephson junctions, Phys. Rev. B 82, 184503(2010).
- [49] G. Schoen, Macroscopic Quantum Effects and Quantum Noise in Josephson Elements, IC SQUID 1985.
- [50] Luigi Longobardi, Davided Massaroti, Daniela Stornoiualo, Giacomo Rotoli, Luca Galleti, Floriana Lombardi, and Francesco Tafuri, Direct Transition from Quantum Escape to a Phase Diffusion Regime in YBaCuO Biepitaxial Josephson Junctions, Phys. Rev. Lett. 109, 050601 (2012).
- [51] D. S. Golubev, M. Marthaler, Y. Utsumi, nad G. Schoen, Statistics of voltage fluctuations in resistively shunted Josephson junctions, Phys. Rev. B 81, 184516(2010).
- [52] Martin Zonda, Wolfgang Belzig, and Tomas Novotny, Voltage noise, multiple phase slips, and switching rates in moderately damped Josephson junctions, Phys. Rev. B 91, 134305(2015).
- [53] C.W. Gardinir, Quantum Noise, Springer Verlag 1991.