

Delay times in chaotic quantum systems

A. M. Martínez-Argüello, A. A. Fernández-Marín, and M. Martínez-Mares
*Departamento de Física, Universidad Autónoma Metropolitana-Iztapalapa,
 Apartado Postal 55-534, 09340 México Distrito Federal, Mexico*

By an inductive reasoning, and based on recent results of the joint moments of proper delay times of open chaotic systems for ideal coupling to leads, we obtain a general expression for the distribution of the partial delay times for an arbitrary number of channels and any symmetry. This distribution was not completely known for all symmetry classes. Our theoretical distribution is verified by random matrix theory simulations of ballistic chaotic cavities.

PACS numbers: 73.23.-b, 73.23.Ad, 05.45.Mt, 05.60.Gg

I. INTRODUCTION

The delay experienced by a quantum particle due to the interaction with a scattering region has been the subject of intense investigation for more than thirty years in several areas that include nuclear and condensed matter physics.¹⁻⁷ The interest in this subject has resurged due to the recent appearance of theoretical investigations in chaotic systems⁸⁻¹⁴ and atomic physics;¹⁵⁻¹⁸ the later motivated by experiments of interaction of light with matter during a mean time with attosecond precision.¹⁹

The delay time first introduced by Wigner¹ for one channel and its multichannel generalization by Smith,² in the so-called Wigner-Smith time delay matrix, is written in terms of the scattering matrix S and its derivative with respect to the energy ε . In units of the Heisenberg time τ_H , it is given by

$$Q_w = -i \frac{\hbar}{\tau_H} S^{-1} \frac{\partial S}{\partial \varepsilon}. \quad (1.1)$$

The eigenvalues of Q_w represent the delay time on each channel and the Wigner time delay is the average of these proper delay times. In the context of mesoscopic systems the electrochemical capacitance of a mesoscopic capacitor is described by the Wigner time delay.²⁰⁻²² Some other transport observables that depend on the proper delay times are the thermopower,²³ the derivative of the conductance with respect to the Fermi energy,²⁴ the DC pumped current at zero bias,²⁵ among others (see for instance Ref. 26 and references there in). For ballistic systems with chaotic classical dynamics, these physical observables fluctuates with respect small variations of external parameters, like an applied magnetic field, the Fermi energy or the system shape,²⁶⁻²⁸ the proper delay times are of interest in the characterization of their universal statistics. The distribution of the proper delay times is given in terms of the joint distribution of their reciprocals, known as the Laguerre ensemble,^{26,28} which depends on the particular symmetry present in the problem; an interesting feature of this ensemble is the presence of level repulsion, as occur in the spectral statistics of several complex quantum-mechanical systems.

Alternatively, the partial delay times defined as the energy derivative of phase shifts are also useful in the char-

acterization of chaotic scattering.²⁷ Although the partial times are correlated, this correlation is of different nature than that between the proper delay times; they do not show the level repulsion.²⁹ In the one channel situation the proper and partial delay times are identical to the Wigner time delay τ whose distribution is known for all symmetry classes:^{27,30,31} $\beta = 1$ (4) in the presence of time reversal and presence (absence) of spin-rotation symmetry, and $\beta = 2$ in the absence of time reversal symmetry. For the general case of arbitrary number of channels, the distribution of a partial time is known for $\beta = 2$ ^{32,33} and for $\beta = 1$ an expression in terms of quadratures was obtained for non-ideal coupling.³¹ In the ideal coupling case only the tails of the distribution are known and the corrected prediction does not seem to be right.³³ Moreover, the $\beta = 4$ symmetry is seldom discussed and the distribution of partial times for this symmetry class is not given yet.

In the present paper, we obtain, by an inductive reasoning, a general expression for the probability distribution of the partial delay times. This was done by extracting the essence that comes from the level repulsion in the joint distribution of proper delay times, that transcends to the k th moment of a proper delay time.³⁴ We test our formula by random matrix theory simulations for all symmetry classes and for several number of channels.

In the next section we establish the theoretical framework of the proper and partial delay times; we review the known results for the k th moment of a proper delay time from which we obtain a general expression of the probability distribution of the partial times, for all symmetry classes and any number of channels. In Sect. III we compare our generalized distribution with the numerical predictions from random matrix theory. We conclude in Sect. IV.

II. DISTRIBUTIONS OF PROPER AND PARTIAL DELAY TIMES

A. Scattering approach

Single-electron scattering by a ballistic cavity attached ideally to two leads which support N_1 and N_2 propa-

gating modes (channels), respectively, can be described by a $N \times N$ scattering matrix S , where $N = N_1 + N_2$. When the dynamics of the cavity is classically chaotic, the scattering matrix belongs to one of the three circular ensembles of random matrix theory (RMT).^{35,36} The circular unitary ensemble (CUE) is obtained when flux conservation is the only restriction in the problem, such that $S^\dagger S = \mathbb{1}_N$, where $\mathbb{1}_N$ denotes the unit matrix of dimension N . In the Dyson scheme this case is labeled by $\beta = 2$. Additionally, in the presence of time reversal invariance (TRI) and integral spin or TRI, half-integral spin and rotation symmetry, S is a symmetric matrix, $S = S^T$ (the upper script T means transpose). This case is denoted by $\beta = 1$ and the corresponding ensemble is the circular orthogonal ensemble (COE). In the presence of TRI, half-integral spin, and no rotation symmetry, S is self-dual and the ensemble of self-dual scattering matrices is the circular symplectic ensemble (CSE), labeled by $\beta = 4$. In the diagonal form, the S matrix can be written as

$$S = U E U^\dagger, \quad (2.1)$$

where U is a $N \times N$ unitary, the matrix of eigenvectors, and E is the diagonal matrix of eigenphases,

$$E_{ij} = e^{i\theta_i} \delta_{ij}, \quad (2.2)$$

with δ_{ij} the Kronecker delta.

B. Proper delay times

A symmetrized form of the Wigner-Smith time delay matrix can be written in dimensionless units as^{26,28}

$$Q = -i \frac{\hbar}{\tau_H} S^{-1/2} \frac{\partial S}{\partial \varepsilon} S^{-1/2}, \quad (2.3)$$

where ε is the energy and τ_H is the Heisenberg time ($\tau_H = 2\pi\hbar/\Delta$, with Δ the mean level spacing). The matrix Q is Hermitian for $\beta = 2$, real symmetric for $\beta = 1$, and quaternion self-dual for $\beta = 4$. Its eigenvalues, q_i 's ($i = 1, \dots, N$) are the proper delay times measured in units of τ_H . The distribution of the q_i 's in terms of their reciprocals $x_i = 1/q_i$ is given by the Laguerre ensemble²⁸

$$p_\beta(\{x_i\}) = C_N^{(\beta)} \prod_{a < b}^N |x_b - x_a|^\beta \prod_{c=1}^N x_c^{\beta N/2} e^{-\beta x_c/2}, \quad (2.4)$$

where $C_N^{(\beta)}$ is a normalization constant. It is worth mentioning that the level repulsion that appears between the proper delay times is inherited of the Hamiltonian eigenvalues. There, its normalization constant is well known;³⁷ however, the constant $C_N^{(\beta)}$ has not been given yet, although the Laguerre distribution has been widely used. Through the analysis given in Ref. 34 we find a

general expression given by

$$C_N^{(\beta)} = \frac{\left[\left(\frac{\beta}{2} \right)^{\beta(N-1/2)+1} \left(\frac{\beta}{2} \right)! \right]^N}{\left(\frac{\beta N}{2} \right)!} \prod_{n=0}^{2N-1} \frac{1}{\left(\frac{\beta n}{2} \right)!}. \quad (2.5)$$

Let us note that the level repulsion of the proper delay times in (2.4) transcends to the k th moment of them; recent results of that k th moment, valid for any symmetry and an arbitrary number of channels, shows the underlying part that comes from this repulsion, namely³⁴

$$\langle q_i^k \rangle^{(\beta)} = \left(\frac{\beta}{2} \right)^k \frac{\left(\frac{\beta N}{2} - k \right)!}{\left(\frac{\beta N}{2} \right)!} K_N^{(\beta)}(k, 0, \dots, 0), \quad (2.6)$$

for $k < 1 + \beta N/2$. The factor $K_N^{(\beta)}(k, 0, \dots, 0)$ is the inheritance part of the level repulsion according to the above statement. For $k = 1, 2$, and 3 it becomes independent of β ,³⁴

$$K_N^{(\beta)}(k, 0, \dots, 0) = \frac{k! N^{k-1} N!}{(N+k-1)!}. \quad (2.7)$$

C. Partial delay times

Partial delay times, defined as the energy derivative of the diagonal form of the scattering matrix as in Eq. (1.1), are given, in dimensionless units, by^{27,33}

$$\hat{\tau} = -i \frac{\hbar}{\tau_H} E^{-1} \frac{\partial E}{\partial \varepsilon}. \quad (2.8)$$

It is an $N \times N$ diagonal matrix with elements

$$\tau_s = \frac{\hbar}{\tau_H} \frac{\partial \theta_s}{\partial \varepsilon}. \quad (2.9)$$

Since the partial delay times do not show level repulsion, once the inherent part of the level repulsion has been identified, it is easy to arrive at the expression of the k th moment of the partial time, that is³⁴

$$\langle \tau_s^k \rangle^{(\beta)} = \left(\frac{\beta}{2} \right)^k \frac{\left(\frac{\beta N}{2} - k \right)!}{\left(\frac{\beta N}{2} \right)!}, \quad (2.10)$$

This expression is in agreement with the results that can be obtained directly from the distribution³⁰ for the $N = 1$ case and any β . Also, Eq. (2.10) is in agreement with the known result for $\beta = 2$ and arbitrary N .^{27,32} Following this inductive line of thought, we arrive at the distribution of the partial delay times for all symmetry classes and any number of channels, namely

$$P_\beta(\tau_s) = \frac{2/\beta}{\left(\frac{\beta N}{2} \right)!} \left(\frac{\beta}{2\tau_s} \right)^{2+\beta N/2} e^{-\beta/2\tau_s}. \quad (2.11)$$

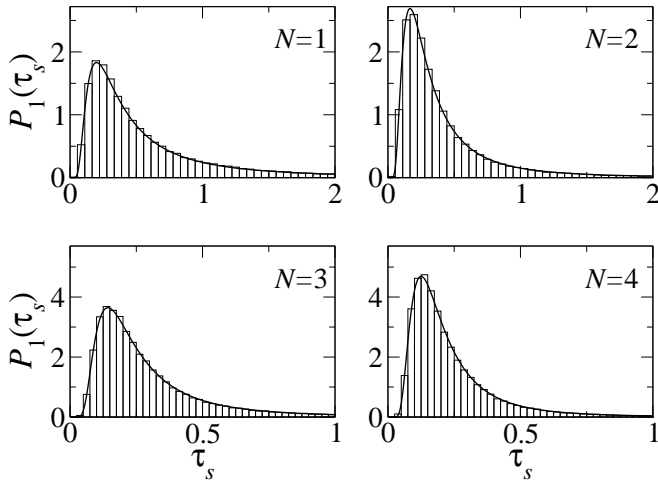


FIG. 1. Comparison between the numerical simulations (histograms) and theory (continuous lines), Eq. (2.11), for the distribution of τ_s (we take $s = 1$) in the $\beta = 1$ case.

This is our main result in this paper. Our expression encompasses the existing results in the literature.^{27,30–33}

In what follows we verify our finding with random matrix theory simulations.

III. NUMERICAL CALCULATIONS

The Hamiltonian approach, also known as the Heidelberg approach, is the best suited for the calculation of the energy derivative of the scattering matrix since it is written explicitly in terms of the energy, namely^{37–39}

$$S(\varepsilon) = \mathbb{1}_N - 2i\pi W^\dagger \frac{1}{\varepsilon \mathbb{1}_M - H + i\pi W W^\dagger} W, \quad (3.1)$$

where H is an M -dimensional Hamiltonian matrix that describes the chaotic dynamics of the system, with M resonant single-particle states, and W is a $M \times N$ matrix, independent of the energy, which couples these resonant states with the N propagating modes in the leads; $\mathbb{1}_n$ stands for the unit matrix of dimension n . For ideal coupling of uncorrelated equivalent channels, $W_{\mu n} = \sqrt{M\Delta}/\pi$ ($\mu = 1, \dots, M$ and $n = 1, \dots, N$) for the matrix elements of W .³⁹

For chaotic systems, H is a random matrix chosen from one of the Gaussian ensembles: orthogonal ($\beta = 1$), unitary ($\beta = 2$) or symplectic ($\beta = 4$). The matrix elements of H are uncorrelated random variables with a Gaussian probability distribution with zero mean and variance $\lambda^2/\beta M$; the latter determines the mean level spacing at the center of the band, $\Delta = \pi\lambda/M$.³⁷ An ensemble of Hamiltonian matrices leads to an ensemble of S -matrices, which represents the several realizations of systems for which the statistical analysis is performed. To implement the simulations we followed the same method as in Ref. 40 for $\beta = 1$ and 2, while for $\beta = 4$ the subrou-

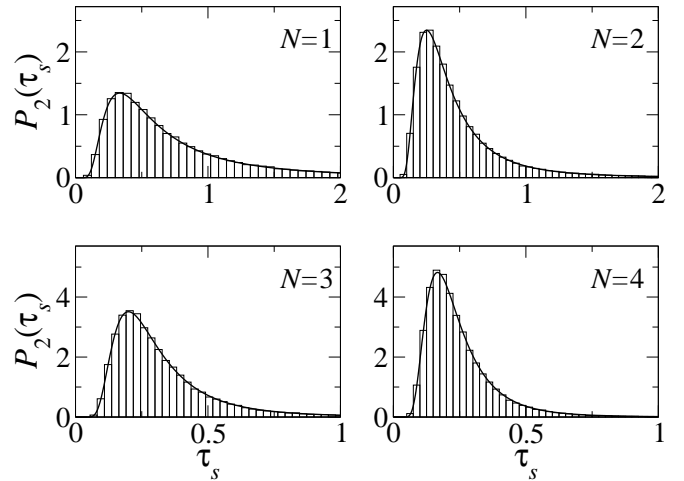


FIG. 2. The same as in Fig. 1 but for $\beta = 2$.

tine given in Ref. 41 was used to generate the random Hamiltonian.

For each realization we diagonalize the matrix S to determine its eigenvalues. We are interested in one of the eigenvalues only, $E_s(\varepsilon) = \exp[i\theta_s(\varepsilon)]$ let say, but evaluated at three energies in order to calculate the energy derivative. That is,

$$\tau_s = -\frac{i}{2\pi\epsilon} \frac{E_s(\epsilon/2) - E_s(-\epsilon/2)}{E_s(0)}, \quad (3.2)$$

where $\epsilon = \varepsilon/\Delta$.

In Fig. 1 we compare our theoretical distribution for the partial delay times, Eq. (2.11), for $\beta = 1$, with the numerical results obtained from the random matrix simulations with 10^5 realizations of τ_s , calculated as in Eq. (3.2) for $M = 100$ and $\epsilon = 0.001$. We observe an excellent agreement for the several cases of N presented. This result is an important one since it has not been verified before. Figure 2 shows the corresponding results for $\beta = 2$, which is in agreement those of Ref. 33. For $\beta = 4$ the comparison is shown in Fig. 3 where also we observe an excellent agreement. Let us note that this is the first time that the distribution of the partial times is given and verified for the $\beta = 4$ and any number of channels.

IV. CONCLUSIONS

Based on known results of the joint moments of proper delay times, we obtained the distribution of the partial delay times for an arbitrary number of channels and any symmetry. This was done following an inductive method by extracting the underlying part coming from the level repulsion inherited to the k th moment of a proper delay time. Our distribution not only reproduces theoretical results previously considered in the literature for unitary symmetry, but also extends it to the orthogonal and symplectic symmetries, for an arbitrary number

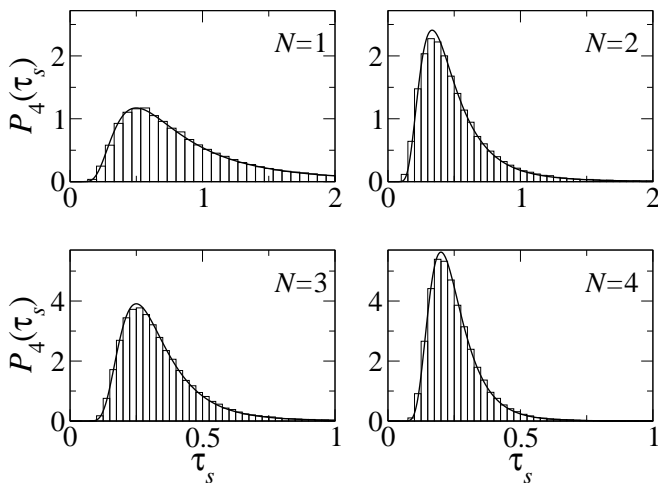


FIG. 3. The same as in Fig. 1 but for $\beta = 4$.

of channels. Besides, we were able to provide the normalization constant for the joint distribution of proper delay times. We tested our theoretical distribution by random matrix theory simulations of ballistic chaotic cavities with ideal coupling.

ACKNOWLEDGMENTS

A. M. Martínez-Argüello thanks CONACyT, Mexico, for financial support. A. A. Fernández-Marín also thanks financial support from PRODEP under the project No. 12312512. M. Martínez-Mares is grateful with the Sistema Nacional de Investigadores, Mexico.

-
- ¹ E. P. Wigner, Phys. Rev. **98** 145 (1955).
² F. T. Smith, Phys. Rev. **118**, 349 (1960).
³ L. Lyuboshits, Phys. Lett. B **72**, 41 (1977).
⁴ M. Bauer, P. A. Mello, and K. W. McVoy, Z. Phys. A **293**, 151 (1979).
⁵ R. Landauer and Th. Martin, Rev. Mod. Phys. **66**, 217 (1994).
⁶ P. J. Price, Phys. Rev. B **48**, 17301 (1993).
⁷ G. Iannaccone, Phys. Rev. B **51**, 4727 (1995).
⁸ G. Berkolaiko and J. Kuipers, J. Phys. A: Math. Theor. **43**, 035101 (2010).
⁹ F. Mezzadri and N. J. Simm, J. Math. Phys. **52**, 103511 (2011).
¹⁰ F. Mezzadri and N. J. Simm, J. Math. Phys. **53**, 053504 (2012).
¹¹ J. Kuipers, D. V. Savin, and M. Sieber, New J. Phys. **16**, 123018 (2014).
¹² M. Marciani, P. W. Brouwer, and C. W. J. Beenakker, Phys. Rev. B **90**, 045403 (2014).
¹³ M. Novaes, J. Math. Phys. **56**, 062110 (2015).
¹⁴ M. Novaes, J. Math. Phys. **56**, 062109 (2015).
¹⁵ J. Feist, O. Zatsarinny, S. Nagele, R. Pazourek, J. Burgdörfer, X. Guan, K. Bartschat, and B. I. Schneider, Phys. Rev. A **89**, 033417 (2014).
¹⁶ I. A. Ivanov and A. S. Kheifets, Phys. Rev. A **89**, 043405 (2014).
¹⁷ P. C. Deshmukh, A. Mandal, S. Saha, A. S. Kheifets, V. K. Dolmatov, and S. T. Manson, Phys. Rev. A **69**, 053424 (2014).
¹⁸ A. Chacon, M. Lein, and C. Ruiz, Phys. Rev. A **89**, 053427 (2014).
¹⁹ M. Schultze, M. Fieß, N. Karpowicz, J. Gagnon, M. Korbman, M. Hofstetter, S. Neppel, A. L. Cavalieri, Y. Komninos, Th. Mercouris, C. A. Nicolaides, R. Pazourek, S. Nagele, J. Feist, J. Burgdörfer, A. M. Azzeer, R. Ernstorfer, R. Kienberger, U. Kleineberg, E. Goulielmakis, F. Krausz, and V. S. Yakovlev, Science **328**, 1658 (2010).
²⁰ J. Lambe and R. C. Jaklevic, Phys. Rev. Lett. **22**, 1371 (1969).
²¹ M. Büttiker, J. Phys.: Condens. Matter **5**, 9361 (1993).
²² M. Büttiker, A. Prêtre, and H. Thomas, Phys. Rev. Lett. **70**, 4114 (1993).
²³ S. A. van Langen, P. G. Silvestrov, and C. W. J. Beenakker, Superlatt. Microstruct. **23**, 691 (1998).
²⁴ P. W. Brouwer, S. A. van Langen, K. M. Frahm, M. Büttiker, and C. W. J. Beenakker, Phys. Rev. Lett. **79**, 913 (1997).
²⁵ P. W. Brouwer, Phys. Rev. B **58**, R10135 (1998).
²⁶ P. W. Brouwer, K. M. Frahm, and C. W. J. Beenakker, Waves Random Media **9**, 91 (1999).
²⁷ Y. V. Fyodorov and H.-J. Sommers, J. Math. Phys. **38**, 1918 (1997).
²⁸ P. W. Brouwer, K. M. Frahm, and C. W. J. Beenakker, Phys. Rev. Lett. **78**, 4737 (1997).
²⁹ D. V. Savin, Y. V. Fyodorov, and H.-J. Sommers, Phys. Rev. E **63**, 035202(R), (2001).
³⁰ V. A. Gopar, P. A. Mello, and M. Büttiker, Phys. Rev. Lett. **77**, 3005 (1996).
³¹ Y. V. Fyodorov, D. V. Savin, and H.-J. Sommers, Phys. Rev. E **55**, R4857 (1997).
³² Y. V. Fyodorov and H.-J. Sommers, Phys. Rev. Lett. **76**, 4709 (1996).
³³ P. Šeba, K. Życzkowski, and J. Zakrzewski, Phys. Rev. E **54**, 2438 (1996).
³⁴ A. M. Martínez-Argüello, M. Martínez-Mares, and J. C. García, J. Math. Phys. **55**, 081901 (2014).
³⁵ M. L. Mehta, *Random Matrices* (Academic, New York, 1991).
³⁶ F. J. Dyson, J. Math. Phys. (N.Y.) **3**, 140 (1962).
³⁷ T. Guhr, A. Müller-Groeling, and H. A. Weidenmüller, Phys. Rep. **299**, 189 (1998).
³⁸ J. J. M. Verbaarschot, H. A. Weidenmüller, and M. R. Zirnbauer, Phys. Rep. **129**, 367 (1985).
³⁹ C. W. J. Beenakker, Rev. Mod. Phys. **69**, 731 (1997).
⁴⁰ M. Martínez-Mares, C. H. Lewenkopf, and E. R. Mucciolo, Phys. Rev. B **69**, 085301 (2004).
⁴¹ V. Cappellini's home page at <http://users.ictp.it/~valerio/HTML/ForTran/RMT.html>.