

THE GAME OF SURVIVAL: SEXUAL EVOLUTION IN DYNAMIC ENVIRONMENTS

RUTA MEHTA, IOANNIS PANAGEAS, GEORGIOS PILIOURAS, PRASAD TETALI, AND VIJAY V. VAZIRANI

ABSTRACT. Evolution is a complex algorithmic solution to life’s most pressing challenge, that of survival. It is a mixture of numerous textbook optimization techniques. Natural selection, the preferential replication of the fittest, encodes the multiplicative weights update algorithm, which in static environments is tantamount to exponential growth for the best solution. Sex can be interpreted as a game between different agents/genes with identical interests, maximizing the fitness of the individual. Mutation forces the exploration of consistently suboptimal solutions. Are all of these mechanisms necessary to ensure for survival? Also, how is it that despite their contradictory character (e.g., selection versus mutation) they do not cancel each other out?

We address these questions by extending classic evolutionary models to allow for a dynamically changing environment. Sexual selection is well suited for static environments where we show that it converges polynomially fast to monomorphic populations. Mutations make the difference in dynamic environments. Without them species become extinct as they do not have the flexibility to recover fast given environmental change. On the other hand, we show that with mutation, as long as the rate of change of the environment is not too fast, long term survival is possible. Finally, mutation does not cancel the role of selection in static environments. Convergence remains guaranteed and only the level of polymorphism of the equilibria is affected. Our techniques quantify exploration-exploitation tradeoffs in time evolving non-convex optimization problems which could be of independent interest.

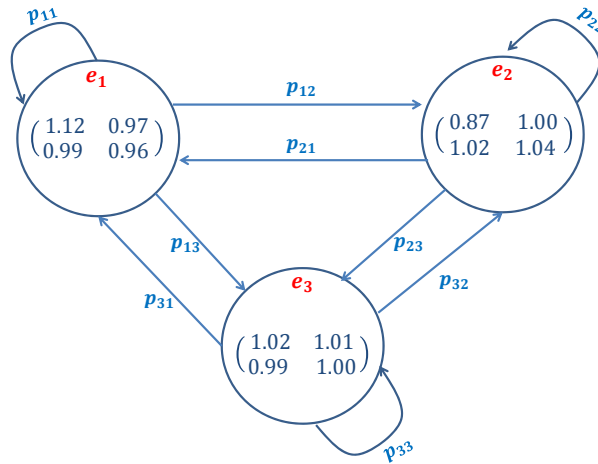


FIGURE 1. An example of a Markov Chain model of fitness landscape evolution.

Ruta Mehta, Simons Institute for the Theory of Computing (UC Berkeley). Email: ruta.mehta@gmail.com.

Ioannis Panageas, Georgia Institute of Technology. Email: ioannis@gatech.edu.

Georgios Piliouras, Singapore University of Technology and Design & Simons Institute for the Theory of Computing (UC Berkeley). Email: georgios.piliouras@gmail.com.

Prasad Tetali, Georgia Institute of Technology. Email: tetali@math.gatech.edu.

Vijay V. Vazirani, Georgia Institute of Technology. Email: vazirani@cc.gatech.edu.

1. INTRODUCTION

Evolution has been the subject of intensive scientific investigation dating back to the early 19th century, in the works of Lamarck and Darwin. Despite centuries old systematic investigation many of its critical elements remain poorly understood. The most obvious and critical among such questions pertains to species survival: Which conditions safeguard the survival of a species and which doom it to extinction?

An intuitive interpretation of the involved analytical difficulties boils down to the fact that evolution is not in effect a single mechanism but a composition of interconnected processes including natural selection, genetic mixing (sex), mutation and genetic drift. Moreover, evolution is an adaptive process that itself targets a moving goal. The environment to which each species adapts to is also changing over time. Climatic or geological changes for example can trigger major changes to the fitness landscape¹. Although elements of this process have been studied extensively in isolation, in this work we extend classic models so as to encompass numerous competing elements simultaneously and provide the first, to our knowledge, treatment of species survival under complex time-varying evolutionary pressures. Before we delve into the specifics of our model we will provide a brief overview of the key insights in the area and explain how our work fits within the broader context of evolutionary learning dynamics in static environments.

Arguably, the most well known aphorism about evolution is that natural selection promotes the "survival of the fittest". Mathematically, this is captured by Fisher's fundamental theorem of natural selection, which states that the rate of increase of the average fitness of a species due to natural selection alone is exactly equal to the genetic variance of its fitness [Fis30]. From an optimization perspective, natural selection alone is optimal since it is bound to converge to homogeneous states where all individuals are optimal, however, the effects of evolutions are much more intricate.

Sexual evolution acts antagonistically to this targeted selection of optimal individuals since even if such an individual arises in the population, unless they are matched with a genetically identical pair, they will produce offsprings with mixed, suboptimal genes. Sex is thus a bit of an evolutionary mystery; however, recent work in theoretical computer science and evolutionary biology has revealed new intuitive interpretations [CLPV12, CLPV13, MP15, MPP15]. Effectively, we can think of sexual evolution as a cooperative game between genes. Each gene can choose as a strategy one of its possible variants (alleles). Any combination of strategies/alleles (one for each gene/agent) gives rise to a specific genotype/individual. The common utility of each gene/agent at that genotype/outcome is equal to the fitness of that phenotype. If we interpret the frequency of the allele in the population as mixed (randomized) strategies in this game then the population genetics model reduces to each agent updating their distribution according to discrete replicator dynamics, a deterministic variant of multiplicative weights update algorithm [KPT09]. These systems have two types of equilibria, mixed states (polymorphic populations) which roughly correspond to saddle points of the dynamics (and are typically exponential in number) and pure states (monomorphic² equilibria, typically linear in the number of alleles). Interestingly, the mean fitness is once again strictly increasing with time, unless we are at an equilibrium, and furthermore, despite the predominance of mixed equilibria natural selection will converge again to monomorphic equilibria for all but a zero measure of initial conditions [MPP15].

These characterizations above leave several critical questions unanswered. Does convergence happen reasonably fast so as to be practically meaningful? What do these results imply in the presence of an exogenous evolving environment? Finally, can these results be combined in a way so as to finally shed some light into the puzzle of survival? We address these questions next.

Speed of convergence under stochastic noise: Standard mathematical models of evolution encode the proportions of different genotypes/alleles of an infinite population and their expected evolution over time via a deterministic dynamic. Once we move to finite populations stochastic effects do not cancel themselves out

¹Darwin was exposed to the idea of geological change through his close friendship with Charles Lyell, the foremost geologist of his day and one of the first men to believe that the earth was very old – more than 300 million years old. This greatly influenced Darwin's thoughts on evolution and provided him with the kind of time scale he needed to assume for evolution to work.

²In a monomorphic state all individuals share the same genotype, whereas in polymorphic there at least two different genotypes.

and typically cause small deviations from the expected system trajectory. This population level phenomenon, which can be thought of as sampling noise, is referred to as genetic drift and encoded by random transitions to nearby states in L_∞ distance. We provide the first to our knowledge polynomial time convergence time bound. Dependence to all identified system parameters is necessary.

Informal Theorem 1: In static environments under small random noise ($\|\cdot\|_\infty = \delta$), sexual evolution (without mutation) converges with probability $1 - \varepsilon$ to a monomorphic equilibrium in time $O\left(\frac{n \log \frac{n}{\varepsilon}}{\gamma^4 \delta^6}\right)$, where n the number of alleles and γ the minimum fitness difference between two genotypes.

Sexual evolution in dynamic environments & survival: Following models in [WVA05] for asexual microbial evolution, we express dynamic environments using Markov chains. Specifically, each environment/fitness landscape encodes a different coordination game between the genes. Given a collection of games and our current environment/game we transition to a randomly chosen neighboring state/game with some probability ρ and with probability $1 - \rho$ we stay at our current environment. Each environment encodes both the possibility of population growth (good allele, fitness > 1) as well as of population (rapid) decline (bad allele, fitness $\ll 1$). Our main result, which itself is a composition of two independent theorems, reveals that the deciding factor for species survival is mutation. Although mutation can hurt the mean population fitness in the short run in static environments, it makes the difference between survival and extinction in dynamic ones.

Informal Theorem 2: In dynamic environments with both good and bad alleles under sexual evolution without mutation the probability of species survival is zero regardless of the rate of change of the environment. In contrast, under sexual evolution with mutation there is a critical rate of change of environment ρ , such that if the environment landscape changes at a rate less than ρ then the probability of long term survival is strictly positive.

Robustness to mutations: We conclude with an intuitive interpretation of why equilibrium convergence for sexual selection is robust to mutations. The average population fitness is no longer a potential function for these systems. The potential is instead a product of the average population fitness times a term that captures the diversity of the allele distribution. The key quantity of interest here is the product of proportions of all alleles in the population, which we call “mean population mixability”³.

Informal Theorem 3: In static environments sexual evolution with mutation converges for all levels of mutation. Specifically, if we are not at equilibrium, at the next time step at least one of mean population fitness or mean population mixability will strictly increase.

2. TECHNICAL OVERVIEW

We analyze quantitatively (stochastically perturbed) nonlinear dynamical systems whose parameters evolve according to a (possibly slow mixing) Markov chain. This is a rather challenging analytical setting. Nevertheless, the modular and robust nature of evolution allows for a series of piecemeal arguments that work as set-pieces to produce our main theorems.

Convergence rate for evolution without mutation in static environment. Our starting point is [MPP15] where it was shown that in the case of noise-free sexual dynamics the average population fitness increases in each step and the system converges to equilibria and moreover that for almost all initial conditions the resulting fixed point corresponds to a monomorphic population (pure/not mixed equilibrium). Conceptually, the first step in our analysis tries to capitalize on this stronger characterization by showing that convergence to such states happens fast. This is critical because while there only linearly many pure equilibria, there are (on average) exponentially many isolated, mixed ones [CLPV13], which are impossible to meaningfully characterize. By establishing the predictive power of pure states we radically reduce our uncertainty about system behavior and produce a building block for future arguments.

Without noise we cannot hope to prove fast convergence to pure states since by choosing initial conditions sufficiently close to the stable manifold of an unstable equilibrium, we are bound to spend super-polynomial time near such unstable states. In finite population models, however, the system state (proportions of different

³This quantity has not been identified before and is inspired by the concept of mixability due to Livnat et. al. [LPDF08].

alleles) is always subject to small stochastic shocks (akin to sampling errors). These small shocks suffice to argue fast convergence by combining an inductive argument and a potential/Lyapunov function argument.

To bound the convergence time to a pure fixed-point starting at arbitrary mixed-strategy (maybe with full support), it suffices to bound the time it takes to reduce the size of the support by one, because once a strategy becomes zero it remains zero, *i.e.*, an extinct allele can never come back in absence of mutations (and then use induction). For the inductive step, we need two nontrivial arguments. Lemma 5.1 provides a lower bound on the rate of the increase of the mean population fitness when not at approximate fixed points⁴ and is a quantitative strengthening of potential/(nonlinear dynamical system) arguments in [MPP15]. The remaining issue is to show that the noise suffices to escape fast (in expectation) from the influence of approximate fixed points. This requires a combination of stochastic techniques including origin returning random walks, Azuma type inequalities and arguing about the expected mean fitness for the "day-after-tomorrow" (Lemmas 5.3-5.7). This concludes the speed of convergence analysis.

Survival, extinction under dynamic environments We consider a Markov chain based model of environmental changes, where after every selection step, the fitness matrix changes with probability p (see section 4). Suppose we start at population size N^0 and let N^t denote the size at time t , then in every step it gets multiplied by the average fitness of the current population. We say that population goes extinct if for some t , $N^t < 1$, and it survives if $N^t \geq 1$, for all t . To make our setting biologically relevant and mathematically interesting, we assume that there do not exist "all-weather" phenotypes. We encode this by having the population of each genotype decrease when matched to an environment chosen according to their stationary distribution.⁵ In other words, we have both good and bad alleles some leading to growth and some to population decrease.

Case a) sexual selection without mutation: If the population becomes monomorphic then this single phenotype can not survive in all environments, and will eventually wither out with its population in exponential decline once the Markov chain mixes. The question is whether monomorphism is achieved under changing environment; the above analysis is not applicable directly as fitness matrix is not fixed anymore. Our first theorem upper bounds the amount of time T needed to "wait" in a single environment so as the probability of convergence to a monomorphic state is at least some constant (*e.g.*, $\frac{1}{2}$). Breaking up the time history in consecutive chunks of size T and applying Borel-Cantelli implies that the population will become monomorphic with probability 1 (Theorem 6.2). This is the strongest possible result without explicit knowledge of the specifics of the Markov chain (*e.g.* mixing time).

Case b) sexual selection with mutation: We consider the model where after a selection step of replicator dynamics, each allele mutates to another with probability τ (see (2) for equations). This is a standard way to model mutations [HS98]. In each period the proportion of each allele is at least τ . We show that this helps the population survive.

We note that average fitness is no more increasing in each step even without noise. Instead we derive another potential function that is combination of average fitness and entropy. Due to mutations forcing exploration, sexual selection weeds out the bad alleles fast. (Lemma 6.3). Thus there may be initial decrease in fitness, however the decrease is upper bounded. This fitness is bound to increase significantly within a short time horizon due to increase in population of good alleles (Lemma 6.4). Since population size gets multiplied by average fitness in each iteration, this defines a biased random walk on logarithm of the population size. Using upper and lower bounds on decrease and increase respectively, we show that the probability of extinction stochastically dominates a simpler to analyze random variable pertaining to biased random walks on the real line (Lemma 6.5). Thus, the probability of long term survival is strictly positive (Theorem 6.6).

Deterministic convergence despite mutation in static environments: For the case of dynamics with mutation, without noise we show convergence to fixed-points in the limit, by defining a potential function mentioned above (Theorem 7.2). Such convergence results are rare and crucial in dynamical systems literature [Per91],

⁴We call these states α -close points.

⁵If the population increased in expectation over the randomly chosen environment then its population would blow up exponentially (and forever) as soon as the Markov chain reached its mixing time.

and therefore this potential function may be of independent interest to understand limit points of this and similar dynamics (the continuous time analogue can be found here [HS98]). One way to interpret this result is a homotopy method for computing equilibria in coordination games, where the algorithm always converges to fixed points and as mutation goes to zero the stable fixed points correspond to the pure Nash equilibria [CLPV13].

3. RELATED WORK

In the last few years we have witnessed a rapid cascade of theoretical results on the intersection of computer science and evolution. Livnat *et al.* [LPDF08] introduced the notion of mixability, the ability of an allele to combine itself successfully with others. In [CLPV13, CLPV14] connections were established between sexual evolution and dynamics in coordination games. Meir and Parkes [MP15] has provided a more detailed examination of these connections. These dynamics are close variants of the standard (discrete) replicator dynamics [HS98]. Replicator dynamics is closely connected to the multiplicative weights update algorithm [KPT09, PP14]. In [MPP15] Mehta *et al.* established that these systems converge for almost all initial conditions to monomorphic states. It is also possible to introduce connections between satisfiability and evolution [LPR⁺14] as well understand the complexity of predicting the survival of diversity in complex species [MPPY14].

The error threshold is the rate of errors in genetic mixing above which genetic information disappears [Eig93]. Vishnoi [Vis13] showed existence of such sharp thresholds. Moreover, in [PSV16] Panageas *et al.* shed light on the speed of evolution (see also [Vis15]). Finally, in [DSV12] Dixit *et al.* present finite population models for asexual haploid evolution that closely track the standard infinite population model of Eigen [Eig71].

4. PRELIMINARIES

Notations: All vectors are in bold-face letters, and are considered as column vectors. To denote a row vector we use \mathbf{x}^T . The i^{th} coordinate of \mathbf{x} is denoted by x_i . Let $\Delta_n = \{\mathbf{x} \in \mathbb{R}^n \mid \mathbf{x} \geq 0, \sum_{i=1}^n x_i = 1\}$ be the set of probability distributions on n coordinates. For given matrix A define A_{\max}, A_{\min} the largest, smallest entry in matrix A respectively. Define $\text{Supp}(\mathbf{x}) = \{i \mid x_i \neq 0\}$.

4.1. Dynamics: Natural Selection with/without Mutation. In this section we describe the Chastain *et al.* [CLPV14] interpretation of evolutionary dynamics of natural selection under sexual reproduction in haploid species (*i.e.*, with single chromosome, see also section 12 for terms used in biology). Recall from the introduction that as per this interpretation genes are players, and possible alleles for a gene are its pure strategies. When each player chooses a strategy, it defines an individual, and the fitness of this individual is the payoff that all the players get. Thus it is a coordination game.

Consider the case of two genes. Let S_i be the set of alleles for gene $i = 1, 2$, and let $|S_i| = n$, $i = 1, 2$. Let W_{ij} be the fitness of a person with allele i in gene one and allele j in gene two. Under the model of weak selection it is assumed that every entry of W_{ij} is near 1. For a small enough $s > 0$, $W_{ij} \in [1 - s, 1 + s]$.

Let x_i denote the proportion of the population with allele i in gene one, and similarly y_j for allele j in gene two. After a mating season where two individuals are picked at random and mate, the expected number of off-springs with allele i for gene 1 is $(x_i^2(W\mathbf{y})_i + \frac{1}{2}2x_i(1 - x_i)(W\mathbf{y})_i) = (x_i(W\mathbf{y})_i)$. Thus, the evolutionary dynamics is governed by the following function $g : \Delta \rightarrow \Delta$, where $\Delta = \Delta_n \times \Delta_n$, and $(\mathbf{x}(t), \mathbf{y}(t))$ denote the frequencies in time t [CLPV14].

$$\text{Let } (\mathbf{x}(t+1), \mathbf{y}(t+1)) = g(\mathbf{x}(t), \mathbf{y}(t)), \text{ where } \begin{cases} \forall i \in S_1, x_i(t+1) = x_i^t \frac{(W\mathbf{y}(t))_i}{\mathbf{x}^t(t)W\mathbf{y}(t)} \\ \forall j \in S_2, y_j(t+1) = y_j^t \frac{(W^t\mathbf{x}(t))_j}{\mathbf{x}^t(t)W\mathbf{y}(t)} \end{cases} \quad (1)$$

It is easy to see that g is well-defined when W is a positive matrix. Furthermore, Mehta *et al.* [MPP15] showed that this dynamics converges point-wise to a pure fixed-point for all but measure zero of initial conditions in Δ , *i.e.*, where exactly one coordinate is non-zero in both \mathbf{x} and \mathbf{y} .

Next we extend the dynamics of (1) to incorporate mutation. The simplest model of considers this as a two step process, namely selection and then mutation. Selection is governed by (1) as before, and after that allele k mutates to allele k' with non-zero probability τ for all $k \neq k'$ in both the genes. After a simple calculation (see 11.8 for calculations) the resulting dynamics, governed by function $f : \Delta \rightarrow \Delta$, turns out to be,

$$\text{Let } (\mathbf{x}(t+1), \mathbf{y}(t+1)) = f(\mathbf{x}(t), \mathbf{y}(t)), \text{ then } \begin{aligned} x_i(t+1) &= (1 - n\tau)x_i(t) \frac{(W\mathbf{y}(t))_i}{\mathbf{x}(t)^T W\mathbf{y}(t)} + \tau, \forall i \in S_1 \\ y_j(t+1) &= (1 - n\tau)y_j(t) \frac{(\mathbf{x}(t)^T W)_j}{\mathbf{x}(t)^T W\mathbf{y}(t)} + \tau, \forall j \in S_2 \end{aligned} \quad (2)$$

An inherent assumption in deriving both the above dynamics is that the population density is infinite. In the next section we discuss how these dynamics changes in case of finite population model.

4.2. Finite population. To talk about survival or extinction of a species we need to start the evolutionary process with finite sized population, and then analyze if it will die out or survive in long term. In this section we discuss how dynamics changes when population is finite.

In this case a typical approach is to add small random noise to non-zero frequencies to account for the *genetic drift*. For this we define a set of allowed perturbations around a point.

Definition 4.1. Given $\mathbf{z} \in \Delta$ and a small $0 < \delta$ (δ is $o_n(\tau)$), define $\Delta(\mathbf{z}, \delta)$ to be a set of vectors $\{\mathbf{z} + \boldsymbol{\delta} \in \Delta \mid \text{Supp}(\boldsymbol{\delta}) = \text{Supp}(\mathbf{z}); \delta_i \in \{-\delta, +\delta\}, \forall i\}$.⁶

Note that if \mathbf{z} is pure (has support size one), then $\boldsymbol{\delta}$ is all zero vector (i.e., if entire population has single genotype then there is no issue of genetic drift). Define noisy versions of both g from (1) and f from (2) as follows: Given $(\mathbf{x}(t), \mathbf{y}(t))$ pick $\boldsymbol{\delta}_1 \in \Delta(\mathbf{x}(t), \delta)$ and $\boldsymbol{\delta}_2 \in \Delta(\mathbf{y}(t), \delta)$ uniformly at random. With probability half set $\boldsymbol{\delta}_x$ to zero and $\boldsymbol{\delta}_y = \boldsymbol{\delta}_2$ and with the other half set $\boldsymbol{\delta}_x = \boldsymbol{\delta}_1$ and $\boldsymbol{\delta}_y$ to zero. Then define dynamics without mutation by,

$$(\mathbf{x}(t+1), \mathbf{y}(t+1)) = g_{\boldsymbol{\delta}}(\mathbf{x}(t), \mathbf{y}(t)) = g(\mathbf{x}(t), \mathbf{y}(t)) + (\boldsymbol{\delta}_x, \boldsymbol{\delta}_y) \quad (3)$$

and dynamics with mutation by,

$$(\mathbf{x}(t+1), \mathbf{y}(t+1)) = f_{\boldsymbol{\delta}}(\mathbf{x}(t), \mathbf{y}(t)) = f(\mathbf{x}(t), \mathbf{y}(t)) + (\boldsymbol{\delta}_x, \boldsymbol{\delta}_y) \quad (4)$$

Another causality of the above perturbation is that if fraction of any allele goes below δ , it may be due to noise. Therefore, we reset such fractions to zero.

$$\begin{aligned} \forall i \in S_1, \text{ if } x_i(t) < \delta \text{ then set } x_i(t) = 0, \text{ and re-normalize } \mathbf{x}(t). \\ \forall j \in S_1, \text{ if } y_j(t) < \delta \text{ then set } y_j(t) = 0, \text{ and re-normalize } \mathbf{y}(t). \end{aligned} \quad (5)$$

Definition 4.2. A vector \mathbf{x}, \mathbf{y} is called *negligible* if there exists an i s.t $x_i < \delta$ or $y_i < \delta$.

Tracking population size. Suppose the size of the initial population is N^0 , and let population at time t be N^t . Then, in every time period it gets multiplied by the average fitness of the current population, namely $\mathbf{x}^T W \mathbf{y}$.

$$\text{Let } \Phi^t = \mathbf{x}(t)^T W \mathbf{y}(t), \text{ then } N^{(t+1)} = N^t \Phi^{(t+1)} \Rightarrow N^{(t+1)} = N^0 \prod_{t'=1}^{t+1} \Phi^{t'} \quad (6)$$

Definition 4.3. We say the *population goes extinct* if for initial population size N^0 , there exists a time t so that $N^t < 1$. On the other hand, we say that *population survives* if for all times $t \in \mathbb{N}$ we have that $N^t \geq 1$.

⁶in case the size of the support of \mathbf{z} is odd, there will be a zero entry in $\boldsymbol{\delta}$, so $|\text{Supp}(\boldsymbol{\delta})| = |\text{Supp}(\mathbf{z})| - 1$

4.3. Model of environment change. We consider a Markov chain based model of changing environment. Let \mathcal{E} be the set of different possible environments, and let W^e denote the fitness matrix in environment $e \in \mathcal{E}$. Let E denote the set of (e, e') pairs if there is a non-zero probability to go from environment e to e' . After every selection step (3 or 4) the environment changes to one of its neighboring environment with probability at most $p < 1$, and remains unchanged with probability at least $(1 - p)$ (see figure 1). The graph formed by edges in \mathcal{E} is assumed to be connected, thus the resulting Markov chain eventually will stabilize to a stationary distribution π_e (is ergodic).

Even though fitness matrices W^e can be arbitrary, it is generally assumed that W^e has distinct positive entries [CLPV13, MPP15]. Furthermore, no individual can survive all the environments on an average. Mathematically, if π_e is the stationary distribution of this Markov chain then, $\forall i, j, \prod_{e \in \mathcal{E}} (W_{ij}^e)^{\pi_e} < 1$. Second we assume that every environment has a set of good alleles and a set of bad alleles. There exists a fixed $\beta > 0$ such that good alleles have average fitness $\frac{\sum_j W_{ij}}{n}$ of at least $(1 + \beta)$ for some $\beta > 0$, and good alleles dominates bad alleles entry-wise.⁷ Finally, the number of bad alleles are $o(n)$ (sublinear in number). Let the set of bad alleles for gene $i = 1, 2$ in environment s be B_e^i .

Putting all of the above together, the Markov chain for environment change is defined by set \mathcal{E} of environments and its adjacency graph, fitness matrices $W^e, \forall e \in \mathcal{E}$, probability p with which dynamics remains in current environment, sets $B_e^i \subset S_i, i = 1, 2$ of bad alleles in environment e , and $\beta > 0$ to lower-bound average fitness of good alleles. See also section 10.2 for discussion on the assumptions where we claim that most of them are necessary and tight.

5. RATE OF CONVERGENCE: SELECTION WITHOUT MUTATION IN FIXED ENVIRONMENTS

In this section we bound convergence time, the natural selection dynamics with noise (governed by equations (3)) need, to reach fixation in a given environment, and that these fixed-points are pure. For discussion on the parameters of this section's main theorem please see also section 10.1. The analysis in this section assumes a fixed environment e , and we use W to denote fitness matrix W^e . We start with lower bounding the increase in fitness in one step of (1) (*i.e.*, natural selection without noise) in the following lemma.

Lemma 5.1. *Let $(\hat{\mathbf{x}}, \hat{\mathbf{y}}) = g(\mathbf{x}, \mathbf{y})$ where $(\mathbf{x}, \mathbf{y}) \in \Delta$ and g is from equation (1). Then,*

$$\hat{\mathbf{x}}^T W \hat{\mathbf{y}} - \mathbf{x}^T W \mathbf{y} \geq C \left(\sum_i x_i ((W\mathbf{y})_i - \mathbf{x}^T W \mathbf{y})^2 + \sum_i y_i ((W^T \mathbf{x})_i - \mathbf{x}^T W \mathbf{y})^2 \right)$$

for $C = \frac{3}{8 \cdot \max_{i,j} W_{ij}}$.

For the rest of the section, C will stand for $\frac{3}{8 \cdot W_{\max}}$ and $W_{\max} = \max_{ij} W_{ij}, W_{\min} = \min_{ij} W_{ij}$. Note that the lower bound obtained in Lemma 5.1 is strictly positive unless (\mathbf{x}, \mathbf{y}) is a fixed-point of (1). This gives an alternate proof of the fact that, under dynamics (1), average fitness is a potential function, *i.e.*, increases in every step. However, the lower bound can be arbitrarily small at some points, and therefore it does not suffice to bound the convergence time. Next we define points where this lower-bound is relatively small.

Definition 5.1. We call a point (\mathbf{x}, \mathbf{y}) α -close for an $\alpha > 0$, if for all $\mathbf{x}', \mathbf{y}' \in \Delta$ such that $\text{Supp}(\mathbf{x}') \subseteq \text{Supp}(\mathbf{x})$ and $\text{Supp}(\mathbf{y}') \subseteq \text{Supp}(\mathbf{y})$ we have $|\mathbf{x}'^T W \mathbf{y} - \mathbf{x}^T W \mathbf{y}| \leq \alpha$ and $|\mathbf{x}^T W \mathbf{y}' - \mathbf{x}^T W \mathbf{y}| \leq \alpha$.

Points that are α -close, are like *stationary points*, where the progress in av. fitness may not be significant (see 3, the big circles contains these points). From now on, this α as a small parameter that will be determined in the end of section. If a given point (\mathbf{x}, \mathbf{y}) of frequencies is not α -close and not *negligible* (see 4.2 for definition) then using Lemma 5.1 it follows that increase in potential is at least $C\delta\alpha^2$. Formally:

Corollary 5.2. *If $(\mathbf{x}, \mathbf{y}) \in \Delta$ is not α -close and negligible, and $(\hat{\mathbf{x}}, \hat{\mathbf{y}}) = g(\mathbf{x}, \mathbf{y})$, then*

$$\hat{\mathbf{x}}^T W \hat{\mathbf{y}} \geq \mathbf{x}^T W \mathbf{y} + C\delta\alpha^2.$$

⁷Think of bad alleles akin to a terminal genetic illness.

Proof. Since the vector (\mathbf{x}, \mathbf{y}) is not α -close and not negligible, it follows that there exists an index i such that $|(W\mathbf{y})_i - \mathbf{x}^T W\mathbf{y}| > \alpha$ and $x_i \geq \delta$ and hence $x_i((W\mathbf{y})_i - \mathbf{x}^T W\mathbf{y})^2 > \delta\alpha^2$, or $|(W^T\mathbf{x})_i - \mathbf{x}^T W\mathbf{y}| > \alpha$ and $y_i \geq \delta$ and hence $y_i((W^T\mathbf{x})_i - \mathbf{x}^T W\mathbf{y})^2 > \delta\alpha^2$. Therefore in Lemma 5.1, the R.H.S is at least $C\delta\alpha^2$ and thus we get that $\hat{\mathbf{x}}^T W\hat{\mathbf{y}} - \mathbf{x}^T W\mathbf{y} \geq C\delta\alpha^2$. \square

In the analysis above we considered dynamics without noise (namely governed by (1)). Our goal is to analyse finite population dynamics, where there is noise 3. This changes how the fitness increases/decreases. Next lemma shows that in expectation the average fitness remains the same.

Lemma 5.3. *Let $\boldsymbol{\delta} = (\boldsymbol{\delta}_x, \boldsymbol{\delta}_y)$ be the noise vector. It holds that $\mathbb{E}_{\boldsymbol{\delta}}[(\mathbf{x} + \boldsymbol{\delta}_x)^T W(\mathbf{y} + \boldsymbol{\delta}_y)] = \mathbf{x}^T W\mathbf{y}$.*

Next we show how random noise helps to escape polytope of α -close points. For this, we first analyze how adding noise may increase fitness with good enough probability. A simple application of Catalan numbers shows that:

Lemma 5.4. *The probability of a (unbiased) random walk on the integers that consist of $2m$ steps of unit length, beginning at the origin and ending at the origin, that never becomes negative is $\frac{1}{m+1}$.*

We define $\gamma = \min_{(i,j) \neq (i',j')} |W_{ij} - W_{i'j'}|$. The following lemma is essentially a corollary of Lemma 5.4.

Lemma 5.5. *Let $\boldsymbol{\delta}_y$ be a random noise with support size m . For all i in the support of \mathbf{x} we have that $(W\boldsymbol{\delta}_y)_i \geq \frac{\gamma\delta m}{2}$ with probability at least $\frac{1}{1+m/2}$ (same is true for $\boldsymbol{\delta}_x$ and \mathbf{y}).*

Theorem 5.6. [Azuma [DP09]]. *Suppose $\{X_k, k = 0, 1, 2, \dots, N\}$ is a submartingale and also $|X_k - X_{k-1}| < c$ a.s. Then for all positive integers N and all $t > 0$ we have that*

$$\mathbb{P}[X_N - X_0 \leq -t] \leq e^{-\frac{t^2}{2Nc^2}}$$

Towards our main goal of showing polynomial time convergence of the noisy dynamics (3) (shown in Theorem 5.8), we need to show that the fitness increases within a few iterations of the dynamics with high probability. For this, it suffices to show that the average fitness under some transformation is a submartingale, and then the result will follow using Azuma's inequality stated above in Theorem 5.6.

Lemma 5.7. *Let Φ^t be the random variable which corresponds to the average fitness at time t . Assume that for the time interval $0, \dots, 2T$ the trajectory has same support with sizes (m_x, m_y) , $m = \max(m_x, m_y)$ and also the entries of the vectors are at least δ for the same time interval. Finally, assume that $\frac{1}{(m+2)}(\frac{\gamma\delta m}{2} - 2\alpha)^2 \geq \delta\alpha^2$. Then it is true that*

$$E[\Phi^{2t+2} | \Phi^{2t}, \dots, \Phi^0] \geq \Phi^{2t} + C\delta\alpha^2$$

namely the sequence $Z^t \equiv \Phi^{2t} - t \cdot C\delta\alpha^2$ for $t = 1, \dots, T$ is a submartingale and also $|Z^{t+1} - Z^t| \leq W_{\max} - W_{\min}$.

Using all the above analysis and the Azuma's inequality (Theorem 5.6), next we show our first main result on convergence time of the noisy natural selection dynamics without mutation.

Theorem 5.8. [Main 1] *For all initial conditions in Δ , the noisy population dynamics without mutation reaches a pure fixed point with probability $1 - \varepsilon$ (conditioned that the dynamic remains at the same environment) after $O\left(\frac{(W_{\max})^4 n \ln(\frac{2n}{\varepsilon})}{\delta^6 \gamma^4}\right)$ iterations.*

Proof. We assume the support of the frequency vector is fixed and we bound the time the dynamics need to reach a proper face of simplex (until the size of the support decreases) with probability at least $1 - \frac{\varepsilon}{2n}$. Using lemma 5.7 we have that the random variable $\Phi^{2t} - t \cdot C\delta\alpha^2$ is a submartingale and since $W_{\min} \leq \Phi^t \leq W_{\max}$ we use Azuma inequality 5.6 and we get that

$$\mathbb{P}[\Phi^{2t} - t \cdot C\delta\alpha^2 \leq \Phi^0 - \lambda] \leq e^{-\frac{\lambda^2}{2tW_{\max}^2}},$$

hence for $\lambda = \sqrt{2tW_{\max}^2 \ln\left(\frac{2n}{\varepsilon}\right)}$ we get that the average fitness after $2t$ steps will be at least $\Phi^0 - \sqrt{2tW_{\max}^2 \ln\left(\frac{2n}{\varepsilon}\right)} + t \cdot C\delta\alpha^2$ with probability at least $1 - \frac{\varepsilon}{2n}$. By setting $t \geq \frac{8W_{\max}^2}{C^2\delta^2\alpha^4} \ln\left(\frac{2n}{\varepsilon}\right)$ we have that the average fitness at time $2t$ will be greater than W_{\max} with probability $1 - \frac{\varepsilon}{2n}$, but since the potential is at most W_{\max} for all vectors in the simplex, it follows that at some point the frequency vector became negligible. Hence the probability that the support size decreased during the process is at least $1 - \frac{\varepsilon}{2n}$. Hence by union bound (the initial support size is $2n$) we conclude that no mutation dynamics reaches a pure fixed point with probability $1 - \varepsilon$ after t iterations with $t = 2n \frac{8W_{\max}^2}{C^2\delta^2\alpha^4} \ln\left(\frac{2n}{\varepsilon}\right)$. Finally, there is the assumption that $\frac{1}{(m+2)}\left(\frac{\gamma\delta m}{2} - 2\alpha\right)^2 \geq \delta\alpha^2$ that we used in lemma 5.7 for $2 \leq m \leq n$, thus solving w.r.t α we get that it suffices $\alpha \leq \frac{\gamma\delta}{4}$ since it is true that $\frac{4(m-1)^2}{(m+2)} \geq 1 > \delta$.

Hence by substituting we prove that the no mutation dynamics reaches a pure fixed point with probability $1 - \varepsilon$ after $\frac{2^{18}}{9} \times \frac{nW_{\max}^4}{\delta^6\gamma^4} \ln\left(\frac{2n}{\varepsilon}\right)$ iterations. \square

6. SURVIVAL AND EXTINCTION IN CHANGING ENVIRONMENTS

In this section we analyze how evolutionary pressure under changing environment may lead to survival/extinction in case of with or without mutation.

6.1. Extinction without mutation. We show that the population goes extinct with probability one, if the evolution is governed by natural selection without mutation, *i.e.*, by (3), and environment changes as per a Markov chain described in Section 4.3. Important ingredient of this proof is the polynomial-time convergence to monomorphic population in case of fixed environment, shown in Theorem 5.8 of the previous section. As discussed in Section 4.3, no individual can be fit to survive in all environments, formally,

$$\forall i, j, \prod_{e \in \mathcal{E}} (W_{ij}^e)^{\pi_e} < 1. \quad (7)$$

If we can show such a convergence in case of changing environment too, then the extinction is guaranteed as no single genotype is fit for all the environment (due to (7)), and hence the population dies out. However, showing convergence in stochastically changing environment is tricky because environment can change in any step with some probability and then the entire argument shown in the previous section breaks down. To circumvent this we will make use of Borel Cantelli theorem where events are when environment remains unchanged for a large but fixed number of steps.

Theorem 6.1. [Second Borel-Cantelli [Fel08]] *Let E_1, E_2, \dots be a sequence of events. If the events E_n are independent and the sum of the probabilities of the E_n diverges to infinity, then the probability that infinitely many of them occur is 1.*

Theorem 6.2. [Main 2a] *For all initial distributions $(\mathbf{x}, \mathbf{y}) \in \Delta$, under the no mutation dynamics, we have that the population goes extinct with probability 1.*

Proof. Let T^e be the number of iterations so that the dynamics without mutation need to reach a pure fixed point with probability $\frac{1}{2}$ (this is $O\left(\frac{nW_{\max}^4}{\delta^6\gamma^4} \ln 4n\right)$ from Theorem 5.8) and set $T = \max_e T^e$. We consider the time intervals $1, \dots, T, T+1, \dots, 2T, \dots$ which are multiples of T . The probability that markov chain will remain at a specific environment e in the time interval $kT+1, \dots, (k+1)T$ is $\rho_k = (1-p)^T$. We define the sequence of events E_1, E_2, \dots , where E_i corresponds to the fact that the chain remains in the same environment from time $(i-1)T+1, \dots, iT$. It is clear that E_i 's are independent and also $\sum_{i=1}^{\infty} \mathbb{P}[E_i] = \sum_{i=1}^{\infty} \rho_i = \infty$. Hence, from Borel-Cantelli Theorem 6.1 follows that E_i 's happen infinitely often with probability 1. But when E_i happens, there is a time interval of length T that the chain remains on the same environment and this means that there is a $\frac{1}{2}$ probability chance that the dynamics will reach a pure fixed point. After E_i happen for k times, the probability to reach a pure fixed point is at least $1 - \frac{1}{2^k}$. Hence with probability one (letting $k \rightarrow \infty$), the dynamics will reach a pure fixed point (while the chain moves along the environments).

To finish the proof, let T_{pur} be a random variable that captures the moment a pure fixed point (i, j) is reached. The population will have size at most $N^0 V^{T_{pur}}$ where $V = \max_e W_{\max}^e$. Under the assumption on the entries (see inequality (7)) it follows that at any time T' sufficiently large (much greater than the mixing time of the chain) we get that the population at time $T' + T_{pur}$ will be roughly at most

$$N^0 V^{T_{pur}} \prod_e (W_{ij}^e)^{T' \pi_e} = N^0 V^{T_{pur}} \left(\prod_e (W_{ij}^e)^{\pi_e} \right)^{T'}$$

By choosing $T' \geq \frac{\ln(N^0 V^{T_{pur}})}{-\ln((W_{ij}^e)^{\pi_e})}$ (and also satisfying the constraint that is much greater than the mixing time) it follows that $N^{T'+T_{pur}} < 1$ and hence the population dies. So, the population goes extinct with probability one in the dynamics without mutation. \square

6.2. Survival with mutation. In this section we consider evolutionary dynamics of natural selection with mutation, *i.e.*, governed by (4). Contrary to the case without mutation, we show that population survives with high probability. Furthermore, this result turns out to be robust in the sense that it holds even when every environment has some (few) very bad alleles. Also, the result is independent of the starting distribution of the population. The main intuition is that, as per the mutation model under study [HS98], every allele is carried by at least τ fraction of the population in every generation. Therefore even if good and bad alleles switches when we move to another environment, few people having the good allele will procreate fast, spreading the good allele further, and leading to overall survival. However average fitness is no more a potential function even for non-noisy dynamics, *i.e.*, it may decrease, and therefore showing such an improvement is tricky.

First we show that once in an environment, after some small amount of time the frequencies of the bad alleles are small and their effect is negligible, independent of the starting population. Recall the assumption on good/bad alleles (Section 4.3). Formally, for B_e^i being set of bad alleles of gene $i = 1, 2$ in environment e ,

$$\begin{aligned} \forall i \in S_1 \setminus B_e^1, \frac{\sum_j W_{ij}^e}{n} \geq 1 + \beta, \quad \text{and} \quad \forall i \in S_1 \setminus B_e^1, \forall k \in B_e^1, W_{ij}^e \geq W_{kj}^e, \quad \forall j \\ \forall j \in S_2 \setminus B_e^2, \frac{\sum_i W_{ij}^e}{n} \geq 1 + \beta, \quad \text{and} \quad \forall j \in S_2 \setminus B_e^2, \forall k \in B_e^2, W_{ij}^e \geq W_{ik}^e, \quad \forall i \end{aligned} \quad (8)$$

Lemma 6.3. *Suppose dynamics remain at the environment e for time at least $t \geq \frac{\ln(2n)}{n\tau}$. For any $(\mathbf{x}^0, \mathbf{y}^0) \in \Delta$, we have that $\sum_{i \in B_e^1} x_i^t + \sum_{j \in B_e^2} y_j^t \leq \frac{2(|B_e^1| + |B_e^2|)}{n} = \frac{2|B_e|}{n}$.*

Using the fact that population with bad alleles decreases very fast established in Lemma 6.3, next we show that within an environment there may be decrease in average fitness initially, however it is lower bounded. And later it will increase fast enough so that decrease is compensated.

Lemma 6.4. *Assume we remain at an environment e for time t and also $\tau \leq \frac{\beta}{16n}$, $|B_e| \ll n\beta$. There exists a threshold time T_{thr} such that for initial distributions of the alleles $(\mathbf{x}^0, \mathbf{y}^0) \in \Delta$, if $t < T_{thr}$ then the population product will experience a loss factor of at most $\frac{1}{d}$, otherwise will experience a gain factor of at least d for some $d > 1$, where $T_{thr} = \frac{6 \ln(2n)}{n\tau\beta W_{\min}^e}$ and $W_{\min} = \min_e W_{\min}^e$.*

To prove the second part of our second main theorem, we will couple the random variable which corresponds to the number of individuals at every iteration with a biased random walk on the real line. This can be done since in Lemma 6.4 we showed that decrease and increase in average fitness is upper and lower bounded respectively. We will use the following well-known lemma about the biased random walks.

Lemma 6.5. *(Biased random walk) Assume we do a random walk on the real line, starting from point $k \in \mathbb{N}$ and going right (+1) with probability $q > \frac{1}{2}$ and left (-1) with probability $1 - q$. The probability that we will eventually reach 0 is $\left(\frac{1-q}{q}\right)^k$.*

Using Lemma 6.4 together with the biased random walk, we show our next main result on survival of population under mutation in the following theorem.

Theorem 6.6. [Main 2b] Let $p < \frac{1}{2T_{thr}}$ where $T_{thr} = \frac{6 \ln(2n)}{n\tau\beta W_{\min}}$, then the probability of survival is at least $1 - \left(\frac{pT_{thr}}{1-pT_{thr}}\right)^{c \ln N^0}$ for some c independent of N^0 , $c = \left(\frac{n\tau W_{\min}}{\ln(2n)}\right)$.

Proof. The probability that the chain remains at a specific environment for least T_{thr} iterations $(1-p)^{T_{thr}} > 1 - pT_{thr}$ (from the moment it enters the environment until it departs) and hence the probability that the chain stays at an environment for time less than T_{thr} is at most pT_{thr} . Let $N^t = N^0 \prod_{j=1}^t \mathbf{x}^j W^{e(j)} \mathbf{y}^j$ (see (6) where here $e(j)$ corresponds to the environment at time j) the number of individuals at time t and Z^i be the position of the biased random walk at time i as defined in Lemma 6.5 with $q = 1 - pT_{thr}$ and assume that $Z^0 = \lfloor \log_d N^0 \rfloor$ (d is from lemma 6.4). Let t_1, t_2, \dots be the sequence of times where there is a change of environment (with $t_0 = 0$) and consider the trivial coupling where when the chain changes environment, then a move is made on the real line. If the chain remained in the environment for time less than T_{thr} then the walk goes left, otherwise goes right. It is clear by Lemma 6.4 that random variable $\log_d N^{t_i}$ dominates Z^i . Hence the probability that the population survives is at least the probability that Z^i never reaches zero ($Z^i > 0$ for all $i \in \mathbb{N}$). By Lemma 6.5 this is at most $\left(\frac{pT_{thr}}{1-pT_{thr}}\right)^{\lfloor \log_d N^0 \rfloor}$ and hence the probability of survival is at least $1 - \left(\frac{pT_{thr}}{1-pT_{thr}}\right)^{c \ln N^0}$ where $c = \left(\frac{n\tau W_{\min}}{\ln(2n)}\right)$ depends on n, τ and fitness matrices W^e (the minimum $W_{\min} = \min_e W_{\min}^e$, and also from Lemma 6.4 we have that $\ln d \approx \frac{\ln 2n}{W_{\min} n \tau}$). \square

7. CONVERGENCE OF SELECTION WITH MUTATION IN FIXED ENVIRONMENTS

We conclude with a short description of some findings about mutations in static environments. Despite the fact that the mean population fitness (average welfare) is not a potential function for the selection dynamics, we show that the system still converges and follows an intuitively clear behavior. In every step of the dynamic, either the mean fitness or the product of the proportions of all different alleles $\prod_i x_i \prod_j y_j$ (or both) will increase. This new identified quantity, which we call *mean population mixability*, is a measure of how mixed, diverse the population is. To argue this we apply the following inequality due to Baum and Eagon:

Theorem 7.1 ([BE67]). Let $P(\mathbf{x}) = P(\{x_{ij}\})$ be a polynomial with nonnegative coefficients homogeneous of degree d in its variables $\{x_{ij}\}$. Let $x = \{x_{ij}\}$ be any point of the domain $D : x_{ij} \geq 0, \sum_{j=1}^{q_i} x_{ij} = 1, i = 1, \dots, p, j = 1, \dots, q_i$. For $x = \{x_{ij}\} \in D$, let $\Xi(\mathbf{x}) = \Xi\{x_{ij}\}$ denote the point of D whose i, j coordinate is

$$\Xi(\mathbf{x})_{ij} = \left(x_{ij} \frac{\partial P}{\partial x_{ij}} \Big|_{(\mathbf{x})} \right) \cdot \left(\sum_{j=1}^{q_i} x_{ij} \frac{\partial P}{\partial x_{ij}} \Big|_{(\mathbf{x})} \right)^{-1}$$

Then $P(\Xi(\mathbf{x})) > P(\mathbf{x})$ unless $\Xi(\mathbf{x}) = \mathbf{x}$.

Evolution with mutation converges for all possible levels of mutation.

Theorem 7.2. Given any static environment W sexual selection dynamics with mutation parameter $\tau \leq \frac{1}{n}$ have a potential function $P(\mathbf{x}, \mathbf{y}) = (\mathbf{x}^T W \mathbf{y})^{1-n\tau} \prod_i x_i^\tau \prod_j y_j^\tau$ that is strictly increasing along every nontrivial trajectory⁸ of the dynamics. Thus, the system converges to equilibria, which are exactly the set of points $(\mathbf{p}^*, \mathbf{q}^*)$ that satisfy for all $i, i' \in S_1, j, j' \in S_2$:

$$\frac{(W \mathbf{q}^*)_i}{1 - \frac{\tau}{p_i}} = \frac{(W \mathbf{q}^*)_{i'}}{1 - \frac{\tau}{p_{i'}}} = \frac{\mathbf{p}^{*T} W \mathbf{q}^*}{1 - n\tau} = \frac{(W^T \mathbf{p}^*)_j}{1 - \frac{\tau}{q_j}} = \frac{(W^T \mathbf{p}^*)_{j'}}{1 - \frac{\tau}{q_{j'}}$$

Corollary 7.3. Along every nontrivial trajectory of sexual selection dynamics with mutation at least one of average population fitness $\mathbf{x}^T W \mathbf{y}$ or average population mixability $\prod_i x_i \prod_j y_j$ strictly increases at each step.

⁸Trivial trajectories are the fixed points of the dynamic.

8. CONCLUSION AND OPEN PROBLEMS

The main results of the paper are the following three: Two of them (main theorem 1 and 3) have to do with static environments and one with changing environments. In case of no mutation, we show that the dynamics converge in polynomial time (assuming that $\gamma, \delta = \frac{1}{\text{poly}(n)}$) w.r.t the number of alleles n to pure fixed points, so this is a speed of convergence result. In case of mutation, we show that the dynamics converge as well to fixed points, using a different function as potential (Lyapunov). In the latter, the fixed points are not anymore monomorphic and have full support. Finally, when we allow the environments to change, we show that in case of no mutation the population eventually dies out and in case of mutation, we show that the population survives with positive probability. For every one of the main theorems, there is much space for future work and improvement.

- For the first result, we assumed that the random noise δ lies in a subset of hypercube of length δ , i.e., every entry δ_i is ± 1 times magnitude δ and $\sum_i \delta_i = 0$. Can the result be generalized for a different class of random noise, where the noise also depends on the distribution of the alleles at every step?
- For the second result, there are some assumptions on the average fitness of the alleles. An allele of the first gene is said to be *good* if its average fitness over all alleles of the second gene is at least $1 + \beta$, for a fixed constant β . Similarly, for an allele of the second gene. We made the assumption that all but a sublinear number of alleles are good. Can we weaken this assumption? In particular, if we require only that the average fitness over all allele pairs be $1 + \beta$, then we know the result does not hold (see subsection 10.2). However, can the number of bad alleles be made linear? One other important future direction is to consider different model for dynamic environments (other than markov chains [WVA05]).
- The third result talks about convergence to fixed points, which happens at the limit (time $t \rightarrow \infty$). Therefore, a question would be to settle the speed of convergence. Additionally, in the case of no mutation the result of [MPP15] tells that the only stable fixed points are the pure. In case of mutation there is no result about stability analysis.

REFERENCES

- [BE67] L. Baum and J. Eagon. An inequality with applications to statistical estimation for probabilistic functions of markov processes and to a model for ecology. *Bull. Amer. Math. Soc.*, 73:360–363, 1967.
- [CLPV12] Erick Chastain, Adi Livnat, Christos H. Papadimitriou, and Umesh V. Vazirani. Multiplicative updates in coordination games and the theory of evolution. *CoRR*, abs/1208.3160, 2012.
- [CLPV13] Erick Chastain, Adi Livnat, Christos H. Papadimitriou, and Umesh V. Vazirani. Multiplicative updates in coordination games and the theory of evolution. In *ITCS [CLPV12]*, pages 57–58.
- [CLPV14] Erick Chastain, Adi Livnat, Christos Papadimitriou, and Umesh Vazirani. Algorithms, games, and evolution. *Proceedings of the National Academy of Sciences*, 2014.
- [DP09] Devdatt P. Dubhashi and Alessandro Panconesi. *Concentration of Measure for the Analysis of Randomized Algorithms*. Cambridge University Press, 2009.
- [DSV12] Narendra M. Dixit, Piyush Srivastava, and Nisheeth K. Vishnoi. A finite population model of molecular evolution: Theory and computation. *Journal of Computational Biology*, 19(10):1176–1202, 2012.
- [Eig71] M. Eigen. Self-organization of matter and the evolution of biological macromolecules. *Die Naturwissenschaften*, 58:456–523, 1971.
- [Eig93] M. Eigen. The origin of genetic information: Viruses as models. *Gene*, 135:37–47, 1993.
- [Fel08] William Feller. *An introduction to probability theory and its applications*, volume 2. John Wiley & Sons, 2008.
- [Fis30] R.A. Fisher. *The Genetical Theory of Natural Selection*. Clarendon Press, Oxford, 1930.
- [HS98] J. Hofbauer and K. Sigmund. *Evolutionary Games and Population Dynamics*. Cambridge University Press, Cambridge, 1998.
- [KPT09] Robert Kleinberg, Georgios Piliouras, and Éva Tardos. Multiplicative updates outperform generic no-regret learning in congestion games. In *ACM Symposium on Theory of Computing (STOC)*, 2009.
- [LPDF08] Adi Livnat, Christos Papadimitriou, Jonathan Dushoff, and Marcus W. Feldman. A mixability theory for the role of sex in evolution. *Proceedings of the National Academy of Sciences*, 105(50):19803–19808, 2008.
- [LPR⁺14] Adi Livnat, Christos Papadimitriou, Aviad Rubinfeld, Andrew Wan, and Gregory Valiant. Satisfiability and evolution. In *FOCS*, 2014.

- [Lyu92] Yuri Lyubich. *Mathematical Structures in Population Genetics*. Springer-Verlag, 1992.
- [MP15] Reshef Meir and David Parkes. A note on sex, evolution, and the multiplicative updates algorithm. In *Proceedings of the 12th International Joint Conference on Autonomous Agents and Multiagent Systems (AAMAS 15)*, 2015.
- [MPP15] Ruta Mehta, Ioannis Panageas, and Georgios Piliouras. Natural selection as an inhibitor of genetic diversity: Multiplicative weights updates algorithm and a conjecture of haploid genetics. In *Innovations in Theoretical Computer Science*, 2015.
- [MPPY14] R. Mehta, I. Panageas, G. Piliouras, and S. Yazdanbod. The Complexity of Genetic Diversity. *ArXiv e-prints*, November 2014.
- [Per91] Lawrence Perko. *Differential Equations and Dynamical Systems*. Springer, 3rd. edition, 1991.
- [PP14] I. Panageas and G. Piliouras. From pointwise convergence of evolutionary dynamics to average case analysis of decentralized algorithms. *ArXiv e-prints*, March 2014.
- [PSV16] Ioannis Panageas, Piyush Srivastava, and Nisheeth K. Vishnoi. Evolutionary dynamics in finite populations mix rapidly. In *SODA*, 2016.
- [Vis13] Nisheeth K. Vishnoi. Making evolution rigorous: The error threshold. In *Proceedings of the 4th Conference on Innovations in Theoretical Computer Science, ITCS '13*, pages 59–60, New York, NY, USA, 2013. ACM.
- [Vis15] Nisheeth K. Vishnoi. The speed of evolution. In *SODA*, 2015.
- [WVA05] Denise M Wolf, Vijay V Vazirani, and Adam P Arkin. Diversity in times of adversity: probabilistic strategies in microbial survival games. *Journal of theoretical biology*, 234(2):227–253, 2005.

APPENDIX

9. FIGURES

To draw the phase portrait of a discrete time system $f : \Delta \rightarrow \Delta$, we draw vector $f(\mathbf{x}) - \mathbf{x}$ at point \mathbf{x} .

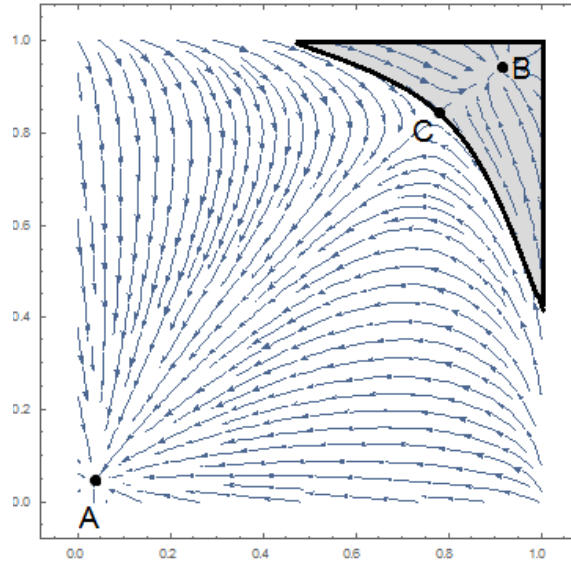


FIGURE 2. Example where population goes extinct in environment e for some initial frequency vectors (\mathbf{x}, \mathbf{y}) that are close to stable point B (inside the shaded area). Mutation probability is $\tau = 0.03$ and the fitness matrix of environment e is $W_{1,1}^e = 0.99, W_{2,2}^e = 2.09, W_{1,2}^e = 0.37, W_{2,1}^e = 0.56$

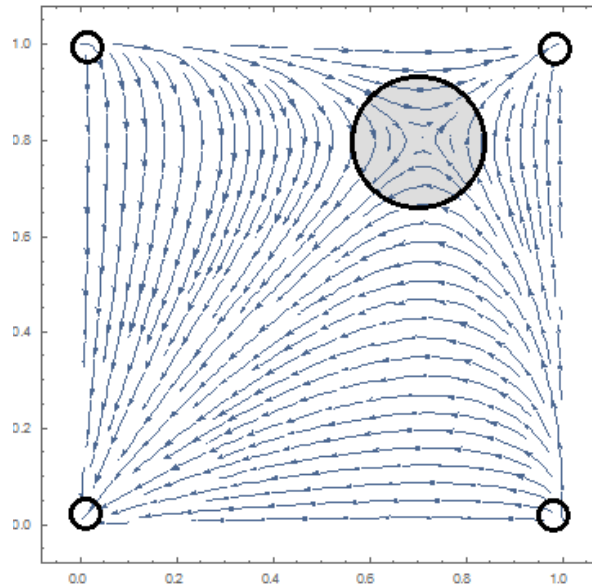


FIGURE 3. Example of dynamics without mutation in specific environment $W_{1,1}^e = 0.99, W_{2,2}^e = 2.09, W_{1,2}^e = 0.37, W_{2,1}^e = 0.56$. The circles qualitatively show all the points that slow down the increase in the average fitness $\mathbf{x}^T W^e \mathbf{y}$, i.e α -close points or negligible.

10. DISCUSSION ON THE ASSUMPTIONS, EXAMPLES AND POSSIBLE GENERALIZATIONS

Next we discuss why all the assumptions and their significance, and plausible generalizations.

10.1. On the parameters γ, δ, β . Think of δ where $\|\delta\|_\infty = \delta$ to be $o\left(\frac{1}{n}\right)$. The value of γ to be $O\left(\frac{1}{n^2}\right)$, for example if you take entries uniform from interval $(1 - \sigma, 1 + \sigma)$ for some positive $\sigma > 0$. If the entries of the matrix are constants (a realistic scenario is that they lie in the interval $(0, 2)$) then the running time is polynomial w.r.t n (size of fitness matrix W). We note that even the main result of [MPP15] for dynamics (1) has been derived under the assumption that entries of the fitness matrix are all distinct. They argue that this assumption is necessary and give examples where the dynamics doesn't converge to pure if the fitness matrix has some entries equal (the trivial example is when W has all entries equal, then every frequency vector in Δ is a fixed point). This is an indication that γ is needed to analyse the running time and is not artificial. It would be a great result to bound the running time without the dependence on γ .

The noise δ has entries $\pm\delta$, so it is uniformly chosen from hypercube, but there is no dependence on the current frequency vector (δ is independent of current (\mathbf{x}, \mathbf{y})). It would be great to analyse the running time for more generic class of noises. Finally, consider β as a small constant number (like in weak selection).

10.2. On the environments. We analyze a finite population model where N^t is the population size at time t . It is natural to define survival if $N^t \geq 1$ for all $t \in \mathbb{N}$ (number of people is at least 1 all the time) and extinction if $N^t < 1$ for some t (if number of people is less than one at some point then the population goes extinct). As described in preliminaries, $N^t = N^{t-1} \cdot \Phi^t$ where $\Phi^t = \mathbf{x}(t)^T W^{e(t)} \mathbf{y}(t)$ is the average fitness at time t

Assume that $W_{ij} > 1 + \varepsilon$ for all (i, j) , then $\mathbf{x}^T W \mathbf{y} \geq 1 + \varepsilon$ for all $(\mathbf{x}, \mathbf{y}) \in \Delta$ and then the number of individuals is increasing along the generation by a factor of $1 + \varepsilon$ (thus population survives). On the other hand if $W_{ij} < 1 - \varepsilon$ for all (i, j) , then $\mathbf{x}^T W \mathbf{y} < 1 - \varepsilon$ for all $(\mathbf{x}, \mathbf{y}) \in \Delta$, so it clear that the number of individuals is decreasing with a factor of $1 - \varepsilon$ (thus population goes extinct). So either extreme makes the problem irrelevant.

On the other hand, it is natural to assume that complete diversity should favor survival, *i.e.*, if the population is uniform along the alleles then, the population size must not decrease in the next generation. Therefore, we assume that the average fitness under uniform frequencies is $\geq 1 + \beta$ (for all but few number of bad alleles that can be seen as cancer). The alleles that are not bad should dominate entrywise the bad alleles.

Example Figure 2 shows that this assumption is tight. In Figure 2 $\tau = 0.03$ and $W^e = \begin{pmatrix} 0.99 & 0.37 \\ 0.56 & 2.09 \end{pmatrix}$. If we start from any vector (\mathbf{x}, \mathbf{y}) in the shaded area you converge to stable fixed point B . The average fitness at B is less than the maximum at the corner which is $W_{1,1}^e = 0.99 < 1$. So if the size of population is Q when entering e , after t generations on the environment e , the population size will be at most $Q \cdot 0.99^t$ (which decreases exponentially). In that cas Theorem 6.6 doesn't hold, even though $\frac{0.99+0.37+0.56+2.09}{4} = 1.0025 > 1$ and $\beta = 0.0025$ (qualitatively we would have the same picture for any $\tau \in [0, 0.03]$ and W^e).

The assumption defined in (7) is tight as well, for the following reason. If there is a combination of alleles (i, j) so that $\prod_e (W_{ij}^e)^{\pi_e} \geq 1$ (*). In that case we can create one of the environments so that $x_i = 1, y_j = 1$ is a stable fixed point and hence there are initial frequencies so that the dynamics (3) converge to it. After that, it is easy to argue that this monomorphic population survives on average because of (*), so the probability of survival in that case is non zero.

10.3. Explanation of Figure 1. Figure 1 on the title page shows the adjacency graph of a Markov chain. There are 3 environments with fitness matrices, say $W^{e_1}, W^{e_2}, W^{e_3}$, and the entries of every matrix are distinct. Take $p_{ii} = 1 - p$ and $p_{ij} = \frac{p}{2}$ so that the stationary distribution is $(1/3, 1/3, 1/3)$. Observe that $W_{1,1}^{e_1} W_{1,1}^{e_2} W_{1,1}^{e_3} = 1.12 \cdot 1.02 \cdot 0.87 < 0.994 < 1$. The same is true for entries $(1,2), (2,1), (2,2)$. So the assumption defined in (7) is satisfied.

Moreover, observe that if we choose $\beta = 0.005$ and hence $\tau = \frac{0.005}{32}$ it follows that the assumptions defined in (8) are satisfied (also the bad alleles are dominated entrywise by the good alleles). Hence, in case of no mutation, the population dies out with probability 1 from theorem 6.2 for all initial population sizes N^0 and

all initial frequency vectors in Δ . In case of mutation, and for sufficiently large initial population size N^0 , for all initial frequency vectors in Δ the probability of survival is positive (see theorem 6.6).

11. MISSING PROOFS

11.1. Proof of lemma 5.1.

Proof. From the definition of g (equation 1) we get,

$$\begin{aligned}
2(\hat{\mathbf{x}}^T W \hat{\mathbf{y}})(\mathbf{x}^T W \mathbf{y})^2 &= 2 \sum_{ij} W_{ij} \hat{x}_i \hat{y}_j (\mathbf{x}^T W \mathbf{y})^2 \\
&= 2 \sum_{ij} W_{ij} x_i y_j \frac{(W \mathbf{y})_i}{\mathbf{x}^T W \mathbf{y}} \frac{(W^T \mathbf{x})_j}{\mathbf{x}^T W \mathbf{y}} (\mathbf{x}^T W \mathbf{y})^2 \\
&= 2 \sum_{i,j} W_{ij} x_i y_j (W \mathbf{y})_i (W^T \mathbf{x})_j \\
&= \sum_{i,j,k} W_{ij} W_{ik} x_i y_j y_k (W^T \mathbf{x})_j + \sum_{i,j,k} W_{ij} W_{jk}^T x_i x_k y_j (W \mathbf{y})_i \\
&= \sum_{i,j,k} W_{ij} W_{ik} x_i y_j y_k \frac{1}{2} ((W^T \mathbf{x})_j + (W^T \mathbf{x})_k) + \sum_{i,j,k} W_{ij} W_{kj} x_i x_k y_j \frac{1}{2} ((W \mathbf{y})_i + (W \mathbf{y})_k) \\
&\geq \sum_{i,j,k} W_{ij} W_{ik} x_i y_j y_k \sqrt{(W^T \mathbf{x})_j (W^T \mathbf{x})_k} + \sum_{i,j,k} W_{ij} W_{kj} x_i x_k y_j \sqrt{(W \mathbf{y})_i (W \mathbf{y})_k} \\
&= \sum_i x_i \left(\sum_j y_j W_{ij} \sqrt{(W^T \mathbf{x})_j} \right)^2 + \sum_j y_j \left(\sum_i x_i W_{ij} \sqrt{(W \mathbf{y})_i} \right)^2 \\
&\geq \left(\sum_{i,j} x_i y_j W_{ij} \sqrt{(W^T \mathbf{x})_j} \right)^2 + \left(\sum_{j,i} y_j x_i W_{ij} \sqrt{(W \mathbf{y})_i} \right)^2 \text{ using convexity of } f(z) = z^2 \\
&= \left(\sum_j y_j (W^T \mathbf{x})_j^{3/2} \right)^2 + \left(\sum_i x_i (W \mathbf{y})_i^{3/2} \right)^2. \tag{0}
\end{aligned}$$

Let ξ be a random variable that takes value $(W \mathbf{y})_i$ with probability x_i . Then $\mathbb{E}[\xi] = \mathbf{x}^T W \mathbf{y}$, $\mathbb{V}[\xi] = \sum_i x_i ((W \mathbf{y})_i - \mathbf{x}^T W \mathbf{y})^2$ and ξ takes values in the interval $[0, \mu]$ with $\mu = \max_{ij} W_{ij}$. Consider the function $f(z) = z^{3/2}$ on the interval $[0, \mu]$ and observe that $f''(z) \geq \frac{3}{4} \frac{1}{\sqrt{\mu}}$ on $[0, \mu]$ since $\mu \geq \mathbf{p}^T W \mathbf{q} \geq 0$ for all $(\mathbf{p}, \mathbf{q}) \in \Delta$. Observe also that $f(\mathbb{E}[\xi]) = (\mathbf{x}^T W \mathbf{y})^{3/2}$ and $\mathbb{E}[f(\xi)] = \sum_i x_i (W \mathbf{y})_i^{3/2}$.

Claim 11.1. $\mathbb{E}[f(\xi)] \geq f(\mathbb{E}[\xi]) + \frac{A}{2} \mathbb{V}[\xi]$, where $A = \frac{3}{4\sqrt{\mu}}$.

Proof. By Taylor expansion we get that (we expand w.r.t the expectation of ξ , namely $\mathbb{E}[\xi]$)

$$f(z) \geq f(\mathbb{E}[\xi]) + f'(\mathbb{E}[\xi])(z - \mathbb{E}[\xi]) + \frac{A}{2}(z - \mathbb{E}[\xi])^2$$

and hence we have that:

$$\begin{aligned}
f(z) &\geq f(\mathbb{E}[\xi]) + f'(\mathbb{E}[\xi])(z - \mathbb{E}[\xi]) + \frac{A}{2}(z - \mathbb{E}[\xi])^2 \quad \stackrel{\text{taking expectation}}{\Rightarrow} \\
\mathbb{E}[f(\xi)] &\geq \mathbb{E}[f(\mathbb{E}[\xi])] + f'(\mathbb{E}[\xi])(\mathbb{E}[\xi] - \mathbb{E}[\xi]) + \frac{A}{2} \mathbb{V}[\xi] \\
&= f(\mathbb{E}[\xi]) + \frac{A}{2} \mathbb{V}[\xi].
\end{aligned}$$

□

Using the above claim it follows that:

$$\sum_i x_i (W\mathbf{y})_i^{3/2} \geq (\mathbf{x}^T W\mathbf{y})^{3/2} + \frac{3}{8\sqrt{\mu}} \sum_i x_i ((W\mathbf{y})_i - \mathbf{x}^T W\mathbf{y})^2.$$

Squaring both sides and omitting one square from the r.h.s we get

$$\left(\sum_i x_i (W\mathbf{y})_i^{3/2} \right)^2 \geq (\mathbf{x}^T W\mathbf{y})^3 + \frac{3}{4\sqrt{\mu}} (\mathbf{x}^T W\mathbf{y})^{3/2} \sum_i x_i ((W\mathbf{y})_i - \mathbf{x}^T W\mathbf{y})^2. \quad (9)$$

We do the same by setting ξ to be $(W^T \mathbf{x})_i$ with probability y_i and using similar argument we get

$$\left(\sum_i y_i (W^T \mathbf{x})_i^{3/2} \right)^2 \geq (\mathbf{x}^T W\mathbf{y})^3 + \frac{3}{4\sqrt{\mu}} (\mathbf{x}^T W\mathbf{y})^{3/2} \sum_i y_i ((W^T \mathbf{x})_i - \mathbf{x}^T W\mathbf{y})^2. \quad (10)$$

Therefore it follows that

$$\begin{aligned} 2(\hat{\mathbf{x}}^T W\hat{\mathbf{y}})(\mathbf{x}^T W\mathbf{y})^2 &\geq \left(\sum_j y_j (W^T \mathbf{x})_j^{3/2} \right)^2 + \left(\sum_i x_i (W\mathbf{y})_i^{3/2} \right)^2 \text{ by inequality (0)} \\ &\stackrel{(1)+(2)}{\geq} 2(\mathbf{x}^T W\mathbf{y})^3 + \frac{3}{4\sqrt{\mu}} (\mathbf{x}^T W\mathbf{y})^{3/2} \left(\sum_i x_i ((W\mathbf{y})_i - \mathbf{x}^T W\mathbf{y})^2 + \sum_i y_i ((W^T \mathbf{x})_i - \mathbf{x}^T W\mathbf{y})^2 \right) \end{aligned}$$

Finally we devide both sides by $2(\mathbf{x}^T W\mathbf{y})^2$ and we get that

$$\begin{aligned} (\hat{\mathbf{x}}^T W\hat{\mathbf{y}}) &\geq (\mathbf{x}^T W\mathbf{y}) + \frac{3}{8\sqrt{\mu}(\mathbf{x}^T W\mathbf{y})} \left(\sum_i x_i ((W\mathbf{y})_i - \mathbf{x}^T W\mathbf{y})^2 + \sum_i y_i ((W^T \mathbf{x})_i - \mathbf{x}^T W\mathbf{y})^2 \right) \\ &\geq (\mathbf{x}^T W\mathbf{y}) + \frac{3}{8\mu} \left(\sum_i x_i ((W\mathbf{y})_i - \mathbf{x}^T W\mathbf{y})^2 + \sum_i y_i ((W^T \mathbf{x})_i - \mathbf{x}^T W\mathbf{y})^2 \right) \end{aligned}$$

with $\frac{3}{8\sqrt{\mu}\Phi(\mathbf{x},\mathbf{y})} \geq \frac{3}{8\mu}$ since $\mu \geq \mathbf{x}^T W\mathbf{y}$. This inequality and the proof techniques can be seen as a generalization of an inequality and proof techniques in [Lyu92]. □

11.2. Proof of lemma 5.3.

Proof. Vectors $(\boldsymbol{\delta}_x, \boldsymbol{\delta}_y), (-\boldsymbol{\delta}_x, \boldsymbol{\delta}_y), (\boldsymbol{\delta}_x, -\boldsymbol{\delta}_y), (-\boldsymbol{\delta}_x, -\boldsymbol{\delta}_y)$ appear with the same probability, and observe that

$$(\mathbf{x} + \boldsymbol{\delta}_x)^T W(\mathbf{y} + \boldsymbol{\delta}_y) + (\mathbf{x} - \boldsymbol{\delta}_x)^T W(\mathbf{y} + \boldsymbol{\delta}_y) + (\mathbf{x} + \boldsymbol{\delta}_x)^T W(\mathbf{y} - \boldsymbol{\delta}_y) + (\mathbf{x} - \boldsymbol{\delta}_x)^T W(\mathbf{y} - \boldsymbol{\delta}_y) = 4\mathbf{x}^T W\mathbf{y},$$

and the claim follows. □

11.3. Proof of lemma 5.5.

Proof. Assume w.l.o.g that we have $W_{i1} \geq W_{i2} \geq \dots$ (otherwise we permute them so that are in decreasing order). Consider the case where the signs are revealed one at a time, in the order of indices of the sorted row. The probability that + signs dominate - signs through the process is $\frac{1}{m/2+1}$ (ballot theorem/Catalan numbers) (see 5.4). It is clear that when the + signs dominate the - signs then

$$(W\boldsymbol{\delta}_y)_i = \sum_j^m W_{ij}\delta_j \geq \sum_{j=1}^{m/2} (W_{i(2j-1)} - W_{i(2j)})\delta \geq \gamma\delta\frac{m}{2}$$

□

11.4. Proof of lemma 5.7.

Proof. First of all, since the average fitness is increasing in every generation (before adding noise) and by lemma 5.3 we get that for all $t \in \{0, \dots, 2T\}$

$$\mathbb{E}[\Phi^{t+1} | \Phi^t] \geq \Phi^t$$

namely the average fitness is a submartingale (0).

Let $(\mathbf{x}^t, \mathbf{y}^t)$ be the frequency vector at time t which has average fitness $\Phi^t \equiv \Phi(\mathbf{x}^t, \mathbf{y}^t) = \mathbf{x}^{tT} W \mathbf{y}^t$ (abusing notation we use $\Phi(\mathbf{x}, \mathbf{y})$ for function $\mathbf{x}^T W \mathbf{y}$ and Φ^t for the value of average fitness at time t), also we denote $(\hat{\mathbf{x}}^t, \hat{\mathbf{y}}^t) = g(\mathbf{x}^t, \mathbf{y}^t)$ and recall that $(\mathbf{x}^{t+1}, \mathbf{y}^{t+1}) = (\hat{\mathbf{x}}^t + \boldsymbol{\delta}_x^t, \hat{\mathbf{y}}^t + \boldsymbol{\delta}_y^t)$. Assume that in the next generation $(\hat{\mathbf{x}}^{2t}, \hat{\mathbf{y}}^{2t}) = g(\mathbf{x}^{2t}, \mathbf{y}^{2t})$ the average fitness before the noise, namely $\hat{\mathbf{x}}^{2tT} W \hat{\mathbf{y}}^{2t}$ will be at least $\Phi^{2t} + C\delta\alpha^2$. Hence by lemma 5.3 we get that $\mathbb{E}[\Phi^{2t+1} | \Phi^{2t}] = \hat{\mathbf{x}}^{2tT} W \hat{\mathbf{y}}^{2t} \geq \Phi^{2t} + C\delta\alpha^2$ (1). Therefore we have that

$$\begin{aligned} \mathbb{E}[\Phi^{2t+2} | \Phi^{2t}] &= \mathbb{E}_{\boldsymbol{\delta}_x^{2t+1}, \boldsymbol{\delta}_y^{2t+1}} [(\hat{\mathbf{x}}^{2t+1} + \boldsymbol{\delta}_x^{2t+1})^T W (\hat{\mathbf{y}}^{2t+1} + \boldsymbol{\delta}_y^{2t+1}) | \Phi^{2t}] \\ &= \mathbb{E}_{\boldsymbol{\delta}_x^{2t+1}} [(\hat{\mathbf{x}}^{2t+1})^T W \hat{\mathbf{y}}^{2t+1} | \Phi^{2t}] \\ &\geq \mathbb{E}_{\boldsymbol{\delta}_x^{2t+1}} [(\mathbf{x}^{2t+1})^T W \mathbf{y}^{2t+1} | \Phi^{2t}] \\ &= \mathbb{E}[\Phi^{2t+1} | \Phi^{2t}] \\ &\geq \Phi^{2t} + C\delta\alpha^2 \end{aligned}$$

where the second inequality is claim (1) and the first inequality comes from inequality 5.1 (since the r.h.s of inequality 5.1 is non-negative). The first, third equality comes from model definition and second equality comes from lemma 5.3.

Assume now that in the next generation $(\hat{\mathbf{x}}^{2t}, \hat{\mathbf{y}}^{2t}) = g(\mathbf{x}^{2t}, \mathbf{y}^{2t})$ the average fitness before the noise, namely $\hat{\mathbf{x}}^{2tT} W \hat{\mathbf{y}}^{2t}$ will be less than $\Phi^{2t} + C\delta\alpha^2$. This means that the vector $(\mathbf{x}^{2t}, \mathbf{y}^{2t})$ is α -close by corollary 5.2, so after adding the noise by the definition of α -close we get that $\hat{\mathbf{x}}^{2tT} W \hat{\mathbf{y}}^{2t} + \alpha \geq \Phi^{2t+1} \geq \hat{\mathbf{x}}^{2tT} W \hat{\mathbf{y}}^{2t} - \alpha$ (2). From lemma 5.5 we will have with probability at least $\frac{1}{2} \frac{1}{m/2+1}$ that $(W\mathbf{y}^{2t+1})_i \geq (W\hat{\mathbf{y}}^{2t})_i + \frac{\gamma\delta m}{2}$ for all i in the support of vector \mathbf{x}^t (we multiplied the probability by $\frac{1}{2}$ since you perturb \mathbf{y} with probability half) (3). The same argument works if we perturb \mathbf{x} , so w.l.o.g we work with perturbed vector \mathbf{y} which has support of size at least 2. Essentially by inequality 5.1 we get the following system of inequalities:

$$\begin{aligned} \mathbb{E}[\Phi^{2t+2} | \Phi^{2t}] &= \mathbb{E}_{\boldsymbol{\delta}_x^{2t+1}, \boldsymbol{\delta}_y^{2t+1}} [(\hat{\mathbf{x}}^{2t+1} + \boldsymbol{\delta}_x^{2t+1})^T W (\hat{\mathbf{y}}^{2t+1} + \boldsymbol{\delta}_y^{2t+1}) | \Phi^{2t}] \\ &= \mathbb{E}_{\boldsymbol{\delta}_x^{2t+1}} [(\hat{\mathbf{x}}^{2t+1})^T W \hat{\mathbf{y}}^{2t+1} | \Phi^{2t}] \\ &\stackrel{5.1}{\geq} \mathbb{E}_{\boldsymbol{\delta}_x^{2t+1}} [(\mathbf{x}^{2t+1})^T W \mathbf{y}^{2t+1} | \Phi^{2t}] + C \cdot \mathbb{E}_{\boldsymbol{\delta}_x^{2t+1}} \left[\sum_i x_i^{2t+1} \cdot \left((W\mathbf{y}^{2t+1})_i - (\mathbf{x}^{2t+1})^T W \mathbf{y}^{2t+1} \right)^2 \middle| \Phi^{2t} \right] \\ &\geq \Phi^{2t} + \frac{C}{m+2} \left(\frac{\gamma\delta m}{2} - 2\alpha \right)^2 \\ &\geq \Phi^{2t} + C\delta\alpha^2 \end{aligned}$$

where last inequality comes from the assumption and the second comes from claim (0),(2),(3). Hence by induction we get that

$$\mathbb{E}[\Phi^{2t+2} - (t+1) \cdot C\delta\alpha^2 | \Phi^{2t}] \geq \Phi^{2t} - t \cdot C\delta\alpha^2.$$

It is easy to see that $W_{\max} \geq \Phi^t \geq W_{\min}$ for all t . □

11.5. Proof of lemma 6.3.

Proof. Consider one step of the dynamics that starts at (\mathbf{x}, \mathbf{y}) and has frequency vector $(\tilde{\mathbf{x}}, \tilde{\mathbf{y}})$ in the next step before adding the noise. Let i^* be the bad allele that has the greatest fitness at it, namely $(W^e \mathbf{y})_{i^*} \geq (W^e \mathbf{y})_i$ for all $i \in B_e^1$. It holds that

$$\begin{aligned}
\sum_{i \in B_e^1} \tilde{x}_i &= (1 - n\tau) \sum_{i \in B_e^1} x_i \frac{(W^e \mathbf{y})_i}{\mathbf{x}^T W^e \mathbf{y}} + \tau |B_e^1| \\
&= (1 - n\tau) \frac{\sum_{i \in B_e^1} x_i (W^e \mathbf{y})_i}{\sum_{i \in G_1 \setminus B_e^1} x_i (W^e \mathbf{y})_i + \sum_{i \in B_e^1} x_i (W^e \mathbf{y})_i} + \tau |B_e^1| \\
&\leq (1 - n\tau) \frac{\sum_{i \in B_e^1} x_i (W^e \mathbf{y})_{i^*}}{\sum_{i \in G_1 \setminus B_e^1} x_i (W^e \mathbf{y})_i + \sum_{i \in B_e^1} x_i (W^e \mathbf{y})_{i^*}} + \tau |B_e^1| \quad (*) \\
&\leq (1 - n\tau) \frac{\sum_{i \in B_e^1} x_i (W^e \mathbf{y})_{i^*}}{\sum_{i \in G_1 \setminus B_e^1} x_i (W^e \mathbf{y})_{i^*} + \sum_{i \in B_e^1} x_i (W^e \mathbf{y})_{i^*}} + \tau |B_e^1| \\
&= (1 - n\tau) \frac{(W^e \mathbf{y})_{i^*} \sum_{i \in B_e^1} x_i}{(W^e \mathbf{y})_{i^*} \sum_i x_i} + \tau |B_e^1| \\
&= (1 - n\tau) \sum_{i \in B_e^1} x_i + \tau |B_e^1|
\end{aligned}$$

where inequality (*) is true because if $\frac{a}{b} < 1$ then $\frac{a}{b} < \frac{a+c}{b+c}$ for all a, b, c positive. Hence after we add noise $\boldsymbol{\delta}$ with $\|\boldsymbol{\delta}\|_\infty = \delta$, the resulting vector $(\mathbf{x}', \mathbf{y}')$ (which is the next generation frequency vector) will satisfy $\sum_{i \in B_e^1} x'_i \leq (1 - n\tau) \sum_{i \in B_e^1} x_i + \tau |B_e^1| + \delta |B_e^1|$. By setting $S^t = \sum_{i \in B_e^1} x'_i$ it follows that $S^{t+1} \leq (1 - n\tau) S^t + (\tau + \delta) |B_e^1|$ and also $S^0 \leq 1$. Therefore $S^t \leq (\tau + \delta) |B_e^1| \frac{1 - (1 - n\tau)^t}{n\tau} + (1 - n\tau)^t$. By choosing $t = -\frac{\ln(2n)}{\ln(1 - n\tau)} \approx \frac{\ln(2n)}{n\tau}$ it follows that $\sum_{i \in B_e^1} x'_i \leq \frac{(1 + o(1)) |B_e^1| + 1/2}{n} \leq \frac{2|B_e^1|}{n}$ where we used the assumption that $\delta = o_n(\tau)$. The same argument holds for B_e^2 . \square

11.6. Proof of lemma 6.4.

Proof. By lemma 6.3 after $\frac{\ln(2n)}{n\tau}$ generations it follows that

$$\sum_{i \in B_e^1} x'_i + \sum_{j \in B_e^2} y'_j \leq \frac{2|B_e|}{n} \quad (11)$$

We consider the average fitness function $\mathbf{x}^T W^e \mathbf{y}$ which is not increasing (as has already been mentioned). Let $\boldsymbol{\tau} = \tau \cdot (1, \dots, 1)^T$, $(\tilde{\mathbf{x}}, \tilde{\mathbf{y}}) = f(\mathbf{x}, \mathbf{y})$ and $(\hat{\mathbf{x}}, \hat{\mathbf{y}}) = g(\mathbf{x}, \mathbf{y})$ with fitness matrix W^e and also denote by $(\mathbf{x}', \mathbf{y}')$ the resulting vector after noise $\boldsymbol{\delta}$ is added. It is easy to observe that

$$\tilde{\mathbf{x}}^T W^e \tilde{\mathbf{y}} = (1 - n\tau)^2 \hat{\mathbf{x}}^T W^e \hat{\mathbf{y}} + (1 - n\tau) \hat{\mathbf{x}}^T W^e \boldsymbol{\tau} + (1 - n\tau) \boldsymbol{\tau}^T W^e \hat{\mathbf{y}} + \boldsymbol{\tau}^T W^e \boldsymbol{\tau}$$

and also that

$$\mathbf{x}'^T W^e \mathbf{y}' \geq \tilde{\mathbf{x}}^T W^e \tilde{\mathbf{y}} - 2n\delta W_{\max}^e \geq \tilde{\mathbf{x}}^T W^e \tilde{\mathbf{y}} \left(1 - O\left(2n\delta \frac{W_{\max}}{W_{\min}}\right) \right) = (1 - o_n(\tau)) \tilde{\mathbf{x}}^T W^e \tilde{\mathbf{y}}$$

where $W_{\max} = \max_e W_{\max}^e$. Under the assumption 8 we have the following upper bounds:

- $\hat{\mathbf{x}}^T W^e \boldsymbol{\tau} \geq (1 + \beta)n\tau \left(1 - \frac{2|B_e^1|}{n}\right)$ and $\hat{\boldsymbol{\tau}}^T W^e \hat{\mathbf{y}} \geq (1 + \beta)n\tau \left(1 - \frac{2|B_e^2|}{n}\right)$.
- $\boldsymbol{\tau}^T W^e \boldsymbol{\tau} \geq (n\tau)^2 (1 + \beta) \left(1 - \frac{|B_e|}{n}\right) \geq (1 + \beta) \left(1 - \frac{2|B_e|}{n}\right)^2 n^2 \tau^2$.

First assume that $\mathbf{x}^T W^e \mathbf{y} \leq 1 + \frac{\beta}{2}$. We get the following system of inequalities:

$$\begin{aligned}
\frac{\mathbf{x}'^T W^e \mathbf{y}'}{\mathbf{x}^T W^e \mathbf{y}} &\geq (1 - o_{n\tau}(1)) \frac{\tilde{\mathbf{x}}^T W^e \tilde{\mathbf{y}}}{\mathbf{x}^T W^e \mathbf{y}} \\
&\geq (1 - o_{n\tau}(1)) \left((1 - n\tau)^2 \frac{\tilde{\mathbf{x}}^T W^e \tilde{\mathbf{y}}}{\mathbf{x}^T W^e \mathbf{y}} + 2(1 - n\tau)n\tau \left(1 - \frac{2|B_e|}{n}\right) \frac{(1 + \beta)}{\mathbf{x}^T W^e \mathbf{y}} + \frac{(1 + \beta)}{\mathbf{x}^T W^e \mathbf{y}} \left(1 - \frac{2|B_e|}{n}\right)^2 n^2 \tau^2 \right) \\
&\geq (1 - o_{n\tau}(1)) \left((1 - n\tau)^2 + 2(1 - n\tau)n\tau \left(1 - \frac{2|B_e|}{n}\right) \left(1 + \frac{\beta}{2 + \beta}\right) + \left(1 + \frac{\beta}{2 + \beta}\right) \left(1 - \frac{2|B_e|}{n}\right)^2 n^2 \tau^2 \right) \\
&\geq (1 - o_{n\tau}(1)) \left(1 + n\tau \left(\frac{2\beta}{2 + \beta} - \frac{6|B_e|}{n} - \frac{2\beta}{2 + \beta} n\tau \right) \right) \\
&\geq 1 + n\tau \left(\frac{\beta}{2 + \beta} \right)
\end{aligned}$$

The second inequality comes from the fact that $\tilde{\mathbf{x}}^T W^e \tilde{\mathbf{y}} \geq \mathbf{x}^T W^e \mathbf{y}$ (the average fitness is increasing for the no mutation setting) and also since $\mathbf{x}^T W^e \mathbf{y} \leq 1 + \frac{\beta}{2}$. The third and the fourth inequality use the fact that $|B_e| \ll n\beta$ and $\tau \leq \frac{\beta}{16n}$. Therefore, the fitness increases in the next generation for the mutation setting as long as the current fitness $\mathbf{x}^T W^e \mathbf{y} \leq 1 + \frac{\beta}{2}$ with a factor of $1 + n\tau \frac{\beta}{2 + \beta}$ (i). Hence the time we need to reach the value of 1 for the average fitness is $\frac{2 \ln \frac{1}{d}}{n\tau \frac{\beta}{2 + \beta}}$ which is dominated by $t_1 = \frac{\ln(2n)}{n\tau}$. Therefore the total loss factor is at most $\frac{1}{d} = h^{t_1}$, namely $d = \left(\frac{1}{h}\right)^{t_1}$. Let t_2 be the time for the average fitness to reach $1 + \frac{\beta}{4}$ (as long as it has already reached 1), thus $t_2 = \frac{2}{n\tau}$ which is dominated by t_1 . By similar argument, let's now assume that $\mathbf{x}^T W^e \mathbf{y} \geq 1 + \frac{\beta}{2}$ then

$$\begin{aligned}
\frac{\mathbf{x}'^T W^e \mathbf{y}'}{\mathbf{x}^T W^e \mathbf{y}} &\geq (1 - o_{n\tau}(1)) \left(\frac{\tilde{\mathbf{x}}^T W^e \tilde{\mathbf{y}}}{\mathbf{x}^T W^e \mathbf{y}} \right) \\
&\geq (1 - o_{n\tau}(1)) \left((1 - n\tau)^2 \frac{\tilde{\mathbf{x}}^T W^e \tilde{\mathbf{y}}}{\mathbf{x}^T W^e \mathbf{y}} + 2(1 - n\tau)n\tau \left(1 - \frac{2|B_e|}{n}\right) \frac{(1 + \beta)}{\mathbf{x}^T W^e \mathbf{y}} + \frac{(1 + \beta)}{\mathbf{x}^T W^e \mathbf{y}} \left(1 - \frac{2|B_e|}{n}\right)^2 n^2 \tau^2 \right) \\
&\geq 1 - 2n\tau
\end{aligned}$$

Hence $\mathbf{x}'^T W^e \mathbf{y}' \geq (1 - 2n\tau)(1 + \frac{\beta}{2})$, namely $\mathbf{x}'^T W^e \mathbf{y}' \geq 1 + \frac{\beta}{4}$ (ii) for $\tau < \frac{\beta}{16n}$. Therefore as long as the fitness surpasses $1 + \frac{\beta}{4}$, it never goes below $1 + \frac{\beta}{4}$ (conditioned on the fact you remain at the same environment). This is true from claims (i), (ii). When the fitness is at most $1 + \frac{\beta}{2}$, it increases in the next generation and when it is greater than $1 + \frac{\beta}{2}$, it remains at least $1 + \frac{\beta}{4}$ in the next generation. To finish the proof we compute the times. The time t_3 to have a total gain factor of at least d , will be such that $(1 + \frac{\beta}{4})^{t_3} = \frac{1}{h^{t_1}}$. Hence $t_3 = t_1 \frac{2 \ln \frac{1}{h}}{\beta}$.

By setting $T_{thr} = \frac{6 \ln(2n)}{n\tau\beta W_{\min}} > \frac{6 \ln \frac{1}{h} \ln(2n)}{n\tau\beta} > 3t_3 > t_1 + t_2 + t_3$ the proof finishes. \square

11.7. Proof of theorem 7.2.

Proof. We first prove the results for rational τ ; let $\tau = \kappa/\lambda$. We use the theorem of Baum and Eagon [BE67]. Let

$$L(\mathbf{x}, \mathbf{y}) = (\mathbf{x}^T W \mathbf{y})^{\lambda - m\kappa} \prod_i x_i^\kappa \prod_i y_i^\kappa.$$

Then

$$x_i \frac{\partial L}{\partial x_i} = 2\kappa L + \frac{2x_i (W \mathbf{y})_i (\lambda - m\kappa) L}{\mathbf{x}^T W \mathbf{y}}.$$

It follows that

$$\begin{aligned}
\frac{x_i \frac{\partial L}{\partial x_i}}{\sum_i x_i \frac{\partial L}{\partial x_i}} &= \frac{2\kappa L + \frac{2x_i(W\mathbf{y})_i(\lambda - m\kappa)L}{\mathbf{x}^T W \mathbf{y}}}{2m\kappa L + 2(\lambda - m\kappa)L} \\
&= \frac{2\kappa L}{2\lambda L} + \frac{2L(\lambda - m\kappa)x_i(W\mathbf{y})_i}{2\lambda L \mathbf{x}^T W \mathbf{y}} \\
&= (1 - n\tau)x_i \frac{(W\mathbf{y})_i}{\mathbf{x}^T W \mathbf{y}} + \tau
\end{aligned}$$

where the first equality comes from the fact that $\sum_{i=1}^n x_i(W\mathbf{y})_i = \mathbf{x}^T W \mathbf{y}$. The same is true for $y_i \frac{\partial L}{\partial y_i}$. Since L is a homogeneous polynomial of degree 2λ , from Theorem 7.1 we get that L is strictly increasing along the trajectories, namely

$$L(f(\mathbf{x}, \mathbf{y})) > L(\mathbf{x}, \mathbf{y})$$

unless (\mathbf{x}, \mathbf{y}) is a fixed point (f is the update rule of the dynamics, see also 2). So $P(\mathbf{x}, \mathbf{y}) = L^{1/\kappa}(\mathbf{x}, \mathbf{y})$ is a potential function for the dynamics.

To prove the result for irrational τ , we just have to see that the proof of [BE67] holds for all homogeneous polynomials with degree d , even irrational.

To finish the proof let $\Omega \subset \Delta$ be the set of limit points of an orbit $\mathbf{z}(t) = (\mathbf{x}(t), \mathbf{y}(t))$ (frequencies at time t for $t \in \mathbb{N}$). $P(\mathbf{z}(t))$ is increasing with respect to time t by above and so, because P is bounded on Δ , $P(\mathbf{z}(t))$ converges as $t \rightarrow \infty$ to $P^* = \sup_t \{P(\mathbf{z}(t))\}$. By continuity of P we get that $P(\mathbf{v}) = \lim_{t \rightarrow \infty} P(\mathbf{z}(t)) = P^*$ for all $\mathbf{v} \in \Omega$. So P is constant on Ω . Also $\mathbf{v}(t) = \lim_{k \rightarrow \infty} \mathbf{z}(t_k + t)$ as $k \rightarrow \infty$ for some sequence of times $\{t_i\}$ and so $\mathbf{v}(t)$ lies in Ω , i.e. Ω is invariant. Thus, if $\mathbf{v} \equiv \mathbf{v}(0) \in \Omega$ the orbit $\mathbf{v}(t)$ lies in Ω and so $P(\mathbf{v}(t)) = P^*$ on the orbit. But P is strictly increasing except on equilibrium orbits and so Ω consists entirely of fixed points. \square

11.8. Calculations for mutation. Let $(\hat{\mathbf{x}}, \hat{\mathbf{y}}) = g(\mathbf{x}, \mathbf{y})$. If in every generation allele $i \in S_1$ mutates to allele $k \in S_1$ with probability μ_{ik} , where $\sum_k \mu_{ik} = 1$, $\forall i$, then the final proportion (after reproduction, mutation) of allele $i \in S_1$ in the population will be

$$x'_i = \sum_{k \in S_1} \mu_{ki} \hat{x}_k$$

Similarly, if $j \in S_2$ mutates to $k \in S_2$ with probability δ_{jk} , then proportion of allele $j \in S_2$ will be

$$y'_j = \sum_{k \in S_2} \delta_{ki} \hat{y}_k$$

If mutation happens after every selection (mating), then we get the following dynamics with update rule $f' : \Delta \rightarrow \Delta$ governing the evolution (update rule contains selection+mutation).

$$\text{Let } (\mathbf{x}', \mathbf{y}') = f'(\mathbf{x}, \mathbf{y}), \text{ then } \begin{aligned} x'_i &= \sum_{k \in S_1} \mu_{ki} x_k \frac{(W\mathbf{y})_k}{\mathbf{x}^T W \mathbf{y}}, \quad \forall i \in S_1 \\ y'_j &= \sum_{k \in S_2} \delta_{kj} y_k \frac{(\mathbf{x}^T W)_k}{\mathbf{x}^T W \mathbf{y}}, \quad \forall j \in S_2 \end{aligned} \tag{12}$$

Suppose $\forall k, \forall i \neq k$ and $\forall j \neq k$, we have $\mu_{ik} = \delta_{jk} = \tau$, where $\tau \leq \frac{1}{n}$. Since $\sum_k \mu_{ik} = \sum_k \delta_{jk} = 1$, we have $\mu_{ii} = \delta_{jj} = 1 - (n-1)\tau = 1 + \tau - n\tau$. Hence

$$\begin{aligned}
 x'_i &= \sum_{k \in \mathcal{S}_i} \mu_{ki} x_k \frac{(W\mathbf{y})_k}{\mathbf{x}^T W \mathbf{y}} \\
 &= (1 + \tau - n\tau) x_i \frac{(W\mathbf{y})_i}{\mathbf{x}^T W \mathbf{y}} + \tau \sum_{k \neq i} x_k \frac{(W\mathbf{y})_k}{\mathbf{x}^T W \mathbf{y}} \\
 &= (1 - n\tau) x_i \frac{(W\mathbf{y})_i}{\mathbf{x}^T W \mathbf{y}} + \tau \sum_k x_k \frac{(W\mathbf{y})_k}{\mathbf{x}^T W \mathbf{y}} \\
 &= (1 - n\tau) x_i \frac{(W\mathbf{y})_i}{\mathbf{x}^T W \mathbf{y}} + \tau.
 \end{aligned}$$

The same is true for vector \mathbf{y}' . The dynamics of (12) where $\mu_{ik} = \delta_{ik} = \tau$ for all $k \neq i$ simplifies to the equations 2 as appear in the preliminaries.

12. TERMS USED IN BIOLOGY

We provide brief non-technical definitions of a few biological terms useful for this paper.

Gene. A unit that determines some characteristic of the organism, and passes traits to offsprings. All organisms have genes corresponding to various biological traits, some of which are instantly visible, such as eye color or number of limbs, and some of which are not, such as blood type.

Allele. Allele is one of a number of alternative forms of the same gene, found at the same place on a chromosome. Different alleles can result in different observable traits, such as different pigmentation.

Genotype. The genetic constitution of an individual organism.

Phenotype. The set of observable characteristics of an individual resulting from the interaction of its genotype with the environment.

Diploid. Diploid means having two copies of each chromosome. Almost all of the cells in the human body are diploid.

Haploid. A cell or nucleus having a single set of unpaired chromosomes. Our sex cells (sperm and eggs) are haploid cells that are produced by meiosis. When sex cells unite during fertilization, the haploid cells become a diploid cell.