

Charge exchange in fluid description of partially ionized plasmas

J. Vranjes^{1*}, M. Kono^{2†} and M. Luna^{1‡}

¹*Instituto de Astrofísica de Canarias, 38205 La Laguna, Tenerife, Spain and
Departamento de Astrofísica, Universidad de la Laguna, 38205 La Laguna, Tenerife, Spain*

²*Faculty of Policy Studies, Chuo University, Tokyo, Japan*

Accepted 1988 December 15. Received 1988 December 14; in original form 1988 October 11

ABSTRACT

The effects of charge exchange on waves propagating in weakly ionized plasmas are discussed. It is shown that for low-frequency processes, ions and neutrals should be treated as a single fluid with some effective charge on all of them. We have derived a new momentum equation which should be used in such an environment. As a result, the low-frequency magnetic waves can propagate even if particles are not magnetized, which is entirely due to the charge exchange and the fact that it is not possible to separate particles into two different populations as charged and neutral species. So there can be no friction force between ions and neutrals in the usual sense. The mean force per particle is proportional to the ionization ratio $n_i/(n_i + n_n)$. Regarding the application of the theory to the Alfvén wave propagation in the lower solar atmosphere, the results predict that the plane of displacement of the fluid must change by 90 degrees when an Alfvén wave propagates from the area where particles are un-magnetized (photosphere) to the area where they are magnetized (chromosphere). Because of the most accurate cross sections which we have here, it is possible to very accurately determine altitudes at which such rotation of the Alfvén wave takes place.

Key words: Plasmas; waves; Sun: photosphere; Sun: chromosphere

1 INTRODUCTION

Charge exchange (also known as charge transfer, or electron capture) is a process in which an ion and an atom exchange electron(s) in the process of collision. In noble gasses the charge exchange is more dominant than the usual elastic scattering (Raizer 1991). In hydrogen plasmas, like in the case of the lower solar atmosphere, the charge exchange takes place at a very high rate as well (Vranjes & Krstic 2013; Vranjes & Kono 2014); see more about it further in the text.

Nevertheless, in the past the charge exchange has been completely ignored in the solar plasma literature. This in spite of the fact that the theory has been well known for more than 60 years (Dalgarno 1958; Raizer 1991; Brandsen & McDowell 1991; Eichler 2005), and it has been thoroughly studied in the atomic physics and in the general plasma theory (Krstic & Schultz 1998, 1999a,b). In fact, to the best of our knowledge, our two references given above are

the only published works where the charge exchange has been studied in detail in the context of the solar plasma.

In what follows we are going to show that the charge exchange may be a crucial factor in explaining the propagation of waves in weakly ionized plasmas, in particular in the application to the lower solar atmosphere.

The reason for focusing onto the charge exchange is the following. Using standard descriptions, in the lower solar atmosphere the ion friction with neutrals turns out to be so strong that any magnetic perturbation is almost instantly destroyed (Vranjes & Kono 2014; Vranjes 2014). So an enormously strong magnetic field would be needed to have a magnetic wave propagating. The term magnetic waves is used here to describe the Alfvén wave, and any other wave which requires magnetized particles.

Related to this, there is a problem of magnetization. As shown in Vranjes & Krstic (2013), the proton collision frequency can exceed 10^9 Hz. As such, it is several orders of magnitude above the proton gyrofrequency even if we assume strong magnetic fields of the order of 0.1 T. Under such conditions the motion of an individual particle is similar to brownian motion. Though electrons can be magnetized and there may be a relative drift between the protons and electrons in the direction transverse to the magnetic field.

* E-mail: jvranjes@yahoo.com

† E-mail: kono@fps.chuo-u.ac.jp

‡ E-mail: mluna@iac.es

This causes the Hall effect which consequently may affect protons as well although they remain unmagnetized, $\nu_i > \Omega_i$. This is in fact manifested as the Hall term in Eq. (31) later in the text.

It is therefore necessary to address the issue of magnetic waves in such a weakly ionized and highly collisional environment from a completely different perspective, by applying the charge exchange effects in a self-consistent manner. In the present case this implies that particles change their identity so frequently that it becomes impossible to distinguish what is a charged particle and what is a neutral. In practical terms, they have a dual nature all the time and, in average, they all take part in electromagnetic perturbations. This turns out to be crucial, the friction effectively vanishes and electromagnetic perturbations can propagate. But there is a price for this: the effective electromagnetic force of a wave acts on all particles (ions and neutrals) at any time, so the total mean force felt by an individual particle can be drastically reduced. All these effects are described in the text below.

2 ESTABLISHING FACTS

The conductivity in plasmas is usually dominated by electrons [$\sigma = e^2 n_e / (m_e \nu_e)$, where the notation is obvious, and ν_e is the electron total collision frequency] because of their much higher mobility as compared to ions. But the collisions in the solar photosphere are enormously frequent, and the electron collision frequency may be over 10^{10} Hz (Vranjes & Krstic 2013). So the conductivity is very low, and it is in the range 1–30 S/m. Compare this with the conductivity of the terrestrial sea water, which is around 5 S/m, i.e., similar to the photosphere. We know that ordinary fluid dynamics is perfectly able to describe phenomena in terrestrial oceans. So the question is why such a fluid theory is not good enough in the case of the solar photosphere? We shall come to this question again in the text below.

In the case of collisions of ions with their parental atoms, the quantum-mechanical effect of indistinguishability applies. A sketch of this effect is given in Fig. 1. When an ion and an atom collide, and we detect the particles after collisions, there is no way to know which is which unless they are somehow additionally labeled. In other words, we may have the usual elastic scattering as well as the charge exchange. This is the meaning of the indistinguishability effect caused by the charge exchange, which therefore must be consistently included in the theory (Krstic & Schultz 1998, 1999a,b). This implies that the usual collision cross sections for elastic scattering, momentum transfer, and viscosity must include the charge exchange effect. Such cross sections are provided for the solar hydrogen plasma in our recent papers Vranjes & Krstic (2013); Vranjes & Kono (2014).

Consequence 1: The important conclusion which follows from this is that there will be *only one friction force term* in the ion momentum equation, instead of two (or even more) as can frequently be seen in the plasma physics literature. The same holds of course for the momentum equation of neutrals. This all holds for relatively low energies, roughly speaking below 1 eV. Note that this energy range in fact covers most cases of interest, because at higher energies the

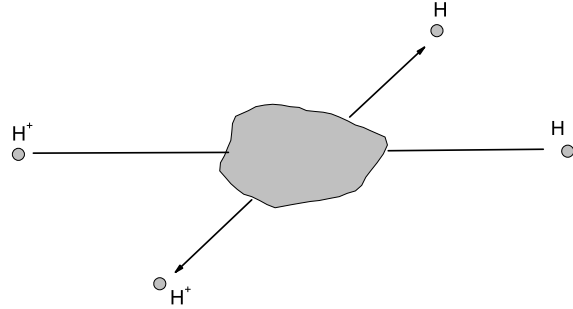


Figure 1. Which is which? Collision of a hydrogen atom and a proton in the presence of charge exchange, demonstrating the impossibility to distinguish particles exiting the collision zone.

amount of neutrals may be negligible and friction plays no important role.

Let us now see more quantitatively how important the charge exchange is. We shall first discuss the cross section for this process. A lot of details are available in papers by Krstic and his group (Krstic & Schultz 1999a,b), and those have been used in our papers as well (Vranjes & Krstic 2013; Vranjes & Kono 2014). In Fig. 2 we give the momentum transfer cross section affected by the charge transfer (line 1), and the charge transfer alone (line 2). The total correct value for the momentum transfer is increased due to the charge exchange roughly by a factor 2. Note that the charge transfer affects the other cross sections as well, i.e., those for elastic scattering and viscosity (Vranjes & Krstic 2013). The variations of the lines in Fig. 2 at low energy is the usual quantum mechanical effect.

In the case of the solar photosphere and chromosphere, in many situations it may be appropriate to use the approximate value for the momentum transfer $\sigma_{mt} \approx 200$ a.u., where a.u. is the square of the Bohr radius $\approx 2.8 \cdot 10^{-21}$ m². Using a value which varies with the altitude (i.e., with the temperature) can be done but for some problems [like the Alfvén wave propagation studied by Vranjes (2014)] this will not have a profound effect on the results.

Consequence 2: Using the values for the momentum transfer presented by line 1 in Fig. 2, will most consistently include the effects of charge transfer in the friction force term in the momentum equation.

Having so accurate cross sections we can now calculate the collision frequency *for charge exchange alone*. The reason for this will become clear soon. So we use the usual formula $\nu_{i,ex} = \sigma_{ex} n_n v_{Ti}$. Here, n_n is the number density of neutral atoms, $v_{Ti}^2 = \kappa T_i / m_i$, and for σ_{ex} we use data from the line 2 in Fig. 2. For plasma parameters in the lower solar atmosphere we use the well known data for the quiet solar atmosphere (Fontenla et al. 1993).

The result is presented in Fig. 3. Note that we are in a very narrow low-energy range with those quantum fluctuations, and this is why the full line has those small bumps on it. The graph shows that, for an average proton, the charge exchange collision frequency changes from $4.6 \cdot 10^8$ Hz at the altitude $h = 0$ km, to around 300 Hz at $h = 2000$ km. For comparison we give the proton gyro frequency $\Omega_i = eB/m_i$ for $B = B_0 \exp[-h/250]$, and for the two starting values of

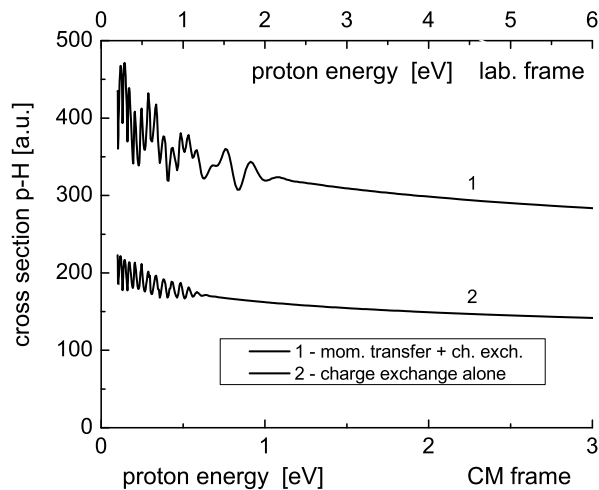


Figure 2. Cross sections for charge transfer (line 2), and for the momentum transfer with the effects of charge transfer included (line 1). Atomic unit is the square of the Bohr radius, $\text{a.u.} = r_b^2 = 2.8 \cdot 10^{-21} \text{ m}^2$. Data adapted from Krstic & Schultz (1999a); Vranjes & Krstic (2013).

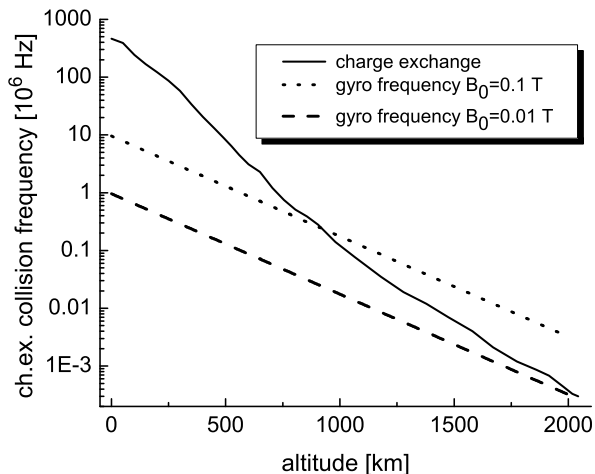


Figure 3. Proton collision frequency for charge exchange $\nu_{i,ex}$ in the lower solar atmosphere in terms of the altitude. Straight dot-line and dash-line are gyro frequency for $B = 0.1, 0.01 \text{ T}$, respectively.

the field $B_0 = 0.1, 0.01 \text{ T}$. They are presented by the dashed and dotted lines.

It is seen that protons are unmagnetized in a large part of the lower solar atmosphere. We stress that the collision frequency for total elastic scattering (which necessarily includes the charge transfer as well) is in fact higher by about a factor 4. So the magnetization is in fact even weaker than in Fig. 3, and it extends to even higher altitudes (Vranjes & Krstic 2013).

These numbers have a profound physical meaning. They suggest that a proton in the photosphere changes its identity more than hundred million times per second! The nature of the process implies that Hydrogen atoms also change identity and this happens with the frequency $\nu_{n,ex} = \nu_{i,ex} n_i / n_n$.

Table 1. Charge exchange collision frequency for neutral hydrogen at several altitudes in the solar atmosphere.

h [km]	0	150	250	525	1065	1580
$\nu_{ni,ex}$ [Hz]	$2.4 \cdot 10^5$	1073	184	8	376	265

For neutrals, the charge-exchange frequency (Vranjes & Krstic 2013) at several altitude is presented in Table 1.

It is obvious that for both protons and Hydrogen atoms the typical charge exchange time τ_{ex} is usually many orders of magnitude shorter than any realistic period of Alfvén waves which can be expected in such an environment,

$$\tau_{ex} \ll \tau_A. \quad (1)$$

In view of the results presented in Fig. 3 and in Table 1, we come to the following:

Consequence 3: Both ions and atoms in the lower solar atmosphere change identities so frequently that it is impossible to say which is which. For any practical purposes, i.e., for time scales far exceeding this identity-change time scale $1/\nu_{ex}$ (the largest being $1/8 \text{ s}$ for neutrals at the temperature minimum), it is completely obvious that, in average, all particles will respond to electromagnetic perturbations in nearly the same manner. The nature of all particles is intermittent; they spend one part of the time in charged state and one part in neutral state.

Consequence 4: This further implies that for processes with typical time scales far exceeding $1/\nu_{ex}$, the effective ion plasma density must be $n_{ef} = n_i + n_n$. This fact must be taken into account, for example, in the estimates of the Alfvén wave flux from the lower solar atmosphere.

These issues will be discussed in more details farther in the text.

3 EFFECTIVE CHARGE ON PARTICLES

To proceed, we have to find the effective or mean charge on particles, which is directly caused by the charge exchange effect. This can be done as follows.

For each individual particle in the system there is a characteristic time interval $\tau_c = \tau_1 + \tau_2$ within which it passes through two cycles: i) when it is charged (τ_1 interval), and, ii) when it is in the neutral state (τ_2 interval). After these two cycles the process is repeated, so we can focus on the τ_c interval only. Because of the charge flip-flop, an effective mean charge of such a particle is

$$q_{ef} = \frac{1}{\tau_c} \int_0^{\tau_c} qf(t) dt, \quad \tau_c = \frac{1}{\nu_{in}} + \frac{1}{\nu_{ni}},$$

where we have a step-function $f(t) = 1$ in the starting interval $\tau_1 \in (0, 1/\nu_{in})$, and $f(t) = 0$ in the remaining interval of the cycle $\tau_2 \in (1/\nu_{in}, 1/\nu_{ni})$. Note, the collision frequencies here describe the charge-exchange. This yields an effective particle charge in the interval τ_{ex} :

$$q_{ef} = \frac{q}{1 + \nu_{in}/\nu_{ni}} = \frac{q}{1 + n_n/n_i}. \quad (2)$$

Without neutrals (i.e., in the upper layers) we have $q_{ef} = q$, as it should be. But for a weak ionization the effective charge

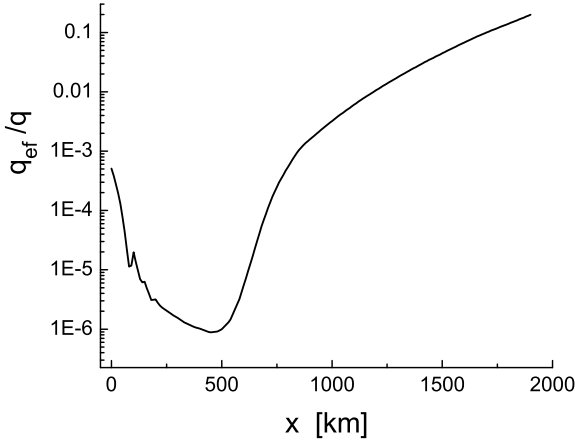


Figure 4. Normalized effective charge on a particle in a proton-Hydrogen mixture, in terms of the altitude.

is very small. This is due to the fact that, in average, a particle spends (much) more time in the neutral state. So in the photosphere q_{ef}/q is a very small parameter which is spatially dependent, and it changes rapidly with the altitude. At the temperature minimum ($h = 490$ km) its value is $q_{ef}/q \approx 10^{-6}$, and in such an environment slow electromagnetic perturbations are not expected to considerably affect the particle dynamics. On the other hand, at the altitudes $h = 1580, 2018$ km, the values of the parameter are, respectively, $q_{ef}/q = 0.06, 0.33$. This normalized effective charge is presented in terms of the altitude in Fig. 4.

Consequence 5: The effective charge applies to each and every ion and atom in the system. Therefore for any process with the characteristic time $\tau \gg \tau_c$ all particles are subject to electromagnetic forces in the same manner. This implies that the usual separation of the population into ions (reacting on electromagnetic perturbation) and neutrals (which initially remain static in the presence of such perturbations and later move due to friction by ions) does not hold any longer. The total electromagnetic force acting on *all particles* in a unit volume is proportional to $q_{ef}n_{i,ef}$.

The mean motion of all particles is thus the same and in practical sense *there is no friction* in the system. The single fluid of ions and neutrals as a whole can now be (weakly) affected by the magnetic field as friction between them is absorbed into the one fluid. So, as long as the effects of the charge exchange are not included in a self-consistent manner, every analytical model will fail in describing electromagnetic perturbations in such an environment.

4 THE ISSUE OF MAGNETIZATION

The collisions (of various kinds, both elastic and inelastic) still remain as a fact, and charged particles may be unmagnetized. Following the usual wisdom they should not be directly affected by the magnetic field, but see the comment about the Hall effect earlier in the text, Sec. 1. This is the case in the lower solar atmosphere and it may be the same in any other partially ionized plasma. In the photosphere, the total elastic scattering collision frequency may far exceed the gyro-frequency (and this may even happen with electrons),

as it is demonstrated in our recent references (Vranjes & Krstic 2013; Vranjes & Kono 2014).

However, it is claimed that magnetic waves do exist and that they propagate in the photosphere and chromosphere (Jess et al. 2009; Kostik & Khomenko 2013). If this is a fact then we are definitely still missing a complete picture, and the understanding of magnetic waves in this weakly ionized environment remains elusive and unexplained.

The purpose of this work is to get some physical insight into the physics of waves in such an environment, and to find mechanisms which might allow for their existence.

4.1 Rotation of particle displacement plane in the presence of an Alfvén wave

In general, we may have two possible cases: with magnetized, and with unmagnetized particles. Let us assume that the background magnetic field is in z -direction, and it is perturbed in y -direction. This implies a perturbed electric field in x -direction in accordance with Faraday law. This geometry is presented in Fig. 5, and more details are given below in the text.

4.1.0.1 Unmagnetized particles. In the case of unmagnetized particles (the collision frequency ν_j above the gyro-frequency Ω_j) the effect of the Lorentz force is negligible. The particles are never able to perform a gyro-rotation, therefore their motion cannot have a drift character. In other words, the particle predominantly moves *in the direction of force*, which is the electric field force in the present case.

But in view of the discussion presented in the text above, due to the charge exchange, this applies to all of them. We are dealing with a mean force acting on the whole fluid. This motion is depicted in Fig. 5 by the lower part of the graph.

4.1.0.2 Magnetized particles When particles are magnetized, $\nu_j < \Omega_j$, their dominant motion is due to the $\vec{E} \times \vec{B}$ -drift (Chen 1988), and this drift motion is the same for both electrons and ions. The motion in the direction of force is only due to polarization drift (Vranjes & Kono 2014). Compared with the leading drift motion, the polarization drift is very small and the ratio of the two displacements is of the order of $\omega/\Omega_j \ll 1$.

So when an Alfvén wave propagates from below through the upper solar layers, *there must be a 90 degrees change of the displacement plane of the fluid* as it passes through regions with unmagnetized and magnetized particles. This is depicted in Fig. 5, compare the lower and the upper graphs describing the particle speed. This rotation of the displacement plane happens only once, when particles change their feature from being un-magnetized to being magnetized. Observers should be able to detect such a rotation.

This motion of *magnetized particles* can be described by starting from the momentum equation of the ion fluid, after keeping only terms essential for this discussion. Note that we are now in the frequency range when the collisions are relatively weak and we shall assume that the charge exchange plays no big role, so we have the usual friction force in the ion equation:

$$m_i \frac{d\vec{v}_i}{dt} = e (\vec{E} + \vec{v}_i \times \vec{B}) - m_i \nu_{ie} (\vec{v}_i - \vec{v}_e)$$

Here, $n \equiv n_i + n_n = n_{ef}$ and \vec{v} denotes the mean speed of both ions and their parental atoms. We have omitted the *friction with electrons* only for simplicity because it is not relevant for the charge exchange discussion. The number of electrons is and their distribution function are not changed in the process. But this term should be kept in a proper multi-component description.

The equation shows that in an ions-atoms mixture in any moment the total EM force per unit volume applies only on particles that are in that moment charged. Obviously, in the limit of vanishing neutrals (fully ionized plasma), Eq. (6) reduces to the usual ion momentum equation.

Note that this equation can be derived from first principles, starting from kinetic equations for a single heavy component (ions plus neutrals) and assuming that all of them have the effective charge q_{ef} , and that the number density $n_{ef} = n$.

Two alternative ways of its formal derivation are presented in Secs. 6, 7 below.

6 FORMAL DERIVATION OF MOMENTUM EQUATION

In a plasma where charge exchange occurs frequently, ions and neutrals are replacing each other in a very short time interval, so the equations of motion for ions and neutrals may be unified for the j th particle as:

$$\frac{d\vec{x}_j}{dt} = \vec{v}_j, \quad (7)$$

$$\frac{d\vec{v}_j}{dt} = \theta(t) \frac{e}{m} [\vec{E}(\vec{x}_j, t) + \vec{v}_j \times \vec{B}(\vec{x}_j, t)]. \quad (8)$$

Here $j = 1, 2, \dots, N_i, N_i + 1, \dots, N_i + N_n$, and $\theta(t)$ is a random function defined by

$$\theta(t) = \begin{cases} 1 & \text{for } t \in S_i \\ 0 & \text{for } t \in S_n, \end{cases} \quad (9)$$

and S_i and S_n are the charged state and neutral state, respectively. The masses of ions and neutrals are assumed to be equal, which is appropriate for a proton-Hydrogen plasma. Note that the number densities of ions and neutrals are preserved and the total charge density is as well. The electromagnetic fields are determined self-consistently by the Maxwell equations.

A microscopic density distribution function for the unified ion-neutral particles is introduced by

$$F(\vec{x}, \vec{v}, t) = \frac{1}{V} \sum_{j=1}^{N_i+N_n} \delta(\vec{x} - \vec{x}_j(t)) \delta(\vec{v} - \vec{v}_j(t)), \quad (10)$$

which allows us to express the current and density. We can further write

$$\begin{aligned} \frac{\partial}{\partial t} F(\vec{x}, \vec{v}, t) &= \frac{1}{V} \sum_{i=1}^{N_i+N_n} \frac{\partial}{\partial t} \delta(\vec{x} - \vec{x}_i(t)) \delta(\vec{v} - \vec{v}_i(t)) \\ &= \frac{1}{V} \sum_{i=1}^{N_i+N_n} \left(-\frac{d\vec{x}_i}{dt} \cdot \frac{\partial}{\partial \vec{x}} - \frac{d\vec{v}_i}{dt} \cdot \frac{\partial}{\partial \vec{v}} \right) \delta(\vec{x} - \vec{x}_i(t)) \delta(\vec{v} - \vec{v}_i(t)) \\ &= \left[-\vec{v} \cdot \frac{\partial}{\partial \vec{x}} - \theta(t) \frac{e}{m} (\vec{E} + \vec{v} \times \vec{B}) \cdot \frac{\partial}{\partial \vec{v}} \right] F_\alpha(\vec{x}, \vec{v}, t). \end{aligned}$$

So this yields

$$\frac{\partial F_\alpha}{\partial t} + \vec{v} \cdot \frac{\partial F_\alpha}{\partial \vec{x}} + \theta(t) \frac{e}{m} (\vec{E} + \vec{v} \times \vec{B}) \cdot \frac{\partial F_\alpha}{\partial \vec{v}} = 0. \quad (11)$$

Since the density distribution function F is not continuous and depends on the initial conditions of particles $\{\vec{x}_j(0), \vec{v}_j(0)\}$, we introduce an ensemble averaged distribution function over the most probable distribution of the initial conditions as

$$f(\vec{x}, \vec{v}, t) = \langle F(\vec{x}, \vec{v}, t) \rangle, \quad (12)$$

where $\langle F \rangle$ denotes an ensemble average over the initial conditions. Then the particle discreteness is expressed by

$$\delta F(\vec{x}, \vec{v}, t) = F(\vec{x}, \vec{v}, t) - \langle F(\vec{x}, \vec{v}, t) \rangle. \quad (13)$$

Obviously

$$\langle \delta F(\vec{x}, \vec{v}, t) \rangle = 0.$$

Since \vec{E} and \vec{B} depend on electrons as well, we can also introduce macroscopic and microscopic fields as

$$\vec{E} = \langle \vec{E} \rangle + \delta \vec{E}, \quad \vec{B} = \langle \vec{B} \rangle + \delta \vec{B}.$$

To simplify notation, in the following we use \vec{E} and \vec{B} instead of $\langle \vec{E} \rangle$ and $\langle \vec{B} \rangle$. Taking the ensemble average we obtain:

$$\frac{\partial f}{\partial t} + \vec{v} \cdot \frac{\partial f}{\partial \vec{x}} + \theta(t) \frac{e}{m} (\vec{E} + \vec{v} \times \vec{B}) \cdot \frac{\partial f}{\partial \vec{v}} = \left(\frac{\partial f}{\partial t} \right)_c, \quad (14)$$

where

$$\left(\frac{\partial f}{\partial t} \right)_c = - \langle \theta(t) \frac{e}{m} (\delta \vec{E} + \vec{v} \times \delta \vec{B}) \cdot \frac{\partial}{\partial \vec{v}} \delta F \rangle. \quad (15)$$

The right hand side in Eq. (14) represents the interaction among discrete particles through the electromagnetic fields, that is, collisional effects due to the discreteness. When the right hand side is omitted, the remaining equation is a generalized Vlasov equation for plasmas with frequent charge exchange phenomena.

Introducing a mean density and a mean velocity as

$$n = \int f d\vec{v} = n_i + n_n, \quad n\vec{v} = \int \vec{v} f d\vec{v},$$

and taking the first and second moments of the kinetic equation (without the collision terms for simplicity) gives

$$\frac{\partial n}{\partial t} + \nabla \cdot (n\vec{v}) = 0, \quad (16)$$

$$\frac{\partial}{\partial t} (n\vec{v}) + \nabla \cdot (n\vec{v} : \vec{v}) = \theta(t) \frac{ne}{m} (\vec{E} + \vec{v} \times \vec{B}). \quad (17)$$

When the two obtained equations are combined we obtain:

$$\frac{\partial \vec{v}}{\partial t} + \vec{v} \cdot \nabla \vec{v} = \theta(t) \frac{e}{m} (\vec{E} + \vec{v} \times \vec{B}). \quad (18)$$

We may take an average over the time longer than the characteristic time of charge exchange, and in this case

$$\bar{\theta}(t) = \frac{n_i}{n_i + n_n}.$$

Eq. (18) is the same as Eq. (6). This is a completely new result applicable for all processes satisfying the condition (1). Yet another way of deriving the common momentum equation for ions and their parental atoms is presented in the next section.

7 AN ALTERNATIVE DERIVATION OF THE COMMON MOMENTUM EQUATION (6)

We shall show that the momentum equation (6), which describes the common dynamics of all heavy particles (ions and neutrals) in the presence of frequent charge exchange, can be formally derived even by starting from the two separate momentum equations for ions and neutrals.

$$\frac{\partial f_i}{\partial t} + \vec{v} \cdot \nabla f_i + \frac{e_i}{m_i} [\vec{E}(\vec{x}, t) + \vec{v} \times \vec{B}(\vec{x}, t)] \cdot \frac{\partial f_i}{\partial \vec{v}} = \left(\frac{\partial f_i}{\partial t} \right)_c, \quad (19)$$

$$\frac{\partial f_n}{\partial t} + \vec{v} \cdot \nabla f_n = \left(\frac{\partial f_n}{\partial t} \right)_c, \quad (20)$$

where $f_\alpha(\vec{x}, \vec{v}, t)$ is an ensemble averaged distribution function of α species,

$$f_\alpha(\vec{x}, \vec{v}, t) = \frac{1}{V} \left\langle \sum_{j=1}^{N_\alpha} \delta(\vec{x} - \vec{x}_j(t)) \delta(\vec{v} - \vec{v}_j(t)) \right\rangle, \quad (21)$$

and $(\partial f_\alpha / \partial t)_c$ is a collision integral. In general electrons are involved in the collision integral which may be neglected for the present case and for charge exchange the density and momentum are conserved, that is,

$$\int \left(\frac{\partial f_\alpha}{\partial t} \right)_c d\vec{v} = 0, \quad \int \vec{v} \left(\frac{\partial f_\alpha}{\partial t} \right)_c d\vec{v} = 0.$$

Here we introduce a two-body distribution function by

$$f_{in}(\vec{x}, \vec{x}', \vec{v}, \vec{v}', t) = f_i(\vec{x}, \vec{v}, t) f_n(\vec{x}', \vec{v}', t),$$

and we get

$$\left\{ \frac{\partial}{\partial t} + \vec{v} \cdot \nabla + \vec{v}' \cdot \nabla' + \frac{e_i}{m_i} [\vec{E}(\vec{x}, t) + \vec{v} \times \vec{B}(\vec{x}, t)] \cdot \frac{\partial}{\partial \vec{v}} \right\} f_{in} = \left(\frac{\partial f_{in}}{\partial t} \right)_c, \quad \left(\frac{\partial f_{in}}{\partial t} \right)_c = f_n \left(\frac{\partial f_i}{\partial t} \right)_c + f_i \left(\frac{\partial f_n}{\partial t} \right)_c, \quad (22)$$

where

$$\int f_{in}(\vec{x}, \vec{x}', \vec{v}, \vec{v}', t) d\vec{x} d\vec{x}' d\vec{v} d\vec{v}' = n_i n_n. \quad (23)$$

For a two-species system with the same number of particles the two-body distribution function is expressed due to the one-to-one correspondence by

$$f(\vec{x}, \vec{x}', \vec{v}, \vec{v}', t) = n f(\vec{x}, \vec{v}, t) \delta(\vec{x} - \vec{x}') \delta(\vec{v} - \vec{v}') + C(\vec{x}, \vec{x}', \vec{v}, \vec{v}', t), \quad (24)$$

where the second term of RHS is a correlation function. However, in the case studied here, in general the numbers of ions and neutrals are different and Eq. (24) is not straightforwardly applicable to the present case. So now we introduce a center of density coordinate system through

$$\vec{R} = \frac{n_i \vec{x} + n_n \vec{x}'}{n_i + n_n}, \quad \vec{U} = \frac{n_i \vec{v} + n_n \vec{v}'}{n_i + n_n}, \\ \vec{r} = \frac{2(n_i \vec{x} - n_n \vec{x}')}{n_i + n_n}, \quad \vec{u} = \frac{2(n_i \vec{v} - n_n \vec{v}')}{n_i + n_n},$$

This transforms Eqs. (22, 24) into

$$\left\{ \frac{\partial}{\partial t} + \vec{U} \cdot \frac{\partial}{\partial \vec{R}} + \vec{u} \cdot \frac{\partial}{\partial \vec{r}} \right. \\ \left. + \frac{e_i}{m_i} \frac{n_i}{n_i + n_n} \left[\vec{E} \left(\frac{n_i + n_n}{2n_i} \left(\vec{R} + \frac{\vec{r}}{2} \right), t \right) \right. \right.$$

$$\left. + \frac{n_i + n_n}{2n_i} \left(\vec{U} + \frac{\vec{u}}{2} \right) \times \vec{B} \left(\frac{n_i + n_n}{2n_i} \left(\vec{R} + \frac{\vec{r}}{2} \right), t \right) \right] \\ \cdot \left(\frac{\partial}{\partial \vec{U}} + 2 \frac{\partial}{\partial \vec{u}} \right) \left. \right\} f_{in} = \left(\frac{\partial f_{in}}{\partial t} \right)_c, \\ f_{in} d\vec{x} d\vec{v} d\vec{x}' d\vec{v}' = \left[\frac{n_i n_n}{n_i + n_n} F_{in}(\vec{R}, \vec{U}, t) \right. \\ \left. \times \left\langle \delta \left(\vec{r} - 2 \frac{n_i - n_n}{n_i + n_n} \vec{R} \right) \delta \left(\vec{u} - 2 \frac{n_i - n_n}{n_i + n_n} \vec{U} \right) \right\rangle \right. \\ \left. + C_{in}(\vec{R}, \vec{U}, \vec{r}, \vec{u}, t) \right] d\vec{R} d\vec{U} d\vec{r} d\vec{u}, \quad (25)$$

where we have used

$$\vec{x} - \vec{x}' = \frac{(n_i + n_n)^2}{4n_i n_n} \left(\vec{r} - 2 \frac{n_i - n_n}{n_i + n_n} \vec{R} \right).$$

The volume element of the phase space is preserved as

$$f_{in}(\vec{x}, \vec{x}', \vec{v}, \vec{v}', t) d\vec{x} d\vec{v} d\vec{x}' d\vec{v}' = F_\alpha(\vec{R}, \vec{U}, \vec{r}, \vec{u}, t) d\vec{R} d\vec{U} d\vec{r} d\vec{u}.$$

The coefficient of $F_{in}(\vec{R}, \vec{U}, t)$ in the RHS of Eq. (25) is uniquely determined by the condition that it is symmetric with respect to the species and proportional to N . From Eqs. (23, 25) we have

$$\int F_{in} d\vec{R} d\vec{U} = n_i + n_n. \quad (26)$$

When charge exchange is so frequent that ions and neutrals are supposed to behave together, the second term of the RHS of Eq. (25) is neglected compared with the first term. Integrating Eq. (25) over \vec{r} and \vec{u} yields

$$\left[\frac{\partial}{\partial t} + \vec{U} \cdot \frac{\partial}{\partial \vec{R}} + \frac{\vec{F}}{m_i} \cdot \frac{\partial}{\partial \vec{U}} \right] F_{in}(\vec{R}, \vec{U}, t) = 0, \quad (27)$$

$$\vec{F} = e_i \frac{n_i}{n_i + n_n} \left[\vec{E}(\vec{R}, t) + \vec{U} \times \vec{B}(\vec{R}, t) \right],$$

where we have used

$$\int \left(\frac{\partial f_{in}}{\partial t} \right)_c d\vec{u} d\vec{r} = 0. \quad (28)$$

Eq. (27) is a generalized Vlasov kinetic equation for the species with an effective charge q_{ef} which we introduced earlier in the text, see Eq. (2). So now, following the well-known procedure, it directly yields all fluid equations as zero-momentum (continuity equation), the first momentum (equation of motion (6)), etc.

8 APPLICATION TO ALFVÉN WAVES

In Fig. 5, a plain-polarized wave is assumed just to explain the basic features, which is fine most of the time for large wavelengths $k\lambda_i \ll 1$, $\lambda_i = c/\omega_{pi}$, $\omega_{pi}^2 = e^2 n_{i0}/(\epsilon_0 m_i)$. But in general any direction of the perturbed perpendicular field is possible (i.e., we should allow for a circular polarization). So we may have $\vec{B}_1 = B_x \vec{e}_x + B_y \vec{e}_y$ and similar for the electric field.

Using momentum equation for inertialess electrons we have

$$\vec{E} = -\vec{v}_e \times \vec{B}. \quad (29)$$

In the present case, for the time scales determined by (1), the current is produced by all heavy species and by electrons, $\vec{j} = q_{ef}n_{ef}\vec{v} - en_e\vec{v}_e$, which with the help of Ampère law yields

$$\vec{v}_e = \vec{v} - \frac{1}{\mu_0 en_i} \nabla \times \vec{B}. \quad (30)$$

This is used in Eq. (29) and the resulting expression is further used in the Faraday law which finally yields

$$\frac{\partial \vec{B}}{\partial t} = \nabla \times (\vec{v} \times \vec{B}) - \frac{1}{\mu_0 en_i} \nabla \times [(\nabla \times \vec{B}) \times \vec{B}]. \quad (31)$$

We now linearize our new momentum equation (6), and we eliminate the electric field with the help of the Faraday law $E_x = \omega B_y/k$, $E_y = -\omega B_x/k$,

$$\vec{v} = \frac{ien_i}{m_i \omega n} \left[\left(\frac{\omega B_y}{k} + v_y B_0 \right) \vec{e}_x - \left(\frac{\omega B_x}{k} - v_x B_0 \right) \vec{e}_y \right]. \quad (32)$$

We further linearize Eq. (31), and we have a closed set for \vec{B}_1, \vec{v}_1 . This yields the following dispersion equation:

$$\omega^4 - 2\omega^2 k^2 v_a^2 \left[1 + \left(1 + \frac{n_{n0}}{n_{i0}} \right) \frac{k^2 \lambda_i^2}{2} \right] + k^4 v_a^4 = 0. \quad (33)$$

Here,

$$v_a^2 = B_0^2 / [\mu_0 m_i (n_{i0} + n_{n0})] \quad (34)$$

is the Alfvén speed which includes both ions and neutrals. This can be written as:

$$\omega^2 = k^2 v_a^2 \left\{ 1 + \left(1 + \frac{n_{n0}}{n_{i0}} \right) \frac{k^2 \lambda_i^2}{2} \pm \left(1 + \frac{n_{n0}}{n_{i0}} \right)^{1/2} k \lambda_i \times \left[1 + \left(1 + \frac{n_{n0}}{n_{i0}} \right) \frac{k^2 \lambda_i^2}{4} \right]^{1/2} \right\}. \quad (35)$$

Setting $n_{n0} = 0$ yields a solution well-known from the literature Almaguer (1992), with corrections containing the small parameter $k\lambda_i$ which gives so called left and right circularly polarized waves. In the usual AW limit $k\lambda_i \ll 1$ this yields

$$\omega^2 = k^2 v_a^2. \quad (36)$$

In any particular moment, all particles (both charged and uncharged) take part in low-frequency perturbations, and this is reflected in the expression for the AW speed.

9 PROVING THE THEORY

I. There are numerous reports about the presence of Alfvén waves in the lower solar atmosphere. If this is taken as a fact then this might be understood as a plausibility of the theory presented here because the friction, when calculated in the usual way, destroys them instantly.

II. The presence of the waves can only be explained with the help of charge exchange, as described with our Fig. 5, which is important for the theory presented here. If such a rotation of the Alfvén wave plane could be verified by observations, this alone would mean the verification of the theory as well.

To help observers in detecting the twist presented in Fig. 5, here we give some more details about possible locations (altitudes) where such a transformation can take place. So the wave features depend on the ratio

$$\nu_i / \Omega_i. \quad (37)$$

Here, ν_i is the most dominant collision frequency for ions. As shown in Vranjes & Krstic (2013), this can be either ν_{in} or ν_{ii} , and this is dependent on the altitude. Now, important to stress is that in both cases the collision frequency contains the cross section for total elastic scattering. For ion-neutral collisions this cross section is determined self-consistently and it contains effects of the charge exchange. From Fig. 1 in Vranjes & Krstic (2013) it may be seen that elastic scattering cross section is roughly by a factor 4 greater than the charge exchange cross section (which we used in Fig. 3 in the present work).

So using very accurate values from Vranjes & Krstic (2013), and for the magnetic field of the same shape as used previously in the text, $B = B_0 \exp[-h/250]$, we can now check at which altitudes the ratio (37) is equal to unity. The wave is expected to change its polarization plane around this altitude. From the graphs in Vranjes & Krstic (2013) it may be seen that even assuming an exceptionally strong magnetic field $B_0 = 0.1$ T, we have $\nu_{in} > \Omega_i$ up to roughly $h = 1400$ km. But from this altitude and above, Coulomb collisions become dominant so $\nu_{ii} > \Omega_i$ and protons remain unmagnetized.

A big drop in the Coulomb collision frequency takes place only somewhere above $h = 2400$ km. So only at these altitudes, or higher, the mentioned twist of the wave plane should be expected.

This all holds on condition that the assumed variation of the magnetic field is valid. But even if we keep the magnetic field $B_0 = 0.1$ T constant with altitude, the protons will remain unmagnetized for some 800 kilometers. Therefore the change of the wave plane cannot possibly happen below this altitude. We believe these should be clear indicators for observers; the wave twist should be taking place in the range 800-2400 km in the lower atmosphere. With some more accurate values for the magnetic field the altitude can be pinpointed far more precisely.

III. The estimated Alfvén wave speed which can be found in some references (Jess et al. 2009) is around 22 km/s, with the magnetic field which they assumed to be 0.1 T. Such a speed can only be obtained if the number density involved [see Eq. (34) in the previous section] has the value $n = 10^{22} \text{ m}^{-3}$. We note that the ion number density in the photosphere is several orders of magnitude below this value (Fontenla et al. 1993), so the density which enters the expression for the Alfvén speed is in fact the density of neutrals n_{n0} , as expected from our analysis. This looks like a rather convincing proof of our theory.

However, it is necessary to stress that such an expression for the Alfvén speed with the neutral density has been used in the past in the usual MHD descriptions as well. In fact, it can even be obtained analytically under certain conditions (Kulsrud & Pearce 1969). In such a modeling there are two propagation windows for Alfvén waves, determined either by the amount of collisions or equivalently by the wave length. In other words, there is a range of parameters for which the wave cannot propagate and this has been known for more than half a century (Kulsrud & Pearce 1969). We have discussed these issues in detail in our recent work Vranjes & Kono (2014). But MHD theory cannot provide a self-consistent explanation for the issue of magne-

tization of particles and the presence of waves; it operates with guiding center of mass and not with actual particles. Even drift motion cannot be described within such a rough model. The magnetized particles are an underlying assumption in MHD theory; in other words, plasma is by definition affected by the magnetic field.

Contrary to this, our theory includes the charge exchange, it is based on the single condition (1), and the theory works regardless if particles are magnetized or not, hence the predicted twist of the wave plane in Fig. 5. Note also that there are no two propagation windows in our theory, the wave propagates for any parameters.

IV. Yet another practical way of proving our theory may be deduced by analyzing displacement speed of the plasma involved in wave motion. As discussed in Sec. 4, the nature of displacement depends on magnetization.

In the upper layers with magnetized particles the leading order speed is due the $\vec{E} \times \vec{B}$ -drift

$$v_E = \frac{E_1}{B_0} = \frac{\omega B_1}{k B_0}. \quad (38)$$

In this expression it might be appropriate to set $\omega/k = c_a$, where $c_a = B_0/(\mu_0 m_i n_{i0})$. This because the charged species are subject to drift motion, they are magnetized, which implies that the number of neutrals is considerably reduced so the Alfvén speed contains ion density only.

In the lower layers our new momentum equation (6) applies. The dominant motion must be due to the electric field force. The speed of this direct motion from Eq. (6) is:

$$v_{dir} = \frac{en_i}{m_i \omega n} E_1 = \frac{\Omega_i}{\omega} \frac{n_{i0}}{n_{i0} + n_{n0}} \frac{\omega B_1}{k B_0}. \quad (39)$$

In this case we know that $\omega/k = v_a$, where v_a is given by Eq. (34). Assume now that the wave occupies the whole region, with magnetized particles in the upper layers and with the environment where the charge exchange plays the main role in the lower layers, and that the frequency is the same in both regions. If we further assume that the magnetic field perturbation is the same (which may be a very rough assumption), this yields:

$$\frac{v_{dir}}{v_E} = \frac{\Omega_i}{\omega} \left(\frac{n_{i0}}{n_{i0} + n_{n0}} \right)^{3/2}. \quad (40)$$

Obviously, both terms on the right-hand side are altitude dependent. The minimum value of the second term is 10^{-9} but it increases with altitude. The first term can be huge, so the ratio of the two speeds can have any value. For example, taking parameters from Jess et al. (2009), the speed ratio at the temperature minimum may become of the order on unity. But the estimate formula (40) is rough due to various reasons; one obvious is that the ratio B_1/B_0 cannot be the same in both regions. The equilibrium magnetic field changes with the altitude and the value for B_1 is hard to guess.

But it is definitely possible to find differences in the displacement speeds for the two regions by using the expressions (38, 39) as they are, without further assumptions, and then calculate the speed by using the parameters from observations.

V. The Alfvén speed introduced in Eq. (34) includes the neutral density, which changes for about 6 orders of magnitude. Being under the square root, this implies that the

speed changes by a factor 1000 if the magnetic field is constant. Though the magnetic field changes as well, but there exist models for its variation, so the resulting changes in the speed could be measured.

10 SUMMARY

The analysis presented here leads to the following conclusions:

a) For low-frequency processes, particles (ions and neutrals) in plasma where charge exchange is taking place should be treated as a single fluid with an effective charge as calculated in the text.

b) In a plasma like the solar photosphere, the low-frequency magnetic waves can propagate even if particles are not magnetized. This is due to the fact that it is not possible to separate particles into two different populations as charged and neutral species, therefore there can be no friction force between ions and neutrals in the usual sense of its meaning.

c) Because of the charge exchange, all particles take part in low-frequency electromagnetic perturbations. This is the reason why electrodynamic theory is needed in an environment like the photosphere, and not a pure fluid theory as in the terrestrial seas, in spite of the fact that the conductivity in these two environments is practically the same.

The frequent charge exchange induces one fluid of ions and neutrals and as such, collisions between ions and neutrals are absorbed in such a collisionless one fluid. So the characteristic frequency which needs to be compared with the cyclotron frequency is no longer the collision frequency but the fluid oscillation frequency. In this sense one fluid is magnetized (or magnetic) although the charge density is reduced. Eq. 6 is no longer an equation for single particle.

d) The effects described here are principally different from the classic MHD interpretation which predicts two propagation windows for the Alfvén waves in a weakly ionized environment. Such a behavior within MHD description is caused by the friction between ions and neutrals. The charge exchange effects discussed here have a completely different nature, and the analysis presented in the work suggests, in average, the absence of ion-neutral friction. We expect that the flux of Alfvén waves eventually coming from the photosphere could be considerably modified, and their role in the heating of upper layers should be reconsidered.

e) The theory presented here explains why magnetic waves can still propagate in an environment in which ions are obviously not magnetized. In application to the lower solar atmosphere, the results presented here predict that the plane of displacement of the fluid must change by 90 degrees when an Alfvén wave propagates from the area where particles are un-magnetized (photosphere) to the area where they are magnetized (chromosphere). Providing some accurate values for the magnetic field, in view of the most accurate cross sections we are using here, and the corresponding collision frequencies, we are able to very accurately determine altitudes at which particle magnetization changes.

In the present study we have been focused on charge exchange as the most dominant of all inelastic collisions, which is in the same time a rather specific inelastic effect because

it preserves the number density of all particles involved in it. In application to the lower solar atmosphere, other inelastic collisions, like radiative recombination and 3-body recombination, are known to be far less frequent (Vranjes & Poedts 2006), with maximum frequencies of the order of a few tens of Hz only.

ACKNOWLEDGMENTS

J.V. acknowledges a) the financial support from the Spanish Ministry of Economy and Competitiveness (MINECO) under the 2011 Severo Ochoa Program MINECO SEV- 2011-0187, and b) fruitful discussions with M. Collados and E. Khomenko.

M. Luna acknowledges the support by the Spanish Ministry of Economy and Competitiveness through projects AYA2011-24808, AYA2010-18029 and AYA2014-55078-P. This work contributes to the deliverables identified in FP7 European Research Council grant agreement 277829, “Magnetic Connectivity through the Solar Partially Ionized Atmosphere” (PI: E. Khomenko).

REFERENCES

- Almaguer J. A., 1992, *Phys. Fluids B*, 4, 3443
- Branden B. H., McDowell M. R. C., 1992, *Charge Exchange And The Theory of Ion-Atom Collisions*. Clarendon Press, Oxford
- Chen F. F., 1988, *Introduction to Plasma Physics and Controlled Fusion*. Plenum Press, New York
- Dalgarno A., 1958, *Phil. Trans. R. Soc. Lond. A*, 250, 426
- Eichler J., 2005, *Lectures On Ion-Atom Collisions*. Elsevier, Amsterdam
- Fontenla J. M., Avrett E. H., Loeser R., 1993, *ApJ*, 406, 319
- Glassgold A. E., Krstic P. S., Schultz D. R., 2005, *ApJ*, 621, 808
- Haerendel G., 1992, *Nature*, 360, 241
- Jess D. B., Mathioudakis M., Erdélyi R., Crockett P. J., Keenan F. P., Christian D. J., 2009, *Science*, 323, 1582
- Kostik R., Khomenko E., 2013, *A&A*, 559, A107
- Krstic P. S., Schultz D. R., 1998, *Atomic and Plasma-Material Interaction Data for Fusion Vol. 8*. IAEA, Vienna
- Krstic P. S., Schultz D. R., 1999a, *J. Phys. B: At. Mol. Opt. Phys.*, 32, 3485
- Krstic P. S., Schultz D. R., 1999b, *Phys. Rev. A*, 60, 2118
- Kulsrud R., Pearce W. P., 1969, *ApJ*, 156, 445
- Raizer Y. P., 1991, *Gas Discharge Physics*. Springer-Verlag, Berlin Heidelberg
- Vranjes J., Poedts S., 2006, *Phys. Lett. A*, 348, 346
- Vranjes J., Krstic P. S., 2013, *A&A*, 554, A22
- Vranjes J., Kono M., 2014, *Phys. Plasmas*, 21, 012110
- Vranjes J., 2014, *MNRAS*, 445, 1614

This paper has been typeset from a \TeX / \LaTeX file prepared by the author.