

The force on a boundary in active matter

Wen Yan¹
and John F. Brady^{2†}

¹Department of Mechanical & Civil Engineering, California Institute of Technology, Pasadena, CA 91106, USA

²Divisions of Chemistry & Chemical Engineering and Engineering & Applied Science, California Institute of Technology, Pasadena, CA 91106, USA

(Received xx; revised xx; accepted xx)

We present a general theory for determining the force (and torque) exerted on a boundary (or body) in active matter. The theory extends the description of passive Brownian colloids to self-propelled active particles and applies for all ratios of the thermal energy $k_B T$ to the swimmer's activity $k_s T_s = \zeta U_0^2 \tau_R / 6$, where ζ is the Stokes drag coefficient, U_0 is the swim speed and τ_R is the reorientation time of the active particles. The theory has a natural microscopic length scale over which concentration and orientation distributions are confined near boundaries, but the microscopic length does not appear in the force. The swim pressure emerges naturally and dominates the behavior when the boundary size is large compared to the swimmer's run length $\ell = U_0 \tau_R$. The theory is used to predict the motion of bodies of all sizes immersed in active matter.

Key words: Authors should not enter keywords on the manuscript.

1. Introduction

The behavior of self-propelled objects such as bacteria, algae, and synthetic Janus particles has become a dynamic field of research, both for the ‘swimming’ of individual particles (Lauga & Powers 2009), and for the collective behavior of active suspensions (Toner *et al.* 2005). Owing to the particles’ self motion, active matter can spontaneously phase separate into dense and dilute regions (Cates *et al.* 2010; Bialké *et al.* 2013; Buttinoni *et al.* 2013; Stenhammar *et al.* 2013; Palacci *et al.* 2013; Wysocki *et al.* 2014; Fily & Marchetti 2012; Takatori *et al.* 2014; Yang *et al.* 2014; Stenhammar *et al.* 2014; Takatori & Brady 2015) and can move collectively under an orienting field (Takatori & Brady 2014).

Recently, the swim pressure (Takatori *et al.* 2014; Yang *et al.* 2014) was introduced as a new perspective on the behavior of active matter. The swim pressure is the pressure needed to confine active particles and is analogous to the osmotic pressure of Brownian colloids. The dilute limit ‘ideal gas’ swim pressure $\Pi^{swim} = n\zeta U_0^2 \tau_R / 6$ (in 3D), where n is the number density of active particles, ζ is their drag coefficient, U_0 is the swim speed, and τ_R is their reorientation time. The swim pressure, or stress, is defined as the moment of the swim force $\langle \boldsymbol{\sigma}^{swim} \rangle = -n \langle \mathbf{x} \mathbf{F}^{swim} \rangle$, where $\mathbf{F}^{swim} = \zeta U_0 \mathbf{q}$, with \mathbf{q} the orientation vector of the swimmer and \mathbf{x} its position. The ‘moment arm’ for the swim stress is the swimmer’s run length, $\ell = U_0 \tau_R$.

The swim pressure is an average over the reorientation time τ_R , which implies an

† Email address for correspondence: jfbrady@caltech.edu

average over the run length ℓ . The swim pressure is only defined on, and applies for, lengths greater than the run length. And its use to compute forces on boundaries necessitates that the boundary or macroscopic length scale, L , be much larger than the run length (Yan & Brady 2015). What happens when the length scale of interest is not large compared to the run length? Can we extend the notion of the swim pressure to such situations? Or more generally, how does the swim pressure emerge from a more microscopic description?

In this paper we provide such a microscopic theory and show how the swim pressure arises naturally. The theory is an extension of the well-known dynamics of passive colloidal particles to active colloidal particles, and will allow us to compute forces and torques on bodies and thus predict their motion in response to the swimmers' activity.

2. Theory

For active colloidal particles there are three characteristic lengths: (i) the macroscopic length scale L , (ii) the run length $\ell = U_0\tau_R$ and (iii) a microscopic length $\delta = \sqrt{D_T\tau_R}$, where D_T is the translational diffusivity of the active particles. Although in a typical application we expect $L > \ell \gg \delta$, the theory we present is valid for any ratio of length scales.

Active Brownian particles (ABP) are governed by the Smoluchowski equation for the probability density for finding a swimmer at \mathbf{x} with orientation \mathbf{q} :

$$\frac{\partial P(\mathbf{x}, \mathbf{q}, t)}{\partial t} + \nabla \cdot \mathbf{j}^T + \nabla_R \cdot \mathbf{j}^R = 0. \quad (2.1)$$

The translational and rotational fluxes are: $\mathbf{j}^T = (U_0\mathbf{q} + \mathbf{F}^P/\zeta - D_T\nabla \ln P)P$, and $\mathbf{j}^R = -D_R\nabla_R P$, where $\nabla_R = \mathbf{q} \times \nabla_{\mathbf{q}}$ is the orientational gradient operator. For a spherical swimmer of radius a , $\zeta = 6\pi\eta a$, $D_T = k_B T/6\pi\eta a$, $D_R (= 1/\tau_R) = k_B T/8\pi\eta a^3$ and the microscopic length scale $\delta = \sqrt{D_T/D_R} = \sqrt{4/3}a$.

At a boundary surface the normal component of the translational flux must vanish, $\mathbf{n} \cdot \mathbf{j}^T = 0$. If there were no translational Brownian motion or boundary force, then $U_0(\mathbf{n} \cdot \mathbf{q})P = 0$, which means that either (i) $U_0 = 0$ or (ii) $\mathbf{n} \cdot \mathbf{q} = 0$ or (iii) $P = 0$ at the surface; none of which is true in general. It is essential to have a strong enough boundary force (\mathbf{F}^P) or translational Brownian diffusion (or both, or hydrodynamics) to prevent particle crossing. As is well known in colloidal dynamics, a hard-particle repulsive force is infinite and nonzero only at the boundary surface and the no flux condition is satisfied via the Brownian flux.

Rather than use a finite range and amplitude boundary force or hydrodynamic lubrication interactions to prevent particle flux, we choose to use D_T as this is the simplest to implement theoretically and most easily reveals the underlying physics. It is important to note that whatever means is used to prevent active particles from crossing a boundary it will introduce a microscopic length scale δ . As we shall see, for pressures and forces, δ will not appear in the final results. Any of the mechanisms would produce the same behavior.

Indeed, Ezhilan *et al.* (2015) recently examined active particles in 2D confined between two walls without translational Brownian motion ($D_T \equiv 0$) and showed that the problem could be modeled with two regions: freely swimming bulk behavior connected to a singular surface layer of particles in contact with the walls. The action of translational Brownian motion is to spread this singular surface layer over the microscopic thickness δ adjacent to the walls, as is standard in boundary-layer theory. Our planner 2D results are in agreement with their findings.

The Smoluchowski equation applies for all length and time scales but its solution in any but the simplest situations is challenging. We need a simplified description that captures the essential physics, and, more importantly, provides insight into the general behavior and can explain phenomena without detailed calculations. Consider a body immersed in a dilute suspension of ABPs. With $\mathbf{F}^P = 0$, the force the active colloidal particles exert on the body is given exactly by (Brady 1993; Squires & Brady 2005) $\mathbf{F} = -k_B T \int_{S_B} P(\mathbf{x}, \mathbf{q}, t) \mathbf{n} dS$, where \mathbf{n} is the outer normal to the body surface as shown in Fig. 3. The force averaged over the orientation of the active particles is

$$\langle \mathbf{F} \rangle_{\mathbf{q}} = -k_B T \int_{S_B} n(\mathbf{x}, t) \mathbf{n} dS, \quad (2.2)$$

where $n(\mathbf{x}, t) \equiv \int P(\mathbf{x}, \mathbf{q}, t) d\mathbf{q}$ is the number density of swimmers.

The conservation equations for the zeroth and first moments of the Smoluchowski equation are (Saintillan & Shelley 2015):

$$\frac{\partial n}{\partial t} + \nabla \cdot \mathbf{j}_n = 0, \quad \mathbf{j}_n = U_0 \mathbf{m} - D_T \nabla n, \quad (2.3)$$

$$\frac{\partial \mathbf{m}}{\partial t} + \nabla \cdot \mathbf{j}_m + 2D_R \mathbf{m} = 0, \quad (2.4)$$

$$\text{with } \mathbf{j}_m = U_0 \mathbf{Q} + \frac{1}{3} U_0 n \mathbf{I} - D_T \nabla \mathbf{m}, \quad (2.5)$$

where $\bar{\mathbf{m}}(\mathbf{x}, t) = \int \mathbf{q} P(\mathbf{x}, \mathbf{q}, t) d\mathbf{q}$ is the polar order field, and $\mathbf{Q}(\mathbf{x}, t) = \int (\mathbf{q}\mathbf{q} - \frac{1}{3} \mathbf{I}) P(\mathbf{x}, \mathbf{q}, t) d\mathbf{q}$ is the nematic order field. Since the force on a body only involves the number density at the surface, we can use the simplest closure of the hierarchy $\mathbf{Q} = 0$. We show below (and discuss in Appendix B) that this closure is sufficient to achieve good accuracy and reveals the essential physics.

Two remarks will help understand the structure of the moment equations. First, when departures from uniformity vary slowly, the \mathbf{m} -field equation has a balance between the ‘sink’ term and the gradient in the concentration, $2D_R \mathbf{m} \approx -\frac{1}{3} U_0 \nabla n$, which gives a diffusive flux in the concentration field that incorporates the swim diffusivity: $\mathbf{j}_n \approx -(D_T + \frac{1}{6} U_0^2 \tau_R) \nabla n$. Second, at the other extreme when variations are rapid, the \mathbf{m} -field has a natural screening length where diffusion balances the sink: $D_T \nabla^2 \mathbf{m} \approx 2D_R \mathbf{m}$. This screening length is proportional to the microscopic length $\delta = \sqrt{D_T / D_R}$. The screening length plays a fundamental, but unusual, role in active matter—it is essential in order to have a well-posed problem and there will be rapid variations in properties on the scale of δ , but in the limit where $\delta \ll \ell, L$, the microscopic length does not appear in the active pressure or in the forces and torques on boundaries. The athermal limit ($D_T \rightarrow 0$) is singular and D_T can only be set to zero *after* the limit is taken.

3. Examples

First, we consider an infinite flat plate with normal along the z -direction; there is no macroscopic length scale. The n - and \mathbf{m} -fields are subject to no flux at $z = 0$: $\mathbf{n} \cdot \mathbf{j}_{n,m} = 0$ and a uniform concentration and no polar order as $z \rightarrow \infty$: $n \sim n^\infty$ and $\mathbf{m} \sim 0$. The concentration and polar order fields are simple exponentials

$$n = n^\infty \left(1 + \frac{1}{6} (\ell/\delta)^2 e^{-\lambda z}\right), \quad m_z = -n^\infty \frac{1}{6} (\lambda \ell) e^{-\lambda z}, \quad (3.1)$$

where $\lambda = \sqrt{2(1 + \frac{1}{6} (\ell/\delta)^2)}/\delta$ is the inverse screening length.

The concentration at the wall, $n(0) = n^\infty (1 + \frac{1}{6} (\ell/\delta)^2)$, is independent of the closure, always exceeds that far away, and can become very large as $(\ell/\delta) \rightarrow \infty$. This ‘infinite’

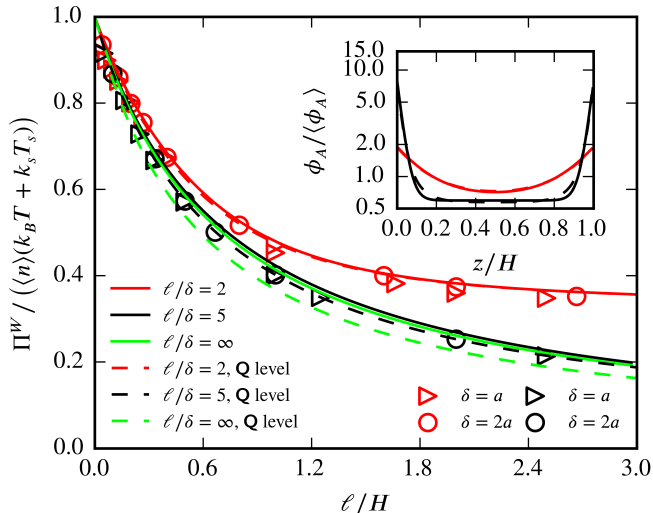


FIGURE 1. Π^W of ABPs confined between parallel walls in 2D. The inset shows the area fraction distribution $\phi(z)$. Here, $\ell = U_0 \tau_R$ is the run length and $\delta = \sqrt{D_T \tau_R}$ is the microscopic length. The swimmer radius is a .

concentration applies for a *dilute* suspension. It is not a build-up associated with a finite concentration of active particles. Rather, it is the singularity alluded to earlier that results if translational Brownian motion (or a microscopic length) is not considered.†

Even though the concentration can become arbitrarily large, the force per unit area or pressure on the wall from the microscopic force definition (2.2) is finite and *independent* of δ : $\Pi^W = n(0)k_B T = n^\infty(k_B T + k_s T_s)$, where we have defined the swimmer’s ‘activity’ $k_s T_s = \zeta U_0^2 \tau_R / 6 = k_B T (\ell/\delta)^2 / 6$. We recognize the pressure on the wall as the *active pressure*—the sum of the osmotic pressure of Brownian particles plus the swim pressure. And note that this is true regardless of the relative magnitudes of $k_B T$ and $k_s T_s$. Also, the ratio $(\ell/\delta)^2 = 6D^{swim}/D_T = U_0 \ell / D_T = Pe_\ell$ is a Péclet number based on the run length measuring the relative importance of swimming to Brownian diffusion.

The second problem is active Brownian particles confined between two parallel plates separated by a distance H . The concentration distribution is $n(z)/n_0 = 1 + \frac{1}{6}(\ell/\delta)^2 [\sinh(\lambda z) + \sinh(\lambda(H - z))]/\sinh(\lambda H)$, where the constant n_0 is related to the average number density of ABPs in the channel $\langle n \rangle = \int_0^H n(z) dz / H$. The concentration is identical at both walls and is the same as for a single wall with n_0 replacing n^∞ . In the limit of large λH , corresponding to $\delta \ll H$, and when $\delta \ll \ell$, $n_0 \sim \langle n \rangle [1 + (\ell/H)/\sqrt{3}]^{-1}$ and the pressure at the walls becomes

$$\Pi^W = \langle n \rangle \left(k_B T + \frac{k_s T_s}{1 + (\ell/H)/\sqrt{3}} \right). \quad (3.2)$$

As for a single wall the pressure is independent of the microscopic length scale δ but now depends on the ratio of the run length to the macroscopic scale ℓ/H . We shall see that this behavior is generic—the influence of the run length enters as ℓ/L . In a simulation study Ray *et al.* (2014) observed that the pressure in a channel depends on the gap spacing as predicted by (3.2). (In 2D the coefficient is $1/\sqrt{2}$).

Figure 1 compares the concentration profile and pressure for a channel from the theory

† The active particle size a must be taken into account in defining the no flux surface $z = 0$.

with results from ABP dynamic simulations (Appendix A). Also shown are the theoretical predictions from closing the hierarchy at the next level including the nematic order field \mathbf{Q} as described in Appendix B. The \mathbf{m} -field closure is sufficient, both qualitatively and quantitatively.

The next problems are the concentration and pressure distribution in 3D outside and inside a sphere, and in 2D outside and inside a circle, of radius R . Symmetry dictates that $n(\mathbf{x}) = n^\infty f(r)$ and $\mathbf{m}(\mathbf{x}) = n^\infty \mathbf{x}g(r)$, where $f(r)$ and $g(r)$ are scalar functions of r . The exterior solution in 3D has the form of an exponentially screened concentration reminiscent of Debye screening

$$\frac{n(r)}{n^\infty} = 1 + \frac{1}{6}(\ell/\delta)^2 \frac{1}{1 + (1 + \lambda R)(\delta/R)^2} \frac{R}{r} e^{-\lambda(r-R)}, \quad (3.3)$$

and similarly for the \mathbf{m} -field. In 2D Bessel functions replace the exponential:

$$\frac{n(r)}{n_A^\infty} = 1 + \frac{2(\ell/\delta)^2 K_0(\lambda' r)}{K_0(\lambda' R)[2 - (\ell/\delta)^2] + K_2(\lambda' R)[2 + (\ell/\delta)^2]}, \quad (3.4)$$

where the 2D inverse screening length $\lambda' = \sqrt{1 + \frac{1}{2}(\ell/\delta)^2}/\delta$, $K_{0,2}$ are the modified Bessel functions and n_A^∞ is the area number density at infinity. For large $\lambda' r$ the concentration disturbance decays as $\sim e^{-\lambda' r}/\sqrt{r}$.

The pressure at the sphere surface in the dual limits $\delta \ll \ell$ and $\delta \ll R$, but for arbitrary ℓ/R , is

$$\Pi^{ext}(R) = n^\infty \left(k_B T + \frac{k_s T_s}{1 + (\ell/R)/\sqrt{3}} \right), \quad (3.5)$$

while for the circle

$$\Pi_{2D}^{ext}(R) = n_A^\infty \left(k_B T + \frac{k_s T'_s}{1 + (\ell/R)/\sqrt{2}} \right), \quad (3.6)$$

where $k_s T'_s = \zeta U_0^2 \tau_R / 2$ is the activity in 2D. We again see the effect of the finite run length entering as ℓ/R

For the spherical interior problem the concentration field is given by

$$\frac{n(r)}{n(0)} = 1 + \frac{\frac{1}{6}(\ell/\delta)^2 (\sinh(\lambda r)/(\lambda r) - 1)}{\frac{1}{6}(\ell/\delta)^2 + (1 + (\delta/R)^2) \sinh(\lambda R)/(\lambda R) - (\delta/R)^2 \cosh(\lambda R)}, \quad (3.7)$$

while for the interior problem in 2D

$$\frac{n(r)}{n_A(0)} = 1 + \frac{2(\ell/\delta)^2 (I_0(\lambda' r) - 1)}{2(\ell/\delta)^2 + (2 - (\ell/\delta)^2) I_0(\lambda' R) + (2 + (\ell/\delta)^2) I_2(\lambda' R)}, \quad (3.8)$$

with $I_{0,2}$ modified Bessel functions. In the dual limits $\delta \ll \ell$, $\delta \ll R$, the interior pressure in 2D is identical to (3.6) with $\langle n_A \rangle$ replacing n_A^∞ .

Figure 2 compares the predicted results in 2D for the exterior and interior problems with ABP simulations and the next level \mathbf{Q} theory. (By symmetry $\mathbf{Q} = h(r)\mathbf{I} + s(r)\mathbf{x}\mathbf{x}$). Again, the \mathbf{m} -level theory is quantitatively accurate unless $R/\delta < 5$.

By symmetry there is no net force on a sphere or a circle in an active suspension. The Brownian osmotic pressure is independent of both δ and ℓ (as is must be) and thus the integral of the constant Brownian osmotic pressure over the surface of *any* body will be zero.

From the examples the swim pressure has a correction due to the finite run length, $\Pi^{swim} \sim k_s T_s / [1 + \alpha(\ell/R)]$, where α is a constant and R is the curvature of the body.

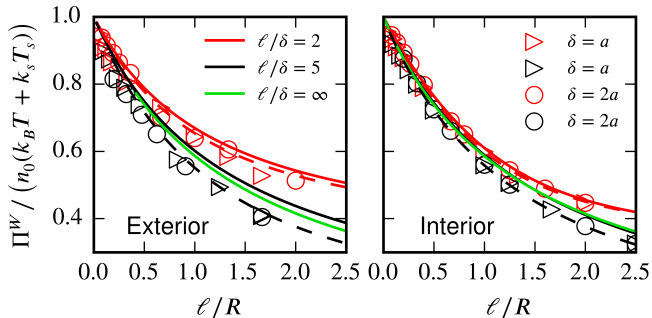


FIGURE 2. Π^W of ABPs outside and inside a circle. Legends are as in Fig. 1.

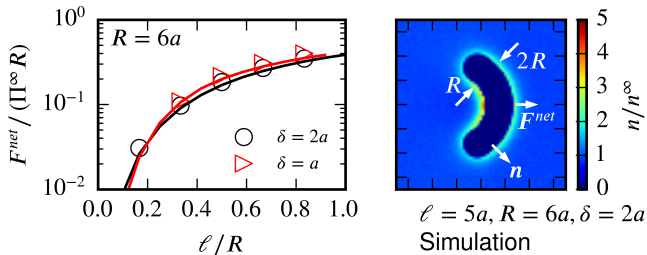


FIGURE 3. Theoretical predictions of the force on an asymmetric body in 2D with curvatures R and $2R$ compared to ABP simulations. The symbols are simulation results and the solid lines were obtained by numerically solving for the n, \mathbf{m} fields. The force is calculated from (2.2) with body normal is \mathbf{n} and is scaled by the bulk active pressure $\Pi^\infty = n(k_B T + k_s T_s)$.

Thus, in the limit $\ell/R \ll 1$ the swim pressure is a constant at each point on the body surface and there will again be no force no matter what its shape. This is as we would expect from the pressure for a *macroscopic* object. Only when the run length is comparable to the local radius of curvature of a body is it possible to have a net force from the swimmers' activity.

Equation (2.2) for the force applies to any body shape and for any size body. Figure 3 compares the force on an axisymmetric body in 2D determined by solving the n, \mathbf{m} fields numerically[†] with ABP simulations. The agreement is excellent. If the body were free to move, its speed will result from the balance of its Stokes drag with the active force. A body may also rotate if the active pressure exerts a net torque on the body, which is given by $\langle L \rangle_{\mathbf{q}} = -k_B T \oint_{S_B} (\mathbf{x} - \mathbf{x}_0) \times n \mathbf{n} dS$, where \mathbf{x}_0 is the point about which the torque is taken.

4. Discussion

From the structure of the concentration distribution and its dependence on the ratios ℓ/δ and ℓ/L we can readily predict if a given body will experience a net force. For example, a long thin rectangle will experience no net force or torque as the active pressures are equal on both faces. If, however, we add a side arm to create a 'T'-shaped particle, there will be a force in the direction of the top of the 'T'. To a first approximation at each point of the surface there will be a concentration boundary layer as in (3.1) for a flat

[†] The unsteady equations (2.3)-(2.5) were solved numerically with a standard Galerkin P2-FEM method with adaptive mesh refinement. Implicit time-stepping was used to ensure solution stability, and the solution is tracked long enough ($\sim 150\tau_R$) to reach a steady state.

wall and thus the active pressure will be the same at all points on the body surface. However, where the top meets the side arm, the two solutions will superimpose giving an increased concentration in the ‘corners’ and thus a net force (and torque if the side arm is not at the midpoint). The precise magnitude of the force requires a detailed solution, but that there should be a force can be simply reasoned. Similarly, a wedge-shaped particle will experience a force towards the point of the wedge from the overlapping of the concentration boundary layers on the inside corners. This reasoning can be continued for bodies composed of straight segments joined at angles (Fily *et al.* 2014). The detailed magnitude of the force, of course, requires a solution of (2.3)-(2.5) for the given body geometry as done in Fig. 3.

We can also reason about the interaction between two bodies through their disturbance to the concentration and polar-order fields. Two bodies will experience a depletion-like attraction due to the exclusion of active particles between them.† When bodies are far apart the attractive force is very weak and decays exponentially with separation according to (3.3); this exponential dependence was seen in the simulations of Ray *et al.* (2014). Outside the screening length the concentration is undisturbed and the depletion interaction will be the same as for passive colloidal particles where the exclusion zone is geometric (Asakura & Ooswa 1954); the Brownian osmotic pressure on the exposed surfaces is replaced by the active pressure that includes the run length (3.5). Note that the exclusion occurs on the microscopic scale δ (or swimmer size a), not on the scale of the run length. Even when the gap between two particles is less than ℓ the active particles can still access this space and exert their swim pressure.

In the examples we have considered there was no polar order far from the boundary, nor a gradient in the concentration of swimmers, and thus force or motion can only arise if the run length is on the order of the body size, $\ell/L \sim O(1)$, and if the symmetry is broken by the body shape. With macroscopic polar order, which can result from an orienting field applied to the swimmers (Takatori & Brady 2014), even a spherical particle will experience a net force and move due to the imbalanced active pressure. We also used the simplest no-flux boundary condition on the polar order field at the body surface, but this condition can be modified. For example, a portion of the body surface may be treated such that the active particles achieve a preferred orientation or experience a localized orienting field. Such a ‘Janus’ particle may have a net force due to a spatially varying polar order boundary condition.

Indeed, a localized boundary orienting field was used by Solon *et al.* (2015) to argue that the pressure of active matter is not a ‘state’ function, as the force per unit area on a wall is no longer equal to the swim pressure far from the surface. As our microscopic theory shows, this is to be expected in general: boundary curvature, the detailed flux condition at the surface, etc. can all affect the value of the concentration at the surface and thus the force on the boundary. We showed recently (Yan & Brady 2015) that the polar order induced by an orienting field acts like a body force on the active material, and when this ‘internal’ body force is included in the momentum balance, the force per unit area on the wall plus the integral of the internal body force is equal to the active pressure far from the surface, thus restoring the active pressure as a state function.

Furthermore, since the behavior is dominated by the rapid variations that occur on the screening length adjacent to the body surface, the situation has features in common with

† The force can be estimated from (3.3): $\mathbf{F} \sim -k_B TV \nabla n$, where V is the volume of the first particle and the concentration gradient due to the second particle is evaluated at the center of the first particle.

phoretic-like problems and hydrodynamic fluid motion can be incorporated in a manner similar to diffusiophoresis (Anderson 1989; Brady 2011; Shklyaev *et al.* 2014).

The theory we have developed and applied for dilute active matter can be extended to higher concentrations of swimmers. The N -particle Smoluchowski equation for passive Brownian particles including excluded volume and full hydrodynamic interactions is well known, as is the form of the many-body hydrodynamic swim force (Yan & Brady 2015). Reduction to the lowest moments, n and \mathbf{m} , is certain to give rise to new phenomena since the swim diffusivity, which enters the flux expressions, can be a decreasing function of the swimmer concentration (Takatori *et al.* 2014).

Acknowledgments

Discussions with S.C. Takatori and E.W. Burkholder are greatly appreciated. This work was supported by NSF Grant No. CBET 1437570.

Appendix A. The Langevin equation and simulation

Active Brownian particles (ABP) are governed by the overdamped Langevin equation

$$0 = -\zeta \mathbf{U} + \mathbf{F}^{swim} + \mathbf{F}^P + \mathbf{F}^B, \quad (\text{A } 1)$$

where \mathbf{U} is the particle velocity, \mathbf{F}^P is a boundary force, and \mathbf{F}^B is the Brownian force responsible for the translational diffusivity $D_T = k_B T / \zeta$. The orientation vector \mathbf{q} in the swim force is subject to rotational Brownian diffusion ($D_R = 1/\tau_R$), and follows directly from a torque balance. For a spherical swimmer, $\zeta = 6\pi\eta a$, where a is the swimmer radius and η is the viscosity of the suspending Newtonian fluid. For Brownian reorientation, $D_R = k_B T / 8\pi\eta a^3$, and the microscopic length scale $\delta = \sqrt{D_T/D_R} = \sqrt{4/3}a$.

In the Brownian dynamics simulations each swimmer is a sphere of radius a and the Langevin equation is integrated to track the dynamics. When a swimmer hits a boundary, it experiences a hard-particle force \mathbf{F}^P to prevent it from penetrating the boundary. (Following (Foss & Brady 2000) a potential-free hard particle force is implemented.) By Newton's Third Law the boundary experiences an opposite force $-\mathbf{F}^P$, and then Π^W is calculated from the definition of the pressure: $\sum \mathbf{F}^P/A$ in 3D or $\sum \mathbf{F}^P/L$ in 2D, where A and L are the wall area and length, respectively.

Swimmer-swimmer collisions are ignored because we compare simulation with the dilute theory. Each simulation is tracked long enough to ensure that good steady state statistics are achieved. In some cases the simulation time is as long as $3000\tau_R$.

Appendix B. Closure of the Smoluchowski equation

As is standard (Saintillan & Shelley 2015), the first few moments of the Smoluchowski equation (2.1) are:

$$\frac{\partial n}{\partial t} + \nabla \cdot \mathbf{j}_n = 0, \quad \mathbf{j}_n = U_0 \mathbf{m} - D_T \nabla n, \quad (\text{B } 1)$$

$$\frac{\partial \mathbf{m}}{\partial t} + \nabla \cdot \mathbf{j}_m + 2D_R \mathbf{m} = 0, \quad \mathbf{j}_m = U_0 \tilde{\mathbf{Q}} - D_T \nabla \mathbf{m}, \quad (\text{B } 2)$$

$$\frac{\partial \tilde{\mathbf{Q}}}{\partial t} + \nabla \cdot \mathbf{j}_{\tilde{\mathbf{Q}}} + 6D_R [\tilde{\mathbf{Q}} - \frac{1}{3}n\mathbf{I}] = 0, \quad \mathbf{j}_{\tilde{\mathbf{Q}}} = U_0 \tilde{\mathbf{B}} - D_T \nabla \tilde{\mathbf{Q}}. \quad (\text{B } 3)$$

Here, we have written the second moment as $\tilde{\mathbf{Q}}(\mathbf{x}, t) = \int \mathbf{q}\mathbf{q}P(\mathbf{x}, \mathbf{q}, t)d\mathbf{q}$, and $\tilde{\mathbf{B}} = \int \mathbf{q}\mathbf{q}\mathbf{q}P d\mathbf{q}$ is the third moment.

In the simplest situation of no temporal or spatial variation, a uniform concentration n and no polar order $\mathbf{m} = 0$ are solutions of (B1)-(B2), and the second moment has solution $\tilde{\mathbf{Q}} = \frac{1}{3}n\mathbf{I}$. This leads to the natural definition of the nematic order field $\tilde{\mathbf{Q}} = \mathbf{Q} + \frac{1}{3}n\mathbf{I}$, or $\mathbf{Q}(\mathbf{x}, t) = \int(\mathbf{q}\mathbf{q} - \frac{1}{3}\mathbf{I})P(\mathbf{x}, \mathbf{q}, t)d\mathbf{q}$. The conservation equation for \mathbf{Q} is

$$\frac{\partial \mathbf{Q}}{\partial t} + \nabla \cdot \mathbf{j}_Q + 6D_R \mathbf{Q} = 0, \quad (\text{B4})$$

which now does have the solution of no nematic order $\mathbf{Q} = 0$ in the uniform case. The flux expressions now become: $\mathbf{j}_n = U_0 \mathbf{m} - D_T \nabla n$, $\mathbf{j}_m = U_0 \mathbf{Q} + \frac{1}{3}U_0 n \mathbf{I} - D_T \nabla \mathbf{m}$ and $\mathbf{j}_Q = U_0 \tilde{\mathbf{B}} - \frac{1}{3}U_0 \mathbf{m} \mathbf{I} - D_T \nabla \mathbf{Q}$.

We shall discuss the $\tilde{\mathbf{B}}$ -field and its closure in a moment, but we can already appreciate why closing the equations with $\mathbf{Q} = 0$ leads to a very good approximation as demonstrated by the results presented in the main text. First, we are not setting the second moment to zero; we are approximating the second moment with the ‘isotropic’ distribution $\tilde{\mathbf{Q}} \approx \frac{1}{3}n\mathbf{I}$. Second, (B4) shows that the \mathbf{Q} -field is screened like the \mathbf{m} -field, but with a temporal decay that is 3-times faster and a screening length that is $\sqrt{3}$ shorter. Third, as we show below, when variations are slow, like the \mathbf{m} -field where $\mathbf{m} \sim -\frac{1}{6}(U_0/D_R)\nabla n$, the nematic order goes as $\mathbf{Q} \sim -(U_0/D_R)\nabla \mathbf{m} \sim (U_0/D_R)^2 \nabla \nabla n$, and thus $\mathbf{Q} \sim O(\ell/L)^2 n$ which is small. Finally, for the 1D flat wall problem, the value of the concentration at the surface, $n^\infty(1 + \frac{1}{6}(\ell/\delta)^2)$, follows directly from the full Smoluchowski equation and is *independent* of the closure. Thus, it is perhaps not surprising that the simple closure $\mathbf{Q} = 0$ works very except when the body curvature is on the order of the microscopic length $\delta = \sqrt{D_T \tau_R}$.

The equation for the third moment is

$$\frac{\partial \tilde{\mathbf{B}}}{\partial t} + \nabla \cdot \mathbf{j}_{\tilde{\mathbf{B}}} + 12D_R[\tilde{\mathbf{B}} - \frac{1}{6}\alpha \cdot \mathbf{m}] = 0, \quad \mathbf{j}_{\tilde{\mathbf{B}}} = U_0 \tilde{\mathbf{C}} - D_T \nabla \tilde{\mathbf{B}}, \quad (\text{B5})$$

where $\alpha_{ijkl} = \delta_{ij}\delta_{kl} + \delta_{ik}\delta_{jl} + \delta_{il}\delta_{jk}$ is the fourth order isotropic tensor and $\tilde{\mathbf{C}} = \int \mathbf{q}\mathbf{q}\mathbf{q}\mathbf{q}P(\mathbf{x}, \mathbf{q})d\mathbf{q}$ is the fourth moment.

The proper ‘isotropic’ $\tilde{\mathbf{B}}$ field is $\tilde{\mathbf{B}} = \mathbf{B} + \frac{1}{5}\alpha \cdot \mathbf{m}$, and the equation for \mathbf{B} becomes

$$\frac{\partial \mathbf{B}}{\partial t} + \nabla \cdot \mathbf{j}_B + 12D_R \mathbf{B} = 0, \quad \mathbf{j}_B = U_0 \tilde{\mathbf{C}} - \frac{1}{5}U_0 \alpha \cdot [\mathbf{Q} + \frac{1}{3}n\mathbf{I}] - D_T \nabla \mathbf{B}. \quad (\text{B6})$$

In the examples where we included the nematic field \mathbf{Q} , we closed the equations by setting $\mathbf{B} = 0$, which follows the same reasons as for setting $\mathbf{Q} = 0$. With this closure the \mathbf{Q} -field flux is

$$\mathbf{j}_Q = \frac{1}{5}U_0[\alpha - \frac{5}{3}\mathbf{I}] \cdot \mathbf{m} - D_T \nabla \mathbf{Q}, \quad (\text{B7})$$

which was used in the examples presented in the main text. With this constitutive equation for the flux, for slow variations we see that $\mathbf{Q} \sim (\ell^2/135)(\nabla \nabla - \frac{1}{3}\mathbf{I}\nabla^2)n$.

REFERENCES

- ANDERSON, J L 1989 Colloid transport by interfacial forces. *Annu. Rev. Fluid Mech.* **21** (1), 61–99.
- ASAKURA, S. & OOSWA, F. 1954 On the interaction of two bodies immersed in a solution of macromolecules. *J. Chem. Phys.* **22**, 1255.
- BIALKÉ, JULIAN, LÖWEN, HARTMUT & SPECK, THOMAS 2013 Microscopic theory for the phase separation of self-propelled repulsive disks. *Europhys. Lett.* **103** (3), 30008.
- BRADY, JOHN F 1993 Brownian-motion, hydrodynamics, and the osmotic-pressure. *J. Chem. Phys.* **98** (4), 3335–3341.

- BRADY, JOHN F. 2011 Particle motion driven by solute gradients with application to autonomous motion: continuum and colloidal perspectives. *J. Fluid Mech.* **667**, 216–259.
- BUTTINONI, I., BIALKÉ, J., KÜMMEL, F., LÖWEN, H., BECHINGER, C. & SPECK, T. 2013 Dynamical clustering and phase separation in suspensions of self-propelled colloidal particles. *Phys. Rev. Lett.* **110**, 238301.
- CATES, M. E., MARENDUZZO, D., PAGONABARRAGA, I. & TAILLEUR, J. 2010 Arrested phase separation in reproducing bacteria creates a generic route to pattern formation. *Proc. Natl. Acad. Sci. U.S.A.* **107** (26), 11715–11720.
- EZHILAN, BARATH, ALONSO-MATILLA, ROBERTO & SAINTILLAN, DAVID 2015 On the distribution and swim pressure of run-and-tumble particles in confinement. *J. Fluid Mech.* **781**, R4.
- FILY, YAOUEN, BASKARAN, APARNA & HAGAN, MICHAEL F. 2014 Dynamics of self-propelled particles under strong confinement. *Soft Matter* **10**, 5609–5617.
- FILY, YAOUEN & MARCHETTI, M. CRISTINA 2012 Athermal phase separation of self-propelled particles with no alignment. *Phys. Rev. Lett.* **108** (23), 235702.
- FOSS, DAVID R. & BRADY, JOHN F. 2000 Brownian dynamics simulation of hard-sphere colloidal dispersions. *J. Rheol.* **44**, 629–651.
- LAUGA, ERIC & POWERS, THOMAS R. 2009 The hydrodynamics of swimming microorganisms. *Rep. Prog. Phys.* **72**, 096601.
- PALACCI, JÉRÉMIE, SACANNA, STEFANO, STEINBERG, ASHER PRESKA, PINE, DAVID J. & CHAIKIN, PAUL M. 2013 Living crystals of light-activated colloidal surfers. *Science* **339** (6122), 936–940.
- RAY, D., REICHHARDT, C. & REICHHARDT, C. J. OLSON 2014 Casimir effect in active matter systems. *Phys. Rev. E* **90** (1), 013019.
- SAINTILLAN, DAVID & SHELLEY, MICHAEL J. 2015 Theory of active suspensions. In *Complex Fluids in Biological Systems* (ed. Saverio E. Spagnolie), chap. 9, pp. 319–355. Springer.
- SHKLYAEV, SERGEY, BRADY, JOHN F. & CÓRDOVA-FIGUEROA, UBALDO M. 2014 Non-spherical osmotic motor: chemical sailing. *J. Fluid Mech.* **748**, 2488–520.
- SOLON, ALEXANDRE P., Y. FILY, Y., BASKARAN, A., CATES, MICHAEL E., KAFRI, YARIV, KARDAR, MEHRAN & TAILLEUR, JULIEN 2015 Pressure is not a state function for generic active fluids. *Nature Physics* **11**, 673–678.
- SQUIRES, TODD M & BRADY, JOHN F 2005 A simple paradigm for active and nonlinear microrheology. *Phys. Fluids* **17** (7), 73101.
- STENHAMMAR, JOAKIM, MARENDUZZO, DAVIDE, ALLEN, ROSALIND J. & CATES, MICHAEL E. 2014 Phase behaviour of active Brownian particles: the role of dimensionality. *Soft Matter* **10**, 1489–1499.
- STENHAMMAR, JOAKIM, TIRIBOCCHI, ADRIANO, ALLEN, ROSALIND J., MARENDUZZO, DAVIDE & CATES, MICHAEL E. 2013 Continuum theory of phase separation kinetics for active Brownian particles. *Phys. Rev. Lett.* **111** (14), 145702.
- TAKATORI, SHO & BRADY, JOHN F. 2015 Towards a thermodynamics of active matter. *Phys. Rev. E* **91**, 032117.
- TAKATORI, SHO C. & BRADY, JOHN F. 2014 Swim stress, motion, and deformation of active matter: effect of an external field. *Soft Matter* **10** (47), 9433.
- TAKATORI, SHO C., YAN, WEN & BRADY, JOHN F. 2014 Swim pressure: stress generation in active matter. *Phys. Rev. Lett.* **113** (2), 028103.
- TONER, JOHN, TU, YUHAI & RAMASWAMY, SRIRAM 2005 Hydrodynamics and phases of flocks. *Ann. Phys.* **318** (1), 170–244.
- WYSOCKI, ADAM, G. WINKLER, ROLAND & GOMPPER, GERHARD 2014 Cooperative motion of active Brownian spheres in three-dimensional dense suspensions. *Europhys. Lett.* **105** (4), 48004.
- YAN, WEN & BRADY, JOHN F. 2015 The swim force as a body force. *Soft Matter* **11** (31), 6235–6244.
- YANG, XINGBO, MANNING, M. LISA & MARCHETTI, M. CRISTINA 2014 Aggregation and segregation of confined active particles. *Soft Matter* **10**, 6477–6484.