

# Optimal Large-MIMO Data Detection with Transmit Impairments

Ramina Ghods, Charles Jeon, Arian Maleki, and Christoph Studer

**Abstract**—Real-world transceiver designs for multiple-input multiple-output (MIMO) wireless communication systems are affected by a number of hardware impairments that already appear at the transmit side, such as amplifier non-linearities, quantization artifacts, and phase noise. While such transmit-side impairments are routinely ignored in the data-detection literature, they often limit reliable communication in practical systems. In this paper, we present a novel data-detection algorithm, referred to as large-MIMO approximate message passing with transmit impairments (short LAMA-I), which takes into account a broad range of transmit-side impairments in wireless systems with a large number of transmit and receive antennas. We provide conditions in the large-system limit for which LAMA-I achieves the error-rate performance of the individually-optimal (IO) data detector. We furthermore demonstrate that LAMA-I achieves near-IO performance at low computational complexity in realistic, finite dimensional large-MIMO systems.

## I. INTRODUCTION

Practical transceiver implementations for wireless communication systems suffer from a number of radio-frequency (RF) hardware impairments that already occur at the transmit side, including (but not limited to) amplifier non-linearities, quantization artifacts, and phase noise [1]–[11]. This paper deals with optimal data detection in the presence of such impairments for large (multi-user) multiple-input multiple-output (MIMO) wireless systems with a large number of antenna elements at (possibly) both ends of the wireless link [12], [13]. In particular, we consider the problem of estimating the  $M_T$ -dimensional transmit data vector  $\mathbf{s} \in \mathcal{O}^{M_T}$ , where  $\mathcal{O}$  is a finite constellation set (e.g., QAM or PSK), observed from the following (impaired) MIMO input-output relation [1], [2]:

$$\mathbf{y} = \mathbf{H}(\mathbf{s} + \mathbf{e}) + \mathbf{n}. \quad (1)$$

Here, the vector  $\mathbf{y} \in \mathbb{C}^{M_R}$  corresponds to the received signal, the matrix  $\mathbf{H} \in \mathbb{C}^{M_R \times M_T}$  represents the MIMO channel, the vector  $\mathbf{e} \in \mathbb{C}^{M_T}$  models transmit impairments, and the vector

$\mathbf{n} \in \mathbb{C}^{M_R}$  corresponds to receive noise; the number of receive and transmit antennas is denoted by  $M_R$  and  $M_T$ , respectively.

### A. Contributions

We build upon our previous results in [14] and develop a novel, computationally efficient data detection algorithm for the model (1), referred to as LAMA-I (short for large-MIMO approximate message passing with transmit impairments). We provide conditions for which LAMA-I achieves the error-rate performance of the individually optimal (IO) data-detector, which solves the following optimization problem:

$$\hat{s}_\ell^{\text{IO}} = \arg \min_{\tilde{s}_\ell \in \mathcal{O}} \mathbb{P}(\tilde{s}_\ell \neq s_\ell). \quad (2)$$

In words, LAMA-I aims at minimizing the per-user symbol-error probability [15], [16]. Assuming  $p(\mathbf{s}) = \prod_{i=1}^{M_T} p(s_i)$  and i.i.d. circularly-symmetric complex Gaussian noise with variance  $N_0$  per complex entry of the noise vector  $\mathbf{n}$ , we define the *effective transmit signal*  $\mathbf{x} \in \mathbb{C}^{M_T}$  as  $\mathbf{x} = \mathbf{s} + \mathbf{e}$  with the transmit-impairment distribution  $p(\mathbf{x}|\mathbf{s}) = \prod_{\ell=1}^{M_T} p(x_\ell|s_\ell)$ . Besides user-wise independence, we do not impose any conditions on the statistics of the transmit impairments—this allows us to model a broad range of transmit-side impairments, including hardware non-idealities that exhibit statistical dependence between impairments and the data symbols, as well as deterministic effects (e.g., non-linearities).

Our optimality conditions are derived via the state-evolution (SE) framework [15], [16] of approximate message passing (AMP) [17]–[19] and for the asymptotic setting, i.e., the so-called large-system limit. Specifically, we fix the *system ratio*  $\beta = M_T/M_R$  and let  $M_T \rightarrow \infty$ , and assume that the entries of  $\mathbf{H}$  are i.i.d. circularly-symmetric complex Gaussian with variance  $1/M_R$  per complex entry. To demonstrate the efficacy of LAMA-I in practice, we provide error-rate simulation results in finite-dimensional large-MIMO systems.

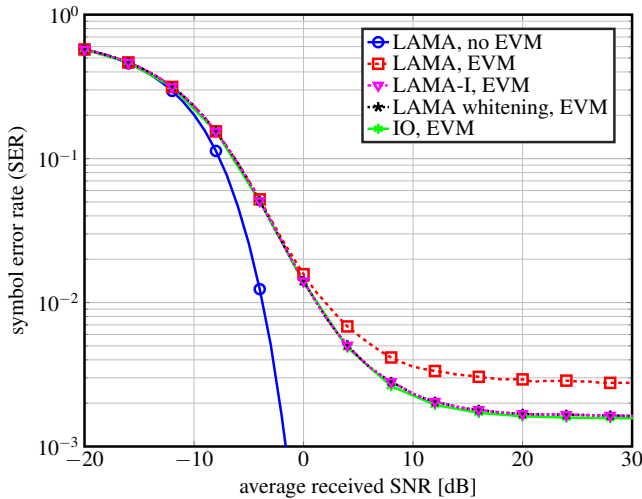
Figure 1 illustrates the performance of LAMA-I in a  $128 \times 8$  and  $128 \times 128$  large-MIMO system (we use the notation  $M_R \times M_T$ ) with QPSK transmission, and transmit impairments modeled as i.i.d. circularly-symmetric complex Gaussian noise [1]. We observe significant symbol error-rate (SER) improvements compared to that of regular LAMA, which achieves—given certain conditions on the MIMO system are met—the error-rate performance of the individually-optimal (IO) data detector in absence of transmit impairments (see [14], [20] for the details). We emphasize that LAMA-I

R. Ghods, C. Jeon, and C. Studer are with the School of Electrical and Computer Engineering, Cornell University, Ithaca, NY; e-mail: rghods@cs.l.cornell.edu, jeon@cs.l.cornell.edu, studer@cornell.edu.

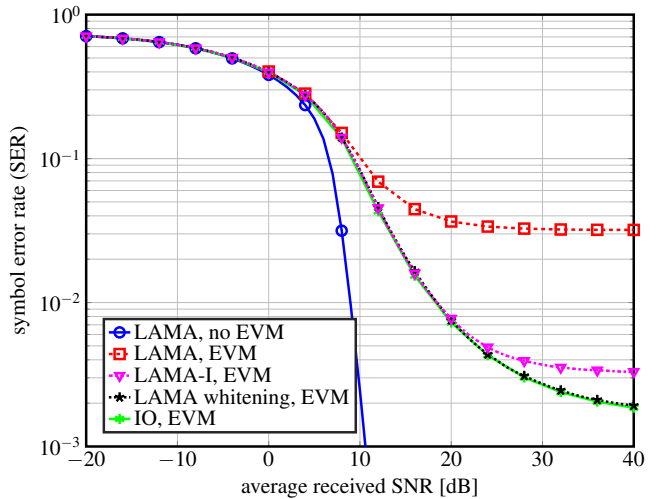
A. Maleki is with Department of Statistics at Columbia University, New York City, NY; e-mail: arian@stat.columbia.edu.

The work of R. Ghods, C. Jeon, and C. Studer was supported in part by Xilinx Inc., and by the US National Science Foundation under grants ECCS-1408006 and CCF-1535897.

The work of A. Maleki was supported by the US National Science Foundation under grant CCF-1420328.



(a) 128 BS antennas and 8 users.



(b) 128 BS antennas and 128 users.

Fig. 1. Symbol error-rate of LAMA-I in large-MIMO systems with QPSK and strong Gaussian transmit noise ( $EVM = -10$  dB). LAMA-I enables significant performance improvements compared to conventional LAMA and requires lower complexity than regular LAMA with noise whitening.

entails virtually no complexity increase (compared to regular LAMA) and achieves the same SER performance of whitening-based approaches, which require prohibitive computational complexity in large MIMO systems.

### B. Relevant Prior Art

Channel capacity expressions for the transmit-impaired MIMO system model (1) have first been derived in [1]. A corresponding asymptotic analysis has been provided recently in [21], which uses the replica method [22] to obtain capacity expressions for large MIMO systems. The results in [1], [21] build upon on the so-called *Gaussian transmit-noise model*, which assumes that the transmit impairments in  $\mathbf{e}$  can be modeled as i.i.d. additive Gaussian noise that is independent of the transmit signal  $\mathbf{s}$ . While the accuracy of this model for a particular RF implementation in a MIMO system using orthogonal frequency-division multiplexing (OFDM) has been confirmed via real-world measurements [1], it may not be accurate for other RF transceiver designs and/or modulation schemes. LAMA-I, as proposed in this paper, enables us to study the fundamental performance of more general transmit impairments (which may, for example, exhibit statistical dependence with the transmit signal and even include deterministic non-linearities), which is in stark contrast to the commonly used transmit-noise model in [1]–[11], [21]. For the well-established Gaussian transmit-noise model, we will show in Section IV that the state-evolution equations of LAMA-I coincide to the “coupled fixed point equations” in [21], which reveals that LAMA-I is a practical algorithm that delivers the same performance as predicted by replica-based capacity expressions in the large-system limit.

Data detection algorithms in the presence of transmit impairments were studied in [1]. The proposed methods rely on the Gaussian transmit-noise model, which enables one

to “whiten” the impaired system model (1) by multiplying the received vector  $\mathbf{y}$  with a so-called whitening matrix  $\mathbf{W} = N_0 \mathbf{Q}^{-\frac{1}{2}}$ , where  $\mathbf{Q} = N_T \mathbf{H} \mathbf{H}^H + N_0 \mathbf{I}_M$  is the covariance matrix of the effective transmit and receive noise  $\mathbf{n} + \mathbf{H}\mathbf{e}$ , and  $N_T$  denotes the variance of the entries of the transmit-noise vector  $\mathbf{e}$ . By applying the whitening filter  $\mathbf{W}$  to the received vector in (1), we obtain the following statistically-equivalent, whitened input-output relation [1], [2]:

$$\tilde{\mathbf{y}} = \tilde{\mathbf{H}}\mathbf{s} + \tilde{\mathbf{n}}, \quad (3)$$

where  $\tilde{\mathbf{y}} = \mathbf{W}\mathbf{y}$ ,  $\tilde{\mathbf{H}} = \mathbf{W}\mathbf{H}$ , and  $\tilde{\mathbf{n}} = \mathbf{W}(\mathbf{n} + \mathbf{H}\mathbf{e})$ . Optimal (as well as suboptimal) data detection can then be performed by considering the whitened system model in (3). While such a whitening approach enables optimal data detection in conventional, small-scale MIMO systems (see [1] for the details) under the Gaussian transmit-noise model, computation of the whitening matrix  $\mathbf{W}$  quickly results in prohibitive computational complexity in large-MIMO systems consisting of hundreds of receive antennas—a situation that arises in massive MIMO [12], [13], [23], an emerging technology for 5G wireless systems. LAMA-I avoids computation of the whitening matrix  $\mathbf{W}$  altogether, which results in (often significantly) reduced computational complexity. Furthermore, the generality of our system model enables LAMA-I to be resilient to a broader range of transmit-side impairments.

### C. Notation

Lowercase and uppercase boldface letters designate column vectors and matrices, respectively. For a matrix  $\mathbf{A}$ , we define its conjugate transpose to be  $\mathbf{A}^H$ . The entry on the  $k$ -th row and  $\ell$ -th column is  $A_{k,\ell}$ , and the  $k$ -th entry of a vector  $\mathbf{a}$  is  $a_k$ . The  $M \times M$  identity matrix is denoted by  $\mathbf{I}_M$  and the  $M \times N$  all-zeros matrix by  $\mathbf{0}_{M \times N}$ . We denote the averaging operator by  $\langle \mathbf{a} \rangle = \frac{1}{N} \sum_{k=1}^N a_k$ . Multivariate

complex-valued Gaussian probability density functions (PDFs) are denoted by  $\mathcal{CN}(\mathbf{m}, \mathbf{K})$ , where  $\mathbf{m}$  represents the mean vector and  $\mathbf{K}$  the covariance matrix;  $\mathbb{E}_X[\cdot]$  and  $\text{Var}_X[\cdot]$  denote expectation and variance with respect to the PDF of the random variable (RV)  $X$ , respectively. We use  $\mathbb{P}(X = x)$  to denote the probability of the RV  $X$  being  $x$ .

#### D. Paper Outline

The rest of the paper is organized as follows. Section II details the LAMA-I algorithm along with the state-evolution framework. Section III provides conditions for which LAMA-I achieves the performance of the IO data detector. Section IV analyzes the special case of Gaussian transmit-noise. We conclude in Section V.

## II. LAMA-I: LARGE MIMO APPROXIMATE MESSAGE PASSING WITH TRANSMIT IMPAIRMENTS

Large MIMO is believed to be one of the key technologies for 5G wireless systems [24]. The main idea is to equip the base station (BS) with hundreds of antennas while serving a tens of users simultaneously and within the same frequency band. One of the key challenges in practical large MIMO systems is the high computational complexity associated with data detection [25]. We next introduce LAMA-I, a novel low-complexity data detection algorithm for large-MIMO systems that takes into account transmit-side impairments. We derive the associated complex state-evolution (cSE) framework, which will be used in Sections III and IV to establish conditions for which LAMA-I achieves the error-rate performance of the IO data detector for the impaired system model (1).

#### A. Summary of the LAMA-I Algorithm

In the remainder of the paper, we consider a complex-valued data vector  $\mathbf{s} \in \mathbb{C}^{M_T}$ , whose entries are chosen from a discrete constellation  $\mathcal{O}$ , e.g., phase shift keying (PSK) or quadrature amplitude modulation (QAM). We further assume i.i.d. priors  $p(\mathbf{s}) = \prod_{\ell=1}^{M_T} p(s_\ell)$  with

$$p(s_\ell) = \sum_{a \in \mathcal{O}} p_a \delta(s_\ell - a), \quad (4)$$

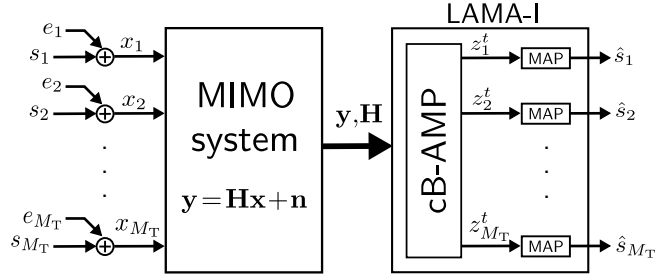
where  $p_a$  corresponds to the (known) prior probability of the constellation point  $a \in \mathcal{O}$ . In the case of uniformly distributed constellation points, we have  $p_a = |\mathcal{O}|^{-1}$ , where  $|\mathcal{O}|$  is the cardinality of the set  $\mathcal{O}$ . We define the *effective transmit signal*  $\mathbf{x} = \mathbf{s} + \mathbf{e}$ , which is distributed as  $p(\mathbf{x}) = \prod_{\ell=1}^{M_T} p(x_\ell)$  with

$$p(x_\ell) = \int_{\mathbb{C}} p(x_\ell | s_\ell) p(s_\ell) ds_\ell, \quad (5)$$

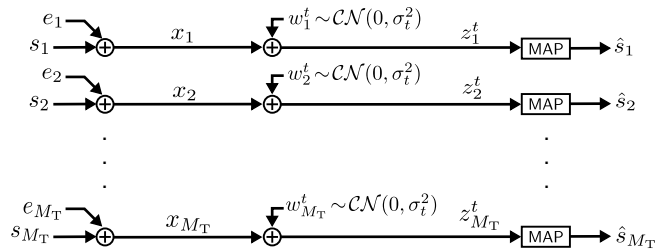
where  $p(x_\ell | s_\ell)$  models the transmit-side impairments. We can now rewrite the input-output relation (1) as

$$\mathbf{y} = \mathbf{H}\mathbf{x} + \mathbf{n}. \quad (6)$$

The key idea behind LAMA-I is to perform data detection in two steps. We first use message passing on the factor graph



(a) Impaired MIMO system with LAMA-I as the data detector.



(b) Equivalent decoupled MIMO system.

Fig. 2. In the large-antenna limit, LAMA-I decouples the impaired MIMO system into  $M_T$  parallel and independent AWGN channels, which allows us to perform impairment-aware MAP data detection, independently per user.

for the distribution  $p(\mathbf{s}, \mathbf{x} | \mathbf{y}, \mathbf{H})$  in order to obtain the marginal distribution  $p(s_\ell | \mathbf{y}, \mathbf{H})$ . Once the message passing algorithm converged, we assume that it converged to the marginal distribution, which allows us to perform maximum a-posteriori (MAP) detection on  $p(s_\ell | \mathbf{y}, \mathbf{H})$  to obtain estimates  $\hat{s}_\ell$  for the transmit data signals *independently* for every user. Since the factor graph for  $p(\mathbf{s}, \mathbf{x} | \mathbf{y}, \mathbf{H})$  is dense, i.e., for every entry in the receive vector  $\mathbf{y}$  we have a factor that is connected to every transmit symbol  $x_\ell$ , an exact message passing algorithm is computationally expensive. However, by exploiting the bipartite structure of the graph and the high dimensionality of the problem (i.e., both  $M_T$  and  $M_R$  are large), the entire algorithm can be simplified.<sup>1</sup> In particular, we simplify our message-passing algorithm using complex Bayesian AMP (cB-AMP) as proposed in [14], [20] for the MIMO system model (6). cB-AMP calculates an estimate for the effective transmit signal  $\hat{x}_\ell$ ,  $\forall \ell$ . The MAP estimate can then be calculated from  $\hat{x}_\ell$  *independently* for every user. The resulting two-step procedure of LAMA-I is illustrated in Fig. 2.

As illustrated in Fig. 2(a), we first use cB-AMP to compute the Gaussian output  $\mathbf{z}^t$  and the effective noise variance  $\sigma_t^2$  at iteration  $t$ . Since the Gaussian output of cB-AMP can be modeled as  $z_\ell^t = x_\ell + w_\ell^t$  with  $w_\ell^t \sim \mathcal{N}(0, \sigma_t^2)$ , being independent from  $x_\ell$ ,  $s_\ell$  and  $e_\ell \forall \ell$ , in the large-system limit (see [16] for the details), the MIMO system is effectively decoupled into a set of  $M_T$  parallel and independent additive white Gaussian noise (AWGN) channels. Fig. 2(b) shows the equivalent decoupled system. Since the effective transmit

<sup>1</sup>We refer to [26] for more details on these claims.

signals are defined as  $x_\ell = s_\ell + e_\ell$ ,  $\ell = 1, \dots, M_T$ , we have

$$z_\ell^t = s_\ell + e_\ell + w_\ell^t, \quad (7)$$

which allows us to compute the MAP estimate for each data symbol independently using

$$\hat{s}_\ell = \arg \max_{s_\ell \in \mathcal{O}} p(s_\ell | z_\ell^t). \quad (8)$$

Here, the probability  $p(s_\ell | z_\ell^t)$  is obtained from Bayes' rule  $p(s_\ell | z_\ell^t) \propto p(z_\ell^t | s_\ell) p(s_\ell)$  and from

$$p(z_\ell^t | s_\ell) = \int_{\mathbb{C}} p(x_\ell = z_\ell^t - w_\ell^t | s_\ell) p(w_\ell^t) dw_\ell^t. \quad (9)$$

The resulting LAMA-I algorithm is summarized as follows.

**Algorithm 1 (LAMA-I).** Initialize  $\hat{x}_\ell^1 = \mathbb{E}_X[X]$ ,  $\mathbf{r}^1 = \mathbf{y}$ , and  $\tau^1 = \beta \text{Var}_X[X] / N_0$  with  $X \sim p(x_\ell)$  as defined in (5).

- 1) Run cB-AMP for  $t_{\max}$  iterations by computing the following steps for  $t = 1, 2, \dots, t_{\max}$ :

$$\begin{aligned} \mathbf{z}^t &= \hat{\mathbf{x}}^t + \mathbf{H}^H \mathbf{r}^t \\ \hat{\mathbf{x}}^{t+1} &= \mathbf{F}(\mathbf{z}^t, N_0(1 + \tau^t)) \\ \tau^{t+1} &= \frac{\beta}{N_0} \langle \mathbf{G}(\mathbf{z}^t, N_0(1 + \tau^t)) \rangle \\ \mathbf{r}^{t+1} &= \mathbf{y} - \mathbf{H} \hat{\mathbf{x}}^{t+1} + \frac{\tau^{t+1}}{1 + \tau^t} \mathbf{r}^t. \end{aligned}$$

The scalar functions  $\mathbf{F}(z_\ell^t, \sigma_t^2)$  and  $\mathbf{G}(z_\ell^t, \sigma_t^2)$  operate element-wise on vectors, and correspond to the posterior mean and variance, respectively, defined as

$$\mathbf{F}(z_\ell^t, \sigma_t^2) = \int_{\mathbb{C}} x_\ell f(x_\ell | z_\ell^t, \sigma_t^2) dx_\ell \quad (10)$$

$$\mathbf{G}(z_\ell^t, \sigma_t^2) = \int_{\mathbb{C}} |x_\ell|^2 f(x_\ell | z_\ell^t, \sigma_t^2) dx_\ell - |\mathbf{F}(z_\ell^t, \sigma_t^2)|^2. \quad (11)$$

Here, the message posterior distribution is  $f(x_\ell | z_\ell^t, \sigma_t^2) = \frac{1}{Z} p(z_\ell^t | x_\ell, \sigma_t^2) p(x_\ell)$ , where  $p(z_\ell^t | x_\ell, \sigma_t^2) \sim \mathcal{CN}(x_\ell, \sigma_t^2)$  and  $Z$  is a normalization constant.

- 2) Compute the MAP estimate using (8) for  $t = t_{\max}$  with the posterior PDF  $p(s_\ell | z_\ell^{t_{\max}})$  as defined in (9) and  $p(w_\ell^{t_{\max}}) \sim \mathcal{N}(0, \sigma_{t_{\max}}^2)$ . The effective noise variance  $\sigma_{t_{\max}}^2$  is estimated using the postulated output variance  $N_0(1 + \tau^{t_{\max}})$  from cB-AMP (see [20, Def. 3]).

### B. State Evolution for LAMA-I

Virtually all existing theoretical results are incapable of providing performance guarantees for the success of message-passing on dense graphs. In our specific application, however, the structure of the factor graph of  $p(s_\ell, x_\ell | \mathbf{y}, \mathbf{H})$  enables us to study the associated theoretical properties in the large-system limit. As shown in [20], the effective noise variance  $\sigma_t^2$  can be calculated analytically for every iteration  $t = 1, 2, \dots, t_{\max}$ , using the complex state evolution (cSE) recursion. In Section III, we will use the cSE framework to derive optimality conditions for which LAMA-I achieves the

error-rate performance of the IO data detector in (2). The cSE for cB-AMP is detailed in the following theorem.

**Theorem 1** ([20, Thm. 3]). *Suppose that  $p(\mathbf{x}) \sim \prod_{\ell=1}^{M_T} p(x_\ell)$  and the entries of  $\mathbf{H}$  are i.i.d. circularly-symmetric complex Gaussian with variance  $1/M_R$ . Let  $\mathbf{n} \sim \mathcal{CN}(\mathbf{0}_{M_R \times 1}, N_0 \mathbf{I}_{M_R})$  and  $\mathbf{F}$  be a pseudo-Lipschitz function as defined in [27, Sec. 1.1, Eq. 1.5]. Fix the system ratio  $\beta = M_T/M_R$  and let  $M_T \rightarrow \infty$ . Then, the effective noise variance  $\sigma_{t+1}^2$  of cB-AMP at iteration  $t$  is given by the following cSE recursion:*

$$\sigma_{t+1}^2 = N_0 + \beta \Psi(\sigma_t^2). \quad (12)$$

Here, the mean-squared error (MSE) function  $\Psi$  is defined by

$$\Psi(\sigma_t^2) = \mathbb{E}_{X,Z} \left[ |F(X + \sigma_t Z, \sigma_t^2) - X|^2 \right] \quad (13)$$

with  $X \sim p(x_\ell)$ ,  $Z \sim \mathcal{CN}(0, 1)$ , and  $\mathbf{F}$  is defined in (10). The cSE recursion is initialized by  $\sigma_1^2 = N_0 + \beta \text{Var}_X[X]$ .

The cSE in Theorem 1 tracks the effective noise variance  $\sigma_t^2$  for every iteration  $t$ , which enables us to compute the posterior distribution (9) required in Step 2) of Algorithm 1.

**Remark 1.** *The posterior mean function  $\mathbf{F}$  and consequently the MSE function  $\Psi(\sigma_t^2)$  in (13) depend on the effective transmit signal prior  $p(\mathbf{x})$  in (5), which is a function of the data-vector prior  $p(\mathbf{s})$  and the conditional probability  $p(\mathbf{x}|\mathbf{s})$  that models the transmit-side impairments.*

### III. OPTIMALITY OF LAMA-I

We now analyze the optimality of LAMA-I for the impaired system model (1).

#### A. Optimality Questions

The cSE framework enables us to characterize the performance of LAMA-I in the large-system limit. In this section, we use this framework to study the optimality of LAMA-I. In particular, we address the following two optimality questions:

- (i) We derived LAMA-I using a message-passing algorithm.

However, there exists a broader class of algorithms to accomplish the same task. More specifically, the version of LAMA-I that uses sum-product message passing employs the posterior mean function  $\mathbf{F}$  as defined in (10). One can potentially change  $\mathbf{F}$  (or even pick different functions at different iterations) and come up with estimates  $\hat{x}_\ell$ ,  $\forall \ell$ , and perform data detection by using MAP detection on to these new estimates. Such alternative data-detection algorithms can still be analyzed through the state evolution framework. The first optimality question we can ask is whether we can improve the performance of LAMA-I by choosing functions different to those we introduced in (10)? As we will show in Section III-B, the posterior mean functions we used in (10) are indeed optimal.

- (ii) We also ask ourselves whether the optimal LAMA-I, i.e., LAMA-I that sets  $\mathbf{F}$  to a posterior mean, achieves the same error-rate performance as the IO data detector (2)? In what follows, we will answer both of these questions in the large-system limit.

## B. Optimality of Posterior Mean for LAMA-I

Consider the following generalization of LAMA-I, where the posterior mean function is replaced with a general pseudo-Lipschitz function  $F_t$  [16] that depends on the iteration step  $t$ , i.e., where we use

$$\hat{\mathbf{x}}^{t+1} = F_t(\mathbf{z}^t, N_0(1 + \tau^t)).$$

The first optimality question we would like to address is whether there exists a choice for the functions  $F_1, F_2, \dots$ , such that the resulting data-detection algorithm achieves lower probability of error. The following theorem establishes the fact that it is impossible to improve upon the choice of LAMA-I, where we use the posterior mean.

**Theorem 2.** *Let the assumptions made in Theorem 1 hold for  $F_1, \dots, F_{t_{\max}}$ . Suppose that we run LAMA-I for  $t_{\max}$  iterations and then, perform element-wise data detection. Let  $\hat{s}_\ell$  be the estimate we obtain for  $s_\ell$ . We denote the detection error probability as  $\mathbb{P}_{F_1, \dots, F_{t_{\max}}}(\hat{s}_\ell \neq s_\ell)$  to emphasize on the dependence of this probability on the functions employed at every iteration. The choice of  $F_1, \dots, F_{t_{\max}}$  that minimizes  $\mathbb{P}_{F_1, \dots, F_{t_{\max}}}(\hat{s}_\ell \neq s_\ell)$  is the posterior mean employed in (10).*

A detailed version of the proof for this theorem is given in [26]. For the sake of brevity, we only sketch the main steps of the proof. Since  $F_1, \dots, F_{t_{\max}}$  are pseudo-Lipschitz according to Theorem 1, we know that  $z_\ell^{t_{\max}}$  can be modeled as

$$z_\ell^{t_{\max}} = s_\ell + e_\ell + w_\ell^{t_{\max}},$$

where  $w_\ell^{t_{\max}}$  is Gaussian. The effect of  $F_1, \dots, F_{t_{\max}}$  is summarized by the variance of  $w_\ell^{t_{\max}}$ . It is straightforward to prove that the smaller the variance of  $w_\ell^{t_{\max}}$  is, the smaller the error probability  $\mathbb{P}_{F_1, \dots, F_{t_{\max}}}(\hat{s}_\ell \neq s_\ell)$  will be. Hence, we should use a sequence of functions  $F_1, \dots, F_{t_{\max}}$  that minimize the variance of  $w_\ell^{t_{\max}}$ . We can use induction to establish that the posterior mean leads to the minimum variance. In the last iteration  $t_{\max}$ , if the variance of  $w_\ell^{t_{\max}-1}$  is fixed, then it is straightforward to prove that we should use the posterior mean in the last iteration to minimize the variance of  $w_\ell^{t_{\max}}$ . By employing induction and by following the same line of argumentation, we can show that  $F_1, \dots, F_{t_{\max}}$  must all be the posterior mean.

We now use the cSE framework in Theorem 1 to establish conditions for which LAMA-I is optimal. We consider the case where the number of iterations  $t_{\max} \rightarrow \infty$  for which, as explained in [20, Sec. IV], the cSE recursion (12) converges to the following fixed-point equation:

$$\sigma^2 = N_0 + \beta\Psi(\sigma^2). \quad (14)$$

This equation can in general have one or more fixed points. If it has more than one fixed point, then LAMA-I may converge to different fixed points, depending on its initialization [28].

As the first step toward proving that LAMA-I is optimal, we derive conditions under which the fixed point equation (14) has a unique solution. To establish such conditions, we first define the following quantities (also see [14, Defs. 1-4]).

**Definition 1.** *For a given transmit data-vector prior  $p(\mathbf{s})$  and transmit-impairment distribution  $p(\mathbf{x}|\mathbf{s})$ , we define the exact recovery threshold (ERT)  $\beta^{\max}$  and the minimum recovery threshold (MRT)  $\beta^{\min}$  as*

$$\beta^{\max} = \min_{\sigma^2 > 0} \left\{ \left( \frac{\Psi(\sigma^2)}{\sigma^2} \right)^{-1} \right\}, \quad \beta^{\min} = \min_{\sigma^2 > 0} \left\{ \left( \frac{d\Psi(\sigma^2)}{d\sigma^2} \right)^{-1} \right\}.$$

The minimum critical noise  $N_0^{\min}(\beta)$  is defined as

$$N_0^{\min}(\beta) = \min_{\sigma^2 > 0} \left\{ \sigma^2 - \beta\Psi(\sigma^2) : \beta \frac{d\Psi(\sigma^2)}{d\sigma^2} = 1 \right\},$$

and the maximum guaranteed noise  $N_0^{\max}(\beta)$  is defined as

$$N_0^{\max}(\beta) = \max_{\sigma^2 > 0} \left\{ \sigma^2 - \beta\Psi(\sigma^2) : \beta \frac{d\Psi(\sigma^2)}{d\sigma^2} = 1 \right\}.$$

Using Definition 1, the following theorem establishes several regimes in which the fixed point of LAMA-I is unique.

**Lemma 3** (Optimality Conditions of LAMA-I). *Let the assumptions made in Theorem 1 hold and let  $t_{\max} \rightarrow \infty$ . Fix  $p(\mathbf{s})$  and  $p(\mathbf{x}|\mathbf{s})$ . If the variance of the receive noise  $N_0$  and system ratio  $\beta$  are in one of the following three regimes:*

- 1)  $\beta \in (0, \beta^{\min}]$  and  $N_0 \in \mathbb{R}^+$
- 2)  $\beta \in (\beta^{\min}, \beta^{\max})$  and  $N_0 \in [0, N_0^{\min}(\beta)) \cup (N_0^{\max}(\beta), \infty)$
- 3)  $\beta \in [\beta^{\max}, \infty)$  and  $N_0 \in (N_0^{\max}(\beta), \infty)$

then LAMA-I solves the optimal problem.

The proof follows from [14, Table II]. Note that for LAMA-I, the quantities in Definition 1 do not only depend on the data-vector prior  $p(\mathbf{s})$ , but also on the transmit-impairment distribution  $p(\mathbf{x}|\mathbf{s})$  (cf. Remark 1).

## C. LAMA-I vs. Individually Optimal (IO) Data Detection

We now show that in the large-system limit, LAMA-I achieves the error-rate performance of the IO data detector (2), if the fixed-point equation (14) has a unique fixed point. As will be clear from our arguments, even in cases where LAMA-I does not have a unique fixed point, one of its fixed points corresponds to the solution of IO. It is, however, difficult to find a suitable algorithm initialization that would cause our method to converge to the optimal fixed point. The core of our optimality analysis is the result on the performance of IO data detection based on the replica analysis presented in [29]. The replica analysis for IO data detection makes the following assumption about  $\hat{s}_\ell^{\text{IO}}$ .

**Definition 2.** *The IO solution is said to satisfy hard-soft assumption, if and only if there exist a function  $D : \mathbb{R} \rightarrow \mathcal{O}$ , whose set of discontinuities has Lebesgue measure zero and*

$$\hat{s}_\ell^{\text{IO}} = D(\mathbb{E}(s_\ell|\mathbf{y}, \mathbf{H})).$$

For some popular constellation sets, we can prove that the hard-soft assumption is in fact true. For example, for equiprobable BPSK constellation points, we have

$$\mathbb{E}(s_\ell|\mathbf{y}, \mathbf{H}) = \mathbb{P}(s_\ell = 1|\mathbf{y}, \mathbf{H}) - \mathbb{P}(s_\ell = -1|\mathbf{y}, \mathbf{H}),$$

and hence,  $s_\ell^{\text{IO}} = \text{sign}(\mathbb{E}(s_\ell|\mathbf{y}, \mathbf{H}))$ .

The next theorem establishes conditions for which LAMA-I achieves the performance of the IO data detector.

**Theorem 4.** *Suppose that the IO solution satisfies the hard-soft assumption. Furthermore, assume that the assumptions underlying the replica symmetry in [29] are correct. Then, under all the conditions of Lemma 3 and in the large-system limit, the error probability of LAMA-I is the same as probability of error of the IO data detector.*

For the sake of brevity, we only present a proof sketch; see [26] for the proof details. From the hard-soft assumption we realize that in order to characterize the probability of error of the IO data detector, we have to characterize the joint distribution of  $(s_\ell, \mathbb{E}(s_\ell|\mathbf{y}, \mathbf{H}))$ . Note that in [29] the limiting distribution of  $(x_\ell, \mathbb{E}(x_\ell|\mathbf{y}, \mathbf{H}))$  is calculated. A similar approach will work for our problem too. However, we have to slightly modify the problem and make it closer to the one in [29]. As the first step, we first derive the limiting distribution of  $(s_\ell, x_\ell, \mathbb{E}(s_\ell|\mathbf{y}, \mathbf{H}))$ . Note that the joint distribution of  $(s_\ell, x_\ell)$  is known. Furthermore,  $s_\ell \rightarrow x_\ell \rightarrow \mathbf{y}$  form a Markov chain. Hence,  $s_\ell \rightarrow x_\ell \rightarrow \mathbf{E}(x_\ell|\mathbf{y}, \mathbf{H})$  is a Markov chain, and conditioned on  $x_\ell$ , the two quantities  $s_\ell$  and  $\mathbf{E}(x_\ell|\mathbf{y}, \mathbf{H})$  are independent. This implies that in order to characterize the distribution of  $(s_\ell, x_\ell, \mathbb{E}(s_\ell|\mathbf{y}, \mathbf{H}))$ , we only need to characterize the distribution of  $(x_\ell, \mathbb{E}(s_\ell|\mathbf{y}, \mathbf{H}))$ . Furthermore, we have

$$\mathbb{E}(s_\ell|\mathbf{y}, \mathbf{H}) = \int \mathbb{E}(s_\ell|x_\ell)dp(x_\ell|\mathbf{y}, \mathbf{H}).$$

Define  $L(x_\ell) = \mathbb{E}(s_\ell|x_\ell)$ . Our original problem of characterizing the limiting distribution of  $(s_\ell, \mathbb{E}(s_\ell|\mathbf{y}, \mathbf{H}))$  is simplified to characterizing the limiting distribution of  $(x_\ell, \mathbb{E}(L(x_\ell)|\mathbf{y}, \mathbf{H}))$ . This latter problem can be solved by the replica method as explained in [22]. The final result is the following: the joint distribution of  $(s_\ell, x_\ell, \mathbb{E}(s_\ell|\mathbf{y}, \mathbf{H}))$  converges to  $(S, X, \mathbb{E}(S|X+\bar{\sigma}Z))$ , where  $S \sim p(s_\ell)$ ,  $X|S = s \sim p(x_\ell|s_\ell)$ ,  $Z \sim N(0,1)$  and is independent of both  $S$  and  $X$ , and finally  $\bar{\sigma}$  satisfies the fixed point equation

$$\bar{\sigma}^2 = N_0 + \beta\Psi(\bar{\sigma}^2). \quad (15)$$

Note that this is the same fixed point equation as the one we have for LAMA-I (14). Hence, whenever (15) has a unique fixed point, the replica analysis and LAMA-I will necessarily lead to the same solution. So far, we have shown that the effective noise level is the same for LAMA-I and IO. It is straightforward to show that since the effective noise levels are the same, the error probability of both schemes is the same. For the details, refer to our journal paper [26].

#### IV. LAMA-I FOR THE GAUSSIAN TRANSMIT-NOISE MODEL

Theorem 2, Lemma 3, and Theorem 4 as given above hold for general transmit-impairment distributions  $p(\mathbf{x}|\mathbf{s})$ . We now focus on the well-established Gaussian transmit-noise model [1], [3]. In particular, we start by providing

the remaining LAMA-I algorithm details and then, derive more specific conditions for which LAMA-I is optimal. We furthermore provide simulation results for finite-dimensional systems.

##### A. Algorithm Details

We assume  $\mathbf{e} \sim \mathcal{CN}(0, N_T \mathbf{I}_{M_T})$ , where  $\mathbf{e}$  is independent from  $\mathbf{s}$  and  $\mathbf{n}$ , and  $N_T$  is the transmit-noise power. The following lemma provides the remaining details for Algorithm 1 with this model. The proof is given in Appendix A.

**Lemma 5.** *Assume the MIMO system in (1) with  $\mathbf{e} \sim \mathcal{CN}(0, N_T \mathbf{I}_{M_T})$  being independent of  $\mathbf{s}$  and  $\mathbf{n}$ . For Step 1) of Algorithm 1, the probability distribution  $p(x_\ell)$  is given by*

$$p(x_\ell) = \sum_{a \in \mathcal{O}} p_a \frac{1}{\pi N_T} \exp\left(-\frac{1}{N_T} |x_\ell - a|^2\right).$$

The posterior mean  $\mathbf{F}$  and variance  $\mathbf{G}$  function corresponds to

$$\begin{aligned} \mathbf{F}(z_\ell^t, \sigma_t^2) &= \frac{N_T}{N_T + \sigma_t^2} z_\ell^t + \frac{\sigma_t^2}{N_T + \sigma_t^2} \sum_{a \in \mathcal{O}} w_a a, \\ \mathbf{G}(z_\ell^t, \sigma_t^2) &= \frac{N_T \sigma_t^2}{N_T + \sigma_t^2} + \sum_{a \in \mathcal{O}} w_a \left| \frac{N_T z_\ell^t + \sigma_t^2 a}{N_T + \sigma_t^2} - \mathbf{F}(z_\ell^t, \sigma_t^2) \right|^2, \end{aligned}$$

respectively, with

$$w_a = \frac{p_a \exp\left(-\frac{|z_\ell^t - a|^2}{N_T + \sigma_t^2}\right)}{\sum_{a \in \mathcal{O}} p_a \exp\left(-\frac{|z_\ell^t - a|^2}{N_T + \sigma_t^2}\right)}. \quad (16)$$

For Step 2), the MAP estimator (8) is given by

$$\hat{s}_\ell = \arg \min_{a \in \mathcal{O}} \left( \frac{|z_\ell^{\text{tmax}} - a|^2}{N_T + N_0(1 + \tau^{\text{tmax}})} - \log p_a \right). \quad (17)$$

For the Gaussian transmit-noise model, we see that LAMA-I only requires a few subtle modifications to the functions  $\mathbf{F}$  and  $\mathbf{G}$  compared to regular LAMA [20, Alg. 1], which ignores transmit-side impairments. Hence, making LAMA robust to the Gaussian transmit-noise impairments comes at virtually no expense in terms of complexity, but results in often significant performance improvements (cf. Section IV-C).

##### B. Optimality Conditions

The optimality conditions in Lemma 3, which depend on the system ratio  $\beta$ , receive noise variance  $N_0$ , as well as the signal prior and the transmit-impairment model, can be obtained via the fixed-point equation in (14).

It can be shown that for the Gaussian transmit noise model, the fixed-point equation (14) is equivalent to the ‘‘coupled fixed point equations’’ derived in [21, Eqs. 48 and 49], which have been used to characterize the capacity of the impaired system (1). While the results in [21] have been obtained via the replica method [22], LAMA-I provides a practical algorithm that achieves the same performance in the large-system limit.

The following lemma provides a condition for which LAMA-I is optimal. Our condition is independent of the receive noise variance  $N_0$  and the transmit-noise power  $N_T$ . The proof is given in Appendix B.

**Lemma 6.** *Let the assumptions in Theorem 1 hold and suppose that the IO solution satisfies the hard-soft assumption. Define  $\beta_m^{\min} = \min_{N_T} \beta^{\min}(N_T)$ . Furthermore, assume the Gaussian transmit-noise model. If  $\beta \leq \beta_m^{\min}$ , then LAMA-I is optimal.*

This lemma implies that there is a threshold  $\beta_m^{\min}$  on the system ratio  $\beta$  that enables LAMA-I to achieve the same error-rate performance as the IO data detector in the large-system limit. Note that this condition is independent of the receive and transmit noise levels  $N_0$  and  $N_T$ , respectively.

### C. Simulation Results

We now demonstrate the efficacy of LAMA-I for the Gaussian transmit-noise model in more realistic, finite-dimensional large-MIMO systems. We define the average receive signal-to-noise-ratio (SNR) as

$$SNR = \frac{\mathbb{E} [\|\mathbf{H}\mathbf{s}\|^2]}{\mathbb{E} [\|\mathbf{n}\|^2]} = \beta \frac{E_s}{N_0},$$

where  $E_s = \mathbb{E} [|s_\ell|^2]$ . We also define the so-called error-vector magnitude (EVM) as

$$EVM = \frac{\mathbb{E} [\|\mathbf{e}\|^2]}{\mathbb{E} [\|\mathbf{s}\|^2]} = \frac{N_T}{E_s}.$$

Figures 1(a) and 1(b) illustrate the symbol error rate (SER) simulation results for large MIMO systems with QPSK modulation, Gaussian transmit-noise, and two antenna configurations, i.e.,  $128 \times 8$  and  $128 \times 128$ . In both figures, the solid blue line corresponds to the performance of regular LAMA [14], [20] in absence of transmit noise (i.e.,  $EVM = -\infty$  dB). As shown by the dashed red line, regular LAMA experiences a significant performance loss in the presence of transmit noise with  $EVM = -10$  dB. In contrast, LAMA-I (indicated with the dash-dotted magenta line) yields significant performance improvements (the maximum number of LAMA-I iterations for  $128 \times 8$  and  $128 \times 128$  was  $t_{\max} = 10$  and  $t_{\max} = 15$ , respectively). The solid green line shows the optimal large-system limit performance. As it can be seen, LAMA-I closely approaches the optimum SER performance for finite-dimensional systems.

Figures 1(a) and 1(b) furthermore compare LAMA-I to regular LAMA operating on the whitened system (3) shown by the dotted black line. While both approaches achieve near-optimal performance, the whitening-based approach entails prohibitive complexity, mainly caused by the inverse matrix square root. In addition, the whitening-based approach is designed specifically for the Gaussian transmit-noise model; in contrary, LAMA-I is applicable to a broader range of real-world transmit-side impairments.

## V. CONCLUSION

We have introduced LAMA-I, a novel, computationally efficient data detection algorithm suitable for large-MIMO systems that are affected by a broad range of transmit-side impairments. We have developed conditions in the large-system limit for which LAMA-I achieves the error rate performance of the individually optimal (IO) data detector. For the special case of the Gaussian transmit-noise model and for practical antenna configurations, we have demonstrated that LAMA-I enables significant performance improvements compared to impairment-agnostic algorithms at virtually no overhead in terms of computational complexity. As a consequence, LAMA-I is a practical data-detection algorithm that renders practical large-MIMO systems more resilient to user equipment that suffers from strong transmit-side impairments.

### APPENDIX A

#### DERIVATION OF F AND G FOR GAUSSIAN TRANSMIT NOISE

We first derive  $p(\mathbf{x})$  as used in Step 1) of Algorithm 1. From (4) and the Gaussian transmit-noise model  $\mathbf{e} \sim \mathcal{CN}(0, N_T \mathbf{I}_{M_T})$ , which assumes independence from  $s_\ell$ , we can write effective transmit signal prior (5) as follows:

$$\begin{aligned} p(x_\ell) &= \int_{\mathcal{C}} \frac{1}{\pi N_T} \exp\left(-\frac{1}{N_T} |s_\ell - x_\ell|^2\right) \sum_{a \in \mathcal{O}} p_a \delta(s_\ell - a) ds \\ &= \sum_{a \in \mathcal{O}} p_a \frac{1}{\pi N_T} \exp\left(-\frac{1}{N_T} |x_\ell - a|^2\right). \end{aligned}$$

With this result, we can write the message posterior distribution  $f(x_\ell | \hat{x}_\ell, \sigma_\ell^2)$  defined in Step 1) of Algorithm 1 as:

$$\begin{aligned} f(x_\ell | z_\ell^t, \sigma_t^2) &= \frac{1}{Z \pi^2 N_T \sigma_t^2} \sum_{a \in \mathcal{O}} p_a \exp\left(-\frac{|z_\ell^t - a|^2}{N_T + \sigma_t^2}\right) \\ &\quad \times \exp\left(-\frac{N_T + \sigma_t^2}{N_T \sigma_t^2} \left|x_\ell - \frac{N_T z_\ell^t + \sigma_t^2 a}{N_T + \sigma_t^2}\right|^2\right). \end{aligned}$$

Here the normalization constant  $Z$  is chosen so that  $\int_{\mathcal{C}} f(x_\ell | \hat{x}_\ell, \sigma_t^2) dx_\ell = 1$ , which can be computed as:

$$Z = \sum_{a \in \mathcal{O}} p_a \frac{1}{\pi(N_T + \sigma_t^2)} \exp\left(-\frac{|z_\ell^t - a|^2}{N_T + \sigma_t^2}\right).$$

Therefore, the posterior mean  $F(z_\ell^t, \sigma_t^2)$  in (10) is given by:

$$F(z_\ell^t, \sigma_t^2) = \int_{\mathcal{C}} x_\ell f(x_\ell | z_\ell^t, \sigma_t^2) dx_\ell = \sum_{a \in \mathcal{O}} w_a \frac{N_T z_\ell^t + \sigma_t^2 a}{N_T + \sigma_t^2},$$

with the shorthand notation (16). The message variance  $G(z_\ell^t, \sigma_t^2)$  defined in (11) can be derived similarly.

For Step 2) of Algorithm 1, the effective noise  $w_\ell^{t_{\max}}$  is distributed as  $p(w_\ell^{t_{\max}}) \sim \mathcal{CN}(0, N_0(1 + \tau^{t_{\max}}))$  with statistical independence from the transmit-noise model  $e_\ell \sim \mathcal{CN}(0, N_T)$ , which yields  $p(w_\ell^{t_{\max}} + e_\ell) \sim \mathcal{CN}(0, N_0(1 + \tau^{t_{\max}}) + N_T)$ . With this result and relation (7), we have  $p(z_\ell^{t_{\max}} | s_\ell) \sim \mathcal{CN}(s_\ell, N_0(1 + \tau^{t_{\max}}) + N_T)$ , which together with (4), yields the following posterior distribution:

$$\begin{aligned}
p(s_\ell | z_\ell^{t_{\max}}) &\propto p(s_\ell) p(z_\ell^{t_{\max}} | s_\ell) \\
&= \sum_{a \in \mathcal{O}} \delta(s_\ell - a) \frac{p_a}{\pi(N_T + N_0(1 + \tau^{t_{\max}}))} \\
&\quad \times \exp\left(\frac{-|z_\ell^{t_{\max}} - s_\ell|^2}{N_T + N_0(1 + \tau^{t_{\max}})}\right). \quad (18)
\end{aligned}$$

Using the posterior distribution given in (18), we now compute the MAP estimator (8):

$$\begin{aligned}
\hat{s}_\ell &= \arg \max_{s_\ell \in \mathcal{O}} \sum_{a \in \mathcal{O}} \delta(s_\ell - a) p_a \exp\left(\frac{-|z_\ell^{t_{\max}} - s_\ell|^2}{N_T + N_0(1 + \tau^{t_{\max}})}\right) \\
&= \arg \min_{a \in \mathcal{O}} \left( \frac{|z_\ell^{t_{\max}} - a|^2}{N_T + N_0(1 + \tau^{t_{\max}})} - \log p_a \right).
\end{aligned}$$

#### APPENDIX B PROOF OF LEMMA 6

If  $\beta \leq \min_{N_T} \beta^{\min}(N_T)$ , then  $\beta \leq \beta_m^{\min} \leq \beta^{\min}(N_T)$  for any  $N_T$ . As a result, by Lemma 3, LAMA-I achieves the performance of the IO problem (2) for any  $N_0$  and  $N_T$ .

#### REFERENCES

- [1] C. Studer, M. Wenk, and A. Burg, "MIMO transmission with residual transmit-RF impairments," in *Int. ITG Workshop on Smart Antennas (WSA)*, Feb. 2010, pp. 189–196.
- [2] —, "System-level implications of residual transmit-RF impairments in MIMO systems," in *Proc. European Conf. on Antennas and Propagation (EUCAP)*, Apr. 2011, pp. 2686–2689.
- [3] T. C. Schenk, *RF imperfections in high-rate wireless systems: impact and digital compensation*. Springer Netherlands, 2008.
- [4] T. C. Schenk, P. F. Smulders, and E. R. Fledderus, "Performance of MIMO OFDM systems in fading channels with additive TX and RX impairments," in *Proc. IEEE BENELUX/DSP Valley Signal Process. Symp.*, Apr. 2005, pp. 41–44.
- [5] B. Goransson, S. Grant, E. Larsson, and Z. Feng, "Effect of transmitter and receiver impairments on the performance of MIMO in HSDPA," in *Proc. IEEE Int. Workshop Signal Process. Advances Wireless Commun. (SPAWC)*, Jul. 2008, pp. 496–500.
- [6] H. Suzuki, T. V. A. Tran, I. B. Collings, G. Daniels, and M. Hedley, "Transmitter noise effect on the performance of a MIMO-OFDM hardware implementation achieving improved coverage," *IEEE J. Sel. Areas Commun.*, vol. 26, no. 6, pp. 867–876, Aug. 2008.
- [7] H. Suzuki, I. B. Collings, M. Hedley, and G. Daniels, "Practical performance of MIMO-OFDM-LDPC with low complexity double iterative receiver," in *Proc. IEEE Int. Symp. Personal, Indoor, Mobile Radio Commun. (PIMRC)*, Sep. 2009, pp. 2469–2473.
- [8] J. P. González-Coma, P. M. Castro, and L. Castedo, "Impact of transmit impairments on multiuser MIMO non-linear transceivers," in *Int. ITG Workshop on Smart Antennas (WSA)*, Feb. 2011, pp. 1–8.
- [9] —, "Transmit impairments influence on the performance of MIMO receivers and precoders," in *Proc. European. Wireless Conf. – Sustainable Wireless Technol. (European Wireless)*, Apr. 2011, pp. 1–8.
- [10] E. Bjornson, P. Zetterberg, M. Bengtsson, and B. Ottersten, "Capacity limits and multiplexing gains of MIMO channels with transceiver impairments," *IEEE Commun. Lett.*, vol. 17, no. 1, pp. 91–94, Jan. 2013.
- [11] X. Zhang, M. Matthaiou, E. Bjornson, M. Coldrey, and M. Debbah, "On the MIMO capacity with residual transceiver hardware impairments," in *Proc. IEEE Int. Conf. Commun. (ICC)*, Jun. 2014, pp. 5299–5305.
- [12] F. Rusek, D. Persson, B. K. Lau, E. G. Larsson, T. L. Marzetta, O. Edfors, and F. Tufvesson, "Scaling up MIMO: Opportunities and challenges with very large arrays," *IEEE Signal Process. Mag.*, vol. 30, no. 1, pp. 40–60, Jan. 2013.
- [13] T. L. Marzetta, "Noncooperative cellular wireless with unlimited numbers of base station antennas," *IEEE Trans. Wireless Commun.*, vol. 9, no. 11, pp. 3590–3600, Nov. 2010.
- [14] C. Jeon, R. Ghods, A. Maleki, and C. Studer, "Optimality of large MIMO detection via approximate message passing," in *Proc. IEEE Int. Symp. Inf. Theory (ISIT)*, Jun. 2015, pp. 1227–1231.
- [15] D. L. Donoho, A. Maleki, and A. Montanari, "Message-passing algorithms for compressed sensing," *Proc. Natl. Acad. Sci. USA*, vol. 106, no. 45, pp. 18 914–18 919, Nov. 2009.
- [16] A. Montanari, *Graphical models concepts in compressed sensing, Compressed Sensing (Y.C. Eldar and G. Kutyniok, eds.)*. Cambridge University Press, 2012.
- [17] A. Maleki, "Approximate message passing algorithms for compressed sensing," Ph.D. dissertation, Stanford University, Jan. 2011.
- [18] D. Donoho, A. Maleki, and A. Montanari, "Message passing algorithms for compressed sensing: I. Motivation and construction," in *Proc. IEEE Inf. Theory Workshop (ITW)*, Jan. 2010, pp. 1–5.
- [19] —, "Message passing algorithms for compressed sensing: II. Analysis and validation," in *Proc. IEEE Inf. Theory Workshop (ITW)*, Jan. 2010, pp. 1–5.
- [20] C. Jeon, R. Ghods, A. Maleki, and C. Studer, "Optimal data detection in large MIMO," in *preparation for a journal*.
- [21] M. Vehkaperä, T. Riihonen, M. A. Girnyk, E. Björnson, M. Debbah, L. K. Rasmussen, and R. Wichman, "Asymptotic analysis of SU-MIMO channels with transmitter noise and mismatched joint decoding," *IEEE Trans. Commun.*, vol. 32, no. 6, pp. 1065–1082, Mar. 2015.
- [22] H. Nishimori, *Statistical physics of spin glasses and information processing: an introduction*. Oxford University Press, 2001, no. 111.
- [23] E. Larsson, O. Edfors, F. Tufvesson, and T. Marzetta, "Massive MIMO for next generation wireless systems," *IEEE Commun. Mag.*, vol. 52, no. 2, pp. 186–195, Feb. 2014.
- [24] J. Andrews, S. Buzzi, W. Choi, S. Hanly, A. Lozano, A. Soong, and J. Zhang, "What will 5G be?" *IEEE J. Sel. Areas Commun.*, vol. 32, no. 6, pp. 1065–1082, Jun. 2014.
- [25] M. Wu, B. Yin, A. Vosoughi, C. Studer, J. Cavallaro, and C. Dick, "Approximate matrix inversion for high-throughput data detection in the large-scale MIMO uplink," in *Proc. IEEE Int. Symp. Circuits and Syst. (ISCAS)*, May 2013, pp. 2155–2158.
- [26] R. Ghods, C. Jeon, A. Maleki, and C. Studer, "Data detection and estimation with input noise," in *preparation for a journal*.
- [27] M. Bayati and A. Montanari, "The dynamics of message passing on dense graphs, with applications to compressed sensing," *IEEE Trans. Inf. Theory*, vol. 57, no. 2, pp. 764–785, Feb. 2011.
- [28] L. Zheng, A. Maleki, X. Wang, and T. Long, "Does  $\ell_p$ -minimization outperform  $\ell_1$ -minimization?" *arXiv preprint: 1501.03704*, Jan. 2015.
- [29] D. Guo and S. Verdú, "Randomly spread CDMA: Asymptotics via statistical physics," *IEEE Trans. Inf. Theory*, vol. 51, no. 6, pp. 1983–2010, Jun. 2005.