

Time-dependent community structure in legislation cosponsorship networks in the Congress of the Republic of Peru

SANG HOON LEE*

*School of Physics, Korea Institute for Advanced Study, Seoul 02455, Korea
Integrated Energy Center for Fostering Global Creative Researcher (BK 21 plus) and
Department of Energy Science, Sungkyunkwan University, Suwon 16419, Korea
Oxford Centre for Industrial and Applied Mathematics (OCIAM), Mathematical Institute,
University of Oxford, Oxford, OX2 6GG, United Kingdom*

*Corresponding author: lshlj82@kias.re.kr

JOSÉ MANUEL MAGALLANES

*eScience Institute and Evans School of Public Policy and Governance, University of
Washington, WRF Data Science Studio, Physics/Astronomy Tower, 6th Floor, 3910 15th Ave
NE, Seattle, WA 98195-1570, USA*

*Departamento de Ciencias Sociales and Escuela de Gobierno y Políticas Públicas, Pontificia
Universidad Católica del Perú, Av. Universitaria 1801, San Miguel, Lima 32, Peru
Center for Social Complexity, Krasnow Institute of Advanced Study, George Mason
University, 4400 University Dr., Fairfax, VA 22030, USA*

AND

MASON A. PORTER

*Oxford Centre for Industrial and Applied Mathematics (OCIAM), Mathematical Institute,
University of Oxford, Oxford, OX2 6GG, United Kingdom
CABDyN Complexity Centre, University of Oxford, Oxford OX1 1HP, United Kingdom*

[Received on 18 September 2018]

We study community structure in time-dependent legislation cosponsorship networks in the Peruvian Congress, and we compare them briefly to legislation cosponsorship networks in the United States Senate. To study these legislatures, we employ a multilayer representation of temporal networks in which legislators in each layer are connected to each other with a weight that is based on how many bills they cosponsor. We then use multilayer modularity maximization to detect communities in these networks. From our computations, we are able to capture power shifts in the Peruvian Congress during 2006–2011. For example, we observe the emergence of “opportunists”, who switch from one community to another, as well as cohesive legislative communities whose initial component legislators never change communities. Interestingly, many of the opportunists belong to the group that won the majority in Congress.

Keywords:

political cosponsorship networks, time-dependent community structure, multilayer networks

1. Introduction

Political networks encompass several types of connectivity — based on social ties, voting similarities, and other features — and it is important to analyze them to understand political systems [1–4]. In

political science, the availability of public data (sometimes aided by various digital media [5]) provides a strong and compelling encouragement for quantitative analyses of politics [6]. In addition to legislative bodies, on which we focus in the present study, numerous types of political networks have now been investigated quantitatively. These include judiciary systems such as the United States (U.S.) Supreme Court [7] and the European Court of Justice [8]; international relations [9]; political communication [10]; lobbying [11]; and political behavior [12].

As with other types of networks, it has thus far been most common to examine political networks terms of standard (i.e., “monoplex”) networks, which are represented mathematically as ordinary graphs [13]. The types of legislative networks that have been studied in this way include ones defined based on committee assignments [14–17], legislation cosponsorship [18–22], party faction [23], and similarity of voting patterns [5, 24–32]. Ideas from temporal networks [33–35] and multilayer networks [36, 37] have been incorporated into investigations of some time-dependent [38–40] and multiplex networks [41] in data from politics and international relations. Investigations of the dynamical restructuring of political bodies have yielded insights into the aggregate tendencies of party polarization and realignment [24, 38, 40] and in the study of politically developing (or democratizing) countries [42–45], and using approaches from temporal and multilayer networks promises to generate further insights in these applications.

In the present paper, we consider the dynamical restructuring of a legislature in a democratizing country by examining a time-dependent network of legislators in the Congress of the Republic of Peru [46]. We construct a multilayer temporal network using bill cosponsorship relationships among politicians. In our multilayer representation of these temporal networks, the edge weights in each layer arise from the similarities in cosponsorship patterns during the time window that is associated with the layer. Because cosponsorship relationships are one of the main types of work allocated to the legislative branch of the government in Peru, studying them allows us to focus on official activities of politicians instead of either speculative or scandalous ones (social ties, bribery, etc.). To examine how cohesive sets of legislators with cosponsorship relationships change over time, we examine time-dependent community structure [38, 47]. We find a dramatic rearrangement of community structure in the Peruvian Congress, which we contrast to the relatively stable political bipolarity in the U.S. Senate. For the Peruvian Congress, considering a cosponsorship relationship alone does a good job of successfully revealing the underlying political power rearrangement, and it also appears to deliver more subtle information than official party membership. We quantify the rearrangement of political groups by examining changes over time in time-dependent community structure [36, 38]. We then do similar computations for legislation cosponsorship networks in the U.S. Senate and compare our results to our observations for the Peruvian Congress.

The rest of our paper is organized as follows. In Section 2, we present the data set of Peruvian legislators, discuss how we use it to construct time-dependent networks, and indicate our methodology for analyzing these networks. We discuss our results for the Peruvian Congress and U.S. Senate in Section 3, and we conclude in Section 4.

2. Data set and methods

2.1 *Peruvian cosponsorship network data*

We manually curated the legislation cosponsorship data for the Peruvian Congress during the years 2006–2011 directly from [46]. During 2006–2011, the Peruvian Congress experienced a significant amount of restructuring—including the splitting of the majority party (Unión por el Perú; UPP), which

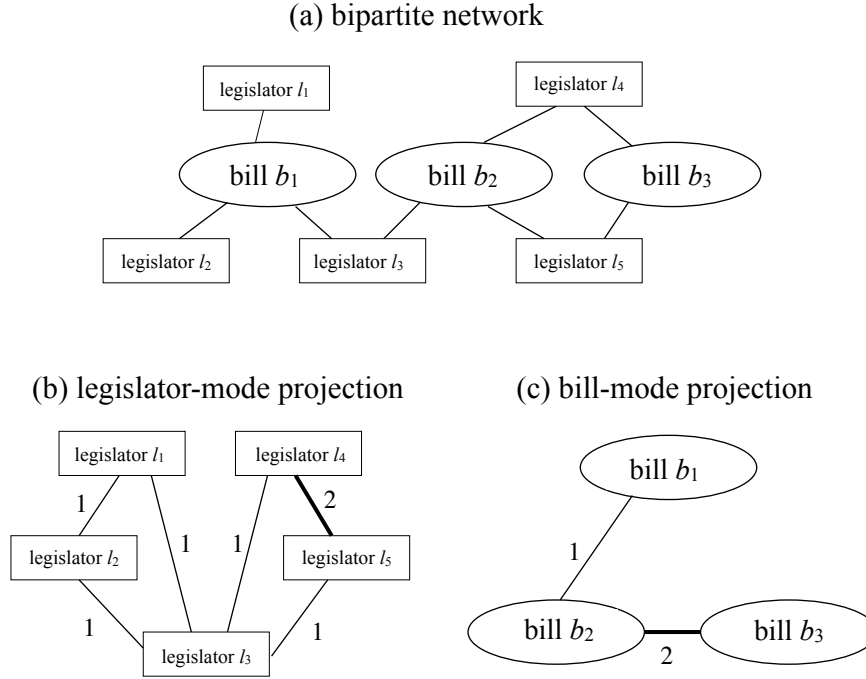


FIG. 1: Schematic to illustrate a projection from a bipartite network to a weighted network. The edges are undirected, because we treat all of the main sponsors and their cosponsors equally. (That is, we ignore the directed nature of such relationships.)

Table 1: Basic statistics for the bipartite cosponsorship networks (BCNs), bill-mode projection networks (BPNs), and legislator-mode projection networks (LPNs). [TW is the time window, #B is the number of bills, #L is the number of legislators, #E is the number of edges, and ρ is the edge density.]

TW	#B	#L	#E; ρ BCN	#E; ρ BPN	#E; ρ LPN
total	3522	130	27414; 0.0021	1569063; 0.253	7107; 0.848
0607_I	678	120	5251; 0.0645	56411; 0.246	3694; 0.517
0607_II	355	119	2824; 0.0668	18447; 0.294	3723; 0.530
0708_I	469	117	3656; 0.0666	25891; 0.236	2880; 0.424
0708_II	341	119	2629; 0.0648	13418; 0.231	2195; 0.313
0809_I	331	122	2550; 0.0631	12163; 0.223	2227; 0.302
0809_II	243	119	2032; 0.0703	8244; 0.280	3580; 0.510
0910_I	323	116	2394; 0.0639	11644; 0.224	2250; 0.337
0910_II	242	118	1942; 0.0680	7655; 0.263	2498; 0.362
1011_I	379	119	2875; 0.0637	18320; 0.256	2179; 0.310
1011_II	161	116	1261; 0.0675	3612; 0.280	2039; 0.306

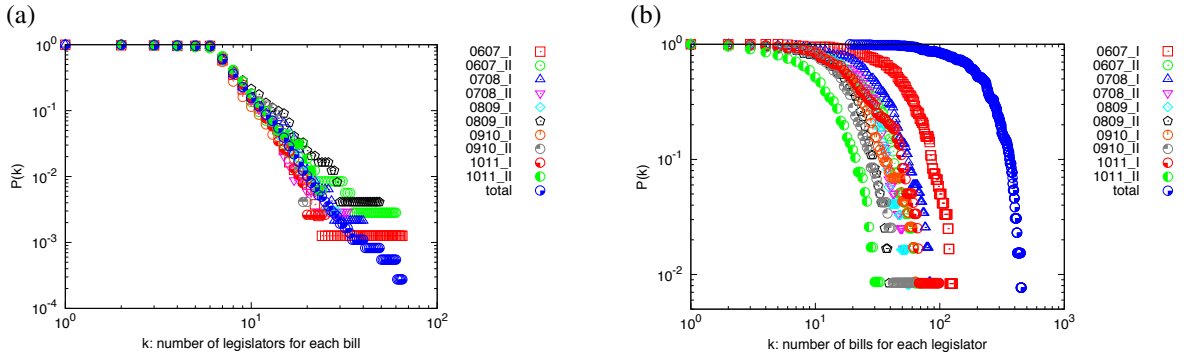


FIG. 2: Cumulative degree distributions $P(k) = \sum_{k' \geq k} p(k')$ of (a) bills (i.e., indicating the number of cosponsoring legislators) and (b) legislators (i.e., indicating the number of cosponsored bills) in the bipartite cosponsorship network (BCN) for each half-year.

was representing the “opposition” to the government¹, and the reorganization of legislators from the minority parties into different legislative groups². There were 7 parties/groups at the beginning of the 2006–2011 Congress, 14 groups were formed during that period (though not all were present at one time), and there were 9 political groups and 3 legislators without a group affiliation at the end of the Congress in 2011 [48].

A legislative year starts on 27 July every year, so we use “I” to denote bills between that date and the last day of December and “II” to denote bills between January and before the beginning of the next legislative year³. Therefore, 0607_I occurs in the second half of the year 2006, 0607_II occurs during the first half of the year 2007, and so on. A cosponsorship relation occurs between a legislator and a bill, so each half-year constitutes a bipartite (i.e., two-mode) network. As we illustrate in Fig. 1(a), if bill b_1 is cosponsored by legislators l_1 , l_2 , and l_3 , then bill b_1 is adjacent to l_1 , l_2 , and l_3 via an undirected edge. For simplicity, we do not distinguish between the main sponsor of a bill and his/her cosponsors, so everyone who participates in sponsoring a bill is adjacent to the bill (i.e., we ignore the directed nature of these edges, as in Ref. [20]). Of course, two bills can share legislators [such as legislator l_3 for bills b_1 and b_2 in Fig. 1(a)], and two legislators can cosponsor multiple bills (such as legislators l_4 and l_5 , who cosponsor bills b_2 and b_3). Such overlapping relationships are important for “projections” of a bipartite cosponsorship network (BCN) [see Figs. 1(b) and 1(c)]. Because we are interested in the relationships among the politicians, we use these networks to construct unipartite (i.e., one-mode) networks among legislators [see Fig. 1(b)]. The projection throws away some information [14, 15, 49, 50], but we nevertheless consider such legislator-mode projections as our primary type of network

¹In Peru, it is customary that the losing party in the presidential election considers itself to be the “opposition” in Congress as a declaration that it is watching the government to make sure that it remains accountable and is not abusing its constitutional powers.

²It is important to distinguish the terms “party” and “group” in Peruvian politics. A party competes in an election, whereas a group is created in Congress. Naturally, there is a very strong correspondence between parties and groups.

³This nomenclature helps facilitate understanding of the temporal organization of the bill proposals, but it need not correspond to official legislative sessions, as the official beginnings and endings of sessions can be reduced or extended if the Congress decides to do so. Proposals can be presented during extraordinary sessions, but the webpage of the Congress (whence the data was scraped) does not indicate whether any proposals were presented during an extraordinary session in 2006–2011.

among legislators.

In Fig. 1, we illustrate our procedure to “project” from a BCN to weighted, unipartite bill and legislator networks. In the former, a weighted edge indicates the number of cosponsoring legislators that two bills have in common; in the latter, a weighted edge indicates the number of bills that a pair of legislators both cosponsored. We also remove self-edges from the unipartite networks. In Table 1, we show some summary statistics for each of the ten periods (0607_I, 0607_II, 0708_I, 0708_II, 0809_I, 0809_II, 0910_I, 0910_II, 1011_I, and 1011_II). As a basic network statistic, for each bipartite network, we show the degree distributions of bills and legislators in Fig. 2. Observe that the number of legislators who cosponsor bills is distributed much more heterogeneously compared to the number of bills that individual legislators cosponsor. A similar result was reported for legislation cosponsorship networks in the U.S. [19]. From now on, we examine the weighted unipartite networks between legislators [see Fig. 1(b)]. To obtain deeper insights than what we can see from the basic calculations in Fig. 1 (and to illustrate a fascinating difference between the Peruvian and U.S. legislatures), we will examine multi-layer community structure across the ten legislative sessions. In particular, this will allow us to explore how coherent, densely-connected sets of legislators change from 2006 to 2011.

By partitioning the bills into ten consecutive periods, we obtain a temporal network of cosponsorship relations. The weighted legislator-mode projection networks for different periods all include most legislators (though some legislators are “invisible” during a specific period due to their absence in cosponsoring activities). There are 130 legislators⁴ in total, and we examine the temporally changing relations in legislation cosponsorship over the ten periods. We construct a multilayer representation [36, 38] of the temporal network from the ten consecutive periods. A legislator in a given period is a single node-layer, so each legislator has ten corresponding node-layers. To study community structure, we will partition the multilayer network, which is composed of the node-layers and the edges between them, into disjoint communities.

2.2 Multilayer community detection

Reference [38] introduced a method for time-dependent community detection by deriving and maximizing a multilayer generalization of the modularity objective function:

$$Q = \frac{1}{2\mu} \sum_{ijsr} \left[\left(A_{ijs} - \gamma_s \frac{k_{i,s} k_{j,s}}{2m_s} \right) \delta(s, r) + \delta(i, j) C_{jsr} \right] \delta(g_{i,s}, g_{j,r}), \quad (2.1)$$

where i and j are legislators, s and r (where $s, r \in \{1, \dots, \mathcal{T}\}$, and we divide time into \mathcal{T} nonoverlapping windows) are layers (i.e., periods, which consist of half-years), δ is the Kronecker delta, and $g_{i,s}$ is the community to which legislator i is assigned in layer s (so $\delta(g_{i,s}, g_{j,r}) = 1$ if node i in layer s and node j in layer r belong the same community). The adjacency-tensor element A_{ijs} gives the number of bills that legislators i and j cosponsor in period s . Thus, $A_{ijs} = 0$ if i and j do not cosponsor a single bill, and we take $A_{iis} = 0$ for every i to remove self-edges. Additionally, $k_{i,s}$ is the strength of node i (i.e., the sum of the weights of the intralayer edges attached to node i) in layer s , the quantity $m_s = \sum_{ij} A_{ijs}/2$ is the sum of the weights in layer s , and γ_s is the resolution parameter in layer s . The quantity $C_{jsr} \neq 0$ if node-layer (j, s) is adjacent to node-layer (j, r) (i.e., legislator j is connected to him/herself across different periods), and $C_{jsr} = 0$ otherwise. We assume so-called “diagonal” coupling [36], so nonzero interlayer coupling cannot occur between different legislators. We use the factor $2\mu = \sum_{ijs} A_{ijs} + \sum_{jsr} C_{jsr}$ to

⁴The 2006–2011 Peruvian Congress had 120 seats, but an additional 10 legislators were part of this Congress because some legislators died or were expelled.

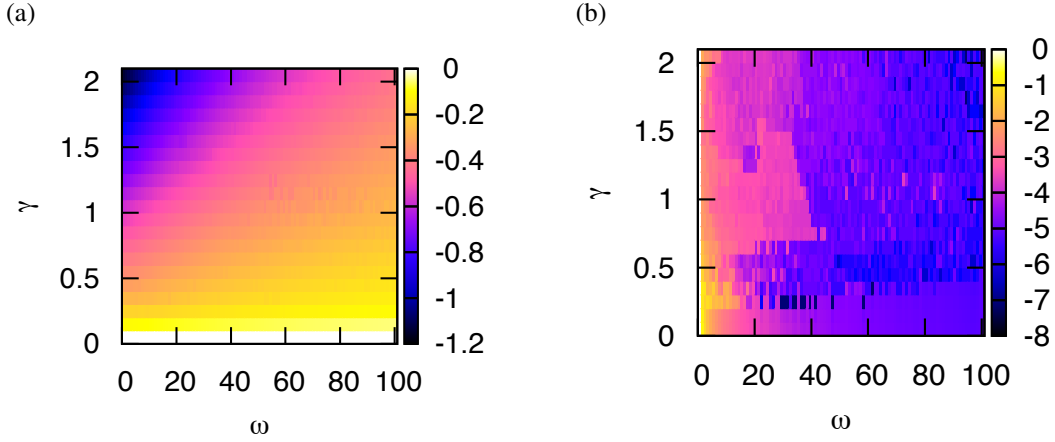


FIG. 3: Summary statistics for time-dependent community detection in the multilayer legislation cosponsorship network in the 2006–2011 Peruvian Congress. Logarithm of (a) maximum modularity (using a variant [53] of the Louvain method) and (b) the mean normalized flexibility $\langle f_i \rangle / (\mathcal{T} - 1)$, where the flexibility f_i for node i is defined in Eq. (3.1), \mathcal{T} is the total number of layers, and $\langle \dots \rangle$ denotes the mean over all nodes. Flexibility depends on both the interlayer coupling strength (i.e., interlayer resolution parameter) ω and the intralayer resolution parameter γ .

normalize $Q \in [-1, 1]$. See [51] for recent theoretical work on multilayer modularity maximization. When a legislator does not appear in some period, all intralayer and interlayer edges attached to his/her associated node-layer have a value of 0.

We simplify the interlayer connections further by taking $C_{j_{sr}} = \omega$ if two consecutive layers s and r share legislator j and $C_{j_{rs}} = 0$ otherwise. Hence, interlayer edges occur only between consecutive layers, the interlayer coupling is “ordinal” [36], and it is uniform across legislators. By also taking $\gamma_s = \gamma$ for all layers, we are left with an “intralayer resolution parameter” γ to go along with the ‘interlayer resolution parameter’ ω [52]. As in one of the approaches in Ref. [38], we use a variant [53] of the Louvain method [54] to maximize Q .

3. Results

3.1 Measuring switches in political allegiances

Motivated by the work in [55], we define the “flexibility” f_i of legislator i to be the number of times that he/she changes community membership during the observation time in the multilayer network. That is,

$$f_i = \sum_{s=1}^{\mathcal{T}-1} [1 - \delta(g_{i,s}, g_{i,s+1})], \quad (3.1)$$

where we recall that $g_{i,r}$ indicates the community assignment of legislator i in layer $r \in \{1, \dots, \mathcal{T}\}$. The term “flexibility” was used in [55] in a study of functional brain networks, and we adopt it for the present

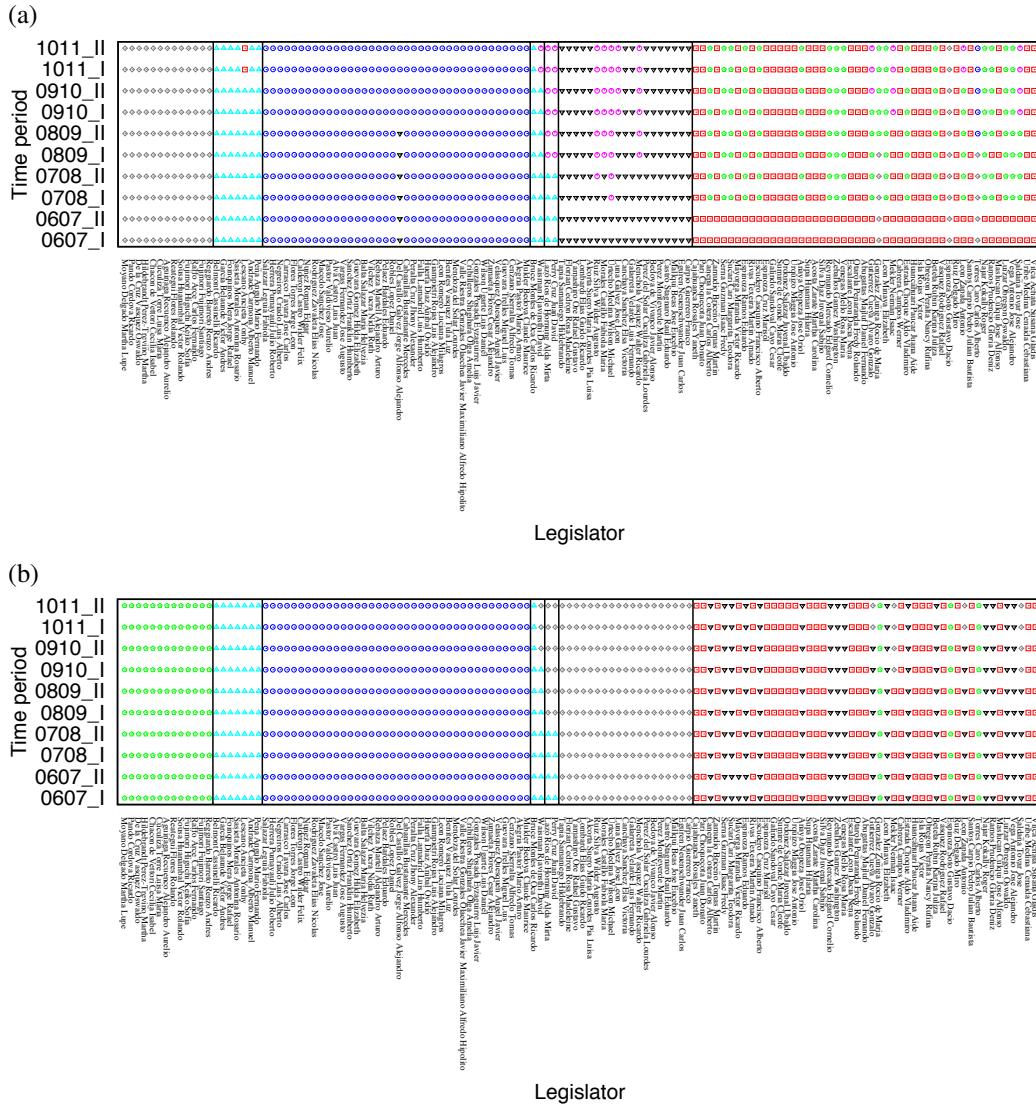


FIG. 4: Time-dependent community structure for the multilayer legislation cosponsorship network in the 2006–2011 Peruvian Congress for (a) $(\gamma, \omega) = (1.0, 20.0)$ (with 7 total communities) and (b) $(\gamma, \omega) = (1.0, 60.0)$ (with 6 total communities). We show different communities using different colors and symbols, and we sort the legislators by political party (i.e., the parties for which they were candidates), which we sort alphabetically from left to right and separate with vertical lines. The political parties are Alianza por el Futuro, Frente del Centro, Partido Asprista Peruano, Perú Posible, Restauración Nacional, Unidad Nacional, and Unión por el Perú.

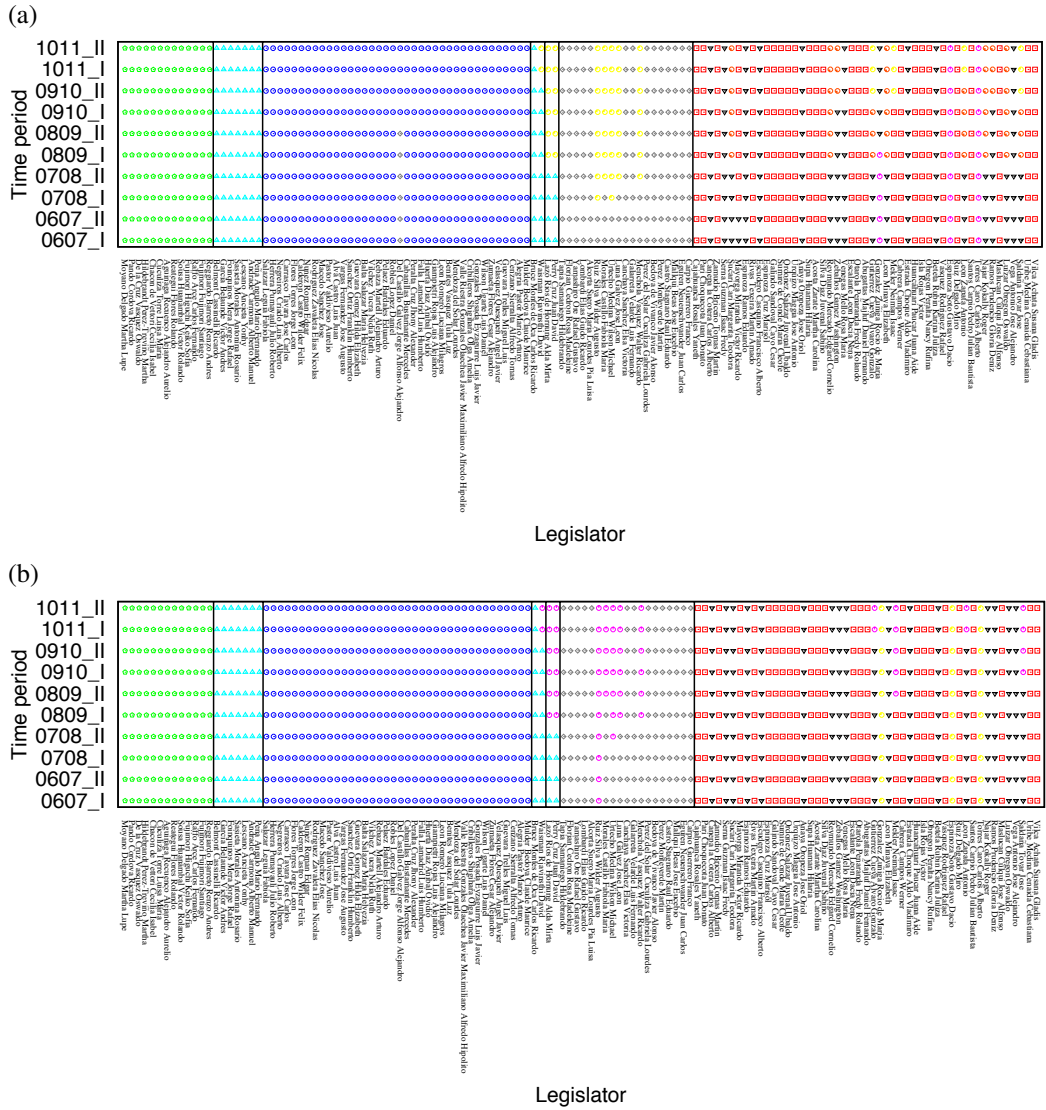


FIG. 5: Time-dependent community structure for the multilayer legislation cosponsorship network in the 2006–2011 Peruvian Congress for (a) $(\gamma, \omega) = (1.5, 20.0)$ (with 9 total communities) and (b) $(\gamma, \omega) = (1.5, 60.0)$ (with 8 total communities). We show different communities using different colors and symbols, and we sort the legislators by political party, which we sort alphabetically from left to right and separate with vertical lines. The political parties are Alianza por el Futuro, Frente del Centro, Partido Asprista Peruano, Perú Posible, Restauración Nacional, Unidad Nacional, and Unión por el Perú.

Table 2: The most flexible Peruvian legislators from the calculations visualized in Figs. 4, 5, and 7.

name	party	district	flexibility with $(y, t_0) =$ (1.0, 20.0)	(1.0, 60.0)	(1.5, 20.0)	(1.5, 60.0)
Gloria Deniz Ramos Prudencio	Unión por el Perú	Pasco	3	0	1	0
José Saldaña Tovar	Unión por el Perú	Huancavelica	2	1	2	1
Antonio León Zapata	Unión por el Perú	Apurímac	2	1	2	1
Alvaro Gonzalo Gutiérrez Cueva	Unión por el Perú	Arequipa	2	1	2	1
David Walsman Rivarín	Perú Posible	Lima	1	1	1	1
Juan David Pery Cruz	Restauración Nacional	Madre de Dios	1	1	1	1
Isaac Wekter	Unión por el Perú	Callao	1	1	1	1
Aida Miral Lazo Ros de Homung	Restauración Nacional	Lima	1	1	1	1
Walter Ricardo Mayorga Miranda	Unión por el Perú	Cusco	0	1	1	0
Walter Ricardo Menchola Vásquez	Unidad Nacional	Madre de Dios	1	0	1	1
José León Lami Calvez	Unidad Nacional	Lima	1	0	1	1
Wilson Michael Urceño Medina	Unidad Nacional	La Libertad	1	0	1	1
Fabola María Morales Castillo	Unidad Nacional	Piura	1	0	1	1

Table 3: Notably Flexible U.S. Senators from the calculations visualized in Figs. 6 and 8.

name	party	state	flexibility with $(\gamma, \omega) =$			
			$(1.0, 20.0)$	$(1.0, 60.0)$	$(1.5, 20.0)$	$(1.5, 60.0)$
Ernest Hollings	Democrat	South Carolina	6	3	0	0
Dennis DeConcini	Democrat	Arizona	5	5	0	0
Arlen Specter	Republican	Pennsylvania	4	4	1	0
Dave Durenberger	Republican	Minnesota	4	3	0	0
William Cohen	Republican	Maine	4	2	0	0
Bob Packwood	Republican	Oregon	4	2	1	0
Wendell Ford	Democrat	Kentucky	3	3	1	0
David Pryor	Democrat	Arkansas	3	3	0	0
John Breaux	Democrat	Louisiana	2	3	0	0
Alfonse D'Amato	Republican	New York	3	3	0	0
John Chafee	Republican	Rhode Island	3	3	0	0
James Exon	Democrat	Nebraska	3	3	1	0
Slade Gorton	Republican	Washington	2	3	0	0
Edward Kennedy	Democrat	Massachusetts	0	0	6	2
Tom Harkin	Democrat	Iowa	0	0	5	1
John McCain	Republican	Arizona	0	0	4	2
Mich McCConnell	Republican	Kentucky	0	0	4	1
Don Nickles	Republican	Oklahoma	0	0	4	1
Robert Dole	Republican	Kansas	0	0	3	2
Jesse Helms	Republican	North Carolina	0	0	3	2
Larry Craig	Republican	Idaho	0	0	2	2
James McClure	Republican	Idaho	0	0	1	2
Barbara Mikulski	Democrat	Maryland	0	0	2	2
Conrad Burns	Republican	Montana	0	0	2	2

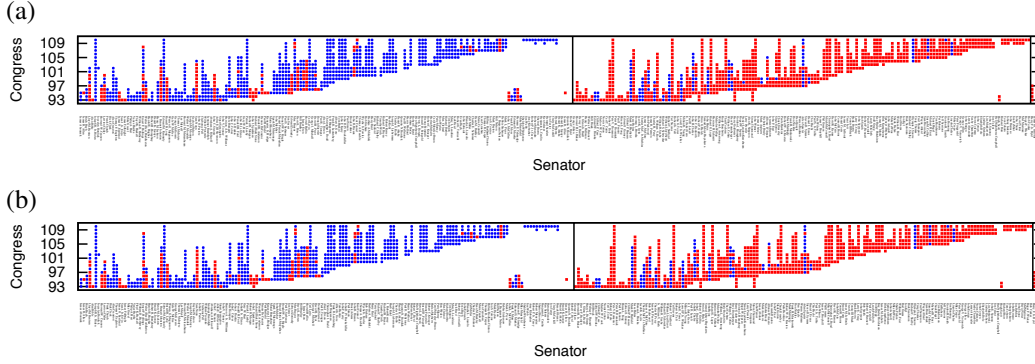


FIG. 6: Time-dependent community structure for the legislation cosponsorship network in Congresses 93–110 of the U.S. Senate for (a) $(\gamma, \omega) = (1.0, 20.0)$ and (b) $(\gamma, \omega) = (1.0, 60.0)$. In each case, there are 2 communities in total. We show different communities using different colors and symbols, and we sort the Senators by political party, which we separate with vertical lines. From left to right, the parties are the Democratic Party, the Republican Party, independents (Harry F. Byrd Jr. and James M. Jeffords), and the Conservative Party of New York State (James L. Buckley).

paper. A complementary concept is network “persistence,” which was defined in Ref. [51] as

$$\sum_{s=1}^{\mathcal{T}-1} \sum_{i=1}^N \delta(g_{i,s}, g_{i,s+1}), \quad (3.2)$$

where N is the number of entities (e.g., legislators) in a multilayer network.

In Fig. 3, we show the maximum modularity and mean flexibility $\langle f_i \rangle$ for the temporal multilayer legislator-projected network from multilayer modularity maximization [38] using a variant [53] of the Louvain method [54]. The flexibility results in Fig. 3(b) suggest that there is a nontrivial relationship between flexibility values and the parameters γ and ω , so it is helpful to explore these results further for several values of (γ, ω) . In this paper, we present results for four parameter combinations: $(\gamma, \omega) = (1.0, 20.0), (1.0, 60.0), (1.5, 20.0),$ and $(1.5, 60.0)$. Although the two values of the interlayer coupling strength ω seem large in comparison to those in previous works [38, 52], we wish to use values that are comparable to intralayer coupling strengths (i.e., the intralayer edge weights), which we take to be the numbers of cosponsored bills. With these computations, we are able to illuminate interesting political structures in the Peruvian Congress and to subsequently contrast them with community structure in the U.S. Senate. In Figs. 4 and 5, we illustrate time-dependent community structure for several values of (γ, ω) . Larger values of γ capture smaller communities (and a larger number of communities), and larger values of ω capture more temporally coherent communities (as expected) [38]. We then perform similar computations for U.S. Senate cosponsorship networks. We downloaded the U.S. Senate data from [56]. These data start from the 93rd Congress (which covers the dates 3 January 1973–3 January 1975) and go through the 110th Congress (which covers the dates 3 January 2007–3 January 2009). We construct a multilayer U.S. Senate cosponsorship network using the same procedure (see Fig. 1) as for the Peruvian Congress, except that each time window in the former covers an entire 2-year Congress (in contrast to a half-year for Peru). We also use the same values of the resolution parameters γ and ω .

With our calculations, we demonstrate that multilayer modularity maximization can yield insight

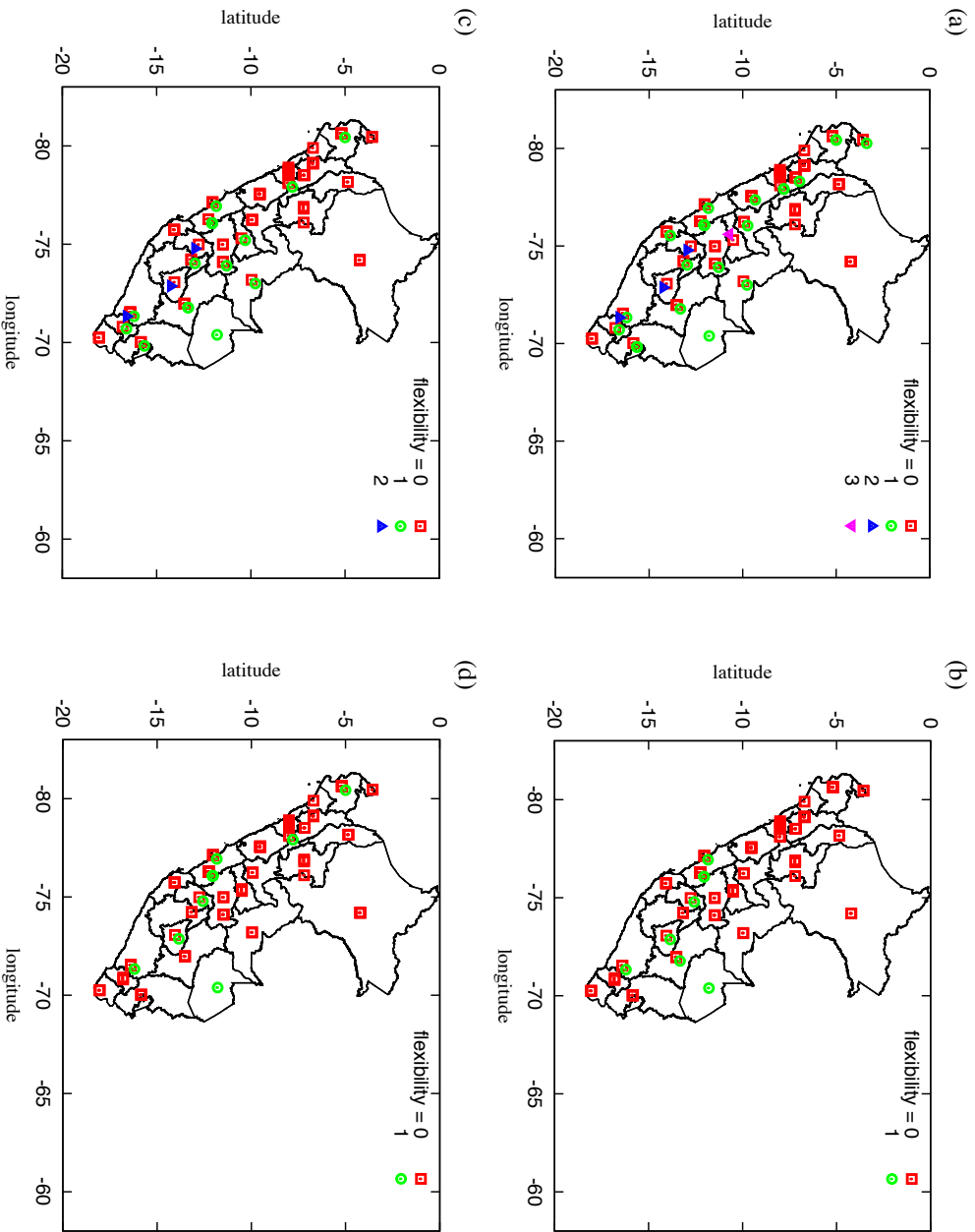


Fig. 7: Flexibility values of individual Peruvian legislators on top of their district locations (where we move the positions slightly differently for different flexibility values to avoid overlap and make the plots more readable) on the map of Peru [64] for (a) $(\gamma, \omega) = (1.0, 20.0)$, (b) $(\gamma, \omega) = (1.0, 60.0)$, (c) $(\gamma, \omega) = (1.5, 20.0)$, and (d) $(\gamma, \omega) = (1.5, 60.0)$. The flexibility values are not normalized, so a legislator's flexibility value is the number of times that he/she changed communities during the 2006–2011 Peruvian Congress.

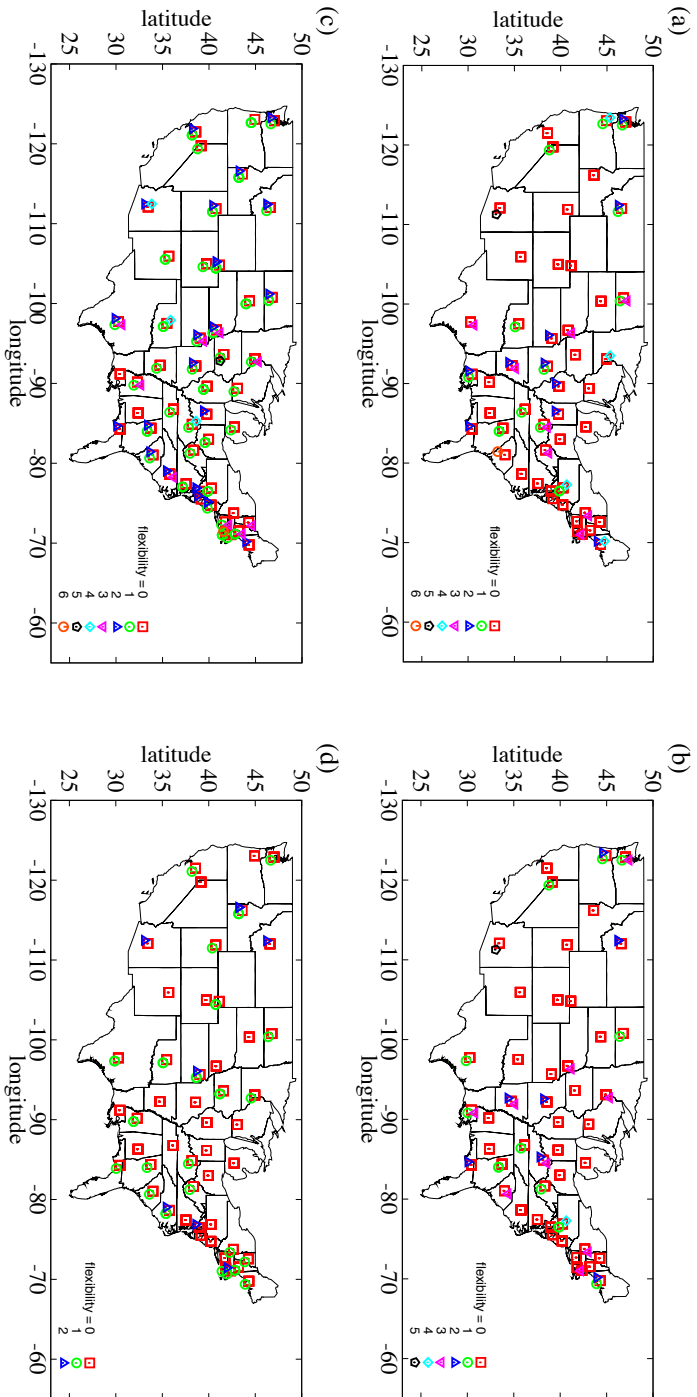


Fig. 8: Individual U.S. Senators' flexibility values on top of their states (marked on each state's capital, where we move the positions slightly differently for different flexibility values to avoid overlap and make the plots more readable) on a map of the U.S. mainland [65] for (a) $(\gamma, \omega) = (1.0, 20.0)$, (b) $(\gamma, \omega) = (1.0, 60.0)$, (c) $(\gamma, \omega) = (1.5, 20.0)$, and (d) $(\gamma, \omega) = (1.5, 60.0)$. We omit Hawaii and Alaska for ease of viewing. The flexibility values are not normalized, so a Senator's flexibility value is the number of times that he/she changed communities during the 93rd–110th Congresses.

about time-dependent community structure in real political cosponsorship data, and the adjustable intralayer resolution parameter and interlayer coupling allow one to explore structure at multiple scales. We now compare results from our two data sets, and we interpret our results on the Peruvian Congress in more detail in Section 3.2.

We illustrate time-dependent community structure for the U.S. Senate in Fig. 6). Unsurprisingly, we observe a relatively stable bipolar structure (Democrats versus Republicans) in the U.S. Senate, which contrasts sharply with the more intricate temporal community structure in the Peruvian Congress. Although the observation periods — 5 years versus 36 years for the whole duration, and one half-year versus two years for each layer — for the two legislatures are different (which is a very important issue to consider in our comparison of the two legislatures), we stress that it is the *shorter* of the two that experiences much more dramatic changes in community structure, further emphasizing the sharp contract in community-structure dynamics in these two countries. For instance, Unidad Nacional (UN), which was composed of four parties, dissolved in 2008 [57] after eight years of political alliance. This could help explain the restructuring of its year-2007 members that we observe in Figs. 4(a) and 5(a,b).

Figures 4 and 5 also highlight the loyalty of politicians in the Partido Aprista Peruano (PAP) and the Fujimori Group; none of their members left those groups to join another group. By contrast, the party Unión por el Perú (UPP), which started the 0607_I Congress (in July 2006) with a majority of the seats (45 seats out of 120), lost members to other groups in Congress. By the end of the 1011_II session in 2011, UPP had only 7 remaining members [58]. Figures 5 and (especially) Figure 4 illustrate the switching of the UPP legislators to other parties. We discuss such political reorganizations further in Section 3.2.

3.2 Dynamical reorganization of the Peruvian Congress

To discuss time-dependent community structure in the Peruvian Congress in more detail, we need to give some context about the legislators and the Peruvian political system.

- A legislator must obtain support from at least five other legislators to present a bill proposal. Each legislator represents one Region (similar to a U.S. State) in Peru, and each Region can have one or more legislators from one or more parties. Lima, the capital of Peru, has 30% of all seats [59]. A legislator needs to be part of a political group that includes at least six legislators to be represented on the Congress Board⁵.
- The Peruvian Congress has only one chamber. In 2006, 25 parties competed for 120 seats, and 7 parties won at least one seat [61]. The party (PAP) of the President of the executive branch did not obtain a majority (it won 36 seats) in Congress, and the party (UPP) of the runner-up for President won the largest number of seats (45 seats). PAP is a traditional and longstanding party (almost 90 years old) and UPP was composed primarily of new regional leaders and popular figures (from outside the political arena)⁶. At the beginning of the 2006–2011 Congress, it was not clear whether UPP would be able to remain cohesive and gain more support from the minority

⁵According to the norms of the Congress, available at [60], the Congress Board is in charge of conducting the discussion of proposals, the discussion of voting, and the meetings in which proposals are scheduled. The president of the Congress Board appoints all high-level staff in Congress, and the Congress Board is the body that most influences the Congress's budget.

⁶UPP was founded in 1994. After losing against President Alberto Fujimori in 1995, UPP was a weak political party, but it remained eligible to compete in future elections. In the 2006 election, a popular candidate (Ollanta Humala) was invited to be the UPP candidate. See [62] for further historical details.

groups to control the Congress or if the traditional cohesiveness of PAP's legislators would play in PAP's favor and allow them to keep control of Congress.

The winning party (PAP) in the executive branch garnered the second-largest number of seats (with 9 fewer than the majority) and kept control of the Congress. They presided over every Congress Board, and they never lost their internal cohesion, as none of their members abandoned the party to join another group. By contrast, UPP and other parties lost legislators to other political groups or founded new groups. Among the 45 legislators that UPP had in 2006, only 7 remained in 2011 [48]. Figures 5 captures reorganizations in the political parties. For instance, we observe opportunistic behavior of legislators who tend to strengthen ties outside their original community. This seems to have occurred not only among legislators whose original party had a small share in Congress but also to members of the majority party (UPP), which included many of the most flexible legislators. Eight legislators were members of at least three different groups; seven of these legislators were from UPP⁷, and one legislator (Wilson Michael Urtecho Medina) was from the UN. By examining time-dependent community structure, one can also see the emergence of new groups (e.g., Partido Demócrata Peruano, which included Carlos Torres Caro, Gustavo Espinoza, and Rocío González from the UPP). One can also observe the cohesiveness in PAP and the Fujimori group (i.e., Alianza por el Futuro).

Legislators from UPP were not the only ones who were switching to other groups. Moreover, the switching behavior of legislators may have been reinforced when UN, which originally had 17 seats, ceased to be an alliance in 2008. The legislators from Solidaridad Nacional (SN), one of the parties in the UN alliance, formed a new group during the second half of the 2006–2011 Congress (when the 2011 presidential elections were in sight)⁸. Officially, however, UPP supported SN in the 2011 election [63].

We check for geographical correlations with our observations by comparing individual legislators' district location to their flexibility [see Eq. (3.1)], which indicates how often they change community assignment. In Fig. 7, we plot individual legislators' flexibility values on top of their district locations on a map of Peru, and we observe that the central part of the country (including the capital city Lima) tends to have more flexible legislators. We list some notably flexible legislators in Table 2.

Our discussions above suggest that Peruvian legislators need to be strategic to maximize his/her political opportunities. For example, they can either take a "loyalist" or an "opportunist" strategy. In the latter strategy, a politician moves to what appears to be a more promising group or party for their political future. Moreover, one can examine the loyalty level of parties based on how many legislators remain with them over time. For example, during the 2006–2011 Congress, PAP and the Fujimori group kept all of their members. Additionally, as we have seen above, having a significant presence in the Peruvian Congress is not sufficient to ensure loyalty: UPP had the majority but lost several legislators to other groups. Such strategic behavior can result from several possible causes:

- The number of legislators that are needed to found a group is six, which can encourage members of parties with fewer than six seats to switch to other groups (even to ones with a rather different political 'ideology' or 'identity').
- There is a current trend of low reelection rates in the Peruvian Congress, so as an election draws near, legislators may need to develop a strategy to distance themselves from parties that become unpopular and associate more closely with groups that become popular.

⁷These legislators were Gloria Deniz Ramos Prudencio, Washington Zeballos Gómez, Isaac Mekler Neiman, Alvaro Gonzalo Gutierrez Cueva, Antonio León Zapata, Jose Saldaña Tovar, and Rosa María Venegas Mello.

⁸The leader of SN, who at that time was the Mayor of Lima (Peru's city capital), aspired to become President in 2011. Meanwhile, other parties in the UN had their own plans for the 2011 Presidential elections.

- Another current trend is for party leaders to invite popular figures to their Congressional roster. This may affect the cohesiveness of a party.

By 2011, twelve legislators were in a different party than the one to which they were associated during the 2006 elections. Only one of them was reelected in the 2011 election. Nine of the twelve were not from Lima, and none of those nine were reelected. Although party switching is considered to be an effective strategy for short-term gain, the very low reelection rate in the last three Congressional elections (2001, 2006, 2011) may also suggest that it is not an effective long-term strategy. To investigate such a hypothesis, it will be important to compare the Peruvian Congress to Congresses in other nations.

In contrast to party switching in the Peruvian legislature, U.S. Senators have much firmer community memberships, and their flexibility does not seem to include as many geographic characteristics. We show their flexibilities on a map of the U.S. in Fig. 8, and we again observe a bipolar structure among the U.S. Senators. We list some notably flexible Senators in Table 3. The list depends sensitively on the value of the intralayer resolution parameter γ (e.g., it consists mostly of Republicans for some parameter values but not for Democrats for others), in contrast to our observations for the Peruvian Congress. We also recall that using different values of resolution parameters can be helpful for investigating different structural features (e.g., ones with different sizes) in networks [47, 52].

4. Conclusions and discussion

We examined time-dependent community structure to explore dynamical restructuring in the Peruvian Congress in the 2006–2011 session by studying networks constructed from (publicly available) legislation cosponsorship data. Our computations give a lens with which to view the frequent switches in the political group affiliations of legislators in Peru, and our investigation illustrates a dissolution of the majority party at the beginning of 2006 Peruvian Congress. We contrasted these Peruvian politics with the political climate in the U.S., in which there are two highly polarized political parties.

From a more general standpoint, our calculations indicate that even cosponsorship data alone is able to reveal political restructuring in legislative bodies. For countries, such as Peru, in which democratic institutions are still immature,⁹ it should be very insightful to use quantitative methods such as network analysis to analyze political restructuring during the maturation process of governmental bodies.

As more data become available amidst the modern data deluge, it will be possible to conduct further investigations to elucidate both political and social network structures among legislators. Future research can include focusing on bills rather than politicians, studying change points in the temporal dynamics [68], examining the role of overlapping communities, pursuing case studies in other countries, and more. It is interesting to examine the relationship between public labels such as party membership and quantities (such as flexibility) that one can measure from procedures like time-dependent community detection using (publicly available) legislation cosponsorship data. Ideally, one can use dynamic network analysis to reveal insights that complement those from more traditional techniques (e.g., statistical analyses) in quantitative and qualitative political science.

⁹Since declaring its independence from Spain in 1821, Peru has had many periods of both democracy and military dictatorships. The current democracy in Peru was reinstated in 1980 after 12 years of military dictatorship, although some scholars have interpreted the government of President Fujimori (1990–2000) as a kind of dictatorship [66, 67].

Acknowledgements

We thank James Fowler for helpful discussions and for his help in setting up this collaboration. S. H. L. was supported by the Basic Science Research Program through the National Research Foundation of Korea (NRF) funded by the Ministry of Education (Grant No. 2013R1A1A2011947), and M. A. P. was supported by the European Commission FET-Proactive project PLEXMATH (Grant No. 317614). S. H. L. and M. A. P. also acknowledge support from the Engineering and Physical Sciences Research Council (EPSRC) through grant No. EP/J001759/1. J. M. M. acknowledges support from the University of Washington eScience Institute and data-science grants from the Alfred P. Sloan Foundation, the Gordon and Betty Moore Foundation, and the Washington Research Foundation. He also acknowledges the Center for Social Complexity at George Mason University and the Department of Social Sciences at Pontificia Universidad Católica del Peru for their support during the initial part of this work. We also thank Peter Mucha for helpful comments.

REFERENCES

- [1] LAZER, D. (2011) Networks in political science: Back to the future. *Political Sci. Politics*, **44**, 61–68.
- [2] WARD, M. D., STOVEL, K. & SACKS, A. (2011) Network analysis and political science. *Ann. Rev. Poli. Sci.* **14**, 245–264.
- [3] McCLURG, S. D. & LAZER, D. (2014) Political networks. *Soc. Networks*, **36**, 1–4.
- [4] VICTOR, J. N. (2016, in press) *Oxford Handbook of Political Networks*, Oxford University Press.
- [5] LEE, S. H., KIM, P.-J., AHN, Y.-Y. & JEONG, H. (2010) Googling social interactions: Web search engine based social network construction. *PLOS ONE*, **5**, e11233.
- [6] POOLE, K. T. & ROSENTHAL, H. (1997) *Congress: A Political-Economic History of Roll Call Voting*, Oxford University Press.
- [7] FOWLER, J. H., JOHNSON, T. R., SPRIGGS II, J. F., JEON, S. & WAHLBECK, P. J. (2007) Network analysis and the law: Measuring the legal importance of precedents at the U.S. Supreme Court. *Polit. Anal.*, **15**, 324–346.
- [8] MIRSHAHVALAD, A., LINDHOLM, J., DERLÉN, M. & ROSVALL, M. (2012) Significant communities in large sparse networks. *PLOS ONE*, **7**, e33721.
- [9] HAFNER-BURTON, E. M., KAHLER, M. & MONTGOMERY, A. H. (2009) Network analysis for international relations. *Int. Organ.*, **63**, 559–592.
- [10] LAZER, D., RUBINEAU, B., CHETKOVICH, C., KATZ, N. & NEBLO, M. (2010) The coevolution of networks and political attitudes. *Polit. Commun.*, **27**, 248–274.
- [11] CARPENTER, D. P., ESTERLING, K. M. & LAZER, D. M. J. (2004) Friends, brokers, and transitivity: Who informs whom in Washington politics? *J. Polit.*, **66**, 224–246.
- [12] KLOFSTAD, C. A., SOKHEY, A. E. & McCLURG, S. D. (2013) Disagreeing about disagreement: How conflict in social networks affects political behavior. *Am. J. Polit. Sci.*, **57**, 120–134.
- [13] BOCCALETTI, S., LATORA, V., MORENO, Y., CHAVEZ, M. & HWANG, D.-U. (2006) Complex networks: structure and dynamics. *Phys. Rep.*, **424**, 175 (2006); NEWMAN M. E. J. (2010) *Networks: An Introduction*, Oxford University Press.
- [14] PORTER, M. A., MUCHA, P. J., NEWMAN, M. E. J. & WARMBRAND, C. M. (2005) A network analysis of committees in the U.S. House of Representatives. *Proc. Natl. Acad. Sci. USA*, **102**, 7057–7062.
- [15] PORTER, M. A., MUCHA, P. J., NEWMAN, M. E. J. & FRIEND, A. J. (2007) Community structure in the United States House of Representatives. *Physica A*, **386**, 414–438.
- [16] VICTOR, J. N. & RINGE, N. (2009) The social utility of informal institutions: Caucuses as networks in the 110th U.S. House of Representatives. *Am. Polit. Res.*, **37**, 742–766.
- [17] HEDLUND, R., COOMBS, K., MARTORANO, N. & HAMM, K. E. (2009) Partisan stacking on legislative committees. *Legis. Stud. Q.*, **34**, 175–191.
- [18] FOWLER, J. H. (2006) Connecting the Congress: A study of legislative cosponsorship networks. *Poli. Anal.*, **14**, 456–487.

- [19] FOWLER, J. H. (2006) Legislative cosponsorship networks in the U.S. House and Senate. *Soc. Networks*, **48**, 454–465.
- [20] ZHANG, Y., FRIEND, A. J., TRAUD, A. L., PORTER M. A., FOWLER, J. H. & MUCHA, P. J. (2008) Community structure in Congressional cosponsorship networks. *Physica A*, **387**, 1705–1712.
- [21] KIRKLAND, J. H. (2013) Hypothesis testing for group structure in legislative networks. *State Polit. Policy Q.*, **13**, 225–243.
- [22] KIRKLAND, J. H. & GROSS, J. H. (2014) Measurement and theory in legislative networks: The evolving topology of Congressional collaboration. *Soc. Networks*, **36**, 97–109.
- [23] KOGER, G., MASKET, S. & NOEL, H. (2010) Cooperative party factions in American politics. *Am. Polit. Res.*, **38**, 33–53.
- [24] WAUGH, A. S., PEI, L., FOWLER, J. H., MUCHA, P. J. & PORTER, M. A. (2009) Party polarization in Congress: A network science approach. *e-print arXiv:0907.3509*.
- [25] LYONS, P. & LACINA, T. (2009) An examination of legislative roll-call voting in the Czech Republic using spatial models. *Czech Sociol. Rev.*, **45**, 1155–1190.
- [26] ALVAREZ, R. M. & SINCLAIR, B. (2012) Electoral institutions and legislative behavior: The effects of primary processes. *Polit. Res. Q.*, **65**, 544–557.
- [27] RINGE, N., VICTOR, J. N. & GROSS, J. H. (2012) Keeping your friends close and your enemies closer? Information networks in legislative politics. *Br. J. Political Sci.*, **43**, 601–628.
- [28] MACON, K. T., MUCHA, P. J. & PORTER, M. A. (2012) Community structure in the United Nations General Assembly *Physica A*, **391**, 343–361.
- [29] HAHN, K., PARK, J., LEE, D. & LEE, H. (2013) A test of representativeness and polarization in Twitter followership: A cross-national assessment of legislators' Twitter followers in the U.S. and South Korea. *J. Cybercommun.*, **30**, 295–336.
- [30] ROMBACH, M. P., PORTER, M. A., FOWLER, J. H. & MUCHA, P. J. (2014) Core–periphery structure in networks. *SIAM. J. App. Math.*, **74**, 167–190.
- [31] PENG, T.-Q., LIU, M., WU, Y. & LIU, S. (2014) Follower–followee network, communication networks, and vote agreement of the U.S. members of Congress. *Comm. Res.*, 0093650214559601 (online before print).
- [32] DAL MASO, C., POMPA, G., PULIGA, M., RIOTTA, G. & CHESSA, A. (2014) Voting behavior, coalitions and government strength through a complex network analysis. *PLOS ONE*, **9**, e116046.
- [33] HOLME, P. & SARAMÁKI, J. (2012) Temporal networks. *Phys. Rep.*, **519**, 97–125.
- [34] HOLME, P. & SARAMÁKI, J. (EDS) (2013) *Temporal networks*, Springer-Verlag.
- [35] HOLME, P. (2015) Modern temporal network theory: A colloquium. *Eur. Phys. J. B.*, **88**, 234.
- [36] KIVELÄ, M., ARENAS, A., BARTHELEMY, M., GLEESON, J. P., MORENO, Y. & PORTER, M. A. (2014) Multilayer networks. *J. Complex Netw.*, **2**, 203–271.
- [37] BOCCALETTI, S., BIANCONI, G., CRIADO, R., DEL GENIO, C. I., GÓMEZ-GARDEÑES, J., ROMANCE, M., SENDIÑA-NADAL, I., WANG, Z. & ZANIN, M. (2014) The structure and dynamics of multilayer networks. *Phys. Rep.*, **544**, 1–122.
- [38] MUCHA, P. J., RICHARDSON, T., MACON, K., PORTER M. A. & ONNELA, J.-P. (2010) Community structure in time-dependent, multiscale, and multiplex networks. *Science*, **328**, 876–878.
- [39] MUCHA, P. J. & PORTER, M. A. (2010) Communities in multislice voting networks. *Chaos*, **20**, 041108.
- [40] MOODY, J. & MUCHA, P. J. (2013) Portrait of political party polarization. *Network Science*, **1**, 119–121.
- [41] CRANMER, S. J., MENNINGA, E. J. & MUCHA, P. J. (2015) Kantian fractionalization predicts the conflict propensity of the international system. *Proc. Natl. Acad. Sci. USA*, **112**, 11812–11816.
- [42] CALVO, E. & LEIRAS, M. (2012) The nationalization of legislative collaboration: Territory, partisanship, and policymaking in Argentina. *Revista Ibero-Americana de Estudios Legislativos*, **2**, 2–19.
- [43] ALEMÁN, E., CALVO, E., JONES, M. P. & KAPLAN, N. (2009) Comparing cosponsorship and roll-call ideal points. *Legis. Stud. Q.*, **34**, 87–116.
- [44] ALEMÁN, E. & CALVO, E. (2013) Explaining Policy Ties in Presidential Congresses: A Network Analysis of Bill Initiation Data. *Political Studies*, **66**, 356–377.
- [45] GUZMÁN SCHRADER, M. A. (2011) *Análisis de las relaciones de apoyo a los proyectos de ley en el Congreso de la República utilizando la técnica de análisis computacional de redes sociales. Primera legislatura 2006*,

- Dissertation for Bachelor Degree in Political Science, Pontificia Universidad Catolica del Peru, Lima, Peru.
- [46] Perú: Congreso de la República, <http://www.congreso.gob.pe/proyectosdeley>. Accessed on 4 October 2015. Our curated version of the data is available at <http://newton.kias.re.kr/~lshlj82/PeruvianCongressCosponsorshipData.zip>. It includes two Microsoft Excel files and one text file.
 - [47] PORTER, M. A., ONNELA, J.-P. & MUCHA, P. J. (2009) Communities in networks. *Not. Am. Math. Soc.*, **56**, 1082–1097, 1164–1166; FORTUNATO, S. (2010) Community detection in graphs. *Phys. Rep.*, **486**, 75–174.
 - [48] Grupos Parlamentarios. http://www.congreso.gob.pe/gruposparlamentarios?K=361&m10_idP=5. Accessed on 4 October 2015.
 - [49] LEE, S. H., KIM, P.-J. & JEONG, H. (2011) Global organization of protein complexome in the yeast *Saccharomyces cerevisiae*. *BMC Syst. Biol.*, **5**, 126.
 - [50] EVERETT, M. G. & BORGATTI, S. P. (2013) The dual-projection approach for two-mode networks. *Social Networks*, **35**, 204–210.
 - [51] BAZZI, M., PORTER, M. A., WILLIAMS, S., McDONALD, M., FENN, D. J. & HOWISON, S. D. (2016) Community detection in temporal multilayer networks, and its application to correlation networks. *Multi. Model. Sim.: A SIAM Inter. Journal*, **14**, 1–41.
 - [52] BASSETT, D. S., PORTER, M. A., WYMBS, N. F., GRAFTON, S. T., CARLSON, J. M. & MUCHA, P. J. (2013) Robust detection of dynamic community structure in networks. *Chaos*, **23**, 013142.
 - [53] JUTLA, I. S., JEUB, L. G. S. & MUCHA, P. J. (2011–2014) Generalized Louvain method for community detection implemented in MATLAB (GenLouvain 2.0). Available at <http://netwiki.amath.unc.edu/GenLouvain/GenLouvain>.
 - [54] BLONDEL, V. D., GUILLAUME, J.-L. & LAMBIOTTE, R. (2008) Fast unfolding of communities in large networks. *J. Stat. Mech.*, **2008**, P10008.
 - [55] BASSETT, D. S., WYMBS, N. F., PORTER, M. A., MUCHA, P. J., CARLSON, J. M. & GRAFTON, S. T. (2011) Dynamic reconfiguration of human brain networks during learning. *Proc. Natl. Acad. Sci. USA*, **118**, 7641–7646.
 - [56] FOWLER, J. H., WAUGH, A. S. & SOHN Y. *Cosponsorship network data*. Available at <http://jhfowler.ucsd.edu/cosponsorship.htm>. Accessed on 4 October 2015.
 - [57] National Unity (Peru). Available at [http://en.wikipedia.org/wiki/National_Unity_\(Peru\)](http://en.wikipedia.org/wiki/National_Unity_(Peru)). Accessed on 4 October 2015.
 - [58] Presentación: El grupo parlamentario. http://www4.congreso.gob.pe/grupo_parlamentario/_upp/presentacion.htm. Accessed on 4 October 2015.
 - [59] Oficina nacional de procesos electorales. www.onpe.gob.pe. Accessed on 4 October 2015.
 - [60] Reglamento del Congreso de la República. <http://www.congreso.gob.pe/Docs/files/reglamentodelcongreso.pdf>. Accessed on 11 January 2016.
 - [61] Elección presidencial congresal y al parlamento andino: Resultados. http://portal.jne.gob.pe/informacionelectoral/estadisticaelectoral/1_1.pdf. Accessed on 4 October 2015.
 - [62] Historia. http://www4.congreso.gob.pe/grupo_parlamentario/upp/_historia.htm. Accessed on 4 October 2015.
 - [63] Encuentra información sobre las organizaciones políticas. <http://www.infogob.com.pe/Partido/ficha.aspx?IdOrgPol=2156&IdTab=0>. Accessed on 4 October 2015.
 - [64] We downloaded the data for regional boundaries of Peru from <http://diva-gis.org>. Accessed on 13 February 2014.
 - [65] CUCURINGU, M., BLONDEL, V. D. & VAN DOOREN, P. (2013) Extracting spatial information from networks with low-order eigenvectors. *Phys. Rev. E*, **87**, 032803.
 - [66] La dictadura de Fujimori: Marionetismo, corrupción y violaciones de los derechos humanos. <http://www.menschenrechte.org/lang/es/lateinamerika/la-dictadura>. Accessed on 4 October 2015.
 - [67] LEVITSKY, S. & WAY, L. A. (2015) Competitive Authoritarianism: International Linkage, Organizational Power, and the Fate of Hybrid Regimes, Cambridge University Press.
 - [68] PEEL, L. & CLAUSET, A. (2015) Detecting change points in the large-scale structure of evolving networks. *Proc. of the 29th International Conference on Artificial Intelligence (AAAI)*, 2914–2920.