

MODELLING *WOLBACHIA* INFECTION IN A SEX-STRUCTURED MOSQUITO POPULATION CARRYING WEST NILE VIRUS

JÓZSEF Z. FARKAS, STEPHEN A. GOURLEY, RONGSONG LIU, AND ABDUL-AZIZ YAKUBU

ABSTRACT. *Wolbachia* is possibly the most studied reproductive parasite of arthropod species. It appears to be a promising candidate for biocontrol of some mosquito borne diseases. We begin by developing a sex-structured model for a *Wolbachia* infected mosquito population. Our model incorporates the key effects of *Wolbachia* infection including cytoplasmic incompatibility and male killing. We also allow the possibility of reduced reproductive output, incomplete maternal transmission, and different mortality rates for uninfected/infected male/female individuals. We study the existence and local stability of equilibria, including the biologically relevant and interesting boundary equilibria. For some biologically relevant parameter regimes there may be multiple coexistence steady states including, very importantly, a coexistence steady state in which *Wolbachia* infected individuals dominate. We also extend the model to incorporate West Nile virus (WNV) dynamics, using an SEI modelling approach. Recent evidence suggests that a particular strain of *Wolbachia* infection significantly reduces WNV replication in *Aedes aegypti*. We model this via increased time spent in the WNV-exposed compartment for *Wolbachia* infected female mosquitoes. A basic reproduction number R_0 is computed for the WNV infection. Our results suggest that, if the mosquito population consists mainly of *Wolbachia* infected individuals, WNV eradication is likely if WNV replication in *Wolbachia* infected individuals is sufficiently reduced.

1. INTRODUCTION

Wolbachia is a maternally transmitted intracellular symbiont, and it is the most common reproductive parasite infecting a significant proportion of insect species, see e.g. [27, 36]. *Wolbachia* typically inhibits testes and ovaries of its host, and it is also present in its host's eggs. It interferes with its host's reproductive mechanism in a remarkable fashion. This allows *Wolbachia* to successfully establish itself in a number of arthropod species. Well-known effects of *Wolbachia* infections include cytoplasmic incompatibility (CI for short) and feminization of genetic males also known as male killing (MK for short), see e.g. [5, 16, 31, 32]. Another important well-known effect of *Wolbachia* infections is the inducement of parthenogenesis, see e.g. [9, 30]. All of these contribute to the

Date: September 12, 2018.

1991 *Mathematics Subject Classification.* 92D30, 34D20, 34C11.

Key words and phrases. *Wolbachia*, sex-structure, West Nile virus, epidemic, stability.

fact that the mathematical modelling of *Wolbachia* infection dynamics is both interesting and challenging.

In recent decades a substantial number of mathematical modelling approaches have been applied to model different types of *Wolbachia* infections in a variety of arthropod species. Perhaps most frequently researchers have been focusing on the development of mathematical models for *Wolbachia* infections in mosquito species. Many of the earlier models took the form of discrete time matrix models, written for population frequencies, see e.g. [33, 34], and the references therein. Using frequency-type models a number of researchers investigated the possibility of coexistence of multiple *Wolbachia* strains, each of which exhibits different types of the reproductive mechanisms mentioned earlier, see e.g. [9, 10, 20, 34]. Among others, *Wolbachia* strains have been investigated as a potential biological control tool to eradicate mosquito borne diseases. Originally the focus has been on *Wolbachia* strains that induce life-shortening of their hosts. This is because for many vector borne diseases only older mosquitoes are of interest from the point of view of disease transmission. Therefore the use of (discrete) age-structured population models has become increasingly prevalent, see e.g. [28] and the references therein. Fairly recently, in [26] the results of laboratory experiments were reported envisaging a successful introduction of a life-shortening *Wolbachia* strain in the mosquito species *Aedes aegypti*. In [26] three key factors, namely, strong CI, low fitness cost and high maternal transmission rate, were identified as drivers of a successful introduction of the new *Wolbachia* strain into an *Aedes* population. To this end researchers have developed and analysed continuous age-structured population models for *Wolbachia* infection dynamics, which take the form of partial differential equations, see [10]; which can often be recast as delay equations, see e.g. [14, 15].

In recent years there have been substantial modelling efforts to theoretically investigate the potential of biological control tools for limiting the impact of mosquito borne diseases. It is now widely recognised that biological control represents a viable alternative to established methods such as the use of insecticides and bed nets. Among others, the sterile insect technique has been investigated in the recent papers [7, 24, 25]. More recently, it was reported that particular strains of *Wolbachia* (completely or almost completely) block dengue virus replication inside the mosquito hosts, see for example [2, 17, 35]. To this end Hughes and Britton [19] developed a mathematical model for *Wolbachia* infection as a potential control tool for dengue fever. Their work suggests that *Wolbachia* may be effective as such a control measure in areas where the basic reproduction number R_0 is not too large. These recent results underpin the possibility that *Wolbachia* may be a promising candidate for biocontrol of mosquito borne diseases, in general. Besides dengue, West Nile virus (WNV) is another well-known mosquito borne disease of current interest. WNV infection cycles between mosquitoes (especially *Culex* species) and a number of species, particularly birds. Some infected birds develop high levels of virus in their bloodstream and mosquitoes can become infected by biting these

infectious birds. After about a week, infected mosquitoes can transmit the virus to susceptible birds. Mosquitoes infected with West Nile virus also bite and infect people, horses, and other mammals. However, humans, horses, and other mammals are ‘dead end’ hosts. This virus was first isolated in the West Nile region of Uganda, and since then has spread rapidly, for example in North America during the past 12 years. Since there is no vaccine available, the emphasis has been mainly on controlling the vector mosquito species. Some recent experiments, see [18], have confirmed that replication of the virus in orally fed mosquitoes was largely inhibited in the wMelPop strain of *Wolbachia*. Interestingly, in a recent paper, Dodson et al [6] demonstrated in laboratory experiments that the wAlbB *Wolbachia* strain in fact enhances WNV infection rates in the mosquito species *Culex tritaeniorhynchus*. However, in [6] the *Wolbachia* was not a stable maternally inherited infection, but rather they infected transiently somatic mosquito tissues, and hence the wAlbB infection did not induce significant immune response in the mosquitoes. This is probably key to their findings. Here we will focus on modelling a maternally inherited *Wolbachia* infection in a population model, which hypothesizes a large number of successive generations. Nevertheless, the findings in [6] underpin the importance of *Wolbachia* research in general and highlight the importance of contrasting the findings of new theoretical, laboratory and field investigations.

In this work we introduce sex-structured models for *Wolbachia* infection dynamics in a mosquito population. This will allow us to incorporate and study the well-known effects of CI and MK of particular *Wolbachia* infections, simultaneously. First we will treat a model which only involves the mosquito population itself. Then we will use this model as a basis for a much more complex scenario incorporating WNV dynamics in a *Wolbachia* infected mosquito population. The full WNV model will naturally include the bird population, too.

2. MODEL FOR A *Wolbachia* INFECTED MOSQUITO POPULATION WITHOUT WNV

2.1. Model derivation. We start by introducing a model for a *Wolbachia* infection in a sex-structured mosquito population, incorporating sex-structure using a well established approach originally due to Kendall [21]. More recent papers of Haderler [12] and Haderler et al [13] derive and discuss sex-structured pair formation models in depth. We only model (explicitly) the adult population of mosquitoes. Our model allows us to take into account the well-known effects of cytoplasmic incompatibility (CI), incomplete maternal transmission, fertility cost of the *Wolbachia* infection to reproductive output, and male killing (MK), at the same time. We note that it was shown in [9] that a stable coexistence of MK and CI inducing *Wolbachia* strains is possible, in principle. Introduction of male killing *Wolbachia* strains in vector populations may have a significant effect on the disease dynamics, as typically only female mosquitoes are transmitting the disease. Also note that according to [35], those *Wolbachia* strains which cause greater disruption, as in the case of dengue transmission, confer greater fitness costs to the mosquitoes. This

may well be the case for West Nile virus, hence we account for the reduced reproductive output in our model.

We deduce our starting model from basic principles. In particular, first we deduce mating rules arising at the individual level. Starting with the adult population of size N , we construct a random mating graph. This is a bipartite graph, not necessarily complete, in which each vertex has degree at most one. The vertices represent male and female individuals and edges represent realized matings. Let us denote by M, M_w, F, F_w the numbers of un/infected males and females, respectively. For every adult mating pair, offspring is created according to the following rules. Below, m, f and m_w, f_w denote uninfected/infected male/female individual, respectively. The parameter β models the reduced reproductive output of *Wolbachia* infected females, τ measures maternal transmission in the sense that it is the probability that a *Wolbachia* infected mother passes on the infection to its offspring, q measures CI in the sense that when a *Wolbachia* infected male mates with an uninfected female, q is the probability that there is no viable offspring. Finally, γ measures MK in the sense that it is the probability that a *Wolbachia* infected male larva dies during its development. A complete list of parameter values will be given later on. With this notation the mating rules are described below.

- (1) $m \times f$: create one pair of the same type (m, f) .
- (2) $m \times f_w$: with probability β , create no offspring. This reflects the fecundity reduction due to the *Wolbachia* infection. In the complementary case, with probability $(1 - \beta)\tau(1 - \gamma)$, create a new pair (m_w, f_w) , at the same time with probability $(1 - \beta)\tau\gamma$ create $(0, f_w)$, i.e. a female only brood. This accounts for male killing (MK). With probability $(1 - \beta)(1 - \tau)$ create a new pair (m, f) .
- (3) $m_w \times f_w$: same as above.
- (4) $m_w \times f$: with probability q , create no offspring. This is the effect of cytoplasmic incompatibility (CI). With probability $1 - q$, create a new pair (m, f) .

Notice that, in contrast to [10], the sex ratio at birth will not be 1 : 1, it is distorted due to male killing. Also we allow different mortality rates for males and females, in general. Therefore, even in the case when there is no male killing, the sex ratio would be distorted, in general. Also, we assume that any offspring resulting from CI crossing is uninfected.

We apply the mating rules described above to construct the birth function in our model. If the population sizes in the four compartments are denoted by M, M_w, F, F_w , respectively, then the total number of possible matings is $(M + M_w)(F + F_w)$. The total number of matings for example between uninfected males and infected females is MF_w . Hence the probability that a given mating of type $m \times f_w$ takes place is $\frac{MF_w}{(M+M_w)(F+F_w)}$. To compute the total number of matings per unit time we follow the harmonic mean birth function approach from [22]. Accordingly, the total number of matings is proportional

to

$$M \left(\frac{F + F_w}{M + M_w + F + F_w} \right) + M_w \left(\frac{F + F_w}{M + M_w + F + F_w} \right) + F \left(\frac{M + M_w}{M + M_w + F + F_w} \right) + F_w \left(\frac{M + M_w}{M + M_w + F + F_w} \right) = 2 \frac{(M + M_w)(F + F_w)}{M + M_w + F + F_w}. \quad (2.1)$$

Hence the birth rate of offspring arising for example from the mating between an uninfected male and an infected female is proportional to $\frac{MF_w}{M + M_w + F + F_w}$. We also naturally assume that there is competition between female individuals for finding an appropriate water reservoir to lay eggs. This is taken into account via a function $\lambda(F_{total})$ which we assume (at least in the first instance) to be a monotonically decreasing function of the total number of females F_{total} , to allow for this competition for nesting places. Though $\lambda(F_{total})$ is decreasing, it may approach a positive limit as $F_{total} \rightarrow \infty$. This is to allow for the fact that gravid females that cannot find a place to lay their eggs may destroy eggs previously laid by others, and lay theirs instead. Thus the overall egg-laying rate should approach a positive limit as $F_{total} \rightarrow \infty$, and therefore we assume that $\lambda(F_{total})$ is a decreasing function such that $\lambda(\infty) > 0$. Based on the individual mating rules explained earlier, our model reads as follows.

$$M'(t) = -\mu_m M + \frac{\lambda(F_{total})}{N} (MF + (1 - \beta)(1 - \tau)(MF_w + M_w F_w) + (1 - q)M_w F), \quad (2.2)$$

$$F'(t) = -\mu_f F + \frac{\lambda(F_{total})}{N} (MF + (1 - \beta)(1 - \tau)(MF_w + M_w F_w) + (1 - q)M_w F), \quad (2.3)$$

$$M'_w(t) = -\mu_{mw} M_w + \frac{\lambda(F_{total})}{N} (1 - \beta)\tau(1 - \gamma)(MF_w + M_w F_w), \quad (2.4)$$

$$F'_w(t) = -\mu_{fw} F_w + \frac{\lambda(F_{total})}{N} (1 - \beta)\tau(MF_w + M_w F_w). \quad (2.5)$$

A complete list of the variables, parameters and coefficient functions appearing in model (2.2)-(2.5) is given below.

- M : number of uninfected male mosquitoes.
- F : number of uninfected female mosquitoes.
- M_w : number of *Wolbachia* infected male mosquitoes.
- F_w : number of *Wolbachia* infected female mosquitoes.
- $M_{total} = M + M_w$, total number of male mosquitoes.
- $F_{total} = F + F_w$, total number of female mosquitoes.
- $N = M_{total} + F_{total}$, total number of mosquitoes.
- β : reduction in reproductive output of *Wolbachia* infected females.
- τ : maternal transmission probability for *Wolbachia* infection.

- q : probability of cytoplasmic incompatibility (CI).
- γ : probability of male killing (MK) induced by *Wolbachia* infection.
- $\lambda(F_{total})$: average egg laying rate, which depends on the total number of female mosquitoes.
- μ_m : per-capita mortality rate of uninfected male mosquitoes.
- μ_f : per-capita mortality rate of uninfected female mosquitoes.
- μ_{mw} : per-capita mortality rate of *Wolbachia* infected male mosquitoes.
- μ_{fw} : per-capita mortality rate of *Wolbachia* infected female mosquitoes.

Model (2.2)-(2.5) is our starting point for a study of the *Wolbachia* infection dynamics in a sex-structured mosquito population. Later, we will expand this model by introducing WNV infection.

2.2. Positivity and boundedness. First we begin by establishing positivity and boundedness of solutions of model (2.2)-(2.5).

Proposition 2.1. *Assume that λ is a monotone decreasing function such that*

$$\lim_{F_{total} \rightarrow \infty} \lambda(F_{total}) = \lambda_{min} > 0, \quad \lambda(0) > \min\{\mu_f, \mu_{fw}\}, \quad \lambda_{min} < \min\{\mu_f, \mu_{fw}\}, \quad (2.6)$$

hold. Then, the variables (M, F, M_w, F_w) satisfying equations (2.2)-(2.5) remain non-negative if they are non-negative initially, and they remain bounded for all times.

Proof. First note that the solution variables remain non-negative for all time; this follows from results in [29]. Adding equations (2.3) and (2.5), and noticing that $\beta \in [0, 1]$, $q \in [0, 1]$, we have

$$\begin{aligned} F'_{total} &\leq -\min\{\mu_f, \mu_{fw}\}F_{total} + \frac{\lambda(F_{total})}{M_{total} + F_{total}}M_{total}F_{total} \\ &\leq -\min\{\mu_f, \mu_{fw}\}F_{total} + \frac{\lambda(F_{total})}{M_{total}}M_{total}F_{total} \\ &= (-\min\{\mu_f, \mu_{fw}\} + \lambda(F_{total}))F_{total}. \end{aligned} \quad (2.7)$$

Therefore,

$$\limsup_{t \rightarrow \infty} F_{total}(t) \leq \bar{F}$$

where \bar{F} is such that $\lambda(\bar{F}) = \min\{\mu_f, \mu_{fw}\}$. Note \bar{F} exists since we assumed λ is monotone decreasing and satisfies (2.6).

Since F_{total} remains bounded it follows that M_{total} is bounded as well, because adding (2.2) and (2.4) we have

$$\begin{aligned} M'_{total} &\leq -\min\{\mu_m, \mu_{mw}\}M_{total} + \frac{\lambda(F_{total})}{M_{total} + F_{total}}M_{total}F_{total} \\ &\leq -\min\{\mu_m, \mu_{mw}\}M_{total} + \lambda(F_{total})F_{total} \\ &\leq -\min\{\mu_m, \mu_{mw}\}M_{total} + B, \end{aligned} \quad (2.8)$$

where B is an upper bound for $\lambda(F_{total}(t))F_{total}(t)$, which exists since $F_{total}(t)$ is bounded and therefore so is $\lambda(F_{total}(t))F_{total}(t)$. From the differential inequality (2.8), we can conclude that M_{total} is bounded, too. \square

2.3. Boundary equilibria and their stability. It is straightforward to see that model (2.2)-(2.5) has only one non-trivial *Wolbachia* free boundary equilibrium $E^* = (M^*, F^*, 0, 0)$, where F^* satisfies

$$\lambda(F^*) = \mu_f + \mu_m, \quad (2.9)$$

and

$$M^* = \frac{\mu_f F^*}{\mu_m}, \quad (2.10)$$

under the assumptions that $\lambda(0) > \mu_f + \mu_m$, λ is a decreasing non-negative function, and $\lambda(F_{total}) \rightarrow \lambda_{min}$ (with λ_{min} sufficiently small) as $F_{total} \rightarrow \infty$.

Note that there is no *Wolbachia* infected boundary equilibrium unless $\tau = 1$, a case that we shall treat separately later.

Theorem 2.1. *Suppose that λ is a monotone decreasing non-negative function such that $\lambda(F_{total}) \rightarrow \lambda_{min}$ as $F_{total} \rightarrow \infty$, with λ_{min} sufficiently small, $\lambda(0) > \mu_f + \mu_m$ and*

$$\frac{\mu_f(1-\beta)\tau}{\mu_{fw}} < 1. \quad (2.11)$$

*Then, the *Wolbachia* free boundary equilibrium $E^* = (M^*, F^*, 0, 0)$ of model (2.2)-(2.5) is locally asymptotically stable.*

Proof. Linearisation of system (2.2)-(2.5) at the equilibrium E^* yields the following partially decoupled systems. The first system below is just the linearisation of equations (2.4)-(2.5) at the steady state, which we shall use to show that $(M_w(t), F_w(t)) \rightarrow (0, 0)$ as $t \rightarrow \infty$. System (2.13) is just system (2.2)-(2.3) in the case $M_w = F_w = 0$.

$$\begin{cases} M'_w &= -\mu_{mw}M_w + \frac{\lambda(F^*)}{M^* + F^*}(1-\beta)\tau(1-\gamma)M^*F_w, \\ F'_w &= -\mu_{fw}F_w + \frac{\lambda(F^*)}{M^* + F^*}(1-\beta)\tau M^*F_w, \end{cases} \quad (2.12)$$

$$\begin{cases} M' &= -\mu_m M + \frac{\lambda(F)}{M+F}MF, \\ F' &= -\mu_f F + \frac{\lambda(F)}{M+F}MF. \end{cases} \quad (2.13)$$

From the second equation of (2.12), it is clear that if

$$\frac{\lambda(F^*)}{M^* + F^*}(1-\beta)\tau M^* < \mu_{fw}, \quad (2.14)$$

then $F_w(t) \rightarrow 0$ as $t \rightarrow \infty$. Then $M_w(t) \rightarrow 0$ as $t \rightarrow \infty$ follows from the first equation of (2.12). Since M^* and F^* are given by (2.9) and (2.10), inequality (2.14) is equivalent to assumption (2.11).

It remains to prove the local stability of $(M, F) = (M^*, F^*)$ as a solution of system (2.13). The Jacobian matrix of system (2.13) evaluated at (M^*, F^*) is given by

$$J(M^*, F^*) = \frac{1}{\mu_f + \mu_m} \begin{pmatrix} -\mu_f \mu_m & \mu_f^2 + \lambda'(F^*) F^* \mu_f \\ \mu_m^2 & -\mu_f \mu_m + \lambda'(F^*) F^* \mu_f \end{pmatrix}.$$

The eigenvalues Λ of $J(M^*, F^*)$ satisfy the characteristic equation

$$\Lambda^2 + (2\mu_f \mu_m - \lambda'(F^*) F^* \mu_f) \Lambda - \lambda'(F^*) F^* (\mu_f + \mu_m) \mu_f \mu_m = 0.$$

Since $\lambda(\cdot)$ is a non-negative decreasing function, $\lambda'(F^*) < 0$. We have

$$\Lambda_1 + \Lambda_2 = -(2\mu_f \mu_m - \lambda'(F^*) F^* \mu_f) < 0,$$

and

$$\Lambda_1 \Lambda_2 = -\lambda'(F^*) F^* (\mu_f + \mu_m) \mu_f \mu_m > 0,$$

which implies $\text{Re } \Lambda_1 < 0$ and $\text{Re } \Lambda_2 < 0$, so that (M^*, F^*) is locally stable as a solution of (2.13). Therefore, the *Wolbachia* free equilibrium $E^* = (M^*, F^*, 0, 0)$ is locally asymptotically stable as a solution of the full system (2.2)-(2.5). \square

If $\tau = 1$, i.e. we have complete maternal transmission of *Wolbachia*, then a boundary equilibrium of the form $(0, 0, M_w^*, F_w^*)$ may exist. The components of such an equilibrium solution must satisfy

$$\begin{aligned} \mu_{mw} M_w^* &= (1 - \gamma) \mu_{fw} F_w^*, \\ \mu_{fw} &= \frac{\lambda(F_w^*)}{M_w^* + F_w^*} (1 - \beta) M_w^*. \end{aligned} \tag{2.15}$$

Moreover, $(1 - \gamma) \mu_{fw} + \mu_{mw} = (1 - \beta) (1 - \gamma) \lambda(F_w^*)$ must hold. Next we study the linear stability of such equilibrium, showing that it is linearly stable under condition (2.16) below. Inequality (2.16) does not depend on γ , the male killing rate, but the steady state components M_w^* and F_w^* do depend on γ in the manner expected (for example, $M_w^* = 0$ when $\gamma = 1$). Although Theorem 2.2 only applies if $\tau = 1$, we will be interested later on in the case when τ is just slightly less than 1. Then, maternal transmission is imperfect and *Wolbachia* infected females produce small numbers of uninfected offspring. We anticipate that as τ decreases from 1 to a value just less than 1, the equilibrium $(0, 0, M_w^*, F_w^*)$ shifts to another nearby position with small numbers of *Wolbachia* uninfected individuals and large numbers of infected ones; with no change of stability for τ close enough to 1. The existence and stability of such an equilibrium will be important later on when we introduce West Nile virus (WNV) disease dynamics because, at a WNV-free equilibrium with large numbers of *Wolbachia* infected mosquitoes, the basic reproduction number R_0 for WNV is likely to be less than 1. The implication is that *Wolbachia* infection in mosquitoes has the potential to control WNV infection. It does so by disrupting WNV virus replication causing WNV infected mosquitoes effectively to remain permanently (or for a very long time) in the latent stage of WNV.

Theorem 2.2. Assume that $\tau = 1$, λ is monotone decreasing with $\lim_{F_{total} \rightarrow \infty} \lambda(F_{total}) = \lambda_{min}$, (λ_{min} sufficiently small) and

$$\lambda(0) > \frac{(1-\gamma)\mu_{fw} + \mu_{mw}}{(1-\beta)(1-\gamma)}$$

holds. Then, an equilibrium of the form $(M, F, M_w, F_w) = (0, 0, M_w^*, F_w^*)$ exists, and it is locally stable as a solution of (2.2)-(2.5) if

$$(1-q)\mu_{fw} < (1-\beta)\mu_f. \quad (2.16)$$

Proof. The proof is similar to that of Theorem 2.1. The linearisation around $(0, 0, M_w^*, F_w^*)$ yields a system of linear equations for (M, F) that (when $\tau = 1$) are decoupled from the rest of the system. Moreover, it may be shown that $(M, F) \rightarrow (0, 0)$ as $t \rightarrow \infty$ if

$$\frac{(1-q)M_w^*\lambda(F_w^*)}{M_w^* + F_w^*} < \mu_f$$

holds, which becomes inequality (2.16) when the equilibrium equations (2.15) are invoked. Then, the F_w and M_w equations are considered, in the case when $\tau = 1$ and $F = M \equiv 0$. Tedious computations yield that the linearisation of that system around the steady state (M_w^*, F_w^*) has the Jacobian matrix equal to $((1-\gamma)\mu_{fw} + \mu_{mw})^{-1}$ times

$$\begin{pmatrix} -(1-\gamma)\mu_{fw}\mu_{mw} & (1-\beta)(1-\gamma) \left[\left(\frac{1-\gamma}{1-\beta} \right) \mu_{fw}^2 + \lambda'(F_w^*)F_w^*(1-\gamma)\mu_{fw} \right] \\ \mu_{mw}^2 & -\mu_{fw}\mu_{mw} + (1-\beta)\lambda'(F_w^*)F_w^*(1-\gamma)\mu_{fw} \end{pmatrix},$$

and it may be further shown that its eigenvalues both have negative real parts. Thus we conclude that the steady state $(0, 0, M_w^*, F_w^*)$ is locally asymptotically stable. \square

Next we prove that, under certain conditions, both infected and uninfected mosquitoes die out. Note, however, that $(0, 0, 0, 0)$ is not technically an equilibrium of (2.2)-(2.5).

Theorem 2.3. Suppose that λ is monotone decreasing and that $0 < \lambda(F_{total}) < \mu_f + \mu_m$ for all $F_{total} \geq 0$, and that

$$(\mu_f + \mu_m)(1-\beta)\tau < \mu_{fw}. \quad (2.17)$$

Then $(M(t), F(t), M_w(t), F_w(t)) \rightarrow (0, 0, 0, 0)$ as $t \rightarrow \infty$ if all of the four variables are sufficiently small initially.

Proof. From (2.4) and (2.5),

$$M_w'(t) \leq -\mu_{mw}M_w(t) + (\mu_f + \mu_m)(1-\beta)\tau(1-\gamma)F_w(t), \quad (2.18)$$

$$F_w'(t) \leq -\mu_{fw}F_w(t) + (\mu_f + \mu_m)(1-\beta)\tau F_w(t). \quad (2.19)$$

From (2.19) and (2.17) we have $F_w(t) \rightarrow 0$ as $t \rightarrow \infty$. Then inequality (2.18) implies that $M_w(t) \rightarrow 0$ also. With $M_w = F_w = 0$, we are reduced to system (2.13) and we now show that $(M(t), F(t)) \rightarrow (0, 0)$ as $t \rightarrow \infty$, though this result is local, i.e. for small introductions of F and M . Note that $(M, F) = (0, 0)$ is not an equilibrium of (2.13), due

to the singularity, but we can remove that singularity by introducing the new variable $\xi = F/M$. In terms of the variables ξ and M , system (2.13) becomes

$$\begin{aligned}\xi'(t) &= -(\mu_f - \mu_m)\xi(t) + \left(\frac{1 - \xi(t)}{1 + \xi(t)}\right)\xi(t)\lambda(M(t)\xi(t)), \\ M'(t) &= -\mu_m M(t) + \frac{M(t)\xi(t)}{1 + \xi(t)}\lambda(M(t)\xi(t)).\end{aligned}\tag{2.20}$$

We now show that $(\xi, M) = (\xi^*, 0)$ is a locally stable steady state of (2.20), where

$$\xi^* = \frac{\lambda(0) + \mu_m - \mu_f}{\lambda(0) + \mu_f - \mu_m},\tag{2.21}$$

provided $\xi^* > 0$. The latter is not automatic. However, note that, from the first equation of (2.13), $M'(t) \leq (\lambda(0) - \mu_m)M(t)$. Therefore, if $\lambda(0) < \mu_m$ then $M(t) \rightarrow 0$. The second of (2.13) then gives $F'(t) \leq -\mu_f F(t) + \lambda(0)M(t)$ so that $F(t) \rightarrow 0$. By similar reasoning we arrive at the same conclusion if $\lambda(0) < \mu_f$. Therefore, we may assume henceforth that $\lambda(0) \geq \max(\mu_f, \mu_m)$ and, under these circumstances, $\xi^* > 0$. The linearisation of the second equation of (2.20) near the equilibrium $(\xi, M) = (\xi^*, 0)$ reads

$$M'(t) = -\mu_m M(t) + \lambda(0)\frac{\xi^*}{1 + \xi^*}M(t) = \frac{1}{2}(\lambda(0) - \mu_m - \mu_f)M(t),$$

and therefore, since $\lambda(0) < \mu_m + \mu_f$, we have $M(t) \rightarrow 0$. In this limit the ξ equation becomes

$$\xi'(t) = -(\mu_f - \mu_m)\xi(t) + \left(\frac{1 - \xi(t)}{1 + \xi(t)}\right)\xi(t)\lambda(0) = F(\xi(t)),$$

and to show that ξ^* is locally stable as a solution of this equation, it suffices to show that $F'(\xi^*) < 0$. But, after some algebra, we have

$$F'(\xi^*) = -\frac{(\lambda(0))^2 - (\mu_m - \mu_f)^2}{2\lambda(0)}.$$

To show that $F'(\xi^*) < 0$ holds, it suffices to show that $\lambda(0) > |\mu_m - \mu_f|$, i.e. that both $\lambda(0) > \mu_m - \mu_f$ and $\lambda(0) > \mu_f - \mu_m$ hold. But this follows from the fact that we are now restricting to the case when $\lambda(0) \geq \max(\mu_f, \mu_m)$. Therefore, the proof of the theorem is complete. \square

2.4. Existence of strictly positive steady states. In this section we examine the possible existence of coexistence steady states (M, F, M_w, F_w) of model (2.2)-(2.5), i.e. steady states in which each component is strictly positive. It turns out that in some parameter regimes multiple coexistence steady states may exist while, in others, there is just one or none at all. An understanding of these properties helps us to understand how one might exploit *Wolbachia* infection in mosquitoes to effectively control WNV. In this section we simplify by assuming that $\gamma = 0$, i.e. that there is no male killing.

At the steady state, dividing (2.2) by (2.3), and (2.4) by (2.5), we obtain

$$M = F \frac{\mu_f}{\mu_m}, \quad M_w = F_w \frac{\mu_{fw}}{\mu_{mw}}. \quad (2.22)$$

From (2.3) and (2.5) we then obtain

$$\begin{aligned} \mu_f F &= \frac{\lambda_*}{F \left(1 + \frac{\mu_f}{\mu_m}\right) + F_w \left(1 + \frac{\mu_{fw}}{\mu_{mw}}\right)} \\ &\quad \times \left(\frac{\mu_f}{\mu_m} F^2 + (1 - \beta)(1 - \tau) \left(\frac{\mu_f}{\mu_m} F F_w + \frac{\mu_{fw}}{\mu_{mw}} F_w^2 \right) + (1 - q) \frac{\mu_{fw}}{\mu_{mw}} F F_w \right), \end{aligned} \quad (2.23)$$

$$\mu_{fw} F_w = \frac{\lambda_*}{F \left(1 + \frac{\mu_f}{\mu_m}\right) + F_w \left(1 + \frac{\mu_{fw}}{\mu_{mw}}\right)} \left((1 - \beta) \tau \left(\frac{\mu_f}{\mu_m} F F_w + \frac{\mu_{fw}}{\mu_{mw}} F_w^2 \right) \right), \quad (2.24)$$

respectively, where $\lambda_* = \lambda(F + F_w)$. From (2.24) we have

$$F_w \left(\mu_{fw} + \frac{\mu_{fw}^2}{\mu_{mw}} \right) + F \left(\mu_{fw} + \frac{\mu_{fw} \mu_f}{\mu_m} \right) = \lambda_* \left(F(1 - \beta) \tau \frac{\mu_f}{\mu_m} + F_w(1 - \beta) \tau \frac{\mu_{fw}}{\mu_{mw}} \right). \quad (2.25)$$

From (2.25) we obtain

$$F_w \kappa_1(\lambda_*) = F \kappa_2(\lambda_*), \quad (2.26)$$

where

$$\kappa_1(\lambda_*) = \mu_{fw} + \frac{\mu_{fw}^2}{\mu_{mw}} - \lambda_*(1 - \beta) \tau \frac{\mu_{fw}}{\mu_{mw}}, \quad \kappa_2(\lambda_*) = -\mu_{fw} - \mu_{fw} \frac{\mu_f}{\mu_m} + \lambda_*(1 - \beta) \tau \frac{\mu_f}{\mu_m}. \quad (2.27)$$

Note that if at the strictly positive steady state, we have $\kappa_1(\lambda_*) = 0$, then this necessarily implies that $\kappa_2(\lambda_*) = 0$. This is only possible if

$$\frac{\mu_{fw}}{\mu_f} = \frac{\mu_{mw}}{\mu_m} \quad (2.28)$$

holds. This case is excluded from Theorem 2.4 but is treated in the next subsection.

If (2.28) does not hold then, using (2.27), from (2.23) we obtain

$$\begin{aligned} 0 &= \kappa_1^2(\lambda_*) \left(\mu_f + \frac{\mu_f^2}{\mu_m} - \lambda_* \frac{\mu_f}{\mu_m} \right) - \kappa_2^2(\lambda_*) \lambda_* (1 - \beta)(1 - \tau) \frac{\mu_{fw}}{\mu_{mw}} \\ &\quad + \kappa_1(\lambda_*) \kappa_2(\lambda_*) \left(\mu_f + \frac{\mu_f \mu_{fw}}{\mu_{mw}} - \lambda_* (1 - \beta)(1 - \tau) \frac{\mu_f}{\mu_m} - \lambda_* (1 - q) \frac{\mu_{fw}}{\mu_{mw}} \right). \end{aligned} \quad (2.29)$$

The right hand side of (2.29) is, in general, a cubic polynomial in λ_* . If there exists a positive root λ_*^1 , then since λ is a strictly monotone function, a corresponding unique $F^1 + F_w^1$ value may be found. From (2.23) we may then determine a unique solution (F^1, F_w^1) . Further analytic progress is possible in certain particular cases of interest,

which we now investigate. The first concerns the case when $\tau = 1$, or when τ is very close to 1, meaning that maternal transmission of *Wolbachia* is complete or nearly complete. This is in fact the biologically relevant case for a number of CI inducing *Wolbachia* strains in mosquito species treated in the literature, see e.g. [9]. This leads us to expect the existence of a steady state of (2.2)-(2.5) with large numbers of *Wolbachia* infected mosquitoes and few, or no, uninfected ones. The stability of such a steady state still depends on the other parameter values, and it will be stable if there is a high probability of mating between infected males and uninfected females resulting in no offspring (the effect of CI), i.e. q is close to 1; see also inequality (2.16) for the case $\tau = 1$. The existence of a stable steady state of (2.2)-(2.5) with the above mentioned properties is important because the low number of *Wolbachia* uninfected females implies that the quantity F_s^* , featuring in the first term of the parameter R_0 defined later in (3.47), is small. The likelihood of R_0 being less than 1 (the condition for WNV-eradication) depends mostly on that first term involving F_s^* , since the second term in (3.47) involves a small parameter ε and is automatically small. For these reasons, we are interested in stable steady states of model (2.2)-(2.5) of the form (M^*, F^*, M_w^*, F_w^*) , with M^* and F^* small compared to M_w^* and F_w^* (and, ideally, $M^* = F^* = 0$). Therefore, referring to Theorems 2.1 and 2.2, and restricting for now to the case $\tau = 1$, we ideally would like the boundary equilibrium $(M^*, F^*, 0, 0)$ of Theorem 2.1 to be unstable, and the boundary equilibrium $(0, 0, M_w^*, F_w^*)$ of Theorem 2.2 to be linearly stable. The conditions for this, when $\tau = 1$, are that the inequalities $\mu_f(1-\beta) > \mu_{fw}$ and $(1-q)\mu_{fw} < (1-\beta)\mu_f$ should hold simultaneously, but note that the second of these follows from the first. For $\tau = 1$, guided by elementary competition theory, instability of one boundary equilibrium and stability of the other suggests that there will be no coexistence equilibrium, and this is what we prove in Theorem 2.4 below. If τ is decreased from 1 to a value slightly below 1, there is no longer a boundary equilibrium with only *Wolbachia* infected mosquitoes present. What happens is that the equilibrium $(0, 0, M_w^*, F_w^*)$, which exists when $\tau = 1$, moves to another nearby point in \mathbb{R}_+^4 , so that *Wolbachia* infected mosquitoes now coexist with uninfected ones, the former being dominant. Very importantly, this will be the only coexistence steady state if τ is sufficiently close to 1, and it is a desirable steady state for WNV eradication because particular *Wolbachia* strains can significantly reduce WNV virus replication in mosquitoes, see [18].

Theorem 2.4. *Suppose that $\gamma = 0$, $\tau = 1$, $\mu_f(1-\beta) > \mu_{fw}$, $\mu_m\mu_{fw} \neq \mu_f\mu_{mw}$, and that λ is a strictly positive decreasing function with $\lambda(\infty) = \lambda_{min}$ (and λ_{min} sufficiently small). Then system (2.2)-(2.5) has no coexistence equilibrium with $M^*, F^*, M_w^*, F_w^* > 0$.*

*If the foregoing hypotheses hold, except that τ is slightly less than 1, then system (2.2)-(2.5) has precisely one coexistence equilibrium in which *Wolbachia* uninfected mosquitoes exist in very small numbers relative to *Wolbachia* infected ones.*

Proof. Since we assume $\tau = 1$, the form of (2.29) simplifies and in fact we may cancel $\kappa_1(\lambda_*)$ since we seek equilibria in which $M^*, F^*, M_w^*, F_w^* > 0$. After some further algebra,

we find that there is just one value for λ_* , given by

$$\begin{aligned} \lambda_* q(1 - \beta) \frac{\mu_{fw}\mu_f}{\mu_{mw}\mu_m} = & (1 - \beta) \left(\frac{\mu_f\mu_{fw}}{\mu_{mw}} - \frac{\mu_f^2}{\mu_m} \right) + q \frac{\mu_f\mu_{fw}^2}{\mu_m\mu_{mw}} \\ & + \frac{\mu_f\mu_{fw}}{\mu_m} - (1 - q) \frac{\mu_{fw}^2}{\mu_{mw}}. \end{aligned} \quad (2.30)$$

If $\lambda_* \leq 0$ then the equation $\lambda_* = \lambda(F + F_w)$ cannot be solved for $F + F_w$, so we may restrict to the case that $\lambda_* > 0$. Recalling that κ_1 and κ_2 are defined by (2.27), we find, with λ_* given by (2.30) and with $\tau = 1$, that

$$\kappa_1(\lambda_*) = \left(1 - \frac{\mu_m\mu_{fw}}{\mu_f\mu_{mw}} \right) \left[\mu_{fw} + \frac{1}{q} ((1 - \beta)\mu_f - \mu_{fw}) \right], \quad (2.31)$$

and

$$\kappa_2(\lambda_*) = \frac{1}{q} ((1 - \beta)\mu_f - \mu_{fw}) \left(1 - \frac{\mu_f\mu_{mw}}{\mu_m\mu_{fw}} \right). \quad (2.32)$$

Since $\mu_f(1 - \beta) > \mu_{fw}$ it follows that the sign of the product $\kappa_1(\lambda_*)\kappa_2(\lambda_*)$ is the same as the sign of

$$\left(1 - \frac{\mu_m\mu_{fw}}{\mu_f\mu_{mw}} \right) \left(1 - \frac{\mu_f\mu_{mw}}{\mu_m\mu_{fw}} \right)$$

and, since we assume $\mu_m\mu_{fw} \neq \mu_f\mu_{mw}$, it follows that $\kappa_1(\lambda_*)\kappa_2(\lambda_*) < 0$. This makes it impossible to find $F > 0$ and $F_w > 0$ satisfying (2.26), and so there is no coexistence equilibrium.

Next we prove the second assertion of the theorem. Let $\tau = 1 - \varepsilon$. Since we expect the equilibrium $(0, 0, M_w^*, F_w^*)$, which exists when $\tau = 1$, to move to another nearby point when $\tau = 1 - \varepsilon$, for ε sufficiently small, we seek an equilibrium of (2.2)–(2.5) of the form

$$\begin{aligned} M(\varepsilon) &= \varepsilon M^{(1)} + \varepsilon^2 M^{(2)} + \dots, \\ F(\varepsilon) &= \varepsilon F^{(1)} + \varepsilon^2 F^{(2)} + \dots, \\ M_w(\varepsilon) &= M_w^* + \varepsilon M_w^{(1)} + \varepsilon^2 M_w^{(2)} + \dots, \\ F_w(\varepsilon) &= F_w^* + \varepsilon F_w^{(1)} + \varepsilon^2 F_w^{(2)} + \dots. \end{aligned}$$

Coefficients of ε yield

$$\mu_m M^{(1)} = \frac{\lambda(F_w^*)}{M_w^* + F_w^*} \left[(1 - \beta) M_w^* F_w^* + (1 - q) M_w^* F^{(1)} \right], \quad (2.33)$$

and

$$\mu_f F^{(1)} = \frac{\lambda(F_w^*)}{M_w^* + F_w^*} \left[(1 - \beta) M_w^* F_w^* + (1 - q) M_w^* F^{(1)} \right]. \quad (2.34)$$

Using

$$\mu_{fw} = \frac{\lambda(F_w^*)}{M_w^* + F_w^*} (1 - \beta) M_w^*,$$

(2.34) reads

$$\mu_f F^{(1)} = \mu_{fw} F_w^* + \frac{\mu_{fw}(1-q)}{1-\beta} F^{(1)},$$

so that

$$F^{(1)} = \frac{(1-\beta)\mu_{fw}F_w^*}{(1-\beta)\mu_f - (1-q)\mu_{fw}}. \quad (2.35)$$

Note that $F^{(1)} > 0$ because of the assumption $\mu_f(1-\beta) > \mu_{fw}$, hence from (2.33) we conclude that $M^{(1)} > 0$ holds, and

$$M^{(1)} = \frac{\mu_{fw}\mu_f(1-\beta)F_w^*}{\mu_m[(1-\beta)\mu_f - (1-q)\mu_{fw}]}. \quad (2.36)$$

In conclusion, if τ is reduced from 1 to the value $1-\varepsilon$ then the equilibrium $(0, 0, M_w^*, F_w^*)$ moves to $(\varepsilon M^{(1)}, \varepsilon F^{(1)}, M_w^* + \varepsilon M_w^{(1)}, F_w^* + \varepsilon F_w^{(1)})$, with $M^{(1)}$ and $F^{(1)}$ given by (2.36) and (2.35), respectively. \square

Note that from the proof of Theorem 2.4 we can see that at the equilibrium the male/female ratio for *Wolbachia* uninfected mosquitoes is given approximately by $\frac{\mu_f}{\mu_m}$.

Theorem 2.4 excludes the case when $\mu_m\mu_{fw} = \mu_f\mu_{mw}$, which we treat now. In particular, we assume that $\gamma = 0$, and $\frac{\mu_f}{\mu_m} = \mu = \frac{\mu_{fw}}{\mu_{mw}}$. In this situation, we have $M = \mu F$, and $M_w = \mu F_w$. From equations (2.3) and (2.5) we obtain

$$\mu_f F = \frac{\mu\lambda_*}{(1+\mu)(F+F_w)} (F^2 + (1-\beta)(1-\tau)(FF_w + F_w^2) + (1-q)FF_w), \quad (2.37)$$

$$\mu_{fw} F_w = \frac{\mu\lambda_*}{(1+\mu)(F+F_w)} ((1-\beta)\tau(FF_w + F_w^2)). \quad (2.38)$$

From equation (2.38) we find that

$$\lambda_* = \lambda(F+F_w) = \frac{(1+\mu)\mu_{fw}}{\mu(1-\beta)\tau}, \quad (2.39)$$

hence for the existence of a coexistence steady state it is necessary that $\lambda(0) > \frac{(1+\mu)\mu_{fw}}{\mu(1-\beta)\tau}$, in which case there exists a unique $c = F + F_w$, such that $\lambda(c) = \frac{(1+\mu)\mu_{fw}}{\mu(1-\beta)\tau}$ holds. Then, from equation (2.37) we obtain

$$\frac{\mu_f}{\mu_{fw}} c(1-\beta)\tau F = F^2 + (1-q)FF_w + c(1-\beta)(1-\tau)F_w, \quad (2.40)$$

from which, using $F_w = c - F$, we obtain

$$0 = F^2 q + Fc \left((1-q) - (1-\beta)(1-\tau) - (1-\beta)\tau \frac{\mu_f}{\mu_{fw}} \right) + c^2(1-\beta)(1-\tau). \quad (2.41)$$

For the existence of the positive steady state we need to guarantee that the quadratic equation above has (at least one) positive (real) solution, and that the solution is less than c .

From equation (2.41) it is clear that in case of complete maternal transmission, i.e. for $\tau = 1$ there cannot be more than one coexistence steady state. In this case, from equation (2.41) we obtain

$$F = \frac{c \left((1 - \beta) \frac{\mu_f}{\mu_{fw}} - (1 - q) \right)}{q}. \quad (2.42)$$

Therefore, if

$$1 - q < (1 - \beta) \frac{\mu_f}{\mu_{fw}} < 1 \quad (2.43)$$

holds, then we have $0 < F < c$, and if $\lambda(0) > \frac{(1+\mu)\mu_{fw}}{\mu(1-\beta)\tau}$ also holds, then a unique strictly positive steady state exists.

Circumstances under which (2.43) is likely to hold include that q is sufficiently close to 1 and, at the same time, β is sufficiently close to 1 or $\frac{\mu_f}{\mu_{fw}}$ is less than 1. The biological interpretation is clear: for the existence of a coexistence steady state, the fertility cost (or mortality increase) due to *Wolbachia* infection should be sufficiently large.

It is clear from (2.41) that we can never have more than two coexistence steady states. On the other hand it is interesting to show that for some realistic parameter values it is possible to have two coexistence steady states.

To this end we consider the case $q = 1$, $\frac{\mu_f}{\mu_{fw}} = 1$, and we assume that $\tau \neq 1$, $\beta \neq 1$. In this case, from (2.41), we have

$$F_{1/2} = c \frac{1 - \beta}{2} \left(1 \pm \sqrt{1 - \frac{4(1 - \tau)}{1 - \beta}} \right). \quad (2.44)$$

That is, for $0 < F_{1/2} < c$ to hold, we need to assume that

$$4(1 - \tau) < 1 - \beta, \quad 1 + \sqrt{1 - \frac{4(1 - \tau)}{1 - \beta}} < \frac{2}{1 - \beta} \quad (2.45)$$

hold simultaneously. It is easy to verify that this can be achieved for any c , for example with $\tau = 0.99$, $\beta = 0.5$. Note that the condition $\frac{\mu_f}{\mu_{fw}} = 1$ can be relaxed, too. Also, by continuity arguments, it follows that for parameter values close enough we still have two coexistence steady states. We summarise our findings in the following proposition.

Proposition 2.2. *In the case when $\gamma = 0$, $q = 1$ and $\frac{\mu_f}{\mu_m} = \frac{\mu_{fw}}{\mu_{mw}}$, there exists a set of values for the remaining parameters such that system (2.2)-(2.5) admits two coexistence steady states.*

In summary, we have shown that our *Wolbachia* model (2.2)-(2.5) may exhibit all of the three qualitatively different possible scenarios, i.e. when there are 0, 1 or 2 coexistence steady states.

3. MODEL INCORPORATING WEST NILE VIRUS (WNV)

There has been considerable recent interest in West Nile virus (WNV), with the great majority of mathematical papers on the topic having appeared in the last 15 years. Numerous types of models have appeared, some including spatial effects and others giving consideration to issues such as age-structure in hosts, optimal control or backward bifurcation. See, for example, Blayneh et al [3], Bowman et al [4], Gourley et al [11], Lewis et al [23] and Wonham and Lewis [37].

We introduce the following model as an extension of model (2.2)-(2.5) to include WNV dynamics. Our model for WNV dynamics has similarities to that in Bergsman et al [1] with one resident bird population. Hence, as in [1] and in some references therein, we compartmentalise the vector and bird population into SEI and SEIR classes, respectively. Taking into account our earlier model the complete WNV-*Wolbachia* mosquito-bird population model takes the following form.

$$\begin{aligned}
F'_s &= \frac{\lambda(F_{total})}{M + M_w + F + F_w} (MF + (1 - \beta)(1 - \tau)(MF_w + M_w F_w) + (1 - q)M_w F) \\
&\quad - \mu_f F_s - \alpha_f p_{bf} F_s \frac{B_i}{B_{total}}, \\
F'_e &= \alpha_f p_{bf} F_s \frac{B_i}{B_{total}} - \mu_f F_e - \nu_f F_e, \\
F'_i &= \nu_f F_e - \mu_f F_i, \\
F'_{ws} &= \frac{\lambda(F_{total})}{M + M_w + F + F_w} (1 - \beta)\tau(MF_w + M_w F_w) - \mu_{fw} F_{ws} - \alpha_{fw} p_{bf} F_{ws} \frac{B_i}{B_{total}}, \\
F'_{we} &= \alpha_{fw} p_{bf} F_{ws} \frac{B_i}{B_{total}} - \mu_{fw} F_{we} - \varepsilon \nu_f F_{we}, \\
F'_{wi} &= \varepsilon \nu_f F_{we} - \mu_{fw} F_{wi}, \\
B'_s &= \Pi(B_{total}) - \mu_b B_s - \left(\alpha_f p_{fb} F_i \frac{B_s}{B_{total}} + \alpha_{fw} p_{fb} F_{wi} \frac{B_s}{B_{total}} \right), \\
B'_e &= \alpha_f p_{fb} F_i \frac{B_s}{B_{total}} + \alpha_{fw} p_{fb} F_{wi} \frac{B_s}{B_{total}} - \mu_b B_e - \nu_b B_e, \\
B'_i &= \nu_b B_e - \mu_b B_i - \mu_{bi} B_i - \nu_i B_i, \\
B'_r &= \nu_i B_i - \mu_b B_r, \\
M' &= \frac{\lambda(F_{total})}{M + M_w + F + F_w} (MF + (1 - \beta)(1 - \tau)(MF_w + M_w F_w) + (1 - q)M_w F) - \mu_m M, \\
M'_w &= \frac{\lambda(F_{total})}{M + M_w + F + F_w} (1 - \beta)\tau(1 - \gamma)(MF_w + M_w F_w) - \mu_{mw} M_w, \tag{3.46}
\end{aligned}$$

where

$$B_{total} = B_s + B_e + B_i + B_r,$$

$$F_{total} = F + F_w, \quad F_w = F_{ws} + F_{we} + F_{wi}, \quad F = F_s + F_e + F_i.$$

Some of the parameters of system (3.46) are defined after (2.2)-(2.5); the rest are defined as follows:

- α_f : biting rate of female *Wolbachia* uninfected mosquitoes;
- α_{fw} : biting rate of female *Wolbachia* infected mosquitoes;
- p_{bf} : transmission probability of WNV from infectious birds to WNV-susceptible female mosquitoes;
- p_{fb} : transmission probability of WNV from WNV-infectious female mosquitoes to susceptible birds;
- ν_f : per-capita transition rate of WNV-exposed female *Wolbachia* uninfected mosquitoes to the infectious stage of WNV;
- $\varepsilon \in [0, 1]$: small parameter modelling increased time that *Wolbachia* infected mosquitoes spend in the latent stage of WNV, due to the tendency of *Wolbachia* infection to hamper the replication of WNV in mosquitoes;
- ν_b : per-capita transition rate of WNV-exposed birds to the infectious stage of WNV;
- ν_i : per-capita rate at which infectious birds recover;
- μ_b : per-capita natural death rate for birds;
- μ_{bi} : per-capita WNV-induced death rate for infectious birds.

In this section, it must be emphasized that we are considering two different kinds of infection. Mosquitoes may be infected by either *Wolbachia* or WNV, or both. WNV infection is assumed possible only for female mosquitoes (since it is females that bite) and is modelled using an SEI (susceptible-exposed-infectious) approach with subscripts s , e and i . The variables F_s , F_e and F_i denote the numbers of *Wolbachia* uninfected mosquitoes that have susceptible, exposed and infectious status with respect to WNV. A subscript w indicates *Wolbachia* infection, so that F_{ws} , F_{we} and F_{wi} denote the numbers of *Wolbachia* infected mosquitoes that have susceptible, exposed and infectious status with respect to WNV. The variables M and M_w are the numbers of *Wolbachia* uninfected and *Wolbachia* infected male mosquitoes, none of which have WNV. Birds are only susceptible to WNV and their numbers are given by the variables B_s , B_e , B_i and B_r denoting susceptible, exposed, infectious and recovered birds. Many of the terms of system (3.46) are also present in (2.2)-(2.5) without change, here we just discuss the extra terms that model the addition of WNV dynamics. WNV-susceptible mosquitoes, whether *Wolbachia* infected or not, acquire WNV infection by biting infectious birds; this is modelled via the last term in the first and fourth equations of (3.46) using the idea of mass action normalised by total host density, the biting rates (the α parameters defined above) having been separated out, rather than being absorbed into the transmission coefficients p_{bf} and p_{fb} as is often customary. Having acquired WNV infection from a

bird, a mosquito enters the latent phase of WNV and is classed as an exposed mosquito. Exposed mosquitoes become WNV-infectious at rates $\nu_f F_e$ and $\varepsilon \nu_f F_{we}$ for *Wolbachia* uninfected and *Wolbachia* infected mosquitoes, respectively. In the latter, the presence of $\varepsilon \in [0, 1]$ models the tendency of *Wolbachia* infected mosquitoes that have contracted WNV infection to spend a greater amount of time in the latent stage of WNV, since *Wolbachia* infection tends to block WNV replication making it less likely that such a mosquito would ever become WNV-infectious. Of course, we are at liberty to take ε very small indeed, with the implication that the *Wolbachia* infected mosquito spends so long in the latent stage of WNV that it probably dies in that stage. This is our approach to modelling the blocking of WNV replication by *Wolbachia*.

Birds acquire WNV from bites by WNV-infectious mosquitoes, which may or may not have *Wolbachia* infection as well. Thus there are two infection rates for birds, these can be found in the right hand side of the seventh equation of (3.46), and also in the eighth equation since birds initially enter the exposed stage of WNV. This has a mean duration of $1/\nu_b$ for birds, after which they become WNV-infectious. Birds may recover from WNV, at a per-capita rate ν_i . Note that, for birds, death due to WNV is modelled using a separate parameter μ_{bi} to distinguish from natural death, accounted for by μ_b . The function $\Pi(B_{total})$ is the birth rate function for birds.

The approach we use here to model the latency stage of WNV (in either birds or mosquitoes) is not the only possible approach. Our approach permits individuals to spend different amounts of time in the latency stage, and we may only speak of the mean time spent in that stage. There are other approaches in which all individuals of a particular status (for example, all *Wolbachia* uninfected mosquitoes) spend the same amount of time in the latent stage of WNV. The time could be different for *Wolbachia* infected mosquitoes. These approaches result in models with time delays.

3.1. Local stability of the WNV-free equilibria. Equilibria of system (3.46) may exist in which WNV is absent. Such WNV-free equilibria include the equilibrium $(M^*, F^*, 0, 0)$ considered in Theorem 2.1, in which both WNV and *Wolbachia* are absent, and equilibria in which WNV is absent but *Wolbachia* are present. We show that multiple WNV-free equilibria may coexist that have both *Wolbachia* uninfected and *Wolbachia* infected mosquitoes, we present a necessary and sufficient condition for any particular WNV-free equilibrium to be locally stable, and we show that the most likely scenario for eradication of WNV is to have large numbers of *Wolbachia* infected mosquitoes, with solutions of system (3.46) evolving to a WNV-free equilibrium that has large numbers of *Wolbachia* infected mosquitoes and relatively few uninfected ones. Theorem 3.1 applies to any WNV-free equilibrium, of which there may be several. Of course, we may have $R_0 < 1$ at one WNV-free equilibrium and $R_0 > 1$ at another. It depends on the values of F_s^* , F_{ws}^* and B_s^* for the particular WNV-free equilibrium under consideration. For clarity of exposition, we include as a hypothesis that the equilibrium be stable to the subset of perturbations in which WNV is absent (i.e. stable as a solution of the subsystem (2.2)-(2.5)), rather than including explicit conditions for stability of an equilibrium as a

solution of that subsystem. The latter stability problem is a tedious one in its own right and is under consideration elsewhere in this paper. Theorem 3.1, in the form presented below, highlights clearly the particular role played by R_0 .

Theorem 3.1. *Let F_s^* , F_{ws}^* and B_s^* be the equilibrium values for the female susceptible (to WNV) Wolbachia uninfected and Wolbachia infected mosquitoes and susceptible birds, in any WNV-free equilibrium. Let*

$$R_0 = \frac{\nu_b \nu_f p_{fb} p_{bf}}{(\mu_b + \mu_{bi} + \nu_i)(\mu_b + \nu_b)} \left(\frac{\alpha_f^2 (F_s^*/B_s^*)}{\mu_f(\mu_f + \nu_f)} + \frac{\varepsilon \alpha_{fw}^2 (F_{ws}^*/B_s^*)}{\mu_{fw}(\mu_{fw} + \varepsilon \nu_f)} \right). \quad (3.47)$$

Then, if $R_0 < 1$, the WNV-free equilibrium under consideration is locally stable as a solution of the full system (3.46), if it is stable to perturbations in which the exposed and infectious variables remain zero.

Proof. At any WNV-free equilibrium, the linearisation of system (3.46) decouples to some extent making it sufficient to show that, when $R_0 < 1$, each component of the solution of the following system:

$$\begin{aligned} F_e' &= \frac{\alpha_f p_{bf} F_s^*}{B_s^*} B_i - (\mu_f + \nu_f) F_e, \\ F_i' &= \nu_f F_e - \mu_f F_i, \\ F_{we}' &= \frac{\alpha_{fw} p_{bf} F_{ws}^*}{B_s^*} B_i - (\mu_{fw} + \varepsilon \nu_f) F_{we}, \\ F_{wi}' &= \varepsilon \nu_f F_{we} - \mu_{fw} F_{wi}, \\ B_e' &= \alpha_f p_{fb} F_i + \alpha_{fw} p_{fb} F_{wi} - (\mu_b + \nu_b) B_e, \\ B_i' &= \nu_b B_e - (\mu_b + \mu_{bi} + \nu_i) B_i, \end{aligned} \quad (3.48)$$

tends to zero. It is taken as a hypothesis that the susceptible variables then approach their respective steady state values. Note that system (3.48) has a structure that allows the application of Theorem 5.5.1 in Smith [29], making it possible to restrict attention to the real roots of the characteristic equation associated with (3.48). That characteristic equation, corresponding to trial solutions with temporal dependence $\exp(\lambda t)$, is most easily analysed when written in the form

$$\begin{aligned} &(\lambda + \mu_b + \mu_{bi} + \nu_i)(\lambda + \mu_b + \nu_b) B_s^* \\ &= \nu_b \nu_f p_{fb} p_{bf} \left[\frac{\alpha_f^2 F_s^*}{(\lambda + \mu_f)(\lambda + \mu_f + \nu_f)} + \frac{\varepsilon \alpha_{fw}^2 F_{ws}^*}{(\lambda + \mu_{fw})(\lambda + \mu_{fw} + \varepsilon \nu_f)} \right]. \end{aligned} \quad (3.49)$$

As functions of the real variable λ , the right hand side of (3.49) is decreasing, at least for $\lambda \geq 0$, while the left hand side is a quadratic with two real negative roots. A simple graphical argument shows that if the left hand side exceeds the right hand side when $\lambda = 0$ (i.e., if $R_0 < 1$, with R_0 defined by (3.47)), then any real roots of the characteristic equation are negative which, since only the real roots need to be considered, implies that

Symbol	Definition	Value
μ_m	Per-capita mortality rate of male mosquitoes	1/20
μ_f	Per-capita mortality rate of female mosquitoes	1/20
μ_{wm}	Per-capita mortality rate of W -infected male mosquitoes	1/20
μ_{wf}	Per capita mortality rate of W -infected female mosquitoes	1/20
r	Maximum per-capita mosquito egg-laying rate	30
k	Competition coefficient for mosquitoes	5000
β	Fitness cost of W -infection on reproduction	$\in [0, 1]$
τ	Maternal transmission rate of <i>Wolbachia</i>	$\in [0, 1]$
q	Strength of CI due to W -infection	$\in [0, 1]$
γ	Male killing rate due to W -infection	$\in [0, 1]$
α_f	Per-capita W -free mosquito biting rate	0.09
α_{fw}	Per-capita W -infected mosquito biting rate	0.09
p_{bf}	WNV transmission coefficient from birds to mosquitoes	0.16
p_{fb}	WNV transmission coefficient from mosquitoes to birds	0.88
μ_b	Natural per-capita mortality rate of birds	1/(365 \times 3)
μ_{bi}	WNV-induced per-capita death rate of birds	0.1
$\Pi(B)$	Birth rate of birds	100/365
ν_f	Per-capita rate at which W -free mosquitoes complete WNV-latency and become WNV-infectious	$\in [0, 1]$
ε	$\varepsilon \nu_f$ is the per-capita rate at which W -infected mosquitoes complete WNV-latency and become WNV-infectious	
ν_b	Per-capita rate at which exposed birds become infectious	0.2
ν_i	Per capita rate at which infectious birds recover	0.2

TABLE 1. Definition of parameters. Time is measured in days, and rates in day^{-1} . W stands for *Wolbachia* so that, for example, W -infection means *Wolbachia* infection. Parameter values have been chosen purely to demonstrate possible solution behaviour and are not based on data.

each component of the solution of (3.48) approaches zero as $t \rightarrow \infty$. The proof of the theorem is now complete. \square

4. NUMERICAL SIMULATIONS

In the simulations we set $\lambda(F_{total}) := re^{-F_{total}/k}$, where r is the maximum per-capita mosquito egg-laying rate, and k measures intra-specific competition among female mosquitoes. It should be noted that our model assumes that the mosquito population persists annually, as for example in the tropical climates of South-East Asia.

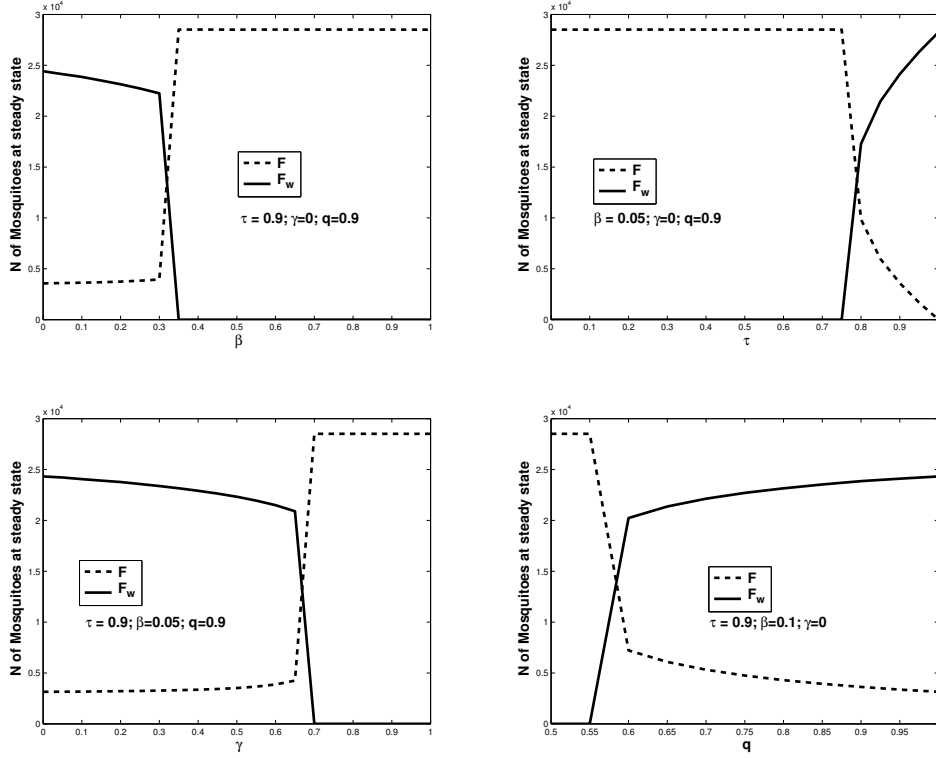


FIGURE 1. The dependence of the values of F and F_w at the steady state of model (2.2)-(2.5) on the parameters β, τ, γ and q . Here, all the per-capita mortality rates of mosquitoes were taken as 0.05, and we set $r = 30, k = 5000$.

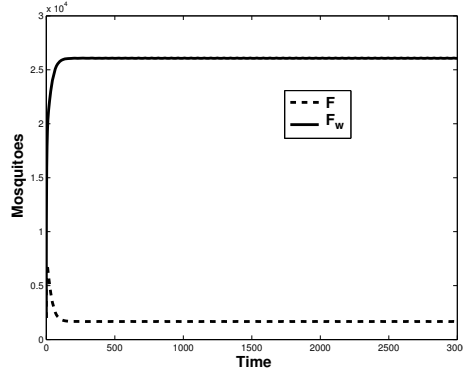


FIGURE 2. Simulation of model (2.2)-(2.5) showing F and F_w against time. Here, all the per-capita mortality rates of mosquitoes are taken as 0.05, and we set $r = 30$, $k = 5000$, $\beta = 0.1$, $q = 0.9$, $\gamma = 0$ and $\tau = 0.95$.

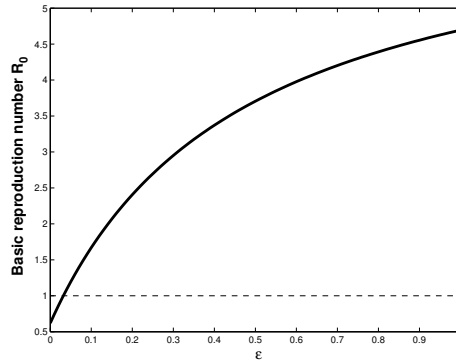
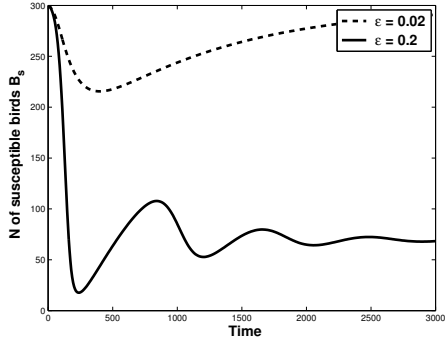
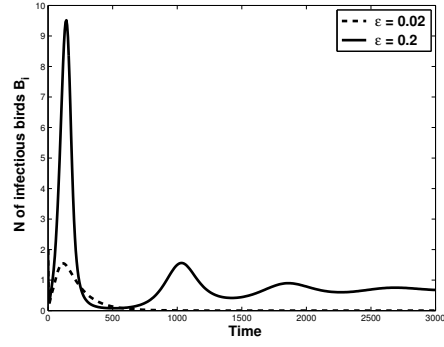


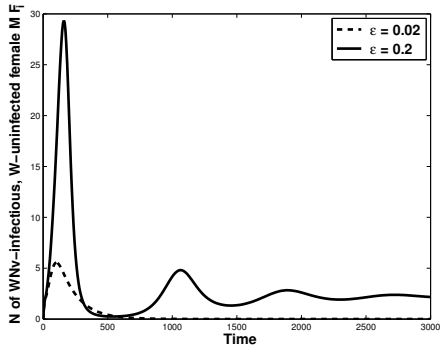
FIGURE 3. The basic reproduction number R_0 , defined in (3.47), plotted against ε . The parameter values are $\beta = 0.1$, $q = 0.9$, $\gamma = 0$, $\tau = 0.9$, with the other parameter values given in Table 1. For these parameter values, $F_s^* = 3630$, $F_{ws}^* = 23837$, $B_s^* = 300$, and almost all of the mosquitoes are infected with *Wolbachia*. In this case, if $\varepsilon < 0.03$, the basic reproduction number $R_0 < 1$, and the WNv will die out.



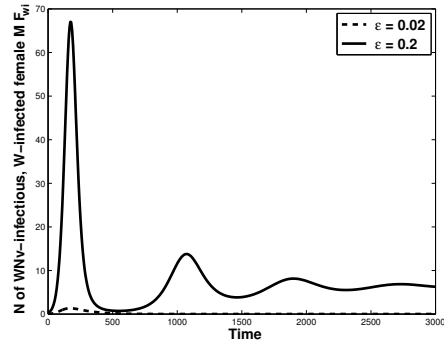
(a) B_s versus time



(b) B_i versus time



(c) F_i versus time



(d) F_{wi} versus time

FIGURE 4. Simulation of model (3.46) with the parameter values as given in the caption of Figure 3 for the cases $\epsilon = 0.2$ and $\epsilon = 0.02$. In the case $\epsilon = 0.02$, WNV dies out.

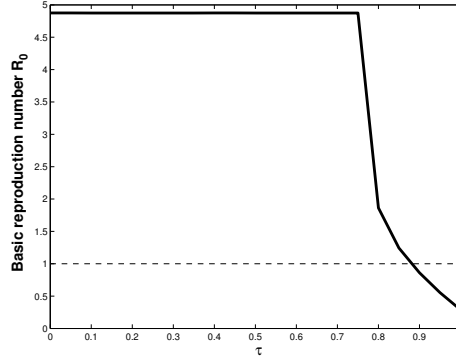


FIGURE 5. Basic reproduction number R_0 , plotted against τ , with $\beta = 0.1$, $q = 0.9$, $\gamma = 0$, $\varepsilon = 0.02$, and the other parameter values given in Table 1. If $\tau > 0.9$ the basic reproduction number $R_0 < 1$, and WNv will die out.

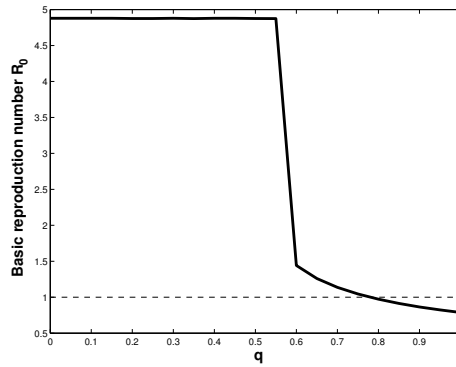


FIGURE 6. Basic reproduction number R_0 , plotted against q , with $\beta = 0.1$, $\tau = 0.9$, $\gamma = 0$, $\varepsilon = 0.02$, and the other parameter values given in Table 1. If $q > 0.8$ the basic reproduction number $R_0 < 1$, and WNv will die out.

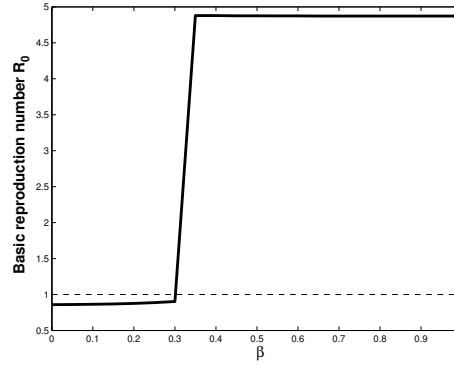


FIGURE 7. Basic reproduction number R_0 , plotted against β , with $\tau = 0.9$, $q = 0.9$, $\gamma = 0$, $\varepsilon = 0.02$, and the other parameter values given in Table 1. If $\beta < 0.3$ the basic reproduction number $R_0 < 1$, and WNV will die out.

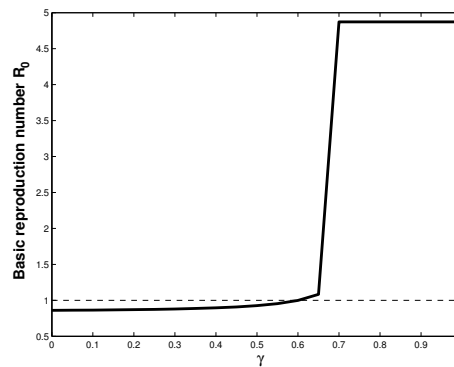


FIGURE 8. Basic reproduction number R_0 , plotted against γ , with $\beta = 0.1$, $q = 0.9$, $\tau = 0.9$, $\varepsilon = 0.02$, and the other parameter values given in Table 1. If $\gamma < 0.65$ the basic reproduction number $R_0 < 1$, and WNV will die out.

5. CONCLUSION

In this paper we have derived a detailed sex-structured model for a mosquito population infected with *Wolbachia*. The model captures many of the well-known key effects of

Wolbachia infection, including cytoplasmic incompatibility, male killing, reduction in reproductive output and incomplete maternal transmission of the *Wolbachia* infection. Our analysis shows that the mosquito population can stabilise at a *Wolbachia* free equilibrium under certain circumstances, which include situations when inequality (2.11) holds. Such circumstances include, for example, if *Wolbachia* infection significantly reduces reproductive output, and/or *Wolbachia* infection significantly lowers female life expectancy. We also showed that if $\tau = 1$, i.e. maternal transmission of *Wolbachia* is complete, then the mosquito population can stabilise at an equilibrium in which all mosquitoes are infected with *Wolbachia*. This happens in the case of sufficiently high cytoplasmic incompatibility. In the case of τ close to 1 we have shown that *Wolbachia* infected mosquitoes can coexist with small numbers of uninfected mosquitoes. We have also shown that under some additional assumptions our model has multiple coexistence steady states.

We extended the sex-structured mosquito population model (2.2)-(2.5) to include West Nile virus, which is spread by birds and mosquitoes, treating WNV as an SEI infection for mosquitoes, and as an SEIR infection for birds. We were motivated by results recently reported in [18], which suggest that a particular strain of *Wolbachia* substantially reduces WNV replication in the mosquito species *Aedes aegypti*. We modelled this crucial phenomenon by incorporating a small parameter ε , the reciprocal of which is proportional to the time spent in the WNV exposed class for *Wolbachia* infected mosquitoes. This enabled us to assess the potential of *Wolbachia* infection to eradicate WNV via its effect on WNV replication in *Wolbachia* infected mosquitoes. Notably the expression we obtained for the basic reproduction number R_0 suggests that WNV will be eradicated if at the steady state the overwhelming majority of mosquitoes are infected with *Wolbachia*, and the *Wolbachia* infection substantially reduces WNV replication in mosquitoes. The first of these hypotheses is in fact shown to hold for a number of *Wolbachia* strains and mosquito species, see e.g. [8].

ACKNOWLEDGMENTS

We thank the American Institute of Mathematics for financial support through the SQuARE program. We also thank the reviewers for their helpful comments.

REFERENCES

- [1] L. D. Bergsman, J. M. Hyman, and C. Manore, A mathematical model for the spread of West Nile virus in migratory and resident birds, *Math. Biosci. Eng.*, **13** (2016), 401-424.
- [2] M. S. C. Blagrove et al., *Wolbachia* strain *wMel* induces cytoplasmic incompatibility and blocks dengue transmission in *Aedes albopictus*, *PNAS*, **109** (2012), 255-260.
- [3] K.W. Blayneh, A.B. Gumel, S. Lenhart and T. Clayton, Backward bifurcation and optimal control in transmission dynamics of West Nile virus. *Bull. Math. Biol.* **72** (2010), 1006–1028.
- [4] C. Bowman, A.B. Gumel, P. van den Driessche, J. Wu and H. Zhu, A mathematical model for assessing control strategies against West Nile virus. *Bull. Math. Biol.* **67** (2005), 1107–1133.
- [5] E. Caspari and G. S. Watson, On the evolutionary importance of cytoplasmic sterility in mosquitoes, *Evolution*, **13** (1959), 568-570.

- [6] B. L. Dodson, G. L. Hughes, O. Paul, A. C. Mataracchiero, L. D. Kramer, and J. L. Rasgon, *Wolbachia* enhances *West Nile Virus* (WNV) infection in the mosquito *Culex tarsalis*, *PLoS Negl Trop Dis.* (2014), **8**(7):e2965.
- [7] C. Dufourd and Y. Dumont, Modeling and simulations of mosquito dispersal. The case of *Aedes albopictus*, *BIOMATH*, **1** (2012), 1209262, 7 pp.
- [8] J. Engelstädter and A. Telschow, Cytoplasmic incompatibility and host population structure, *Heredity*, **103** (2009), 196-207.
- [9] J. Engelstädter, A. Telschow, and P. Hammerstein, Infection dynamics of different *Wolbachia*-types within one host population, *J. Theor. Biol.*, **231** (2004), 345-355.
- [10] J. Z. Farkas and P. Hinow, Structured and unstructured continuous models for *Wolbachia* infections, *Bull. Math. Biol.*, **72** (2010), 2067-2088.
- [11] S.A. Gourley, R. Liu and J. Wu, Some vector borne diseases with structured host populations: extinction and spatial spread. *SIAM J. Appl. Math.* **67** (2006/07), 408-433.
- [12] K. P. Hadeler, Pair formation, *J. Math. Biol.*, **64** (2012), 613-645.
- [13] K. P. Hadeler, R. Waldstätter, and A. Wörz-Busekros, Models for pair formation in bisexual populations, *J. Math. Biol.*, **26** (1988), 635-649.
- [14] P. A. Hancock, S. P. Sinkins, and H. C. J. Godfray, Population dynamic models of the spread of *Wolbachia*, *American Naturalist*, **177** (2011), 323-333.
- [15] P. A. Hancock, S. P. Sinkins, and H. C. J. Godfray, Strategies for introducing *Wolbachia* to reduce transmission of mosquito-borne diseases, *PLoS Negl. Trop. Dis.*, **5** (2011), e1024.
- [16] A. A. Hoffmann and M. Turelli, Cytoplasmic incompatibility in insects, In A. A. Hoffmann, S. L. O'Neill and J. H. Werren (eds), *Influential Passengers* (1997), Oxford University Press, 42-80.
- [17] A. A. Hoffmann, et al., Successful establishment of *Wolbachia* in *Aedes* populations to suppress dengue transmission, *Nature*, **476** (2011), 454-457.
- [18] M. Hussain, et al., Effect of *Wolbachia* on replication of West Nile virus in a mosquito cell line and adult mosquitoes, *J. Virol.*, **87** (2013), 851-858.
- [19] H. Hughes and N. F. Britton, Modelling the use of *Wolbachia* to control dengue fever transmission, *Bull. Math. Biol.*, **75** (2013), 796-818.
- [20] M. J. Keeling, F. M. Jiggins, and J. M. Read, The invasion and coexistence of competing *Wolbachia* strains, *Heredity*, **91** (2003), 382-388.
- [21] D. G. Kendall, Stochastic processes and population growth, *J. Roy. Stat. Soc. Ser. B.*, **11** (1949), 230-264.
- [22] N. Keyfitz, The mathematics of sex and marriage, *Proceedings of the Sixth Berkeley Symposium on Mathematical Statistics and Probability, Vol. IV: Biology and health*, Univ. California Press, (1972), 89-108.
- [23] M. Lewis, J. Renclawowicz and P. van den Driessche, Traveling waves and spread rates for a West Nile virus model. *Bull. Math. Biol.* **68** (2006), 3-23.
- [24] J. Li, Modelling of transgenic mosquitoes and impact on malaria transmission, *J. Biol. Dyn.*, **5** (2011), 474-494.
- [25] J. Li and Z. Yuan, Modelling releases of sterile mosquitoes with different strategies, *J. Biol. Dyn.*, **9** (2015), 1-14.
- [26] C. J. McMeniman et al., Stable introduction of a life-shortening *Wolbachia* infection into the mosquito *Aedes aegypti*, *Science*, **323** (2009), 141-144.
- [27] S. L. O'Neill, A. A. Hoffmann, and J. H. Werren (eds), *Influential Passengers*. Oxford University Press, Oxford, New York, Tokyo, (1997).
- [28] J. L. Rasgon and T. W. Scott, Impact of population age structure on *Wolbachia* transgene driver efficacy: ecologically complex factors and release of genetically modified mosquitoes, *Insect Biochem. Mol. Biol.*, **34** (2004), 707-713.

- [29] H. L. Smith, *Monotone dynamical systems. An introduction to the theory of competitive and co-operative systems*. Mathematical Surveys and Monographs, 41. American Mathematical Society, Providence, RI, (1995).
- [30] R. Stouthamer, *Wolbachia* induced parthenogenesis, In A. A. Hoffmann, S. L. O'Neill and J. H. Werren (eds), *Influential Passengers* (1997), Oxford University Press, 102-124.
- [31] A. Telschow, P. Hammerstein, and J. H. Werren, The effect of *Wolbachia* versus genetic incompatibilities on reinforcement and speciation, *Evolution*, **59** (2005), 1607-1619.
- [32] A. Telschow, N. Yamamura, and J. H. Werren, Bidirectional cytoplasmic incompatibility and the stable coexistence of two *Wolbachia* strains in parapatric host populations, *J. Theor. Biol.*, **235** (2005), 265-274.
- [33] M. Turelli, Evolution of incompatibility-inducing microbes and their hosts, *Evolution*, **48** (1994), 1500-1513.
- [34] E. Vautrin, et al., Evolution and invasion dynamics of multiple infections with *Wolbachia* investigated using matrix based models, *J. Theor. Biol.*, **245** (2007), 197-209.
- [35] T. Walker, et al., The wMel *Wolbachia* strain blocks dengue and invades caged *Aedes aegypti* populations, *Nature*, **476** (2011), 450-453.
- [36] J. H. Werren, Biology of *Wolbachia*, *Annu. Rev. Entomol.*, **42** (1997), 587-609.
- [37] M.J. Wonham and M.A. Lewis, A comparative analysis of models for West Nile Virus. Mathematical epidemiology, 365-390, Lecture Notes in Math., 1945, Springer, Berlin, 2008.

JÓZSEF Z. FARKAS, DIVISION OF COMPUTING SCIENCE AND MATHEMATICS, UNIVERSITY OF STIRLING, STIRLING, FK9 4LA, UNITED KINGDOM
E-mail address: `jozsef.farkas@stir.ac.uk`

STEPHEN A. GOURLEY, DEPARTMENT OF MATHEMATICS, UNIVERSITY OF SURREY, GUILDFORD, SURREY, GU2 7XH, UNITED KINGDOM
E-mail address: `s.gourley@surrey.ac.uk`

RONGSONG LIU, DEPARTMENT OF MATHEMATICS AND DEPARTMENT OF ZOOLOGY AND PHYSIOLOGY, UNIVERSITY OF WYOMING, LARAMIE, WY 82071, USA
E-mail address: `Rongsong.Liu@uwyo.edu`

ABDUL-AZIZ YAKUBU, DEPARTMENT OF MATHEMATICS, HOWARD UNIVERSITY, WASHINGTON, DC 20059, USA
E-mail address: `ayakubu@howard.edu`