

# Oscillating Casimir force of trapped Bose gas in electromagnetic field

Seyit Deniz Han\* and Ekrem Aydiner†

*Department of Physics, Faculty of Science, İstanbul University, İstanbul, 34134, Turkey*

(Dated: February 28, 2022)

In this study, we consider motion of the massive and charged Bose gas trapped in electric and magnetic fields between two parallel plates in the  $x - y$  plane that are separated by a distance  $d$  in the  $z$  direction. We derive analytical expression of the grand canonical potential of the quantum particles by using of Ketterle and van Druten approximation. By evaluating canonical potential, we obtain Casimir potential and force at the Bose-Einstein condensation temperature  $T_c$ . We also show that Casimir force oscillates depends on distance  $d$  for fixed parameters.

PACS numbers: 05.30.Jp; 67.85.Hj; 05.30.-d; 05.40.-a

## I. INTRODUCTION

It has been shown by the Casimir [1] that quantum mechanical fluctuations of the electromagnetic field in vacuum between conducting boundaries can leads to an attractive or repulsive long-range interaction. This effect has been called Casimir effect. This effect has been experimentally measured in 1997 [2] and 1998 [3] which confirms quantum field theory. It is shown that the force depends on size, temperature, geometry, surface roughness and electronic properties of the materials [4–6]. The practical applications of Casimir effect is now becoming more widely appreciated in many fields of physics such as quantum field theory, gravitation and cosmology, Bose-Einstein condensation (BEC), atomic and molecular systems, mathematical physics and nano-technology. A good review on new developments in the Casimir effect can be found in Ref. [6].

On the other hand, Fisher and de Genes [7] suggested that similar effect can occur in quantum critical systems. It was so-called as the critical Casimir effect [8] which is a fluctuation-induced force arise from the confinement of the fluctuations of the order parameter near the critical temperature. Indeed it is shown that the Casimir force in all bosonic systems appears near the critical condensation temperature  $T_c$  due to thermal fluctuation of these excited states. In recent studies, it is shown theoretically and experimentally that thermal fluctuations of confined quantum particles in the boundaries can lead to Casimir effect at finite temperatures with or without traps for the Dirichlet, Neumann and periodic boundary conditions [9–42]. The understanding behavior of the Casimir force of confined quantum critical systems and its thermodynamics are becoming important since potential applications in physics and other areas such as engineering. Obtained results from theoretical studies may plays crucial role to invention new electromechanical applications such as the producing of micro and nano-fabrication ma-

terials and its devices (See Refs. [44–46]).

So far Casimir effect has been investigated in many systems [9–42], however, to our knowledge, charged and confined quantum particles under electric and magnetic field in boundaries has never been studied yet. However this effect may play important role at low dimensional systems in many area of physics such as understanding the quantum hall mechanism and thermodynamic of micro and nano mechanical systems. Therefore, in this study, by inspiring previous studies, we consider charged and confined boson-like particles under electric and magnetic fields between two closely spaced conducting plates in the  $x - y$  plane that are separated by a distance  $d$  in the  $z$  direction. We will obtain analytical expressions for the Casimir potential and Casimir force based on statistical mechanics. We have also shown that the oscillation frequency of the Casimir force depends on applied magnetic field. With the best of our knowledge, some of the results are obtained for the first time. These result may lead to new discussions on quantum Hall effect for boson systems [49, 50].

This paper is organized as follows: In section II, we define the motion of charged particle in crossed electric and magnetic fields between two closely spaced conducting plates and give the Hamiltonian equation and its eigenvalues. In section III, starting from these equations we obtain grand canonical potential of the system. In section IV, we obtain Casimir potential and force. Finally, in section V, we conclude obtained results.

## II. CHARGED PARTICLE IN AN ELECTROMAGNETIC FIELD

We consider helical motion of the massive and charged bosonic particles in electric and magnetic fields between two parallel plates in the  $x - y$  plane that are separated by a distance  $d$  in the  $z$  direction. For Dirichlet boundary condition the Hamiltonian of the single particle in an electromagnetic field in the  $x - y$  plane is given by

$$\hat{H} = -\frac{\hbar^2}{2m}\nabla^2 - \frac{qB}{2m}\hat{L}_z + \frac{q^2B^2}{8m}(x^2 + y^2) + q\varphi \quad (1)$$

\* sdenhan@gmail.com

† Corresponding Author: ekrem.aydiner@istanbul.edu.tr

where  $m$  is the mass,  $q$  is the charge of particle,  $B$  is the external magnetic field,  $\varphi$  is the electromagnetic scalar potential. Here, the homogenous magnetic field and electrical field are chosen that as oriented along  $z$  and  $x$  directions, respectively. It is well known that the charged particles rotate in  $x - y$  plane with frequency  $w$  depends on parameter of Hamiltonian. The single particle energy levels for Hamiltonian in Eq. 1 are given [47]

$$\varepsilon_{n_x, y, z} = \hbar w_c [n_x + n_y + 1] + \frac{\hbar^2 \pi^2}{2md^2} n_z^2 + \frac{1}{2} mc^2 \frac{F^2}{B^2} - qFW_0 \quad (2)$$

where  $w_c = -qB/mc$  is the cyclotron frequency,  $n_{x, y, z}$  is the Landau quantum number,  $W_0 = k_x L^2 + \frac{mc^2 F}{qB^2}$  denotes the  $y$  coordinate of the center of oscillations, and  $L = (\hbar c/eB)^{1/2}$  is the magnetic radius. The free motion of particle occurs in the  $z$  direction while cyclotron motion of particle occurs in the  $x - y$  plane. In this study, for simplicity we ignore drift motion of particle in the any direction. Therefore we neglected contribution of  $k_x$  term in  $W_0$ .

### III. GRAND CANONICAL POTENTIAL

To obtain Casimir force of boson-like particle systems in the statistical mechanics framework must be needed grand canonical potential of the system. Therefore we fo-

cus on compute this potential in this section. For boson-like particles, the grand canonical potential can be written as

$$\varphi(T, \mu, d) = \varphi_0 + k_B T \sum_{n=1}^{\infty} \ln(1 - ze^{-\beta \varepsilon_{n_x, y, z}}) \quad (3)$$

where  $k_B$  is Boltzmann constant,  $T$  is temperature,  $\beta = 1/k_B T$ ,  $z = e^{\beta(\mu + \varepsilon_0)}$  is the fugacity with ground state energy  $\varepsilon_0$  and  $\varphi_0$  is ground state potential of the particle system. It is well known that all bosonic systems go to Bose-Einstein condensation at any critical temperature  $T_c$ . However all particles do not down to the ground state under  $T_c$ .

The ground state potential  $\varphi_0$  does not any contribute to Casimir potential since the Casimir force in these systems mentioned in introduction caused by thermal fluctuation of excited states under the critical temperature  $T_c$ . Therefore we can neglect ground state potential  $\varphi_0$ . Hence, under this assumption, the grand canonical potential of the system can be presented as

$$\varphi(T, \mu, d) = k_B T \sum_{n=1}^{\infty} \sum_{j=1}^{\infty} \frac{z^j}{j} e^{-j\beta \varepsilon_{n_x, y, z}} \quad (4)$$

By using energy expression in Eq. (2), the grand canonical potential can be written for charged particles in two dimensional system in the form

$$\varphi(T, \mu, d) = k_B T \sum_{n_x=1}^{\infty} \sum_{n_y=1}^{\infty} \sum_{n_z=1}^{\infty} \sum_{j=1}^{\infty} \frac{z^j}{j} \exp \left\{ -j\beta \left( \hbar w_c (n_x + n_y + 1) + \frac{\hbar^2 \pi^2}{2md^2} n_z^2 - \frac{1}{2} mc^2 \frac{F^2}{B^2} \right) \right\}. \quad (5)$$

To eliminate dependence of  $n_x$  and  $n_y$  Eq. (5) can be arranged as

$$\varphi(T, \mu, d) = k_B T \sum_{n_z=1}^{\infty} \sum_{j=1}^{\infty} \frac{\frac{z^j}{j} \exp \left\{ -j\beta \left( \frac{\hbar^2 \pi^2}{2md^2} n_z^2 \right) \right\}}{(1 - \exp \{j\beta \hbar w_c\}) (1 - \exp \{j\beta \hbar w_c\})} \exp \left\{ j\beta \frac{mc^2 F^2}{2 B^2} \right\} \exp \{-j\beta \hbar w_c\}. \quad (6)$$

At this point, to simplify expressions in the denominator of Eq.(6) we can use Ketterle and van Druten approximation which is given by  $(1 - \exp \{j\beta \hbar w_c\}) = j\beta \hbar w_c$ . This approximation yields near exact results is used to evaluate the sum over  $j$  in the thermodynamic limit  $\hbar w \ll k_B T$ . Hence the grand canonical potential can be rewritten as

$$\varphi(T, \mu, d) = \frac{(k_B T)^3}{\hbar^2 w_c^2} \sum_{n=1}^{\infty} \sum_{j=1}^{\infty} \frac{z^j}{j^3} \exp \left\{ -j\beta \left( \frac{\hbar^2 \pi^2}{2md^2} n^2 \right) \right\} \exp \left\{ -j\beta \left( \frac{mc^2 F^2}{2 B^2} - \hbar w_c \right) \right\} \quad (7)$$

where we set  $n_z = n$  for simplicity. This potential function includes surface, bulk and excited states contributions of confined particle system in boundaries in two-dimensional geometry. Therefore, to find contribution of excited states, the potential in Eq.(7) can be decompose to components. By using the Jacobi identity [48]

$$\sum_{n=1}^{\infty} e^{-\pi n^2 b} = \left( \frac{1}{2\sqrt{b}} - \frac{1}{2} \right) + \frac{1}{\sqrt{b}} \sum_{n=1}^{\infty} e^{-\pi n^2 / b}, \quad (8)$$

Eq.(7) can be presented as

$$\varphi(T, \mu, d) = \frac{(k_B T)^3}{\hbar^2 w_c^2} \sum_{j=1}^{\infty} \frac{z^j}{j^3} \left[ \left( \frac{1}{2\sqrt{b}} - \frac{1}{2} \right) + \frac{1}{\sqrt{b}} \sum_{n=1}^{\infty} e^{-\pi n^2 / b} \right] e^{j\beta A} \quad (9)$$

where  $b = j \left(\frac{\lambda}{d}\right)^2$  with  $b > 0$ ,  $A = \frac{mc^2 F^2}{2 B^2} - \hbar w_c$  and  $\lambda = \frac{\hbar}{\sqrt{2\pi m k_B T}}$  is thermal de Broglie wavelength of the particles.

#### IV. CASIMIR POTENTIAL AND FORCE

In Eq. (9), the first term corresponds to bulk potential  $\varphi_{bulk}(T, \mu, d)$  and second term is the surface potential  $\varphi_{surf}(T, \mu, d)$ . These terms do not contribute to Casimir potential since they do not include excited states. However, the third term corresponds to thermal fluctuations of excited states of Bose-like gas which cause to Casimir effect. This term is so-called Casimir potential. The Casimir potential of the trapped boson-like gas in present work is given by

$$\varphi_C(T, \mu, d) = \frac{(k_B T)^3}{\hbar^2 w_c^2} \frac{d}{\lambda} \sum_{j=1}^{\infty} \sum_{n=1}^{\infty} \frac{e^{j\beta\mu}}{j^{7/2}} e^{-\frac{\pi}{j} \left(\frac{nd}{\lambda}\right)^2} e^{j\beta A}. \quad (10)$$

The sum over  $j$  which is part of Eq. (10) can be converted to integral form in the limit  $d/\xi \ll 1$  as

$$\sum_{j=1}^{\infty} \sum_{n=1}^{\infty} \frac{e^{j\beta\mu}}{j^{7/2}} e^{-\frac{\pi}{j} \left(\frac{nd}{\lambda}\right)^2} e^{j\beta A} = 2 \left(\frac{\lambda}{d}\right)^5 \sum_{n=1}^{\infty} \int_0^{\infty} x^{-6} e^{-px^2 - q/x^2} dx \quad (11)$$

where  $p = \frac{u^2}{2} = -\left(\frac{d}{\lambda}\right)^2 \beta(\mu + A) \sim d/\xi$ ,  $\xi$  is the correlation length. On the other hand,  $q = \pi n^2$  and  $x^2 = \left(\frac{\lambda}{d}\right)^2 j$ . By using equality in Eq. (11), the Casimir potential is arranged as

$$\varphi_C(T, \mu, d) = \frac{2(k_B T)^3}{\hbar^2 w_c^2} \left(\frac{\lambda}{d}\right)^4 \sum_{n=1}^{\infty} \int_0^{\infty} x^{-6} e^{-px^2 - q/x^2} dx. \quad (12)$$

If the integral in Eq. (12) is evaluated [43], the Casimir potential is given by

$$\varphi_C(T, \mu, d) = -\frac{2(k_B T)^3}{\hbar^2 w_c^2} \left(\frac{\lambda}{d}\right)^4 \sum_{n=1}^{\infty} \left(\frac{2\pi u^2 n + 3\sqrt{2\pi}u + \frac{3}{n}}{8\pi^2 n^4}\right) e^{-\sqrt{2\pi}un} \quad (13)$$

or by using thermal wavelength  $\lambda = \frac{\hbar}{\sqrt{2\pi m k_B T}}$ , Eq. (13) is rewritten as

$$\varphi_C(T, \mu, d) = \frac{3k_B T \hbar^2}{m^2 w_c^2} \frac{1}{d^4} \sum_{n=1}^{\infty} \left(\frac{\frac{2}{3}\pi u^2 n^2 + \sqrt{2\pi}un + 1}{n^5}\right) e^{-\sqrt{2\pi}un}. \quad (14)$$

where  $u = \sqrt{-2\left(\frac{d}{\lambda}\right)^2 \beta A}$ . This potential caused by two dimensional motion of spinless charged (boson like) particles between plates separated a distance  $d$ .

Now, we can compute Casimir force corresponds to Casimir potential (14). At finite temperature  $T$ , the Casimir force is given by [21, 22]

$$F_C(T, \mu, d) = -\frac{\partial}{\partial d} [\varphi_C(T, \mu, d) - \varphi_C(T, \mu, \infty)] \quad (15)$$

where  $\varphi(T, \mu, d)$  and  $\varphi_C(T, \mu, \infty)$  are potential of the system between the plates and infinite range, respectively. It is assumed that in the infinite limit the grand canonical potential goes to zero, i.e.,  $\varphi_C(T, \mu, \infty) \rightarrow 0$ . Therefore, Casimir force in Eq. (15) reduces to

$$F_C(T, \mu, d) = -\frac{\partial}{\partial d} \varphi_C(T, \mu, d). \quad (16)$$

By using Eq. (16) Casimir force caused by thermal fluctuation of these excited states under the critical temperature  $T_c$  can be computed. It is well known that the chemical potential  $\mu$  is zero at condensation case. When  $\mu = 0$ , it is expected that potential can be simplified easily. However for  $\mu = 0$ ,  $u$  does not go to zero, it takes non-zero values as  $u = \sqrt{-2\left(\frac{d}{\lambda}\right)^2 \beta A}$ .

We must remark that if  $u$  had been zero, the contribution to Casimir force would have come from only third term depends on Zeta function  $\zeta(5)$  in the parenthesis of Eq. (14). But, all terms in Eq. (14) give contribution to Casimir force since  $u$  takes non zero values for  $\mu = 0$ . Therefore we investigate contributions of all terms separately follow. Henceforth, all

figures have been plotted by setting Boltzmann's constant  $k = 1$ , speed of light  $c = 1$ , particle mass  $m = 1$ , Planck constant  $\hbar = 1$ , critical temperature  $T_c = 1$  and electric field force  $F = 1$  for the sake of simplicity.

##### A. Contribution of the term with order $1/n^5$

In first case, we focus the behavior of third term of potential (14) neglecting first and second terms in Eq. (14). In this case the Casimir potential can be given as

$$\varphi_C(T_c, \mu, d) = \frac{3k_B T_c \hbar^2}{m^2 w_c^2} \frac{1}{d^4} \sum_{n=1}^{\infty} \left(\frac{1}{n^5}\right) e^{-\sqrt{2\pi}un}. \quad (17)$$

To evaluate the summation in Eq. (17) we can use polylogarithmic function which is defined by

$$Li_m[z] = \sum_{n=1}^{\infty} \frac{z^n}{n^m} = z + \frac{z^2}{2^m} + \frac{z^3}{3^m} + \dots \quad (18)$$

Comparing Eqs. (17) and (18) we can define  $m = 5$  and  $z = \exp(-\sqrt{2\pi}u)$ . By differentiating (17) as to  $d$ , hence, Casimir force can be found in terms of  $Li_n[z]$  function as

$$F_C(T_c, \mu, d) = \frac{3k_B T_c \hbar^2}{2m^2 \pi^2 w_c^2} \left(-\frac{\phi}{2} Li_4[e^\phi] + 2Li_5[e^\phi]\right) \frac{1}{d^5} \quad (19)$$

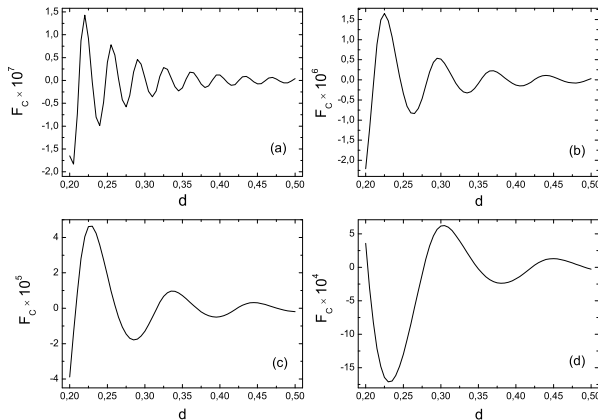


FIG. 1. The distance  $d$  of two parallel plates dependence of the Casimir force  $F_C$  for set parameters depends on order of  $1/n^5$  at (a)  $B = 0.02$ , (b)  $B = 0.04$ , (c)  $B = 0.06$ , (d)  $B = 0.08$ .

where  $\phi = -2\sqrt{-\frac{Ad^2m}{h^2}\sqrt{2\pi}}$ . As it can be seen from Eq. (19) Casimir force depends on parameters of the Hamiltonian and  $Li_n[z]$  functions. However, surprisingly, this force has different dependences of  $d$ . Additionally this Casimir force is a complex which has real and imaginary parts due to  $\phi$  has negative root for positive values of parameters. Therefore, this result is very different from for example Casimir force are caused by free particles or harmonic potential. In these example, Casimir force depends on only distance  $d$  inversely with different power.

In order see how to Casimir force of particles between boundaries at Bose-Einstein critical temperature changes depending distance  $d$ , we plot real part of  $F_C(T_c, 0, d)$  versus  $d$  for different  $B$  values at fixed parameters  $k = c = m = h = T_c = F = 1$ . In Fig. 1 we give plot of Casimir force versus  $d$  for (a)  $B = 0.02$ , (b)  $B = 0.04$ , (c)  $B = 0.06$ , (d)  $B = 0.08$ . One can see from these figures that Casimir force oscillates and decays depends on distance  $d$  for chosen magnetic fields. Figures clearly show that the distance of slabs defines sign and magnitude of Casimir force. This is very interesting and unexpected result. We can explain that the reason of this behavior due to *cosine* dependence in real part of the polylogarithmic function. Particles motion at  $x - y$  plane with polar angle  $\theta$  provides choosing real part of the polylogarithmic function. Therefore, oscillation of Casimir force caused by particles motion at  $x - y$  plane with polar angle  $\theta$  since the parameter  $A$  in Eq. (14) is different from zero as  $A = \frac{mc^2}{2} \frac{F^2}{B^2} - \hbar w_c$  depends on motion of particles on the polar coordinates when  $\mu$  equal to zero. On the other hand, one can see that the amplitude and frequency of oscillation depends on strength of the applied magnetic field. It is seen from figure that amplitude and frequency of Casimir force decreases when the strength of external field is increased. The magnetic field strength and the distance of two parallel plates play significant roles on the formation of Casimir force and its behavior in the system.

## B. Contribution of the term with order $1/n^4$

In second case, we focus the contribution of the second term of potential (14) neglecting first and third terms in Eq. (14). In this case the Casimir potential can be given as

$$\varphi_C(T_c, \mu, d) = \frac{3k_B T_c \hbar^2}{m^2 w_c^2} \frac{1}{d^4} \sum_{n=1}^{\infty} \left( \frac{\sqrt{2\pi} u}{n^4} \right) e^{-\sqrt{2\pi} u n}. \quad (20)$$

Casimir force corresponds to this potential can be found in terms of  $Li_n[z]$  function as

$$F_C(T_c, \mu, d) = \frac{3k_B T_c \hbar^2}{4m^2 \pi^2 w_c^2} \frac{1}{d^5} (\phi^2 Li_3[e^\phi] - 3Li_4[e^\phi]). \quad (21)$$

In order to see contribution to Casimir force of the second

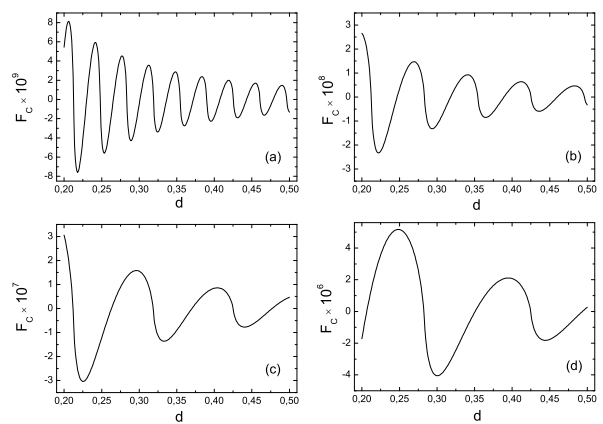


FIG. 2. The distance  $d$  of two parallel plates dependence of the Casimir force  $F_C$  for set parameters depends on order of  $1/n^4$  at (a)  $B = 0.02$ , (b)  $B = 0.04$ , (c)  $B = 0.06$ , (d)  $B = 0.08$ .

term at the condensate phase, we plot real part of  $F_C(T_c, 0, d)$  in Eq. (21) versus  $d$  for different  $B$  values at fixed parameters  $k = c = m = h = T_c = F = 1$ . In Fig. 2 we give four plots of Casimir force versus  $d$  for (a)  $B = 0.02$ , (b)  $B = 0.04$ , (c)  $B = 0.06$ , (d)  $B = 0.08$ . Similar oscillating behavior appears in these figures for different magnetic field. The reason of the oscillation is the same mathematical and physical origin. Similarly figures clearly show that the distance of slabs defines sign and magnitude of Casimir force. The amplitude and frequency of force decreases for this term when the strength of external field is increased. The main difference from previous case ( $1/n^5$ ) is the  $\sqrt{2\pi}u/n$  factor in parenthesis. This difference leads to changing on the amplitude and frequency of Casimir force. Additionally it can be seen from figures that  $u = \sqrt{-2(\frac{d}{\lambda})^2 \beta A}$  in this factor damages oscillation symmetry.

## C. Contribution of the term with order $1/n^3$

In third case, we investigate the contribution of the first term of potential (14) neglecting second and third terms in

Eq. (14). In this case the Casimir potential can be given as

$$\varphi_C(T_c, \mu, d) = \frac{3k_B T_c \hbar^2}{m^2 w_c^2} \frac{1}{d^4} \sum_{n=1}^{\infty} \left( \frac{\frac{2}{3} \pi u^2}{n^3} \right) e^{-\sqrt{2\pi} u n} \quad (22)$$

Casimir force corresponds to this potential can be found in terms of  $\text{Li}_n[z]$  function as

$$F_C(T_c, \mu, d) = -\frac{Ak_B T_c}{m\pi^3 w_c^2} \frac{1}{d^3} (-\frac{\phi}{2} \text{Li}_2[e^\phi] + \text{Li}_3[e^\phi]) . \quad (23)$$

In order to see contribution to Casimir force of the second term at the condensate phase, we plot real part of  $F_C(T_c, 0, d)$  in Eq. (23) versus  $d$  for different  $B$  values at fixed parameters  $k = c = m = h = T_c = F = 1$ . In Fig.3 we give plot of Casimir force versus  $d$  for (a)  $B = 0.02$ , (b)  $B = 0.04$ , (c)  $B = 0.06$ , (d)  $B = 0.08$ . Similar oscillating behavior appears in these figures for different magnetic field. The reason of the oscillation is the same mathematical and physical origin. Similarly figures clearly show that the distance of slabs defines sign and magnitude of Casimir force. The amplitude and frequency of force decreases for this term when the strength of external field is increased. The main difference from  $1/n^5$  is the  $2\pi u^2/3n^2$  factor in parenthesis. This difference leads to changing on the amplitude and frequency of Casimir force. Additionally it can be seen from figures that  $u^2 = -2(\frac{d}{\lambda})^2 \beta A$  in this factor strongly violates oscillation symmetry.

$$F_C(T_c, \mu, d) = -\frac{k_B T_c}{m^2 \pi^2 w_c^2} \frac{1}{d^5} (\phi^3 \pi^2 \hbar^2 \text{Li}_2[e^\phi] - 5\phi^2 \pi^2 \hbar^2 \text{Li}_3[e^\phi] + 12\phi \pi^2 \hbar^2 \text{Li}_4[e^\phi] - 12\pi^2 \hbar^2 \text{Li}_5[e^\phi]) \quad (24)$$

In order to obtain contribution of all terms to Casimir force at the condensate phase, we plot real part of  $F_C(T_c, 0, d)$  in Eq. (24) versus  $d$  for different  $B$  values at fixed parameters  $k = c = m = h = T_c = F = 1$ . In Fig.4 we give plot of Casimir force versus  $d$  for (a)  $B = 0.02$ , (b)  $B = 0.04$ , (c)  $B = 0.06$ , (d)  $B = 0.08$ . Similar oscillating behavior appears in these figures for different magnetic field. The reason of the oscillation is the same mathematical and physical origin. Similarly figures clearly show that the distance of slabs defines sign and magnitude of Casimir force. The amplitude and frequency of force decreases for all term when the strength of external field is increased. This difference leads to changing on the amplitude and frequency of Casimir force. Additionally it can be seen from figures that superposition of all terms strongly violates oscillation symmetry.

## V. CONCLUSION

In this study, we consider motion of the massive and charged bosonic particles trapped in electric and magnetic fields between two parallel plates in the  $x - y$  plane that are separated by a distance  $d$  in the  $z$  direction. We have derived closed-form expression of the grand canonical potential of the spinless boson-like particles by using of Ketterle and van Druten approximation. By evaluating canonical potential we have obtained Casimir potential and investigated contri-

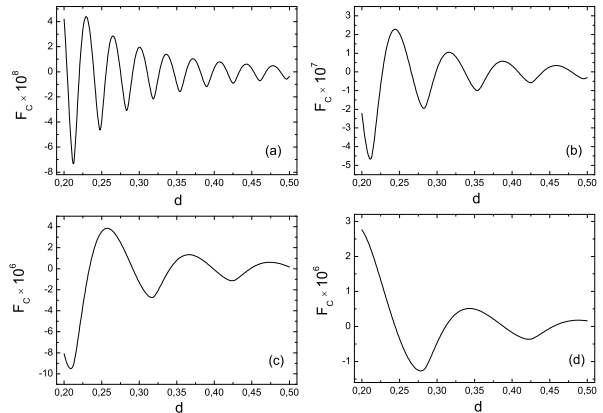


FIG. 3. The distance  $d$  of two parallel plates dependence of the Casimir force  $F_C$  for set parameters depends on order of  $1/n^3$  at (a)  $B = 0.02$ , (b)  $B = 0.04$ , (c)  $B = 0.06$ , (d)  $B = 0.08$ .

## D. Contribution of the all terms

Finally, if the all terms in Eq. (14) are taken into account, the overall Casimir force is obtained as

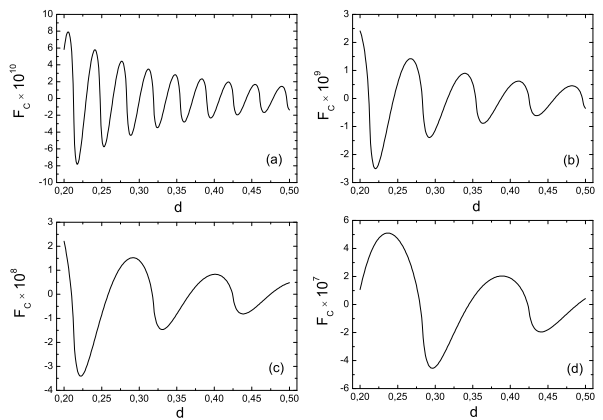


FIG. 4. The distance  $d$  of two parallel plates dependence of the Casimir force  $F_C$  for set parameters depends on all terms.

butions of each terms with different order to Casimir force, separately, at the Bose-Einstein condensation temperature  $T_c$ .

We show that Casimir force of trapped bosonic particles moves in the  $x - y$  plane in electric and magnetic fields between two parallel plates oscillates depends on distance  $d$  at

the Bose-Einstein condensation temperature  $T_c$ . All figures clearly show that the distance of slabs defines sign and magnitude of Casimir force. This interesting and unexpected result may be caused from a physical origin. We can explain the reason of this behavior due to *cosine* dependence in the real part of the polylogarithmic function. Particles' motion at  $x - y$  plane with polar angle  $\theta$  provides choosing the real part of the polylogarithmic function. Therefore, we argue that oscillation of Casimir force caused by particles' motion at  $x - y$  plane with polar angle  $\theta$  because of the parameter  $A$  in Eq. (14) is different from zero as  $A = \frac{mc^2}{2} \frac{F^2}{B^2} - \hbar\omega_c$  depends on the motion of particles on the polar coordinates at the critical temperature.

The detailed investigation of Casimir force for each term

with different order and all terms can be useful to set up the implementation and/or verify the oscillating Casimir force experimentally for such a kind of model. The present investigated model typically likes to two-dimensional quantum Hall effect mechanism even though spinless bosonic particles have been considered. However, the obtained results have the potential to lead to new discussions on quantum Hall effect for bosonic systems.

## ACKNOWLEDGMENTS

Authors would like to thank Istanbul University for financial support (Grant No. 55383).

- 
- [1] H. B. G. Casimir, Proc. K. Ned. Akad. Wet. **51**, 793 (1948).
- [2] S. K. Lamoreaux, Phys. Rev. Lett. **81**, 5475 (1997).
- [3] U. Mohideen and A. Roy, Phys. Rev. Lett. **81**, 4549 (1998).
- [4] K. A. Milton, World Scientific, *The Casimir Effect: Physical Manifestation of Zero-Point Energy*, (World Scientific, New Jersey, 2001).
- [5] V. M. Mostepanenko, N. N. Trunov, *The Casimir Effect and its Applications*, (Clarendon Press, Oxford, 1997).
- [6] M. Bordag, U. Mohideen and V. M. Mostepanenko, Phys. Rep. **353**, 1 (2001).
- [7] M. E. Fisher and P. G. de Gennes, C. R. Seances, Acad. Sci. Paris Ser. B **287**, 207 (1978).
- [8] M. Krech, *The Casimir Effect in Critical Systems*, (World Scientific, Singapore, 1994).
- [9] M. I. Molina, Am. J. Phys. **64**, 503 (1996).
- [10] R. K. Pathira, Am. J. Phys. **66**, 1080 (1998).
- [11] W. S. Dai and M. Xie, Phys. Lett. A **311**, 340 (2003).
- [12] W. S. Dai and M. Xie, Phys. Rev. E **70**, 016103 (2004).
- [13] A. Sisman and I. Muller, Phys. Lett. A **320**, 360 (2004).
- [14] H. Pang, W. S. Dai and M. Xie, J. Phys. A: Math. Gen. **39**, 2563 (2006).
- [15] C. Firat and A. Sisman, Phys. Scr. **87**, 045008 (2013).
- [16] W. J. Nie, J. Z. He and X. J. He, J. Appl. Phys. **103**, 114909 (2008).
- [17] W. J. Nie and J. Z. He, Phys. Lett. A **372**, 1168 (2008).
- [18] W. J. Nie, J. Z. He and J. Du, Physica A **388**, 318 (2009).
- [19] W. J. Nie, J. Z. He and J. Du, J. Appl. Phys. **105**, 054903 (2009).
- [20] W. J. Nie, Q. Liao, C. Zhang and X. J. He, Energy **35**, 4658 (2010).
- [21] D. Dantchev, M. Krech, S. Dietrich, Phys. Rev. E **67**, (2003) 066120.
- [22] P. A. Martin, V. A. Zagrebnov, Europhys. Lett. **73**, (2006) 15.
- [23] A. Gambassi, S. Dietrich, Europhys. Lett. **74**, 754 (2006).
- [24] T. Lin, G. Su, Q. A. Wang, J. Chen, Europhys. Lett. **98**, 40010 (2012).
- [25] S. Biswas, Eur. Phys. J. D **42**, (2007) 109, J. Phys. A: Math. Theor. **40**, 9969 (2007).
- [26] S. Biswas, J. Phys. A: Math. Theor. **40**, 9969 (2007).
- [27] S. Biswas, J. K. Bhattacharjee, D. Majumder, K. Saha, N. Chakravarty, J. Phys. B: At. Mol. Opt. Phys. **43**, 085305 (2010).
- [28] A. Gambassi, J. Phys. A: Conf. Ser. **161**, 012037 (2009).
- [29] D. C. Roberts, Y. Pomeau, Phys. Rev. Lett. **95**, 145303 (2005).
- [30] A. Edery, J. Stat. Mech. P06007 (2006).
- [31] X. Yu, R. Qi, Z. B. Li, W. M. Liu, Europhys. Lett. **85**, 10005 (2009).
- [32] M. Napiorkowski, J. Piasecki, Phys. Rev. E **84**, 061105 (2011).
- [33] M. Napiorkowski and J. Piasecki, J. Stat. Phys. **147**, 1145 (2012).
- [34] M. Napiorkowski, P. Jakubczyk, K. Nowak, J. Stat. Mech. P06015 (2013).
- [35] M. Li, L. Chen, C. Chen, Phys. Rev. A **59**, 3109 (1999).
- [36] E. Aydiner, arXiv: 1504.01214v1 [quant-ph].
- [37] M. Hasenbusch, J. Stat. Mech. P07031 (2009).
- [38] M. Hasenbusch, Phys. Rev. B **81**, 165412 (2010).
- [39] A. Ganshin, S. Scheidemantel, R. Garcia, and M. H. W. Chan, Phys. Rev. Lett. **97**, 075301 (2006).
- [40] A. Hucht, Phys. Rev. Lett. **99**, 185301 (2007).
- [41] O. Vasilyev, A. Gambassi, A. Maciolek, and S. Dietrich, Europhys. Lett. **80**, 60009 (2007).
- [42] A. Maciolek, A. Gambassi, and S. Dietrich, Phys. Rev. E **76**, 031124 (2007).
- [43] I.S. Gradshteyn, I.M. Ryzhik, *Table of Integrals, Series and Products*, (Corrected and Enlarged Edition, Academic Press, 1980).
- [44] F. M. Serry, D. Walliser, G. J. Maclay, JMEMS, **4**, 193 (1995).
- [45] H. B. Chan, V. A. Aksyuk, R. N. Kleiman, D. J. Bishop, F. Capasso, Science **291**, 1941 (2001).
- [46] F. Capasso, J. N. Munday, D. Iannuzzi, H. B. Chan, IEEE, JSTQE **13**, 400 (2007).
- [47] M. Kubisa, W. Zawadzki, Phys. Rev. E **56**, 6440 (2007).
- [48] J. Hunter, B. Nachtergaele, *Applied Analysis*, (World Scientific, 2000).
- [49] R. Tao, K. Maki, Physics Letters A, **116**, 6 (1986).
- [50] T. Senthil, M. Levin, Phys. Rev. Lett. **110**, 046801 (2013).