

# On Cucker-Smale model with noise and delay\*

Radek Erban<sup>1</sup>, Jan Haškovec<sup>2</sup> and Yongzheng Sun<sup>3</sup>

July 9, 2018

## Abstract

A generalization of the Cucker-Smale model for collective animal behaviour is investigated. The model is formulated as a system of delayed stochastic differential equations. It incorporates two additional processes which are present in animal decision making, but are often neglected in modelling: (i) stochasticity (imperfections) of individual behaviour; and (ii) delayed responses of individuals to signals in their environment. Sufficient conditions for flocking for the generalized Cucker-Smale model are derived by using a suitable Lyapunov functional. As a byproduct, a new result regarding the asymptotic behaviour of delayed geometric Brownian motion is obtained. In the second part of the paper results of systematic numerical simulations are presented. They not only illustrate the analytical results, but hint at a somewhat surprising behaviour of the system - namely, that an introduction of intermediate time delay may facilitate flocking.

**Keywords:** Cucker-Smale system, flocking, asymptotic behaviour, noise, delay, geometric Brownian motion.

## 1 Introduction

Collective coordinated motion of autonomous self-propelled agents with self-organization into robust patterns appears in many applications ranging from animal herding to the emergence of common languages in primitive societies [26]. Apart from its biological and evolutionary relevance, collective phenomena play a prominent role in many other scientific disciplines, such as robotics, control theory, economics and social sciences [5, 31, 23]. In this paper we study the interplay of noise and delay on collective behaviour. We investigate a modification of the well known Cucker-Smale model [6, 7] with multiplicative noise and reaction delays.

We consider  $N \in \mathbb{N}$  autonomous agents described by their phase-space coordinates  $(x_i(t), v_i(t)) \in \mathbb{R}^{2d}$ ,  $i = 1, 2, \dots, N$ , where  $x_i \equiv x_i(t) \in \mathbb{R}^d$  (resp.  $v_i \equiv v_i(t) \in \mathbb{R}^d$ ) are time-dependent position (resp. velocity) vectors of the  $i$ -th agent. The governing equations are given as the following system of delayed Itô stochastic

---

\*The research leading to these results has received funding from the European Research Council under the *European Community's Seventh Framework Programme (FP7/2007-2013)/ ERC grant agreement* No. 239870.

<sup>1</sup>Mathematical Institute, University of Oxford, Radcliffe Observatory Quarter, Woodstock Road, Oxford, OX2 6GG, United Kingdom; e-mail: erban@maths.ox.ac.uk. Radek Erban would like to thank the Royal Society for a University Research Fellowship and the Leverhulme Trust for a Philip Leverhulme Prize.

<sup>2</sup>Mathematical and Computer Sciences and Engineering Division, King Abdullah University of Science and Technology, Thuwal 23955-6900, Kingdom of Saudi Arabia; e-mail: jan.haskovec@kaust.edu.sa.

<sup>3</sup>School of Sciences, China University of Mining and Technology, Xuzhou 221116, PR China; e-mail: yzsung@gmail.com. Yongzheng Sun acknowledges financial support from the China Scholarship Council (Grant No. 201308320087) and the National Natural Science Foundation of China (Grant No. 61403393).

differential equations

$$dx_i = v_i dt, \quad (1)$$

$$dv_i = \frac{\lambda}{N} \sum_{j=1}^N \psi_{ij} (\tilde{v}_j - \tilde{v}_i) dt + \frac{\sigma_i}{N} \sum_{j=1}^N \psi_{ij} (\tilde{v}_j - \tilde{v}_i) dB_i^t, \quad (2)$$

where the delayed velocity is given by  $\tilde{v}_i(t) = v_i(t - \tau)$  and  $\tau \geq 0$  is the reaction delay. The parameters  $\lambda > 0$  and  $\sigma_i \in \mathbb{R}$ ,  $i = 1, 2, \dots, N$ , measure the alignment and noise strength, respectively, and  $dB_i^t$ ,  $i = 1, 2, \dots, N$ , are independent  $d$ -dimensional white noise vectors. In general, the communication rates  $\psi_{ij}$  are functions of the mutual distances  $|x_i - x_j|$ , however, in most of our paper we will consider them as given functions of time satisfying certain assumptions. The standard Cucker-Smale model [6, 7] is a special case of equations (1)–(2) for  $\sigma_i = 0$  and  $\tau = 0$ . Our aim is to investigate equations (1)–(2) for general values of reaction delay  $\tau$  and noise strength parameters  $\sigma_i$ ,  $i = 1, 2, \dots, N$ .

The Cucker-Smale model was introduced and studied in the seminal papers [6, 7], originally as a model for language evolution. Later the interpretation as a model for flocking in animals (birds) prevailed. In general, the term *flocking* refers to the phenomena where autonomous agents reach a consensus based on limited environmental information and simple rules. The Cucker-Smale model is a simple relaxation-type model that reveals a phase transition depending on the intensity of communication between agents. Using  $\sigma_i = 0$  and  $\tau = 0$  in (1)–(2), we can write the standard Cucker-Smale model as the following system of ordinary differential equations

$$\dot{x}_i = v_i, \quad (3)$$

$$\dot{v}_i = \frac{\lambda}{N} \sum_{j=1}^N \psi_{ij} (v_j - v_i), \quad \text{for } i = 1, 2, \dots, N, \quad (4)$$

where the dots denote the time derivatives. We note that the scaling by  $N^{-1}$  in (4) is significant to obtain a Vlasov-type kinetic equation in the mean-field limit  $N \rightarrow \infty$ , see, for example [28]. The communication rates  $\psi_{ij}$  introduced in [6, 7] and most of the subsequent papers are of the form

$$\psi_{ij} = \psi(|x_i - x_j|) \quad \text{with } \psi(s) = \frac{1}{(1 + s^2)^\beta}, \quad \text{where } \beta \geq 0. \quad (5)$$

If  $\beta < 1/2$ , then the model exhibits the so-called *unconditional flocking*, where for every initial configuration the velocities  $v_i(t)$  converge to the common *consensus value*  $N^{-1} \sum_{i=1}^N v_i(0)$  as  $t \rightarrow \infty$ . On the other hand, with  $\beta \geq 1/2$  the flocking is *conditional*, i.e., the asymptotic behaviour of the system depends on the value of  $\lambda$  and on the initial configuration. This result was first proved in [6, 7] using tools from graph theory (spectral properties of graph Laplacian), and slightly later reproved in [28] by means of elementary calculus. Another proof has been provided in [14], based on bounding (3)–(4) by a system of dissipative differential inequalities, and, finally, the proof of [4] is based on bounding the maximal velocity.

Various modifications of the generic model (3)–(4) have been considered. For instance, the case of singular communication rates  $\psi(s) = 1/s^\beta$  was studied in [14, 24]. Motsch and Tadmor [21] scaled the communication rate between the agents in terms of their relative distance, so that their model does not involve any explicit dependence on the number of agents. The dependence of the communication rate on the topological rather than metric distance between agents was introduced in [15]. The influence of additive noise in individual velocity measurements was studied in [13] and [29]. Stochastic flocking dynamics with multiplicative white noises was considered in [1]. Delays in information processing were considered in [18], however, their analysis only applies to the Motsch-Tadmor variant of the model.

In this paper, we are interested in studying the combined influence of noise and delays on the asymptotic behaviour of the Cucker-Smale system. In particular, we derive a sufficient condition in terms of noise

intensities  $\sigma_i$  and delay length  $\tau$  that guarantees flocking. Our analysis is based on a construction of a Lyapunov functional and an estimate of its decay rate. To prove our main results, we make an additional structural assumption about the matrix of communication rates which, loosely speaking, means that the communication between agents is strong enough.

The paper is organized as follows: In Section 2 we show how our model (1)–(2) is derived from the Cucker-Smale model (3)–(4) and define what is meant by *flocking*. Moreover, we consider a simplified version of the model to provide an intuitive understanding of what qualitative properties may be expected. In Section 3 we derive a sufficient condition for flocking in terms of the parameters  $\lambda$ ,  $\sigma_i$  and  $\tau$ , based on a micro-macro decomposition and construction of a Lyapunov functional. Moreover, as a byproduct of our analysis, we provide a new result about the asymptotic behaviour of delayed geometric Brownian motion. Section 4 is devoted to a systematic numerical study of the model. First, we focus on simulation of delayed geometric Brownian motion, in particular, we study the dependence of its asymptotic behaviour on the delay and noise levels. Then, we perform the same study for system (1)–(2). This leads to the interesting observation that, for weak coupling and small noise levels, an introduction of intermediate delays may facilitate flocking. A systematic study of this effect concludes the paper.

## 2 The stochastic Cucker-Smale model with delay

In order to make the generic model (3)–(4) more realistic, we amend it with two additional features. First, we note that measurements in the real world are subject to errors and imprecisions that are typically modeled in terms of white noise. In particular, we assume that the state (velocity) of agent  $j$  measured by agent  $i$  is given by the expression

$$\omega_{i;j} = v_j + \kappa_i(v_j - v_i) dB_i^t, \quad \text{for } i, j = 1, 2, \dots, N, \quad (6)$$

where  $\kappa_i \geq 0$  represents the imprecision of  $i$ 's measurement device, and  $B_i^t$  are independent identically distributed  $d$ -dimensional Brownian motions with zero mean and the covariance relations

$$\mathbb{E}[B_i^t \cdot B_j^s] = d \delta_{ij} \delta_{ts} t, \quad \text{for } i, j = 1, 2, \dots, N \text{ and } t, s \geq 0,$$

with  $\delta_{ij} = 1$  iff  $i = j$  and  $\delta_{ij} = 0$  otherwise, and similarly for  $\delta_{ts}$ .

Note that the multiplicative structure of the noise term ensures that  $\omega_{i;i} = v_i$ . Substituting  $\omega_{i;j}$  given by (6) for  $v_j$  in (4) and defining  $\sigma_i := \lambda \kappa_i$ , we obtain the following system of stochastic differential equations (SDEs) for velocities

$$dv_i = \frac{\lambda}{N} \sum_{j=1}^N \psi_{ij}(v_j - v_i) dt + \frac{\sigma_i}{N} \sum_{j=1}^N \psi_{ij}(v_j - v_i) dB_i^t, \quad \text{for } i = 1, 2, \dots, N,$$

with  $\lambda$  a positive coupling strength.

The second amendment is the introduction of delays, motivated by the fact that agents react to information received from their surroundings with some time lag. However, we assume that information propagates instantaneously, so the delay does not depend on the physical distance between agents. For simplicity, we assume the reaction lag to be the same for all agents, so that at time  $t$  they react to information perceived at time  $t - \tau$  for a fixed  $\tau > 0$ .

**Convention 1** *Throughout the paper, we denote by  $v_i$  the quantity  $v_i$  evaluated at time  $t$ , i.e.,  $v_i = v_i(t)$ , and by  $\tilde{v}_i$  the same quantity evaluated at time  $t - \tau$ , i.e.,  $\tilde{v}_i = v_i(t - \tau)$ . We will also write  $\mathbf{x} = (x_1, x_2, \dots, x_N) \in \mathbb{R}^{d \times N}$  (resp.  $\mathbf{v} = (v_1, v_2, \dots, v_N) \in \mathbb{R}^{d \times N}$ ) for the vectors of locations (resp. velocities) of the agents.*

In general, the communication rates  $\psi_{ij} > 0$  may be functions of the mutual distances  $|x_i - x_j|$ . However, our analysis is based on a certain structural assumption about the communication matrix  $(\psi_{ij})_{i,j=1}^N$  and the particular form of the dependence on the mutual distances is irrelevant. Therefore, we consider the rates  $\psi_{ij} = \psi_{ij}(t)$  as given adapted stochastic processes, so that (2) decouples from (1). Moreover, we assume that  $\psi_{ij}$  are uniformly bounded,

$$0 < \psi_{ij}(t) = \psi_{ji}(t) \leq 1, \quad \text{for } t \geq 0, \quad i, j = 1, 2, \dots, N, \quad \text{almost surely.} \quad (7)$$

Thus, we finally arrive at the stochastic system of delayed differential equations that we will study,

$$dv_i = \frac{\lambda}{N} \sum_{j=1}^N \tilde{\psi}_{ij} (\tilde{v}_j - \tilde{v}_i) dt + \frac{\sigma_i}{N} \sum_{j=1}^N \tilde{\psi}_{ij} (\tilde{v}_j - \tilde{v}_i) dB_i^t, \quad (8)$$

which is supplemented with the deterministic constant initial datum  $\mathbf{v}^0 \in \mathbb{R}^{d \times N}$ ,

$$v_i(t) \equiv v_i^0, \quad \text{for } t \in (-\tau, 0], \quad i = 1, 2, \dots, N. \quad (9)$$

Let us note that we interpret the noise term in (8) in terms of the Itô calculus [22, 19].

**Theorem 1** *The stochastic delay differential system (8) with initial condition (9) admits a unique global solution  $\mathbf{v} = \mathbf{v}(t)$  on  $[-\tau, \infty)$  which is an adapted process with  $\mathbb{E} \left[ \int_{-\tau}^T |\mathbf{v}(t)|^2 dt \right] < \infty$  for all  $T < \infty$ , i.e., a martingale.*

**Proof:** The proof follows directly from Theorem 3.1 and the subsequent remark on p. 157 of [19]. Indeed, (8) is of the form

$$d\mathbf{v}(t) = F(t, \mathbf{v}(t - \tau)) dt + G(t, \mathbf{v}(t - \tau)) dB^t$$

for suitable functions  $F$  and  $G$ . In particular, the right-hand side is independent of the present state  $\mathbf{v}(t)$ , so that the solution can be constructed by the method of steps. The second order moment is bounded on  $(-\tau, T)$  because of the linear growth of the right-hand side of (8) in  $\tilde{\mathbf{v}}$ . ■

We now define the property of *asymptotic flocking* for the solutions of (8)–(9).

**Definition 1** *We say that the system (8) exhibits asymptotic flocking if the solution  $(\mathbf{v}(t))_{t \geq 0}$  for any initial condition (9) satisfies*

$$\lim_{t \rightarrow \infty} \left| \mathbb{E}[v_i(t)] - \mathbb{E}[v_j(t)] \right| = 0 \quad \text{for all } i, j = 1, 2, \dots, N,$$

where  $\mathbb{E}[\cdot]$  denotes the expected value of a stochastic process.

## 2.1 Simplified case with $\psi \equiv 1$

To get an intuition of what qualitative properties we may expect from the solutions of (2), we consider the case when the communication rate is constant, i.e.,  $\psi_{ij} \equiv 1$ ; in other words, we set  $\beta = 0$  in (5). We also assume that  $\sigma_i$  is equal to the same constant  $\sigma \in \mathbb{R}$  for all  $i = 1, 2, \dots, N$ , i.e.  $\sigma_i \equiv \sigma$ , and, moreover, that  $v_i^0 = v^0$  for some  $v^0 \in \mathbb{R}^d$  and all  $i = 1, 2, \dots, N$ . Then, defining  $V_c(t) := \frac{1}{N} \sum_{i=1}^N v_i(t)$ , we obtain

$$dV_c = \frac{\sigma}{N} \sum_{i=1}^N (\tilde{V}_c - \tilde{v}_i) dB_i^t.$$

Since, by assumption,  $V_c(t) - v_i(t) \equiv 0$  for  $t \in (-\tau, 0]$ , we have  $V_c(t) \equiv v^0$  for all  $t \geq 0$ . Consequently, (8) decouples into  $N$  copies of the delayed SDE

$$dw = -\lambda \tilde{w} dt - \sigma \tilde{w} dB^t, \quad (10)$$

where we denoted  $w := v_i - v^0$  for any  $i = 1, 2, \dots, N$ . We are not aware of any results concerning the asymptotic behaviour of (10). The method developed in [3] suggests that

$$\lim_{t \rightarrow \infty} \mathbb{E} [|w(t)|^2] = 0 \quad \text{if and only if} \quad \int_0^\infty r_\lambda(t)^2 dt < \frac{1}{\sigma^2},$$

where  $r_\lambda$  is the fundamental solution of the delayed ODE

$$\dot{w} = -\lambda \tilde{w}, \quad (11)$$

i.e., formally,  $r_\lambda$  solves (11) subject to the initial condition  $w(t) = \chi_{\{0\}}(t)$  for  $t \in (-\tau, 0]$ . The fundamental solution  $r_\lambda$  can be constructed by the method of steps [25], however, evaluation of its  $L^2(0, \infty)$ -norm is an open problem. From this point of view, the analysis carried out in Section 3 provides new and valuable information about the asymptotics of (10), see Section 3.4. Let us note that setting  $\tau = 0$  in the above criterion recovers the well-known result about geometric Brownian motion [22]: the mean square fluctuation  $\mathbb{E}[|w(t)|^2]$  tends to zero if and only if  $\sigma^2 < 2\lambda$ .

Finally, for the convenience of the reader, we give an overview of the qualitative behaviour of solutions to (11) with  $\lambda > 0$ , subject to a constant nonzero initial datum (see, e.g., Chapter 2 of [25]):

- If  $\lambda\tau \leq 1/e$ , the solution monotonically converges to zero as  $t \rightarrow \infty$ , hence no oscillations occur.
- If  $1/e < \lambda\tau < \pi/2$ , oscillations appear, however, with asymptotically vanishing amplitude.
- If  $\lambda\tau = \pi/2$ , periodic solutions exist.
- If  $\lambda\tau > \pi/2$ , the amplitude of the oscillations diverges as  $t \rightarrow \infty$ .

Hence, we conclude that the (over)simplified model (11), corresponding to the delayed Cucker-Smale system with  $\psi \equiv 1$  and no noise, exhibits flocking if and only if  $\lambda\tau < \pi/2$ . In the next Section we derive a sufficient condition for flocking for the general model (8).

### 3 Sufficient condition for flocking

In this section we derive a sufficient condition for flocking in (8) according to Definition 1. Our analysis will be based on a construction of a Lyapunov functional that will imply decay of velocity fluctuations for suitable parameter values. However, we will have to adopt an additional structural assumption on the matrix of communication rates  $(\psi_{ij})_{i,j=1}^N$ .

Before we proceed, let us shortly point out the mathematical difficulties that arise due to the introduction of delay and noise into the Cucker-Smale system. The “traditional” proofs of flocking of model (3)–(4), for instance [6, 7, 28, 14], rely on the monotone decay of the kinetic energy (velocity fluctuations) of the form

$$\frac{d}{dt} \sum_{i=1}^N |v_i|^2 = -\frac{\lambda}{N} \sum_{i=1}^N \sum_{j=1}^N \psi_{ij} |v_i - v_j|^2 \leq 0.$$

However, this approach fails if processing delays are introduced, since for (2) without noise (i.e., all  $\sigma_i = 0$ ), we have

$$\frac{d}{dt} \sum_{i=1}^N |v_i|^2 = -\frac{\lambda}{N} \sum_{i=1}^N \sum_{j=1}^N \tilde{\psi}_{ij} (v_i - v_j) \cdot (\tilde{v}_i - \tilde{v}_j).$$

One then expects the product  $(v_i - v_j) \cdot (\tilde{v}_i - \tilde{v}_j)$  to be nonnegative for  $\tau > 0$  small enough, however, it is not clear how to prove this hypothesis.

The introduction of noise leads to additional difficulties - in particular, the classical bootstrapping argument [6, 7, 14] for fluctuations in velocity fails in this case. Similarly as in [13], we circumvent this problem by adopting, in addition to the boundedness (7), a structural assumption about the matrix of communication rates. We define the Laplacian matrix  $\mathbb{A}(t) \in \mathbb{R}^{N \times N}$  by

$$\mathbb{A}_{ij} := -\psi_{ij}, \quad \text{for } i \neq j, \quad \mathbb{A}_{ii} := \sum_{j \neq i} \psi_{ij}, \quad (12)$$

and note that  $\mathbb{A}$  is symmetric, diagonally dominant with non-negative diagonal entries, thus it is positive semidefinite and has real nonnegative eigenvalues. Due to its Laplacian structure, its smallest eigenvalue is zero [6]. Let us denote its second smallest eigenvalue (the Fiedler number)  $\mu_2(t)$ . Our structural assumption is that there exists an  $\ell > 0$  such that

$$\mu_2(t) \geq \ell > 0, \quad \text{for } t > 0, \quad \text{almost surely.} \quad (13)$$

This can be guaranteed for instance by assuming that the communication rates are uniformly bounded away from zero,  $\psi_{ij}(t) \geq \underline{\psi} > 0$ , since there exists a constant  $c > 0$  such that  $\mu_2(t) \geq c\underline{\psi}$ , see Proposition 2 in [6].

Moreover, we assume that the matrix of communication rates is uniformly Lipschitz continuous in the Frobenius norm, in particular, there exists a constant  $L > 0$  such that

$$\|\mathbb{A}(t) - \mathbb{A}(t - \tau)\|_F \leq L\tau \quad \text{for } t \geq 0, \quad (14)$$

where  $\|\cdot\|_F$  denotes the Frobenius matrix norm.

To ease the notation and without loss of generality, we will consider the one-dimensional setting  $d = 1$ , i.e.,  $v_i(t) \in \mathbb{R}$  and  $\mathbf{v}(t) \in \mathbb{R}^N$ , where  $N$  is the number of agents. Then, with the definition (12), we put (8) into the form

$$dv_i = -\frac{\lambda}{N}(\tilde{\mathbb{A}}\tilde{\mathbf{v}})_i dt + \frac{\sigma_i}{N}(\tilde{\mathbb{A}}\tilde{\mathbf{v}})_i dB_i^t, \quad i = 1, 2, \dots, N. \quad (15)$$

Our main result is the following.

**Theorem 2** *Let  $\mathbb{A}$  be given by (12) satisfying (7), (13) and (14). Let the parameters  $\lambda > 0$  and  $\sigma_{\max}^2 := \max\{\sigma_1^2, \sigma_2^2, \dots, \sigma_N^2\}$  satisfy*

$$\sigma_{\max}^2 < \lambda, \quad (16)$$

*then there exists a critical delay  $\tau_c = \tau_c(\lambda, \sigma_{\max}, L, \ell) > 0$ , independent of  $N$ , such that for every  $0 \leq \tau < \tau_c$  the system (15) exhibits flocking in the sense of Definition 1.*

*Moreover, if the matrix of communication rates  $\mathbb{A}$  is constant, i.e. (14) holds with  $L = 0$ , then  $\tau_c$  is of the form*

$$\tau_c = \frac{1}{\lambda^2} \left( -\sigma_{\max}^2 + \sqrt{\sigma_{\max}^4 + \frac{1}{12}(\lambda - \sigma_{\max}^2)^2} \right). \quad (17)$$

**Remark 1** *The system (15) with constant communication matrix  $\mathbb{A}$  can be seen as a linearization of the system (1)–(2) about the equilibrium  $v_i \equiv v_0$  for  $i = 1, 2, \dots, N$  with some  $v_0 \in \mathbb{R}$ . Note that in this case the formula (17) for the critical delay  $\tau_c$  does not depend on the particular value of  $\ell$  in (13).*

### 3.1 Micro-macro decomposition

We introduce a micro-macro decomposition [28, 13] which splits (15) into two parts: macroscopic, that describes the coarse-scale dynamics, and microscopic, that describes the fine-scale dynamics. The macroscopic part for the solution is set to be the mean velocity  $V_c(t)$ ,

$$V_c(t) := \frac{1}{N} \sum_{i=1}^N v_i(t). \quad (18)$$

The microscopic variables are then taken as the fluctuations around their mean values,

$$w_i(t) := v_i(t) - V_c(t), \quad \text{for } i = 1, 2, \dots, N. \quad (19)$$

We denote  $\mathbf{w}(t) = (w_1, w_2, \dots, w_N) \in \mathbb{R}^N$ . Then we have

$$\mathbf{w}(t) = \mathbf{v}(t) - V_c(t) \mathbf{e}, \quad \text{where } \mathbf{e} := (1, 1, \dots, 1)^T \in \mathbb{R}^N. \quad (20)$$

Since  $\mathbf{e}$  is the eigenvector of  $\mathbb{A}$  corresponding to the zero eigenvalue, we have  $\mathbb{A}\mathbf{w} = \mathbb{A}\mathbf{v}$ . Then (15) can be rewritten as follows

$$dw_i = -\frac{\lambda}{N} (\tilde{\mathbb{A}}\tilde{\mathbf{w}})_i dt + \frac{\sigma_i}{N} (\tilde{\mathbb{A}}\tilde{\mathbf{w}})_i dB_i^t - dV_c. \quad (21)$$

The macroscopic variable  $V_c$  satisfies the following lemma.

**Lemma 1** *Let  $(\mathbf{v}(t))_{t \geq 0}$  be a solution of (8) subject to the deterministic constant initial datum (9). Then  $\mathbb{E}[V_c(t)] \equiv V_c(0)$  for  $t \geq 0$  and  $\mathbb{E} \left[ \int_{-\tau}^T |V_c(t)|^2 dt \right] < \infty$  for all  $T < \infty$ .*

**Proof:** The boundedness of  $\mathbb{E} \left[ \int_{-\tau}^T |V_c(t)|^2 dt \right]$  follows directly from the definition (18) and the martingale property of  $\mathbf{v}(t)$  provided by Theorem 1. Using (12), we have

$$\sum_{i=1}^N (\tilde{\mathbb{A}}\tilde{\mathbf{v}})_i = \mathbf{e}^T \tilde{\mathbb{A}}\tilde{\mathbf{v}} = 0.$$

Summing equations (15),  $i = 1, 2, \dots, N$ , using (18) and  $\mathbb{A}\mathbf{w} = \mathbb{A}\mathbf{v}$ , we obtain that the macroscopic dynamics is governed by the system

$$dV_c = \frac{1}{N^2} \sum_{i=1}^N \sigma_i (\tilde{\mathbb{A}}\tilde{\mathbf{w}})_i dB_i^t. \quad (22)$$

After integration in time this implies

$$\mathbb{E}[V_c(t)] = V_c(0) + \frac{1}{N^2} \sum_{i=1}^N \sigma_i \mathbb{E} \left[ \int_0^t (\mathbb{A}(s-\tau)\mathbf{w}(s-\tau))_i dB_i^s \right] \quad \text{for } t \geq 0.$$

Since  $f(s) := (\mathbb{A}(s-\tau)\mathbf{w}(s-\tau))_i$  is a martingale, we have  $\mathbb{E} \left[ \int_0^t f(s) dB_i^s \right] = 0$  (see Theorem 5.8 on p. 22 of [19]). Thus we obtain  $\mathbb{E}[V_c(t)] \equiv V_c(0)$ . ■

**Remark 2** *Note that (21) and (22) are expressed in terms of the  $\mathbf{w}$ -variables only and so they form a closed system, which is equivalent to (15).*

Clearly, due to (19), we have  $\mathbf{w} \cdot \mathbf{e} = \sum_{i=1}^N w_i \equiv 0$ . Consequently, it is natural to introduce the decomposition  $\mathbb{R}^N = \langle \mathbf{e} \rangle \oplus \langle \mathbf{e} \rangle^\perp$ , where  $\mathbf{e}$  is given by (20). We then have  $\mathbf{w}(t) \in \langle \mathbf{e} \rangle^\perp$  for all  $t \geq 0$ .

**Lemma 2** *Let  $\mathbb{A} \in \mathbb{R}^{N \times N}$ ,  $N \geq 2$ , be the matrix defined in (12) and assume that (7) and (13) hold. Then:*

- (a) *The maximal eigenvalue of  $\mathbb{A}$  is bounded by  $2(N-1)$ .*
- (b) *We have  $|\mathbb{A}\mathbf{u}|^2 \leq 2(N-1)\mathbf{u}^T\mathbb{A}\mathbf{u}$  for any vector  $\mathbf{u} \in \mathbb{R}^N$ .*
- (c) *We have  $\ell|\mathbf{w}|^2 \leq \mathbf{w}^T\mathbb{A}\mathbf{w} \leq 2(N-1)|\mathbf{w}|^2$  for any vector  $\mathbf{w} \in \langle \mathbf{e} \rangle^\perp$ .*
- (d) *For any vectors  $\mathbf{u}, \mathbf{w} \in \langle \mathbf{e} \rangle^\perp$  and  $\delta > 0$  we have*

$$\mathbf{u}^T\mathbb{A}\mathbf{w} \leq \frac{1}{2\delta}\mathbf{u}^T\mathbb{A}\mathbf{u} + \frac{\delta}{2}\mathbf{w}^T\mathbb{A}\mathbf{w}.$$

**Proof:**

- (a) The claim follows from the Gershgorin circle theorem. Indeed, since  $0 < \psi_{ij} \leq 1$ , the diagonal entries satisfy  $0 \leq \mathbb{A}_{ii} \leq N-1$ , and  $\sum_{j \neq i} |\mathbb{A}_{ij}| = \mathbb{A}_{ii}$  for all  $i = 1, 2, \dots, N$ .
- (b) The smallest eigenvalue of  $\mathbb{A}$  is zero with the corresponding eigenvector  $\mathbf{e}$ . The second smallest eigenvalue  $\mu_2$  (Fiedler number) is assumed to be positive by (13). Thus,  $\mathbb{A}$  is a symmetric, positive operator on the space  $\langle \mathbf{e} \rangle^\perp$  and there exists an orthonormal basis of  $\langle \mathbf{e} \rangle^\perp$  composed of eigenvectors  $\boldsymbol{\xi}_2, \boldsymbol{\xi}_3, \dots, \boldsymbol{\xi}_N$  of  $\mathbb{A}$  corresponding to the positive eigenvalues  $\mu_2, \mu_3, \dots, \mu_N$ . Then, every vector  $\mathbf{u} \in \mathbb{R}^N$  can be decomposed as

$$\mathbf{u} = \frac{(\mathbf{u} \cdot \mathbf{e})\mathbf{e}}{|\mathbf{e}|^2} + \sum_{i=2}^N (\mathbf{u} \cdot \boldsymbol{\xi}_i) \boldsymbol{\xi}_i. \quad (23)$$

Thus, due to the above bound on the eigenvalues  $0 \leq \mu_i \leq 2(N-1)$ , we have

$$|\mathbb{A}\mathbf{u}|^2 = \sum_{i=2}^N (\mathbf{u} \cdot \boldsymbol{\xi}_i)^2 \mu_i^2 \leq 2(N-1) \sum_{i=2}^N (\mathbf{u} \cdot \boldsymbol{\xi}_i)^2 \mu_i = 2(N-1)\mathbf{u}^T\mathbb{A}\mathbf{u}.$$

- (c) If  $\mathbf{w} \in \langle \mathbf{e} \rangle^\perp$ , then (23) implies

$$\mathbf{w} = \sum_{i=2}^N (\mathbf{w} \cdot \boldsymbol{\xi}_i) \boldsymbol{\xi}_i, \quad \text{and} \quad \mathbf{w}^T\mathbb{A}\mathbf{w} = \sum_{i=2}^N (\mathbf{w} \cdot \boldsymbol{\xi}_i)^2 \mu_i.$$

Since nonzero eigenvalues are bounded from below by  $\ell$  (using (13)) and from above by part (a) of this lemma, we obtain

$$\ell|\mathbf{w}|^2 = \ell \sum_{i=2}^N (\mathbf{w} \cdot \boldsymbol{\xi}_i)^2 \leq \sum_{i=2}^N (\mathbf{w} \cdot \boldsymbol{\xi}_i)^2 \mu_i \leq 2(N-1) \sum_{i=2}^N (\mathbf{w} \cdot \boldsymbol{\xi}_i)^2 = 2(N-1)|\mathbf{w}|^2.$$

- (d) With the orthonormality of the basis  $\boldsymbol{\xi}_2, \boldsymbol{\xi}_3, \dots, \boldsymbol{\xi}_N$  and the positivity of the eigenvalues  $\mu_2, \mu_3, \dots, \mu_N$ , we have by the Cauchy-Schwartz inequality

$$\begin{aligned} \mathbf{u}^T\mathbb{A}\mathbf{w} &= \left( \sum_{i=2}^N (\mathbf{u} \cdot \boldsymbol{\xi}_i) \boldsymbol{\xi}_i \right)^T \mathbb{A} \left( \sum_{i=2}^N (\mathbf{w} \cdot \boldsymbol{\xi}_i) \boldsymbol{\xi}_i \right) = \sum_{i=2}^N (\mathbf{u} \cdot \boldsymbol{\xi}_i) (\mathbf{w} \cdot \boldsymbol{\xi}_i) \mu_i \\ &\leq \left( \sum_{i=2}^N (\mathbf{u} \cdot \boldsymbol{\xi}_i)^2 \mu_i \right)^{\frac{1}{2}} \left( \sum_{i=2}^N (\mathbf{w} \cdot \boldsymbol{\xi}_i)^2 \mu_i \right)^{\frac{1}{2}} = (\mathbf{u}^T\mathbb{A}\mathbf{u})^{\frac{1}{2}} (\mathbf{w}^T\mathbb{A}\mathbf{w})^{\frac{1}{2}}, \end{aligned}$$



and with any  $\delta > 0$ ,

$$(\mathbf{u}^T \mathbb{A} \mathbf{u})^{\frac{1}{2}} (\mathbf{w}^T \mathbb{A} \mathbf{w})^{\frac{1}{2}} \leq \frac{1}{2\delta} \mathbf{u}^T \mathbb{A} \mathbf{u} + \frac{\delta}{2} \mathbf{w}^T \mathbb{A} \mathbf{w}.$$

■

### 3.2 Lyapunov functional

The proof of Theorem 2 relies on estimating the decay rate of the following Lyapunov functional for (21)–(22),

$$\begin{aligned} \mathcal{L}(t) := |\mathbf{w}(t)|^2 &+ \frac{q}{N^2} \int_{t-\tau}^t |\mathbb{A}(s) \mathbf{w}(s)|^2 ds \\ &+ \frac{p}{N^2} \int_{t-\tau}^t \int_{\theta}^t |\mathbb{A}(s-\tau) \mathbf{w}(s-\tau)|^2 ds, \end{aligned} \quad (24)$$

where  $p, q$  are positive constants depending on  $\lambda, \tau$  and  $\sigma_i$ .

**Lemma 3** *Let the assumptions of Theorem 2 be satisfied. Then there exist positive constants  $p, q$  and  $\varepsilon$  such that for every solution  $(\mathbf{w}(t))_{t \geq 0}$  of (21)–(22) the Lyapunov functional (24) satisfies*

$$\frac{d}{dt} \mathbb{E}[\mathcal{L}(t)] \leq -\frac{\varepsilon}{N} \mathbb{E}[\mathbf{w}^T \tilde{\mathbb{A}} \mathbf{w}]. \quad (25)$$

**Proof:** We apply the Itô formula to calculate  $dw_i(t)^2$ . Note that the Itô formula holds in its usual form also for systems of delayed SDE, see page 32 in [12] and [17, 8, 20]. Therefore, we obtain

$$\begin{aligned} dw_i(t)^2 &= -\frac{2\lambda}{N} w_i (\tilde{\mathbb{A}} \tilde{\mathbf{w}})_i dt + \frac{2\sigma_i}{N} w_i (\tilde{\mathbb{A}} \tilde{\mathbf{w}})_i dB_i^t - 2w_i dV_c \\ &+ \frac{\sigma_i^2}{N^2} (\tilde{\mathbb{A}} \tilde{\mathbf{w}})_i^2 dt + \frac{1}{N^4} \sum_{j=1}^N \sum_{k=1}^N \sigma_j \sigma_k (\tilde{\mathbb{A}} \tilde{\mathbf{w}})_j (\tilde{\mathbb{A}} \tilde{\mathbf{w}})_k dB_j^t dB_k^t \\ &- 2 \left( \frac{\sigma_i}{N} (\tilde{\mathbb{A}} \tilde{\mathbf{w}})_i dB_i^t \right) dV_c. \end{aligned}$$

With the identity  $dB_j^t dB_k^t = \delta_{jk} dt$  (formula (6.11) on p. 36 of [19]), we have

$$\frac{1}{N^4} \sum_{j=1}^N \sum_{k=1}^N \sigma_j \sigma_k (\tilde{\mathbb{A}} \tilde{\mathbf{w}})_j (\tilde{\mathbb{A}} \tilde{\mathbf{w}})_k dB_j^t dB_k^t = \frac{1}{N^4} \sum_{j=1}^N \sigma_j^2 (\tilde{\mathbb{A}} \tilde{\mathbf{w}})_j^2 dt.$$

Consequently, summing over  $i$ , using  $\mathbf{w} \cdot \mathbf{e}$  and the identity

$$\sum_{i=1}^N \left( \frac{\sigma_i}{N} (\tilde{\mathbb{A}} \tilde{\mathbf{w}})_i dB_i^t \right) dV_c = \frac{1}{N^3} \sum_{i=1}^N \sigma_i^2 (\tilde{\mathbb{A}} \tilde{\mathbf{w}})_i^2 dt,$$

we obtain

$$d|\mathbf{w}(t)|^2 = \left( -\frac{2\lambda}{N} \mathbf{w}^T \tilde{\mathbb{A}} \tilde{\mathbf{w}} + \frac{N-1}{N^3} \sum_{i=1}^N \sigma_i^2 (\tilde{\mathbb{A}} \tilde{\mathbf{w}})_i^2 \right) dt + \frac{2}{N} \sum_{i=1}^N \sigma_i w_i (\tilde{\mathbb{A}} \tilde{\mathbf{w}})_i dB_i^t.$$

Consequently, we have

$$\begin{aligned} d\mathcal{L}(t) &= \left( -\frac{2\lambda}{N} \mathbf{w}^T \tilde{\mathbb{A}} \tilde{\mathbf{w}} + \frac{N-1}{N^3} \sum_{i=1}^N \sigma_i^2 (\tilde{\mathbb{A}} \tilde{\mathbf{w}})_i^2 \right) dt + \frac{2}{N} \sum_{i=1}^N \sigma_i w_i (\tilde{\mathbb{A}} \tilde{\mathbf{w}})_i dB_i^t \\ &\quad + \frac{q}{N^2} (|\mathbb{A} \mathbf{w}|^2 - |\tilde{\mathbb{A}} \tilde{\mathbf{w}}|^2) dt + \frac{p}{N^2} \left( \tau |\tilde{\mathbb{A}} \tilde{\mathbf{w}}|^2 - \int_{t-\tau}^t |\mathbb{A} \mathbf{w}(s-\tau)|^2 ds \right) dt. \end{aligned} \quad (26)$$

Our goal is to estimate  $\frac{d}{dt} \mathbb{E}[\mathcal{L}(t)]$  from above. First of all, we note that by the elementary property of the Itô integral (Theorem 5.8 on p. 22 of [19]),

$$\mathbb{E} \left[ \frac{1}{N} \sum_{i=1}^N \sigma_i w_i (\tilde{\mathbb{A}} \tilde{\mathbf{w}})_i dB_i^t \right] = 0.$$

For the first term of the right-hand side in (26), we write

$$-\frac{2\lambda}{N} \mathbf{w}^T \tilde{\mathbb{A}} \tilde{\mathbf{w}} = -\frac{2\lambda}{N} \mathbf{w}^T \tilde{\mathbb{A}} \mathbf{w} + \frac{2\lambda}{N} \mathbf{w}^T \tilde{\mathbb{A}} (\mathbf{w} - \tilde{\mathbf{w}})$$

and apply Lemma 2(d) with  $\delta > 0$ ,

$$\frac{2\lambda}{N} \mathbf{w}^T \tilde{\mathbb{A}} (\mathbf{w} - \tilde{\mathbf{w}}) \leq \frac{\lambda \delta^{-1}}{N} \mathbf{w}^T \tilde{\mathbb{A}} \mathbf{w} + \frac{\lambda \delta}{N} (\mathbf{w} - \tilde{\mathbf{w}})^T \tilde{\mathbb{A}} (\mathbf{w} - \tilde{\mathbf{w}}).$$

Using Lemma 2(c), we have

$$\frac{\lambda \delta}{N} (\mathbf{w} - \tilde{\mathbf{w}})^T \tilde{\mathbb{A}} (\mathbf{w} - \tilde{\mathbf{w}}) \leq 2\lambda \delta \frac{N-1}{N} |\mathbf{w} - \tilde{\mathbf{w}}|^2. \quad (27)$$

Now we write for  $\mathbf{w} - \tilde{\mathbf{w}}$ , componentwise, using (21),

$$\begin{aligned} w_i - \tilde{w}_i &= \int_{t-\tau}^t dw_i(s) \\ &= -\frac{\lambda}{N} \int_{t-\tau}^t (\mathbb{A}(s-\tau) \mathbf{w}(s-\tau))_i ds + \frac{\sigma_i}{N} \int_{t-\tau}^t (\mathbb{A}(s-\tau) \mathbf{w}(s-\tau))_i dB_i^s \\ &\quad - \int_{t-\tau}^t dV_c(s). \end{aligned}$$

Thus, we have for the expectation of the square

$$\begin{aligned} \mathbb{E}|w_i - \tilde{w}_i|^2 &\leq 3 \mathbb{E} \left[ \frac{\lambda}{N} \int_{t-\tau}^t (\mathbb{A}(s-\tau) \mathbf{w}(s-\tau))_i ds \right]^2 + 3 \mathbb{E} \left[ \frac{\sigma_i}{N} \int_{t-\tau}^t (\mathbb{A}(s-\tau) \mathbf{w}(s-\tau))_i dB_i^s \right]^2 \\ &\quad + 3 \mathbb{E} \left[ \int_{t-\tau}^t dV_c(s) \right]^2. \end{aligned}$$

An application of the Cauchy-Schwartz inequality and Fubini's theorem for the first term of the right-hand side yields

$$3 \mathbb{E} \left[ \frac{\lambda}{N} \int_{t-\tau}^t (\mathbb{A}(s-\tau) \mathbf{w}(s-\tau))_i ds \right]^2 \leq \frac{3\lambda^2}{N^2} \tau \int_{t-\tau}^t \mathbb{E}[|(\mathbb{A}(s-\tau) \mathbf{w}(s-\tau))_i|^2] ds.$$

For the second term we use the fundamental property of the Itô integral (Theorem 5.8 on p. 22 of [19]),

$$3 \mathbb{E} \left[ \frac{\sigma_i}{N} \int_{t-\tau}^t (\mathbb{A}(s-\tau) \mathbf{w}(s-\tau))_i dB_i^s \right]^2 = \frac{3\sigma_i^2}{N^2} \int_{t-\tau}^t \mathbb{E} [ |(\mathbb{A}(s-\tau) \mathbf{w}(s-\tau))_i|^2 ] ds.$$

Similarly, the third term is estimated as

$$\begin{aligned} 3 \mathbb{E} \left[ \int_{t-\tau}^t dV_c(s) \right]^2 &= \frac{3}{N^4} \mathbb{E} \left[ \sum_{j=1}^N \int_{t-\tau}^t \sigma_j (\mathbb{A}(s-\tau) \mathbf{w}(s-\tau))_j dB_j^s \right]^2 \\ &\leq \frac{3}{N^3} \sum_{j=1}^N \mathbb{E} \left[ \int_{t-\tau}^t \sigma_j (\mathbb{A}(s-\tau) \mathbf{w}(s-\tau))_j dB_j^s \right]^2 \\ &\leq \frac{3\sigma_{\max}^2}{N^3} \sum_{j=1}^N \int_{t-\tau}^t \mathbb{E} [ |(\mathbb{A}(s-\tau) \mathbf{w}(s-\tau))_j|^2 ] ds. \end{aligned}$$

Thus, we get from (27), estimating  $\frac{N-1}{N} \leq 1$ ,

$$\frac{\lambda \delta}{N} \mathbb{E} [ (\mathbf{w} - \tilde{\mathbf{w}})^T \tilde{\mathbb{A}} (\mathbf{w} - \tilde{\mathbf{w}}) ] \leq \frac{6\lambda\delta}{N^2} (\lambda^2\tau + 2\sigma_{\max}^2) \sum_{i=1}^N \int_{t-\tau}^t \mathbb{E} [ |(\mathbb{A}(s-\tau) \mathbf{w}(s-\tau))_i|^2 ] ds.$$

An application of Lemma 2(b) gives

$$\frac{q}{N^2} \mathbb{E} [ |\mathbb{A} \mathbf{w}|^2 ] \leq \frac{2q(N-1)}{N^2} \mathbb{E} [ \mathbf{w}^T \mathbb{A} \mathbf{w} ] \leq \frac{2q}{N} \mathbb{E} [ \mathbf{w}^T \mathbb{A} \mathbf{w} ].$$

To balance this term with  $-\frac{2\lambda}{N} \mathbf{w}^T \tilde{\mathbb{A}} \mathbf{w}$ , we use assumption (14) and Lemma 2(c) in

$$\begin{aligned} \mathbf{w}^T \mathbb{A} \mathbf{w} &= \mathbf{w}^T (\mathbb{A} - \tilde{\mathbb{A}}) \mathbf{w} + \mathbf{w}^T \tilde{\mathbb{A}} \mathbf{w} \\ &\leq L\tau \mathbf{w}^T \mathbf{w} + \mathbf{w}^T \tilde{\mathbb{A}} \mathbf{w} \leq (L\ell^{-1}\tau + 1) \mathbf{w}^T \tilde{\mathbb{A}} \mathbf{w}. \end{aligned}$$

Collecting all the terms in (26) finally leads to

$$\begin{aligned} \frac{d}{dt} \mathbb{E} [\mathcal{L}(t)] &\leq \frac{1}{N} [-2\lambda + \lambda\delta^{-1} + 2q(L\ell^{-1}\tau + 1)] \mathbb{E} [ \mathbf{w}^T \tilde{\mathbb{A}} \mathbf{w} ] + \frac{1}{N^2} (\sigma_{\max}^2 + p\tau - q) \mathbb{E} [ |\tilde{\mathbb{A}} \tilde{\mathbf{w}}|^2 ] \\ &\quad + \frac{1}{N^2} (6\lambda\delta(\lambda^2\tau + 2\sigma_{\max}^2) - p) \int_{t-\tau}^t \mathbb{E} [ |\mathbb{A}(s-\tau) \mathbf{w}(s-\tau)|^2 ] ds. \end{aligned}$$

We set

$$p = 6\lambda\delta(\lambda^2\tau + 2\sigma_{\max}^2), \quad q = \sigma_{\max}^2 + p\tau, \quad (28)$$

then the above expression simplifies to

$$\frac{d}{dt} \mathbb{E} [\mathcal{L}(t)] \leq \frac{1}{N} [-2\lambda + \lambda\delta^{-1} + 2q(L\ell^{-1}\tau + 1)] \mathbb{E} [ \mathbf{w}^T \tilde{\mathbb{A}} \mathbf{w} ]. \quad (29)$$

We want  $-2\lambda + \lambda\delta^{-1} + 2q(L\ell^{-1}\tau + 1) < 0$ . Substituting (28) into this inequality leads to a third order polynomial inequality in  $\tau$ . This polynomial has all positive coefficients but the zero order one, which is  $c_0 := 2\sigma_{\max}^2 + \delta^{-1}\lambda - 2\lambda$ . If (16) is satisfied, then choosing  $\delta > 0$  such that

$$\delta^{-1} < 2\lambda^{-1}(\lambda - \sigma_{\max}^2)$$

makes  $c_0$  negative. Consequently, there exists a  $\tau_c > 0$  such that for any  $0 \leq \tau < \tau_c$ ,

$$-2\lambda + \lambda\delta^{-1} + 2q(L\ell^{-1}\tau + 1) = -\varepsilon < 0.$$

This completes the proof of (25).

It remains to study the case when  $\mathbb{A}$  is a constant matrix, i.e.  $L = 0$  in (14). Then (29) simplifies to

$$\frac{d}{dt} \mathbb{E}[\mathcal{L}(t)] \leq \frac{1}{N} (-2\lambda + \lambda\delta^{-1} + 2q) \mathbb{E}[\mathbf{w}^T \tilde{\mathbb{A}} \mathbf{w}]$$

and we have to find  $\tau$  such that  $-2\lambda + \lambda\delta^{-1} + 2q < 0$ . Again, substituting (28) for  $p$  and  $q$  leads to

$$\tau < \frac{\lambda(2 - \delta^{-1}) - 2\sigma_{\max}^2}{12\lambda\delta(\lambda^2\tau + 2\sigma_{\max}^2)}. \quad (30)$$

The maximum value of the right hand side is obtained for  $\delta = \lambda(\lambda - \sigma_{\max}^2)^{-1}$  which is positive because of the first inequality in (17). Substituting  $\delta = \lambda(\lambda - \sigma_{\max}^2)^{-1}$  into (30), we obtain

$$\tau < \frac{(\lambda - \sigma_{\max}^2)^2}{12\lambda^2(\lambda^2\tau + \sigma_{\max}^2)}.$$

Finally, resolving in  $\tau$  leads to

$$\tau < \frac{1}{\lambda^2} \left( -\sigma_{\max}^2 + \sqrt{\sigma_{\max}^4 + \frac{1}{12}(\lambda - \sigma_{\max}^2)^2} \right).$$

If the above sharp inequality is satisfied, there exists an  $\varepsilon > 0$  such that  $-\varepsilon = -2\lambda + \lambda\delta^{-1} + 2q$  and, consequently, (25) holds. ■

### 3.3 Proof of Theorem 2

An integration of (25) in time gives

$$\begin{aligned} \mathbb{E}[|\mathbf{w}|^2(t)] &\leq \mathbb{E}[\mathcal{L}(t)] = \mathbb{E}[\mathcal{L}(0)] + \int_0^t \frac{d}{ds} \mathbb{E}[\mathcal{L}(s)] ds \\ &\leq \mathbb{E}[\mathcal{L}(0)] - \frac{\varepsilon}{N} \int_0^t \mathbb{E}[\mathbf{w}^T(s)\mathbb{A}(s)\mathbf{w}(s)] ds. \end{aligned}$$

An application of Lemma 2(c) gives then

$$\mathbb{E}[|\mathbf{w}|^2(t)] \leq \mathbb{E}[\mathcal{L}(0)] - \frac{\varepsilon\ell}{N} \int_0^t \mathbb{E}[|\mathbf{w}(s)|^2] ds,$$

so that the last integral is convergent as  $t \rightarrow \infty$  and, consequently,  $\lim_{t \rightarrow \infty} \mathbb{E}[w_i(t)] = 0$  for all  $i = 1, 2, \dots, N$ . Using (19), we obtain

$$\lim_{t \rightarrow \infty} |\mathbb{E}[v_i(t)] - \mathbb{E}[v_j(t)]| = \lim_{t \rightarrow \infty} |\mathbb{E}[w_i(t)] - \mathbb{E}[w_j(t)]| = 0,$$

and we conclude that asymptotic flocking in the sense of Definition 1 takes place. □

**Remark 3** *The original definition of asymptotic flocking [6, 7] involves, in addition to our Definition 1, also the group formation property for (1)–(2) given by*

$$\sup_{t \geq 0} |\mathbb{E}[x_i(t)] - \mathbb{E}[X_c(t)]| < \infty, \quad \text{for all } i = 1, 2, \dots, N,$$

where  $X_c(t) := \frac{1}{N} \sum_{i=1}^N x_i(t)$ . The standard way [6, 7, 28, 14] of proving this result would be to estimate

$$|\mathbb{E}[x_i(t)] - \mathbb{E}[X_c(t)]| \leq |x_i^0 - X_c(0)| + \int_0^t \mathbb{E}[|w_i(s)|] ds$$

and employ a bootstrapping argument to show that  $\int_0^\infty \mathbb{E}[|w_i(s)|] ds < \infty$ . However, as noted above, it is not clear how to apply the bootstrapping argument in our setting. Note that we have  $\int_0^\infty \mathbb{E}[|w_i(s)|^2] ds < \infty$ , but it does not imply  $\int_0^\infty \mathbb{E}[|w_i(s)|] ds < \infty$ .

**Remark 4** *Let us note that the flocking conditions (16) and (17), expressed in terms of  $\lambda$  and  $\sigma_{\max}$ , translate into*

$$\lambda \kappa_{\max}^2 < 1, \quad \tau < -\kappa_{\max}^2 + \sqrt{\kappa_{\max}^4 + \frac{1}{12\lambda^2} (1 - \lambda \kappa_{\max}^2)^2}$$

in terms of  $\lambda$  and  $\kappa_{\max} := \sigma_{\max}/\lambda$ , where  $\kappa_{\max}$  can also be written as  $\kappa_{\max} = \max\{\kappa_1, \kappa_2, \dots, \kappa_N\}$  for  $\kappa_i$ ,  $i = 1, 2, \dots, N$ , defined by (6).

### 3.4 Application to asymptotic behaviour of delayed geometric Brownian motion

Our analysis provides information about the asymptotic behaviour of the delayed geometric Brownian motion (10) which is, to our best knowledge, new. We just modify the proof of Lemma 3 with the obvious simplifications due to the fact that  $\mathbb{A}(t) \equiv 1$ . This leads to a slight improvement in the flocking condition.

**Lemma 4** *Let the parameters  $\lambda > 0$ ,  $\sigma \in \mathbb{R}$  and  $\tau \geq 0$  satisfy*

$$\sigma^2 < 2\lambda, \quad \tau < \frac{1}{4\lambda^2} \left( -2\sigma^2 + \sqrt{4\sigma^4 + 2(2\lambda - \sigma^2)^2} \right). \quad (31)$$

*Then the solutions of the delayed geometric Brownian motion equation (10) satisfy*

$$\lim_{t \rightarrow \infty} \mathbb{E}[|w|^2] = 0.$$

Let us note that the above result is suboptimal for the deterministic case. Indeed, setting  $\sigma := 0$ , (31) reduces to  $\lambda\tau < \sqrt{2}/2$ . However, it is known [25] that solutions of the delayed ODE  $\dot{w} = -\lambda\tilde{w}$  asymptotically converge to zero if  $\lambda\tau < \pi/2$ . On the other hand, if there is no delay, i.e.,  $\tau = 0$ , the condition (31) reduces to  $\sigma^2 < 2\lambda$ , which is the sharp condition for asymptotic vanishing of mean square fluctuations of geometric Brownian motion.

## 4 Numerical experiments

We provide results of numerical experiments for the models considered in this paper with focus on their asymptotic behaviour. First, we illustrate that one has to be cautious when interpreting the numerical results as indications about the “true” asymptotic behaviour of the solution, because implementations of Monte-Carlo algorithms for geometric Brownian motion lead to systematic underestimation of the moments of the true solution, see Section 4.1. Keeping this systematic defect in mind, we will resort to weak methods for simulation of our SDEs and study their *numerical* asymptotic behaviour. In Section 4.2, we resort to the delayed geometric Brownian motion (10), which can be seen as a toy model of (1)–(2), and find combinations of parameter values that guarantee *numerical* asymptotic decay of the solution. In Section 4.3, we then perform numerical simulations of the velocity alignment system (8) with fixed communication rates, and, finally, in Section 4.4 we focus on the full system (1)–(2).

### 4.1 Analysis of the Monte-Carlo method for geometric Brownian motion

In this section we estimate the systematic error produced by numerical implementations of the Monte-Carlo algorithm for geometric Brownian motion without delay. We show that computer simulations underestimate the mean square fluctuations of the process due to the fact that the numerical implementation does not capture large deviations (extreme outliers), and the error grows exponentially in time.

Let us consider the one-dimensional Brownian motion with drift,

$$dz = (\lambda - \sigma^2/2) dt + \sigma dB^t, \quad z(0) = 0. \quad (32)$$

Then, defining  $v(t) := \exp[z(t)]$ , we have by the Itô formula

$$dv = \lambda v dt + \sigma v dB^t, \quad v(0) = 1. \quad (33)$$

For simplicity, we perform a model calculation with  $2\lambda = \sigma^2 > 0$ , so that

$$dz = \sqrt{2\lambda} dB^t, \quad dv = \lambda v dt + \sqrt{2\lambda} v dB^t. \quad (34)$$

Then, the density  $u(t, x)$  of the process  $z$  is given by

$$u(t, x) = \frac{1}{\sqrt{4\pi\lambda t}} \exp\left(-\frac{x^2}{4\lambda t}\right).$$

Moreover, we have

$$\mathbb{E}[z(t)] = 0, \quad \mathbb{E}[z^2(t)] = 2\lambda t, \quad \mathbb{E}[v(t)] = \exp(\lambda t), \quad \mathbb{E}[v^2(t)] = \exp(4\lambda t).$$

We assume that our numerical scheme produces approximations  $\bar{z}$  of the process  $z$  that excludes the extreme outliers, i.e.,  $\text{Prob}(|\bar{z}(t)| > \alpha(t)) = 0$  for some  $\alpha = \alpha(t)$ . In particular, we consider a properly scaled cut-off of the density  $u(t, x)$  such that the probability of the extreme outliers  $\text{Prob}(|z(t)| > \alpha(t))$  remains constant in time. This leads to  $\alpha(t) = \eta\sqrt{4\lambda t}$  for some  $\eta > 0$ , since

$$\text{Prob}(|z(t)| > \eta\sqrt{4\lambda t}) = 2 \int_{\eta\sqrt{4\lambda t}}^{\infty} u(t, x) dx = \text{erfc}(\eta),$$

where  $\text{erfc}(\eta) = \frac{2}{\sqrt{\pi}} \int_{\eta}^{\infty} \exp(-x^2) dx$  is the complementary error function. Consequently, we turn  $u(t, x)$  into the truncated probability density

$$\bar{u}_{\eta}(t, x) := \frac{\chi_{[-\alpha(t), \alpha(t)]}(x)}{\text{erf}(\eta)} u(t, x),$$

where  $\chi_{[-\alpha(t), \alpha(t)]}$  is the characteristic function of interval  $[-\alpha(t), \alpha(t)]$  and  $\operatorname{erf}(\eta) = 1 - \operatorname{erfc}(\eta)$  is the error function. Let us denote by  $\bar{z}(t)$  the process with the density  $\bar{u}_\eta(t, x)$  for a fixed  $\eta > 0$ , and  $\bar{v}(t) := \exp(\bar{z}(t))$ . A simple calculation then reveals that

$$\mathbb{E}[\bar{v}^2(t)] = \int_{-\infty}^{\infty} \exp(2x) d\bar{u}_\eta(x) = \frac{\exp(4\lambda t)}{2 \operatorname{erf}(\eta)} \left( \operatorname{erfc}(-\eta - \sqrt{4\lambda t}) - \operatorname{erfc}(\eta - \sqrt{4\lambda t}) \right).$$

Consequently, since  $\mathbb{E}[v^2(t)] = \exp(4\lambda t)$ , the numerical method produces the relative error

$$\frac{\mathbb{E}[\bar{v}^2(t)]}{\mathbb{E}[v^2(t)]} = \frac{\operatorname{erfc}(-\eta - \sqrt{4\lambda t}) - \operatorname{erfc}(\eta - \sqrt{4\lambda t})}{2 \operatorname{erf}(\eta)}. \quad (35)$$

This ratio is equal to one for  $t = 0$ . Using the mean value theorem, we obtain the asymptotic behaviour of the ratio for large times,

$$\frac{\mathbb{E}[\bar{v}^2(t)]}{\mathbb{E}[v^2(t)]} \approx \frac{2\eta}{\sqrt{\pi} \operatorname{erf}(\eta)} \exp(-4\lambda t), \quad \text{as } t \rightarrow \infty.$$

Consequently, any implementation of the Monte Carlo method excluding large deviations will underestimate the true value of  $\mathbb{E}[v^2(t)]$  by an exponentially growing factor in time. Let us note that this is also true for any moment of  $v$  and with general parameters  $\lambda$  and  $\sigma$ . We illustrate this fact using a numerical simulation. We perform a Monte Carlo simulation in `Matlab` with  $10^6$  paths of the process (32) on the time interval  $[0, T]$  with  $T = 30$  and  $10^3$  equidistant sampling points. We impose the initial condition  $z(0) = 0$  and the parameter values  $\lambda = 0.5$  and  $\sigma = 1$ . Consequently,  $z(t)$  is the Wiener process  $B^t$ , and for its numerical approximation  $\bar{z}$  we use the built-in `Matlab` procedure `normrnd` that generates normally distributed random numbers. We calculate  $\bar{v}(t) := \exp(\bar{z}(t))$  and evaluate the mean squared fluctuations  $\mathbb{E}[\bar{v}^2(t)]$ . We plot its logarithm as the solid curve in Figure 1(a), compared to the analytical curve  $\log(\mathbb{E}[v^2(t)]) = 4\lambda t$  (dashed line). We observe the exponential in time divergence of the two curves. This is well described by our formula (35), as illustrated in Figure 1(b). For the calculation of the cut-off parameter  $\eta$  we use the maximal value attained by the actual numerical realization of the stochastic process, i.e., we set  $\eta := \max_{t \in (0, T]} \frac{|\bar{z}(t)|}{\sqrt{4\lambda t}}$ . We then plot the logarithm of the ratio  $\mathbb{E}[\bar{v}^2(t)]/\mathbb{E}[v^2(t)]$  and the theoretically calculated curve given by the right-hand side of (35). We observe a good match between the two curves.

This systematic discrepancy between the analytical formulas and Monte Carlo simulations originates in the heavy tailed distribution of the geometric Brownian motion, and is a well studied topic, see, e.g., the survey [16]. Importance sampling and rare-event simulation techniques would be the methods of choice to overcome this problem, however, their implementation is beyond the scope of our paper. Instead, we argue that the motivation for studying the stochastic system (1)–(2) and its simplification (10) comes from the fact that they ought to represent models of some real (physical or biological) phenomena. In real life situations these extreme events with exponentially low probabilities can be unphysical and the presented Monte Carlo simulation can be considered a more appropriate description of reality than the SDEs. We adopt this point of view for the forthcoming numerical studies in Sections 4.2, 4.3 and 4.4, and accept the fact their results may not be directly related to statements of Theorem 2 and Lemma 4.

## 4.2 Numerical study of delayed geometric Brownian motion

Using  $\lambda = 1$ , the delayed SDE (10) can be equivalently written as

$$dw = -\tilde{w} dt + \sigma \tilde{w} dB^t, \quad (36)$$

where  $\sigma \geq 0$  and  $\tau \geq 0$  are nonnegative parameters. We perform a systematic numerical study of the delayed SDE (36) to characterize the asymptotic behaviour of its solutions in dependence on the values of

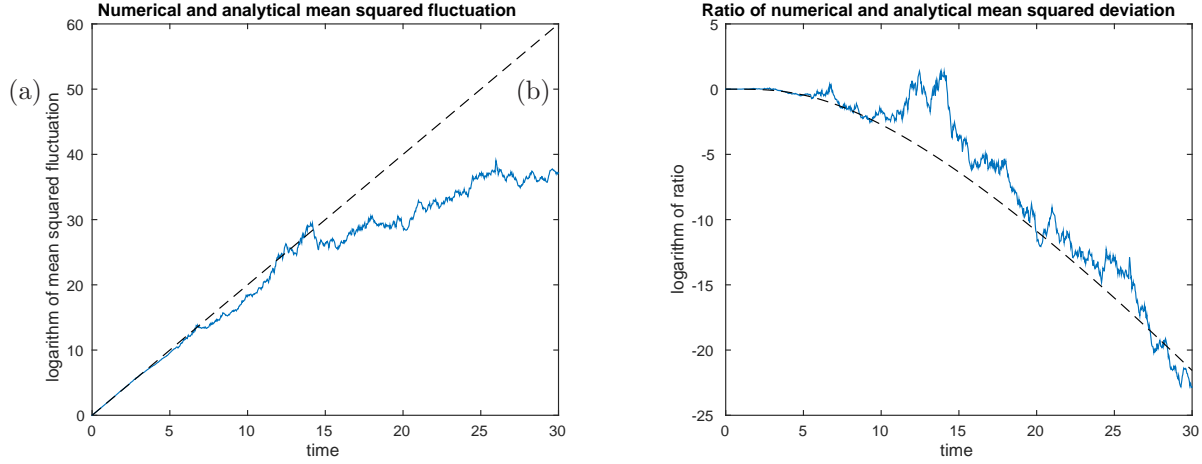


Figure 1: (a) *Logarithm of the simulated mean squared fluctuations*  $\log(\mathbb{E}[\bar{v}^2(t)])$  (solid line), and the analytical result  $\log(\mathbb{E}[v^2(t)]) = 4\lambda t$  (dashed line). (b) *Logarithm of the ratio of simulated and analytically calculated mean squared fluctuations*  $\mathbb{E}[\bar{v}^2(t)]/\mathbb{E}[v^2(t)]$  (solid line), and the theoretically calculated curve (dashed line) given by the right-hand side of (35). The Monte-Carlo simulation for  $z(t)$  was performed with  $10^6$  paths of the process (32) with  $z(0) = 0$ ,  $\lambda = 0.5$  and  $\sigma = 1$  on the time interval  $[0, 30]$  divided into  $10^3$  equidistant sampling points.

the parameters  $\sigma$  and  $\tau$ . In particular, we divide the domain  $[0, 2] \times [0, 2]$  for  $(\sigma, \tau)$  into  $100 \times 100$  equidistant  $(\sigma, \tau)$ -pairs. For each pair of the parameter values we perform a Monte Carlo simulation for (36) with  $Q = 100$  paths over the time interval  $[0, T]$  with  $T = 30$  and timestep  $\Delta t = 10^{-3}$ . We impose the constant deterministic initial condition  $w(t) \equiv 1$  for  $t \in (-\tau, 0]$ . For discretization of (36) we use the Euler-Maruyama method, i.e., the discrete scheme is

$$w_{t_{k+1}} = w_{t_k} - \Delta t w_{t_k - \tau} + \sigma \sqrt{\Delta t} \mathcal{N}_{0,1}, \quad k = 1, 2, \dots, K, \quad (37)$$

subject to the initial condition  $w_t \equiv 1$  for  $t \leq 0$ . Here  $K = T/\Delta t$  denotes the total number of timesteps,  $t_k = k\Delta t$ , and  $\mathcal{N}_{0,1}$  a normally distributed random variable with zero mean and unit variance. Note that the values of  $\tau$  are chosen to be integer multiples of  $\Delta t$ , so that  $t_k - \tau = t_l$  for some  $l \in \mathbb{Z}$ . For each  $(\sigma, \tau)$ -pair and each path  $q$  of the Monte Carlo simulation we calculate the “indicator”

$$I_{\sigma, \tau} := \frac{1}{Q} \sum_{q=1}^Q \left( \Delta t \sum_{k=(T-1)/\Delta t}^{T/\Delta t} |w_{t_k}^q|^2 \right)^{1/2},$$

where  $w_t^q$  is the  $q$ -th path in the Monte Carlo simulation of (37). The background colour in Figure 2 encodes the logarithm of  $I_{\sigma, \tau}$ . To define a region of “numerical convergence”, we choose a threshold  $\Theta$  such that  $I_{0, \tau_c} = \Theta$  for the delay  $\tau_c = \frac{\pi}{2}$  that is critical for the problem without noise ( $\sigma = 0$ ). In our case this led to  $\Theta \simeq 10^{-2}$ . The region of “numerical convergence” is marked dark blue in Figure 2. We observe the decrease of the critical value of the delay with increasing level of noise. For comparison, the critical values of  $\tau$  given by formula (31) as a function of  $\sigma$  are indicated by the solid line.



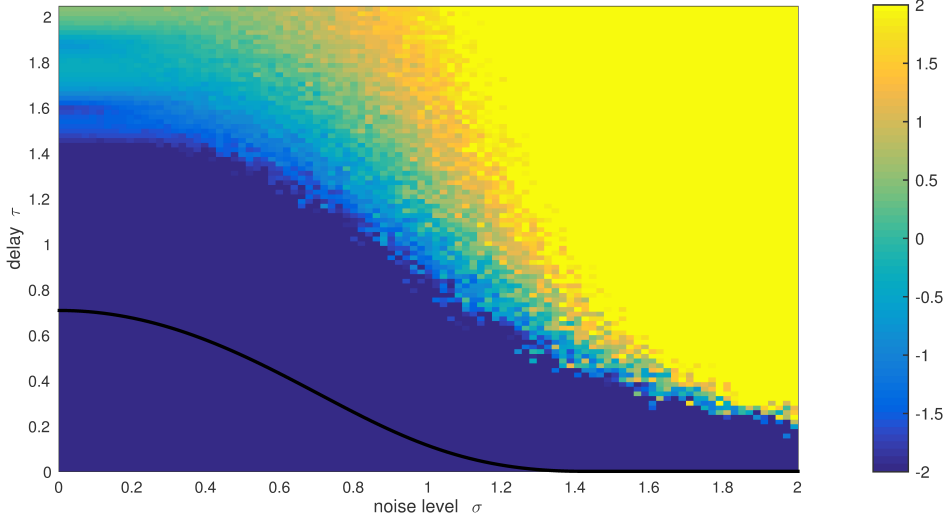


Figure 2: Results of Monte Carlo simulations of the delayed SDE (36) with  $Q = 100$  paths for  $(\sigma, \tau) \in [0, 2] \times [0, 2]$ . The background colour encodes  $\log(I_{\sigma, \tau})$ . The region of “numerical convergence” is dark blue. The solid line indicates the critical values of  $\tau$  given by formula (31) with  $\lambda = 1$  as a function of  $\sigma$ .

### 4.3 Numerical study of the system (8) with fixed communication matrix

We present results of numerical simulations of the system (8) in the one-dimensional setting  $d = 1$ , where we fix the communication rates to  $\psi_{ij} \equiv 1$  for all  $i, j = 1, 2, \dots, N$ , i.e., every agent communicates with all others at the same rate. Consequently, the communication matrix  $\mathbb{A}$  has the off-diagonal entries  $\mathbb{A}_{ij} = -1$ ,  $i \neq j$ , and  $\mathbb{A}_{ii} = N - 1$ . It only has two eigenvalues, 0 and  $N$ . Consequently, its Fiedler number is  $\mu_2 = N$  and we can choose  $\ell := N$  in (13). In this setting, we can directly compare our analytical result, Theorem 2, with numerical simulations.

We will be considering even number of agents  $N = 2K$ , in particular,  $N \in \{2, 20\}$ , and prescribe the initial datum

$$v_i(t) \equiv \begin{cases} -1 & \text{for } i = 1, 2, \dots, K; \\ 1 & \text{for } i = K + 1, K + 2, \dots, N; \end{cases} \quad (38)$$

for  $t \in (-\tau, 0]$ . Although the asymptotic behaviour of the solutions in general depends on the particular choice of the initial datum, a systematic study of this dependence is beyond the scope of this paper. Therefore we only consider the “generic” choice of initial conditions (38).

We perform Monte Carlo simulations of the system (8) with  $N \in \{2, 20\}$ ,  $\sigma_i = \sigma$  for all  $i = 1, 2, \dots, N$  and  $\lambda = 1$  (other values of  $\lambda$  can be achieved by rescaling of  $\sigma$  and time). We divide the domain  $[0, 2] \times [0, 2]$  for  $(\sigma, \tau)$  into  $50 \times 50$  equidistant  $(\sigma, \tau)$ -pairs. For each pair of the parameter values we perform a Monte Carlo simulation with  $Q = 100$  paths over the time interval  $[0, T]$  with  $T = 30$ . We use the Euler-Maruyama method for discretization of (8) with timestep  $\Delta t = 10^{-3}$ . To classify the asymptotic behaviour of the solution, we again define the “indicator”

$$I_{\sigma, \tau} := \frac{1}{Q} \sum_{q=1}^Q \left( \frac{\Delta t}{N} \sum_{k=(T-1)/\Delta t}^{T/\Delta t} |\mathbf{v}_{t_k}^q|^2 \right)^{1/2} \quad (39)$$

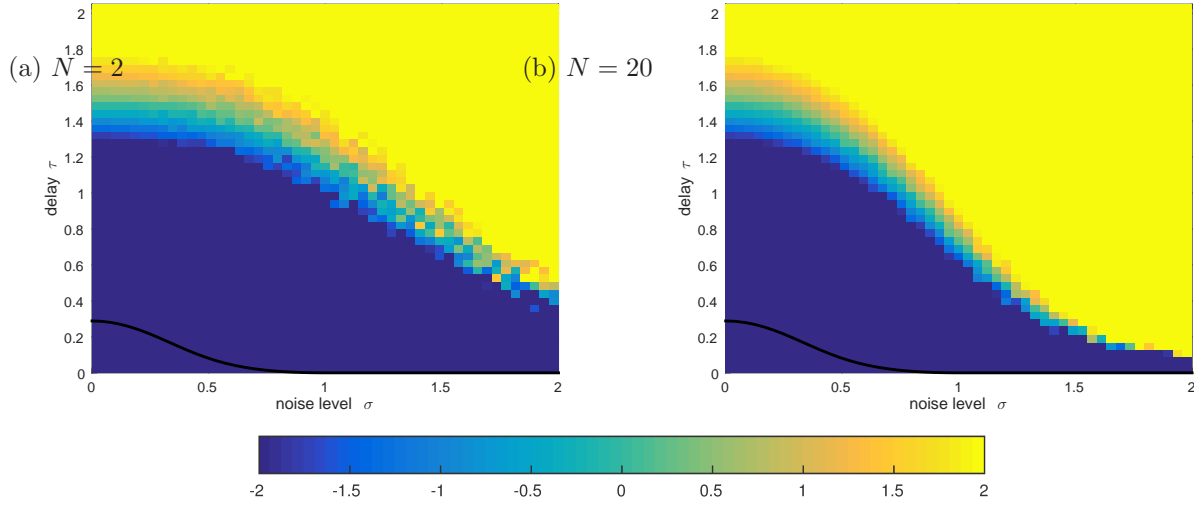


Figure 3: Decadic logarithm of the indicator  $I_{\sigma, \tau}$ , given by (39), for Monte Carlo simulations of the system (8) with  $Q = 100$  paths on the time interval  $[0, 30]$  subject to the initial condition (38), with  $\lambda = 1$ ,  $(\sigma, \tau) \in [0, 2] \times [0, 2]$ . The dark blue regions (colour online) indicate “numerical flocking”. The solid line indicates the critical value  $\tau_c$  given by formula (17) for  $\lambda = 1$  as a function of  $\sigma$ . The number of individuals is: (a)  $N = 2$ ; and (b)  $N = 20$ .

where  $\mathbf{v}_{t_k}^q$  is the  $q$ -th path in the Monte Carlo simulation of (1)–(2) at time  $t_k = k\Delta t$ . We say that *numerical flocking* takes place when  $I_{\sigma, \tau} < 10^{-2}$ . The background colour in Figure 3 encodes the decadic logarithm of the indicator, and the dark blue region indicates numerical flocking. We observe that the region of numerical flocking is only weakly influenced by the number of agents  $N$ . This is in agreement with the fact that the flocking condition (17) in Theorem 2 does not depend on  $N$ . The increased smoothness of the colour transition when  $N = 20$  is a consequence of the law of large numbers. For comparison, the critical value  $\tau_c$  given by formula (17) for  $\lambda = 1$  as a function of  $\sigma$  is indicated by the solid line in both panels. The comparison with the numerical results suggests that the condition (17) is far from optimal.

#### 4.4 Numerical study of the delayed Cucker-Smale system with multiplicative noise

Finally, we present results of numerical simulations of the system (1)–(2) in the one-dimensional setting  $d = 1$  with the communication rates  $\psi_{ij} = \psi(|x_i - x_j|)$  and  $\psi$  given by (5). As in Section 4.3, our goal is to characterize the asymptotic behaviour of the solutions in dependence on the parameter values, however, we are facing additional difficulties here. In particular, the asymptotic behaviour of the solution may depend nontrivially on the initial condition, as we show in Figure 4. Since a systematic study taking this effect into account is beyond the scope of this paper, we will impose the same type of initial condition for all our simulations. In particular, we prescribe constant zero value for the  $\mathbf{x}$ -variables,

$$x_i(t) \equiv 0 \quad \text{for } t \in (-\tau, 0], \quad i = 1, 2, \dots, N. \quad (40)$$

For the  $\mathbf{v}$ -variables we impose again the initial datum (38).

We perform Monte Carlo simulations of the system (1)–(2), (5) with  $N \in \{2, 20\}$  and  $\beta = 0.1$  (strong coupling) and  $\beta = 1$  (weak coupling). As in Section 4.3, we fix  $\lambda = 1$  and divide the domain  $[0, 2] \times [0, 2]$

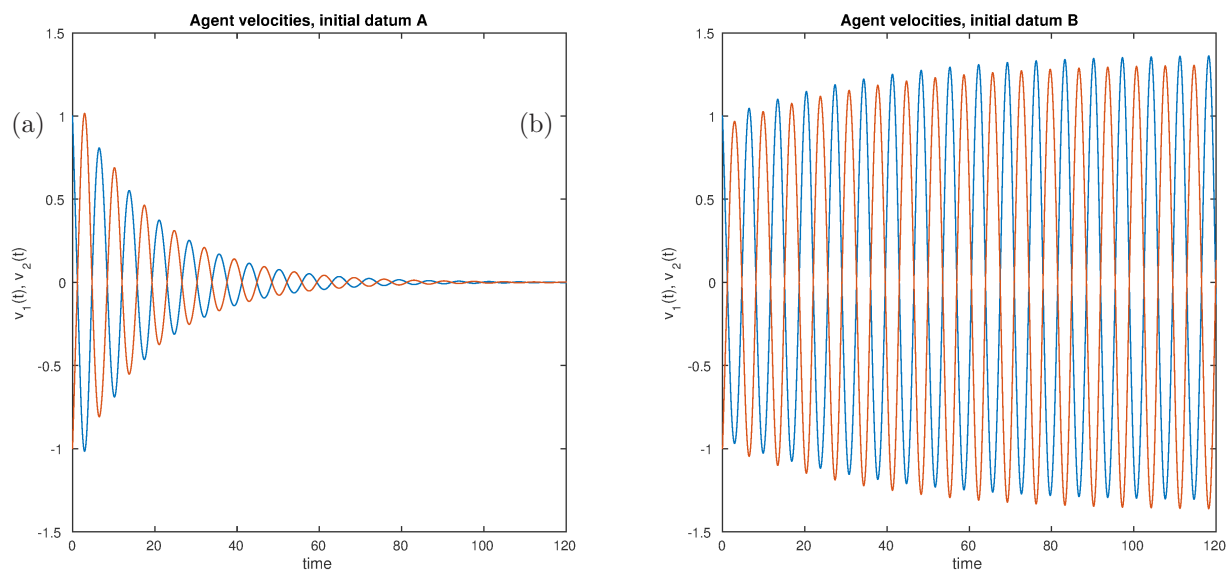


Figure 4: Numerical simulations of the system (1)–(2), (5) with parameter values  $N = 2$ ,  $\lambda = 1$ ,  $\beta = 0.1$ ,  $\sigma = 0$  and  $\tau = 1.75$ . Both simulations are performed on the time interval  $[0, 120]$  with discrete timestep  $\Delta t = 10^{-3}$ . The initial condition for  $v$  is  $v_1(t) \equiv 1$ ,  $v_2(t) \equiv -1$  for  $t \in (-\tau, 0]$  in both cases. The initial condition for  $x$  is: (a)  $x_1(t) \equiv -1$ ,  $x_2(t) \equiv 1$ ; (b)  $x_1(t) \equiv 1$ ,  $x_2(t) \equiv -1$ . The plots show the velocities of the two agents (red and blue, colour online) as functions of time.

for  $(\sigma, \tau)$  into  $50 \times 50$  equidistant  $(\sigma, \tau)$ -pairs. For each pair of the parameter values we perform a Monte Carlo simulation with  $Q = 100$  paths over the time interval  $[0, T]$  with  $T = 30$ . We use the Euler-Maruyama method for discretization of (1)–(2) with timestep  $\Delta t = 10^{-3}$ . To classify the asymptotic behaviour of the solution, we again use the indicator (39) and say that *numerical flocking* takes place when  $I_{\sigma, \tau} < 10^{-2}$ . The background colour in Figure 5 encodes the decadic logarithm of the indicator, and the dark blue region indicates numerical flocking.

In the top left panel we indicate by an arrow the point  $(\sigma, \tau) = (0, 1.75)$  that corresponds to the parameter setting in Figure 4; however, note that the initial conditions for  $x_i$  in Figure 4 differ from (40). We see that the indicated point lies close to the boundary of the dark blue region, i.e., in the “transition zone” between numerical flocking and non-flocking. We hypothesize that this is why we were able to observe the two qualitatively different kinds of asymptotic behaviour in Figure 4 even if the initial datum for the  $\mathbf{v}$ -variables is the same in both cases. Again, a systematic study of this hypothesis is beyond the scope of this paper.

In Figure 5 we observe that the region of numerical flocking is only weakly influenced by the number of agents  $N$ . This is in agreement with the fact that the flocking condition (17) in Theorem 2 does not depend on  $N$ . The increased smoothness of the colour transition when  $N = 20$  is a consequence of the law of large numbers. On the other hand, we can distinguish two distinct types of patterns, one similar to Figure 2 for the strong coupling case  $\beta = 0.1$  (Figures 5(a) and 5(b)), and a semicircular pattern for the weak coupling case  $\beta = 1$  (Figures 5(c) and 5(d)). In particular, the result for the weak coupling case is somewhat surprising – it suggests that for low levels of noise ( $\sigma \lesssim 0.6$ ), introduction of intermediate delays ( $0.3 \lesssim \tau \lesssim 1.8$ ) may facilitate flocking. This is further supported by Figure 6 where we plot sample solutions of (1)–(2), (5) for  $N = 2$ ,  $\beta = 1$ ,  $\sigma = 0$  (Figure 6(a)),  $\sigma = 0.5$  (Figure 6(b)) and three different values of the delay  $\tau \in \{0, 1, 2\}$ . We observe that while for  $\tau = 0$  and  $\tau = 2$  the agents do not show tendency to converge to a common velocity during the indicated time interval, they exhibit numerical flocking for the intermediate value  $\tau = 1$ . We will call this observation *time-delay induced flocking*.

Let us note that the results presented in Figure 6 do not contradict our analytical results. In particular, condition (17) gives  $\tau < \sqrt{2}/4 \doteq 0.35$  if  $\sigma = 0$  and  $\tau < (-1/2 + \sqrt{11/8})/4 \doteq 0.17$  if  $\sigma = 0.5$ , so it is only satisfied for the simulations in the panels corresponding to  $\tau = 0$  in Figure 6. Therefore, statement of Lemma 3 applies. The (expectation of) the Lyapunov function (24) decreases in time for these two simulations.

To gain a further understanding of the interesting phenomenon of time-delay induced flocking, we run systematic simulations of the system (1)–(2), (5) with different values of  $\beta \in [0.5, 2.5]$ ,  $\tau \in [0, 2]$  and  $\sigma \in \{0, 0.5\}$ . We calculate the indicator  $I_{\beta, \tau}$  as in (39) with  $Q = 1$  for  $\sigma = 0$  (there is no need to run more than one path for the case without noise) and  $Q = 100$  Monte Carlo paths for  $\sigma = 0.5$ . The decadic logarithm of  $I_{\beta, \tau}$  is plotted in Figure 7 and we again use the threshold  $I_{\beta, \tau} < 10^{-2}$  to define numerical flocking (dark blue regions in Figure 7). We observe that there exists (for  $\beta$  sufficiently large) a region of intermediate values of  $\tau$  where numerical flocking takes place, while it does not for smaller or larger  $\tau$  values. Moreover, we see that noise has a disruptive influence on flocking (the dark blue region is smaller in Figure 7(b) compared to Figure 7(a)).

## 5 Discussion

We have studied a generalization of the Cucker-Smale model accounting for measurement errors through introduction of multiplicative white noise, and for delays in information processing. This has led to a system of stochastic delayed differential equations (1)–(2). In Section 3, we have considered the communication rates between agents as given stochastic processes, and derived a sufficient condition for *flocking*, which we define as asymptotic convergence of the agents’ velocities towards a common value. The condition is given in terms of the critical delay that guarantees flocking as a function of the noise level. Our analysis is based on a construction of a suitable Lyapunov function for the system and a study of its decay. As a byproduct of the analysis, we obtain a sufficient condition for asymptotic convergence of delayed geometric Brownian motion.

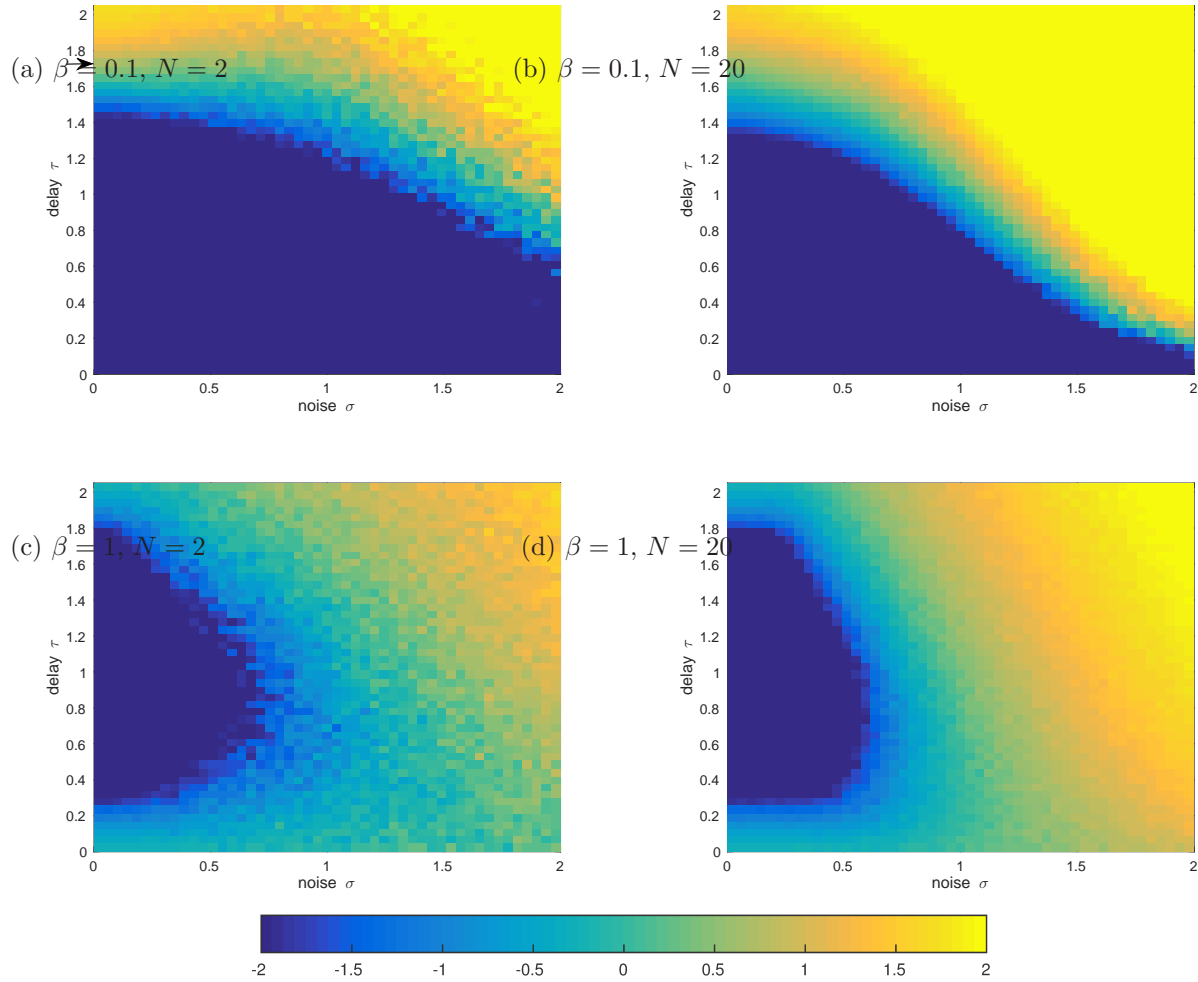


Figure 5: Decadic logarithm of the indicator  $I_{\sigma, \tau}$ , given by (39), for Monte Carlo simulations of the system (1)–(2), (5) with  $Q = 100$  paths on the time interval  $[0, 30]$  subject to the initial conditions (38) and (40), with  $\lambda = 1$  and  $(\sigma, \tau) \in [0, 2] \times [0, 2]$ . The dark blue regions (colour online) indicate numerical flocking. The arrow in the top left panel indicates the point  $(\sigma, \tau) = (0, 1.75)$  that corresponds to the parameter setting in Figure 4. We use: (a)  $\beta = 0.1, N = 2$ ; (b)  $\beta = 0.1, N = 20$ ; (c)  $\beta = 1, N = 2$ ; and (d)  $\beta = 1, N = 20$ .

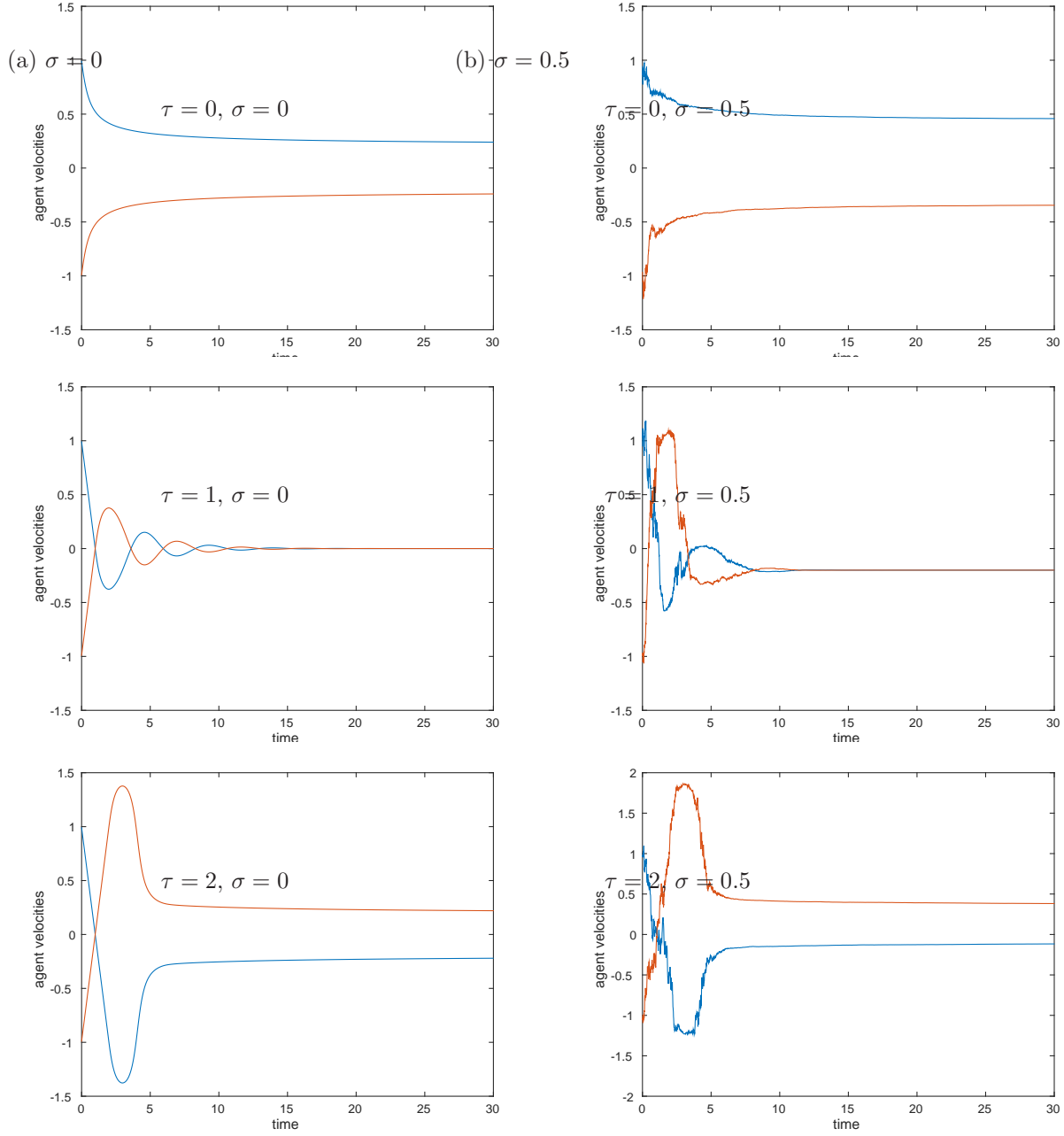


Figure 6: Agents velocities  $v_1(t), v_2(t)$  in sample solutions of the system (1)–(2), (5) with  $N = 2$ ,  $\lambda = 1$ ,  $\beta = 1$  (weak coupling), on the time interval  $[0, 30]$  subject to the initial conditions (38) and (40). We use: (a)  $\sigma = 0$ ; and (b)  $\sigma = 0.5$ .

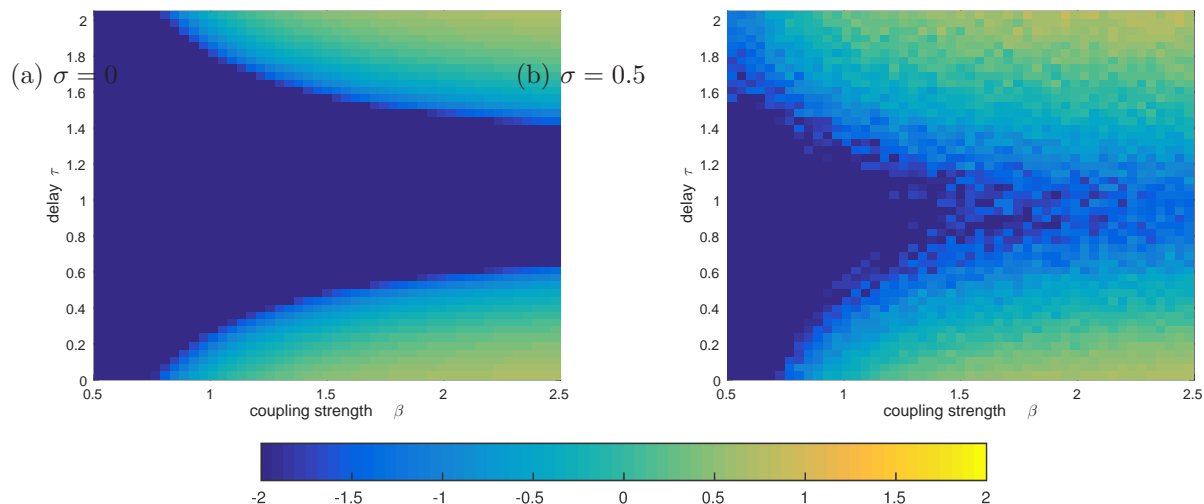


Figure 7: Decadic logarithm of the indicator  $I_{\beta, \tau}$  for simulations of the system (1)–(2), (5) on the time interval  $[0, 30]$  with  $\lambda = 1$ ,  $N = 2$ ,  $(\beta, \tau) \in [0.5, 2.5] \times [0, 2]$ . We use: (a)  $\sigma = 0$ ,  $Q = 1$ ; and (b)  $\sigma = 0.5$ ,  $Q = 100$ . The dark blue regions (colour online) indicate numerical flocking.

The second part of the paper is devoted to systematic numerical simulations. First, we perform Monte Carlo simulations of delayed geometric Brownian motion and evaluate its asymptotic behaviour based on a suitable “numerical indicator”. This led to the conclusion that the analytically derived sufficient condition for asymptotic convergence is qualitatively right - the convergence deteriorates with increasing noise level and delay. However, quantitatively it is far from optimal. Next, we simulate the Cucker-Smale type system with fixed communication rates and again compare with the analytical result. As before, the comparison shows that, while qualitatively correct, the analytical formula produces too restrictive critical delays. Finally, we simulate the full Cucker-Smale system with delays and multiplicative noise. We use two regimes for the dependence of the communication rates on the agents’ distances: the strong coupling regime, which leads to *unconditional flocking* in the “classical” Cucker-Smale model, and the weak coupling regime, where flocking may or may not take place. In the strong coupling regime the numerical picture is similar to the previous simulation with fixed communication rates. On the other hand, in the weak coupling regime we observe a somehow surprising behaviour of the system - namely, that an introduction of intermediate time delay may facilitate flocking. We call this phenomenon “delay induced flocking”.

Our paper leaves several open questions. First of all, our analytical flocking condition is too restrictive compared to numerical results, so efforts should be made to improve it. Moreover, the analysis applied to the case when the communication rates are given and satisfying a certain structural assumption. This is in fact against the spirit of the original Cucker-Smale model where the communication rates depend on the mutual distances between agents. A possible extension of our analysis to this case remains an open problem. The main difficulty is due to the fact that it is not clear how to apply the classical bootstrapping argument that bounds the velocity fluctuations in terms of fluctuations in positions and vice versa. For the numerical part, it would be desirable to apply some multilevel Monte Carlo or importance sampling technique to obtain more accurate results. Moreover, the influence of the initial condition on the asymptotic behaviour should be studied. Finally, the interesting phenomenon of “delay induced flocking” deserves a detailed study, both from the analytical and numerical point of view.

## References

- [1] S. AHN, AND S.-Y. HA, *Stochastic flocking dynamics of the Cucker-Smale model with multiplicative white noises*, Journal of Mathematical Physics 51, 2010, pp. 103301.
- [2] A. AMMAN, E. SCHÖLL, AND W. JUST, *Some basic remarks on eigenmode expansions of time-delay dynamics*, Physica A 373, 2007.
- [3] J. APPLEBY, X. MAO, AND M. RIEDLE, *Geometric Brownian motion with delay: mean square characterisation*, Proceedings of The American Mathematical Society 137 (1), 2009, pp. 339–348.
- [4] J. CARRILLO, M. FORNASIER, J. ROSADO, AND G. TOSCANI, *Asymptotic Flocking Dynamics for the kinetic Cucker-Smale model*, SIAM Journal on Mathematical Analysis 42 (1), 2010, pp. 218–236.
- [5] J. CARRILLO, M. FORNASIER, G. TOSCANI, AND F. VECIL, *Particle, kinetic, and hydrodynamic models of swarming*, In Naldi, G., Pareschi, L., Toscani, G. (eds.), *Mathematical Modeling of Collective behaviour in Socio-Economic and Life Sciences*, Series: Modelling and Simulation in Science and Technology, Birkhäuser, 2010, pp. 297–336.
- [6] F. CUCKER, AND S. SMALE, *Emergent behaviour in flocks*, IEEE Transactions on Automatic Control 52, 2007, pp 852–862.
- [7] F. CUCKER, AND S. SMALE, *On the mathematics of emergence*, Japanese Journal of Mathematics 2, 2007, pp. 197–227.
- [8] L. EL'SGOL'TS, AND S. NORKIN, TRANSLATED BY J. CASTI, *Introduction to the theory and application of differential equations with deviating arguments*, Academic Press, New York, 1973.
- [9] R. ERBAN, *From molecular dynamics to Brownian dynamics*, Proceedings of the Royal Society A 470, 2014, 20140036.
- [10] R. ERBAN AND J. HASKOVEC, *From individual to collective behaviour of coupled velocity jump processes: a locust example*, Kinetic and Related Models 5(4), 2012, pp. 817–842
- [11] B. FRANZ, J. TAYLOR-KING, C. YATES AND R. ERBAN, *Hard-sphere interactions in velocity jump models*, submitted to Physical Review E, available as <http://arxiv.org/abs/1409.7959> (2014)
- [12] S. GILLOUZIC, *Fokker-Planck approach to stochastic delay differential equations*, Thesis, Ottawa, Canada, 2000.
- [13] S.-Y. HA, K. LEE, AND D. LEVY, *Emergence of time-asymptotic flocking in a stochastic Cucker-Smale system*, Communication in Mathematical Sciences 7, 2009, pp. 453–469.
- [14] S.-Y. HA, AND J.-G. LIU, *A simple proof of the Cucker-Smale flocking dynamics and mean-field limit*, Communication in Mathematical Sciences 7, 2009, pp. 297–325.
- [15] J. HASKOVEC, *Flocking dynamics and mean-field limit in the Cucker-Smale-type model with topological interactions*, Physica D - Nonlinear Phenomena 261, 2013, pp. 42–51.
- [16] S. JUNEJA, AND P. SHAHABUDDIN, *Rare-event Simulation Techniques: An Introduction and Recent Advances*, In: Shane G. Henderson and Barry L. Nelson, Editor(s), *Handbooks in Operations Research and Management Science*, Elsevier, Vol. 13, 2006, pp. 291–350.
- [17] V. KOLMANOVSKII, AND A. MYSHKIS, *Applied theory of functional differential equations*, Kluwer, Boston, 1992.



- [18] Y. LIU, AND J. WU, *Flocking and asymptotic velocity of the Cucker-Smale model with processing delay*, Journal of Mathematical Analysis and Applications 415, 2014, pp. 53–61.
- [19] X. MAO, *Stochastic Differential Equations and Applications*, Second Edition, Horwood Publishing Limited, 2007.
- [20] X. MAO, *Stability and stabilisation of stochastic differential delay equations*, IET Control Theory Appl. 1 (6), pp. 1551–1566, 2007.
- [21] S. MOTSCH, AND E. TADMOR, *A new model for self-organized dynamics and its flocking behaviour*, Journal of Statistical Physics 144, 2011, pp. 923–947.
- [22] B. ØKSENDAL, *Stochastic Differential Equations*, Springer-Verlag Heidelberg New York, 2000.
- [23] L. PARESCHI, AND G. TOSCANI, *Interacting Multiagent Systems: Kinetic equations and Monte Carlo methods*, Oxford University Press, 2014.
- [24] J. PESZEK, *Existence of piecewise weak solutions of a discrete Cucker-Smale’s flocking model with a singular communication weigh*, Journal of Differential Equations 257 (8), 2014, pp. 2900–2925.
- [25] H. SMITH, *An Introduction to Delay Differential Equations with Applications to the Life Sciences*, Springer New York Dordrecht Heidelberg London, 2011.
- [26] D. SUMPTER, *Collective Animal Behavior*, Princeton University Press, 2010.
- [27] Y. SUN, W. LIN AND R. ERBAN, *Time delay can facilitate coherence in self-driven interacting particle systems*, Physical Review E 90(6), 2014, 062708.
- [28] S.-Y. HA, AND E. TADMOR, *From particle to kinetic and hydrodynamic descriptions of flocking*, Kinetic and Related models 1, 2008, pp. 315–335.
- [29] T. TON, N. LINH, AND A. YAGI, *Flocking and non-flocking behaviour in a stochastic Cucker-Smale system*, Analysis and Applications 12 (1), 2014, pp. 63-73.
- [30] J. TAYLOR-KING, B. FRANZ, C. YATES AND R. ERBAN, *Mathematical modelling of turning delays in swarm robotics*, IMA Journal of Applied Mathematics 2015, doi: 10.1093/imamat/hxv001.
- [31] T. VICSEK, AND A. ZAFEIRIS, *Collective motion*, Physics Reports, 2012.