

On the Effective Size of a Non-Weyl Graph

Jiří Lipovský

Department of Physics, Faculty of Science, University of Hradec Králové,
Rokitanského 62, 500 03 Hradec Králové, Czechia

E-mail: jiri.lipovsky@uhk.cz

June 2016

Abstract. We show how to find the coefficient by the leading term of the resonance asymptotics using the method of pseudo orbit expansion for quantum graphs which do not obey the Weyl asymptotics. For a non-Weyl graph we develop a method how to reduce the number of edges of a corresponding directed graph. Through this method we prove bounds on the above coefficient depending on the structure of the graph for graphs with the same lengths of internal edges. We explicitly find the positions of the resolvent resonances.

PACS numbers: 03.65.Ge, 03.65.Nk, 02.10.Ox

Keywords: quantum graphs, resonances, Weyl asymptotics

1. Introduction

Quantum graphs have been intensively studied mainly in the last thirty years. There is extensive bibliography we refer to, e.g. the book [BK13], the proceedings [AGA08] and references therein. One of the models studied are quantum graphs with attached semiinfinite leads. For this model, the notion of resonances can be defined; there are two main definitions: resolvent resonances (singularities of the resolvent) and scattering resonances (singularities of the scattering matrix). For the study of resonances in quantum graphs we refer e.g. to [EŠ94, Exn13, Exn97, KS04, BSS10, EL07, EL10].

The problem of finding resonance asymptotics in quantum graphs has been addressed in [DP11, DEL10, EL11]. A surprising observation by Davies and Pushnitski [DP11] shows that a graph has in some cases fewer resonances than one would expect from Weyl asymptotics. Criteria, which can distinguish these non-Weyl graphs from the graphs with regular Weyl asymptotics, have been presented in [DP11] (graphs with standard coupling), and in [DEL10] (graphs with general coupling). Although distinguishing between these two cases is quite easy (it depends on the vertex properties of the graph), finding the leading term of asymptotics, which is closely related to the

“effective size” of the graph, is more difficult since it uses the structure of the whole graph.

In the paper we express the first term of non-Weyl asymptotics using the method of pseudo orbits and find bounds on the effective size that depend on the structure of the graph. The paper is divided into the following eight sections: in the second section we introduce the model itself, in the third section we state known theorems on the asymptotics of the resonances, in the fourth section we develop the method of pseudo orbit expansion for the resonance condition, in the fifth section we state how the effective size can be found for an equilateral graph (a graph with the same lengths of the internal edges), in the sixth section we develop a method that allows us to delete some of the edges of a non-Weyl graph, in the seventh section we state the main theorems on the bounds on the effective size and position of the resonances for equilateral graphs, and finally the eighth section illustrates found results and developed method in three examples.

2. Preliminaries

First, we describe the main notions. We consider a metric graph Γ that consists of the set of vertices \mathcal{V} , the set of N finite internal edges \mathcal{E}_i of lengths ℓ_j (these edges can be parametrized by intervals $(0, \ell_j)$), and the set of M semiinfinite external edges \mathcal{E}_e (parametrized by intervals $(0, \infty)$). The graph is equipped by the second order differential operator H that acts as $-d^2/dx^2$ on internal and external edges. The domain of this operator consists of functions with edge components in Sobolev space $W^{2,2}(e_j)$, and at the same time satisfying the coupling conditions at the vertices

$$(U_j - I)\Psi_j + i(U_j + I)\Psi'_j = 0, \quad (1)$$

where U_j is a $d_j \times d_j$ unitary matrix (d_j is the degree of the vertex), I is a $d_j \times d_j$ identity matrix, Ψ_j is the vector of limits of functional values to the vertex from attached edges and, similarly, Ψ'_j is the vector of limits of outgoing derivatives. This general form of the coupling was independently introduced by Kostykin and Schrader [KS00] and Harmer [Har00].

There is a trick shown in [EL10, Kuc08] how to describe the coupling on the whole graph by one big $(2N + M) \times (2N + M)$ unitary matrix U that is similar to a block diagonal matrix with blocks U_j . (Square matrices A and B are similar if there exists a regular square matrix P such that $A = PBP^{-1}$.) This matrix encodes not only the coupling but also the topology of the graph.

$$(U - I)\Psi + i(U + I)\Psi' = 0. \quad (2)$$

In the previous equation I is $(2N + M) \times (2N + M)$ identity matrix, and the vectors Ψ and Ψ' consist of entries Ψ_j and Ψ'_j . This coupling condition corresponds to a graph where all the vertices are joined into one vertex.

One can describe the effective coupling on the compact part of the graph using energy-dependent $2N \times 2N$ coupling matrix $\tilde{U}(k)$, where k is the square root of energy.

There is a straightforward way [EL10] how to construct this effective coupling matrix by a standard method by Schur, etc.

$$\tilde{U}(k) = U_1 - (1 - k)U_2[(1 - k)U_4 - (1 + k)I]^{-1}U_3, \quad (3)$$

where the matrices U_1, \dots, U_4 are blocks of the matrix $U = \begin{pmatrix} U_1 & U_2 \\ U_3 & U_4 \end{pmatrix}$; U_1 corresponds to coupling between internal edges, U_4 corresponds to coupling between external edges, and U_2 and U_3 correspond to the mixed coupling. The coupling condition has a similar form to (2) with U replaced by $\tilde{U}(k)$ and I meaning now $2N \times 2N$ identity matrix.

3. Asymptotics of the number of resonances

We are interested in asymptotical behavior of the number of resolvent resonances of the system. The *resolvent resonance* is usually defined as the pole of the meromorphic continuation of the resolvent $(H - \lambda \text{id})^{-1}$ into the second sheet. The resolvent resonances can be obtained by the method of complex scaling (more on that in [EL07]). We use a simpler but equivalent definition.

Definition 3.1. *We call $\lambda = k^2$ a resolvent resonance if there exists a generalized eigenfunction $f \in L^2_{\text{loc}}(\Gamma)$, $f \neq 0$ satisfying $-f''(x) = k^2 f(x)$ on all edges of the graph and fulfilling the coupling conditions (1) that on all external edges behaves as $c_j e^{ikx}$.*

This definition is equivalent to the previously mentioned one because these generalized eigenfunctions (which, of course, are not square integrable), become after complex scaling square integrable. It was proven in [EL07] that the set of resolvent resonances is equal to the union of the set of scattering resonances, and the eigenvalues with the eigenfunctions supported only on the internal part of the graph.

We define the counting function $N(R)$ that counts the number of all resolvent resonances including their multiplicities contained in the circle of radius R in the k -plane. One should note that by this method we count twice more resonances than in the energy plane. This is clear for the case of a compact graph because k and $-k$ correspond to the same eigenvalue.

Asymptotics of the resonances in most of the quantum graphs obeys Weyl's law – equation (4) with W equal to the sum of the lengths of the internal edges, i.e. $\text{vol } \Gamma$. However, there exist such quantum graphs for which the leading term of the asymptotics is smaller than expected; we call these graphs *non-Weyl*. The problem was studied for graphs with standard coupling (in literature also called Kirchhoff, free or Neumann coupling) in [DP11], and for graphs with general coupling in [DEL10]. We define the standard coupling and state main results presented in these papers.

Definition 3.2. *For the standard coupling functional values are continuous at each vertex and the sum of outgoing derivatives is equal to zero, i.e. for the vertex v with degree d we have*

$$f_i(v) = f_j(v) \equiv f(v), \quad \forall i, j \in 1, \dots, d,$$

$$\sum_{j=1}^d f'_j(v) = 0.$$

Theorem 3.3. (Davies and Pushnitski)

Let us assume a graph Γ with standard coupling at all vertices and the sum of the lengths of all internal edges equal to $\text{vol}\Gamma$. Then the number of resolvent resonances has the following asymptotics

$$N(R) = \frac{2}{\pi}WR + \mathcal{O}(1), \quad \text{as } R \rightarrow \infty,$$

where $0 \leq W \leq \text{vol}\Gamma$. One has $W < \text{vol}\Gamma$ iff there exists at least one balanced vertex, i.e. a vertex that connects the same number of internal and external edges.

Theorem 3.4. (Davies, Exner and Lipovský)

Let us assume a graph Γ with general coupling (2) and with the sum of the internal edges equal to $\text{vol}\Gamma$. The number of resolvent resonances has the asymptotics

$$N(R) = \frac{2}{\pi}WR + \mathcal{O}(1), \quad \text{as } R \rightarrow \infty, \tag{4}$$

where $0 \leq W \leq \text{vol}\Gamma$. One has $W < \text{vol}\Gamma$ (the graph is non-Weyl) iff the effective coupling matrix $\tilde{U}(k)$ has at least one eigenvalue equal to either $\frac{1+k}{1-k}$ or $\frac{1-k}{1+k}$ for all k .

While it is quite easy to find whether a graph is Weyl or non-Weyl (it depends only on the vertex properties of the graph), determining the coefficient W (the effective size of the graph) is more complicated, because it depends on the properties of the whole graph. It is illustrated e.g. in Theorem 7.3 in [DEL10].

4. Pseudo orbit expansion for the resonance condition

There is a theory developed showing how to find the spectrum of a compact quantum graph by the pseudo orbit expansion (see e.g. [BHJ12, KS99]). In this section we adjust this method to find the resonance condition. The idea is to find the effective vertex-scattering matrix that acts only on the compact part of the graph. The vertex-scattering matrix maps the vector of amplitudes of the incoming waves to the vertex into the vector of amplitudes of the outgoing waves. We show that in the case of standard coupling this matrix is not energy dependent and has a nicely arranged form.

Definition 4.1. Let us assume a vertex v of the graph Γ . Let there be n internal edges emanating from v , all parametrized by $(0, \ell_j)$ with $x = 0$ corresponding to v , and m halflines. Let the solution of Schrödinger equation on these internal edges be $f_j(x) = \alpha_j^{\text{in}}e^{-ikx} + \alpha_j^{\text{out}}e^{ikx}$, $j = 1, \dots, n$ and on the external edges $g_s(x) = \beta_s e^{ikx}$, $s = 1, \dots, m$. Then the $n \times n$ effective vertex-scattering matrix $\tilde{\sigma}^{(v)}$ is given by the relation $\vec{\alpha}_v^{\text{out}} = \tilde{\sigma}^{(v)}\vec{\alpha}_v^{\text{in}}$, where $\vec{\alpha}_v^{\text{in}}$ and $\vec{\alpha}_v^{\text{out}}$ are vectors with entries α_j^{in} and α_j^{out} , respectively.

For the next theorem we drop the superscript or subscript v denoting the vertex in coupling and vertex-scattering matrices.

Theorem 4.2. (general form of the effective vertex-scattering matrix)

Let us consider a non-compact graph Γ with the coupling at the vertex v given by (1) and the matrix U . Let the vertex v connect n internal edges and m external edges. Let the matrix I be $(n+m) \times (n+m)$ identity matrix and by I_n we denote the $n \times n$ identity matrix and by I_m the $m \times m$ identity matrix. Then the effective vertex-scattering matrix is given by $\tilde{\sigma}(k) = -[(1-k)\tilde{U}(k) - (1+k)I_n]^{-1}[(1+k)\tilde{U}(k) - (1-k)I_n]$. The inverse relation is $\tilde{U}(k) = [(1+k)\tilde{\sigma}(k) + (1-k)I_n][(1-k)\tilde{\sigma}(k) + (1+k)I_n]^{-1}$.

Proof. Let the wavefunction components on the internal edges emanating from the vertex v be $f_j(x) = \alpha_j^{\text{in}}e^{-ikx} + \alpha_j^{\text{out}}e^{ikx}$ and on the external edges $g_j(x) = \beta_j e^{ikx}$. The vector of functional values therefore is $\Psi = \begin{pmatrix} \vec{\alpha}^{\text{in}} + \vec{\alpha}^{\text{out}} \\ \vec{\beta} \end{pmatrix}$ and the vector of outgoing derivatives is $\Psi' = ik \begin{pmatrix} -\vec{\alpha}^{\text{in}} + \vec{\alpha}^{\text{out}} \\ \vec{\beta} \end{pmatrix}$. The coupling condition (1) gives

$$(U - I) \begin{pmatrix} \vec{\alpha}^{\text{in}} + \vec{\alpha}^{\text{out}} \\ \vec{\beta} \end{pmatrix} + ik(U + I) \begin{pmatrix} -\vec{\alpha}^{\text{in}} + \vec{\alpha}^{\text{out}} \\ \vec{\beta} \end{pmatrix} = 0.$$

Hence we have the set of equations

$$\begin{aligned} [U_1 - I_n - k(U_1 + I_n)]\vec{\alpha}^{\text{out}} + [(U_1 - I_n) + k(U_1 + I_n)]\vec{\alpha}^{\text{in}} + (1-k)U_2\vec{\beta} &= 0, \\ (1-k)U_3\vec{\alpha}^{\text{out}} + (1+k)U_3\vec{\alpha}^{\text{in}} + [(U_4 - I_m) - k(U_4 + I_m)]\vec{\beta} &= 0. \end{aligned}$$

Expressing $\vec{\beta}$ from the second equation and substituting it in the first one one has

$$\begin{aligned} \{(1-k)U_1 - (1+k)I_n - (1-k)U_2[(1-k)U_4 - (1+k)I_m]^{-1}(1-k)U_3\}\vec{\alpha}^{\text{out}} + \\ + \{(1+k)U_1 - (1-k)I_n - (1-k)U_2[(1-k)U_4 - (1+k)I_m](1+k)U_3\}\vec{\alpha}^{\text{in}} &= 0, \end{aligned}$$

from which using (3) the claim follows. Expressing the inverse relation is straightforward. \square

Using the previous theorem one can straightforwardly compute the effective vertex-scattering matrix for standard conditions.

Corollary 4.3. Let v be a vertex with n internal and m external edges with standard coupling conditions (i.e. $U = \frac{2}{n+m}J_{n+m} - I_{n+m}$, where J_n denotes $n \times n$ matrix with all entries equal to one). Then the effective vertex-scattering matrix is $\tilde{\sigma}(k) = \frac{2}{n+m}J_n - I_n$, in particular, for a balanced vertex we have $\tilde{\sigma}(k) = \frac{1}{n}J_n - I_n$.

Proof. There are two ways how to prove this corollary. The first is to compute the effective vertex-scattering matrix from the definition in a similar way to the proof of Theorem 4.2. The latter, to some extent longer, but straightforward, uses the Theorem 4.2 itself. Using the formula $(aJ_n + bI_n)^{-1} = \frac{1}{b} \left(-\frac{a}{an+b}J_n + I_n \right)$ we compute the effective coupling matrix and obtain $\tilde{U}(k) = \frac{2}{km+n}J_n - I_n$. Substituting it in the formula in Theorem 4.2 and using the above expression of the inverse matrix, and minding the fact that $J_n \cdot J_n = nJ_n$ one obtains the result. \square

Having defined the effective vertex-scattering matrix, we can proceed to the lines of the method shown in [BHJ12]. The only difference is that the vertex-scattering matrix $\sigma^{(v)}$ introduced in [BHJ12] is replaced by the effective vertex-scattering matrix $\tilde{\sigma}^{(v)}$. We replace the graph Γ by a compact oriented graph Γ_2 that is constructed from the compact part of Γ by the following rule: each internal edge e_j of the graph Γ is replaced by two oriented edges (bonds) b_j, \hat{b}_j of the same length as e_j ; the oriented edges b_j and \hat{b}_j have the opposite orientations. On these edges we use the ansatz

$$\begin{aligned} f_{b_j}(x) &= \alpha_{b_j}^{\text{in}} e^{-ikx_{b_j}} + \alpha_{b_j}^{\text{out}} e^{ikx_{b_j}}, \\ f_{\hat{b}_j}(x) &= \alpha_{\hat{b}_j}^{\text{in}} e^{-ikx_{\hat{b}_j}} + \alpha_{\hat{b}_j}^{\text{out}} e^{ikx_{\hat{b}_j}}, \end{aligned}$$

where x_{b_j} is the coordinate on the bond b_j and $x_{\hat{b}_j}$ is the coordinate on the bond \hat{b}_j . Since there is a relation $x_{b_j} + x_{\hat{b}_j} = \ell_{b_j}$ with $\ell_{b_j} \equiv \ell_j$ being the lengths of the bond b_j or \hat{b}_j , and since the functional values for both directed bonds must correspond to each other ($f_{b_j}(x_{b_j}) = f_{\hat{b}_j}(\ell_j - x_{\hat{b}_j})$), we obtain the following relations between coefficients

$$\alpha_{b_j}^{\text{in}} = e^{ik\ell_j} \alpha_{\hat{b}_j}^{\text{out}}, \quad \alpha_{\hat{b}_j}^{\text{in}} = e^{ik\ell_j} \alpha_{b_j}^{\text{out}}. \quad (5)$$

Now we define several matrices that we will use later.

Definition 4.4. *The matrix $\tilde{\Sigma}(k)$ (which is in general energy-dependent) is a matrix that is similar to a block diagonal matrix with blocks $\tilde{\sigma}_v(k)$. The similarity transformation is transformation from the basis*

$$\vec{\alpha} = (\alpha_{b_1}^{\text{in}}, \dots, \alpha_{b_N}^{\text{in}}, \alpha_{\hat{b}_1}^{\text{in}}, \dots, \alpha_{\hat{b}_N}^{\text{in}})^{\text{T}}$$

to the basis

$$(\alpha_{b_{v_1 1}}^{\text{in}}, \dots, \alpha_{b_{v_1 d_1}}^{\text{in}}, \alpha_{b_{v_2 1}}^{\text{in}}, \dots, \alpha_{b_{v_2 d_2}}^{\text{in}}, \dots)^{\text{T}},$$

where $b_{v_1 j}$ is the j -th edge ending in the vertex v_1 .

Furthermore, we define $2N \times 2N$ matrices $Q = \begin{pmatrix} 0 & I_N \\ I_N & 0 \end{pmatrix}$, scattering matrix $S(k) = Q\tilde{\Sigma}(k)$ and

$$L = \text{diag}(\ell_1, \dots, \ell_N, \ell_1, \dots, \ell_N).$$

Using these matrices we can state the following theorem.

Theorem 4.5. *The resonance condition is given by*

$$\det(e^{ikL} Q \tilde{\Sigma}(k) - I_{2N}) = 0.$$

Proof. If we define $\vec{\alpha}_b^{\text{in}} = (\alpha_{b_1}^{\text{in}}, \dots, \alpha_{b_N}^{\text{in}})^{\text{T}}$ and similarly for the outgoing amplitudes and bonds in the opposite direction \hat{b}_j , we can subsequently obtain

$$\begin{pmatrix} \vec{\alpha}_b^{\text{in}} \\ \vec{\alpha}_{\hat{b}}^{\text{in}} \end{pmatrix} = e^{ikL} \begin{pmatrix} \vec{\alpha}_b^{\text{out}} \\ \vec{\alpha}_{\hat{b}}^{\text{out}} \end{pmatrix} = e^{ikL} Q \begin{pmatrix} \vec{\alpha}_b^{\text{out}} \\ \vec{\alpha}_{\hat{b}}^{\text{out}} \end{pmatrix} = e^{ikL} Q \tilde{\Sigma}(k) \begin{pmatrix} \vec{\alpha}_b^{\text{in}} \\ \vec{\alpha}_{\hat{b}}^{\text{in}} \end{pmatrix}.$$

First we used relations (5) and then definitions of matrices Q and $\tilde{\Sigma}$. Since the vectors on the lhs and rhs are the same, the equation of the solvability of the system gives the resonance condition. \square

Now we define orbits on the graph using the same notation as in [BHJ12].

Definition 4.6. A periodic orbit γ on the graph Γ_2 is a closed path that begins and ends in the same vertex. It can be denoted by the directed edges that it subsequently contains, e.g. $\gamma = (b_1, b_2, \dots, b_n)$. Cyclic permutation of directed bonds does not change the periodic orbit. A pseudo orbit is a collection of periodic orbits ($\tilde{\gamma} = \{\gamma_1, \gamma_2, \dots, \gamma_m\}$). An irreducible pseudo orbit $\bar{\gamma}$ is a pseudo orbit that contains no directed bond more than once. The metric length of a periodic orbit is defined as $\ell_\gamma = \sum_{b_j \in \gamma} \ell_{b_j}$; the length of a pseudo orbit is the sum of the lengths of all periodic orbits the pseudo orbit is composed of. We denote the product of scattering amplitudes along the periodic orbit $\gamma = (b_1, b_2, \dots, b_n)$ as $A_\gamma = S_{b_2 b_1} S_{b_3 b_2} \dots S_{b_1 b_n}$; here $S_{b_i b_j}$ denotes the entry of the matrix S in the row corresponding to the bond b_i and column corresponding to the bond b_j . For a pseudo orbit we define $A_{\tilde{\gamma}} = \prod_{\gamma_j \in \tilde{\gamma}} A_{\gamma_j}$. By $m_{\tilde{\gamma}}$ we denote the number of periodic orbits in the pseudo orbit $\tilde{\gamma}$. The set of irreducible pseudo orbits also contains irreducible pseudo orbit on zero edges with $m_{\tilde{\gamma}} = 0$, $\ell_{\tilde{\gamma}} = 0$ and $A_{\tilde{\gamma}} = 1$.

Without proof, which immediately follows from Theorem 1 in [BHJ12], we give a theorem on finding the resonance condition using pseudo orbits.

Theorem 4.7. The resonance condition is given by

$$\sum_{\tilde{\gamma}} (-1)^{m_{\tilde{\gamma}}} A_{\tilde{\gamma}}(k) e^{ik\ell_{\tilde{\gamma}}} = 0,$$

where the sum goes over all irreducible pseudo orbits $\tilde{\gamma}$.

In order to make a summary, let us highlight the main steps of the pseudo orbit expansion.

- we construct effective vertex-scattering matrices for each vertex (see Theorem 4.2) and we find the scattering matrix $S(k) = Q\tilde{\Sigma}(k)$
- we construct the oriented graph Γ_2 : we “cut off” the halflines and replace each edge of the compact part of Γ by two edges of opposite directions and the same lengths
- for each irreducible pseudo orbit we find $m_{\tilde{\gamma}}$, $\ell_{\tilde{\gamma}}$ and $A_{\tilde{\gamma}}$ (this is found from the scattering matrix or directly from the vertex-scattering matrices)
- we find contribution of each irreducible pseudo orbit on Γ_2 by Theorem 4.7 and sum them up
- the contribution of the irreducible pseudo orbit on zero edges is 1

For illustration of the procedure we refer to the example in subsection 8.1 or to [Lip15].

5. Effective size of an equilateral graph

As we stated in section 3, the effective size of a graph is defined as a $\frac{\pi}{2}$ -multiple of the coefficient of the leading term of the asymptotics. In this section we find the effective size of an equilateral graph from matrices Q and $\tilde{\Sigma}$.

Definition 5.1. *By an equilateral graph we mean a graph that has the same lengths of all internal edges.*

First, we show a general criterion whether the graph is non-Weyl using the notions of Theorem 4.5.

Theorem 5.2. *A graph is non-Weyl iff $\det \tilde{\Sigma}(k) = 0$ for all $k \in \mathbb{C}$. In other words, a graph is non-Weyl iff there exists a vertex for which $\det \tilde{\sigma}_v(k) = 0$ for all $k \in \mathbb{C}$.*

Proof. The term of the determinant in Theorem 4.5, which has the highest multiple of ik in the exponent, is $\det [Q\tilde{\Sigma}(k)] e^{2ik \sum_{j=1}^N \ell_j}$ and the term with the lowest multiple of ik is 1. Theorem 3.1 in [DEL10] shows that the number of zeros of this determinant in the circle of radius R is asymptotically equal to $\frac{2}{\pi} \text{vol } \Gamma$ iff the coefficient by the first term is nonzero. Since multiplying by Q means only rearranging the rows, $\det Q\tilde{\Sigma}(k) = 0$ iff $\det \tilde{\Sigma}(k) = 0$. Since $\tilde{\Sigma}(k)$ is similar to the matrix with blocks $\tilde{\sigma}_v$, the second part of the theorem follows. \square

From this theorem and Corollary 4.3 Theorem 1.2 from [DP11] follows that states that a graph with standard coupling is non-Weyl iff there is a vertex connecting the same number of finite and infinite edges.

Now we state a theorem that gives the effective size of an equilateral graph.

Theorem 5.3. *Let us assume an equilateral graph (all internal edges have lengths ℓ). Then the effective size of this graph is $\frac{\ell}{2} n_{\text{nonzero}}$, where n_{nonzero} is the number of nonzero eigenvalues of the matrix $Q\tilde{\Sigma}(k)$.*

Proof. We use Theorem 4.5 again. First, we notice that the matrix $Q\tilde{\Sigma}(k)$ can be in this theorem replaced by its Jordan form $D(k) = VQ\tilde{\Sigma}(k)V^{-1}$ with V unitary. The matrix L (defined in section 4) is for an equilateral graph a multiple of the identity matrix, and therefore V commutes with e^{ikL} . Unitary transformation does not change the determinant of a matrix, hence we have the resonance condition $\det (e^{ik\ell} D(k) - I_{2N}) = 0$. Since the matrix under the determinant is upper triangular, the determinant is equal to multiplication of its diagonal elements. The term of the determinant, which contains the highest multiple of ik in the exponent, is $e^{ik\ell n_{\text{nonzero}}}$. The term with the lowest multiple of ik in the exponent is 1. The claim follows from Theorem 3.1 in [DEL10]. \square

Clearly, if there are n_{bal} balanced vertices with standard coupling, then there is at least n_{bal} zeros in the eigenvalues of the matrix $Q\tilde{\Sigma}$, and hence the effective size is bounded by $W \leq \text{vol } \Gamma - \frac{\ell}{2} n_{\text{bal}}$. The following corollary of the previous theorem gives a criterion saying when this bound can be improved.

Corollary 5.4. *Let Γ be an equilateral graph with standard coupling and with n_{bal} balanced vertices. Then the effective size $W < \text{vol } \Gamma - \frac{\ell}{2} n_{\text{bal}}$ iff $\text{rank}(Q\tilde{\Sigma}Q\tilde{\Sigma}) < \text{rank}(Q\tilde{\Sigma}) = 2N - n_{\text{bal}}$.*

Proof. For the vertex of degree d the rank of $\tilde{\sigma}_v$ is either $d - 1$ for a balanced vertex or d otherwise. Hence $\text{rank}(Q\tilde{\Sigma}) = \text{rank}(\tilde{\Sigma}) = 2N - n_{\text{bal}}$. The effective size is smaller than $\text{vol } \Gamma - \frac{\ell}{2}n_{\text{bal}}$ iff there is at least one 1 just above the diagonal in the block with zeros on the diagonal in Jordan form of $Q\tilde{\Sigma}$. Each Jordan block consisting of n zeros on the diagonal and $n - 1$ ones above the diagonal has rank $n - 1$; its square has rank $n - 2$. The blocks with eigenvalues other than zero have (as well as their squares) rank maximal. Hence the rank of $Q\tilde{\Sigma}Q\tilde{\Sigma}$ is smaller than the rank of $Q\tilde{\Sigma}$. \square

6. Deleting edges of the oriented graph

In this section we develop a method with the help of which the resonance condition for non-Weyl graphs can be constructed more easily. We restrict to equilateral graphs with standard coupling. For each balanced vertex we delete one directed edge of the graph Γ_2 , which ends in this vertex, and replace it by one or several “ghost edges”. These edges allow the pseudo orbits to hop from a vertex to a directed edge that is not connected with the vertex. The “ghost edges” do not contribute to the resonance condition with the coefficient $e^{ik\ell}$, they only change the product of scattering amplitudes. The idea referring to this deleting is a unitary transformation of the matrix $Q\tilde{\Sigma}$, after which one of its columns consists of all zeros. We use this method in the following section to prove the main theorems. We explain this method in the following construction and summarize it in the theorem; for better understanding the examples in section 8.2 or in the note [Lip15] might be helpful.

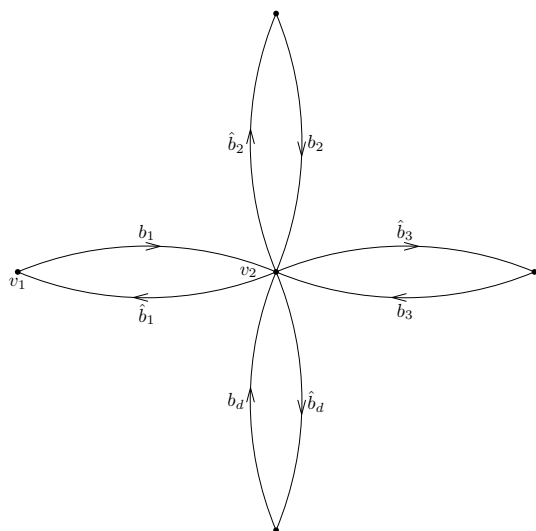


Figure 1. Part of the graph Γ_2 . To vertex v_1 and to undenoted vertices which neighbor v_2 other bonds can be attached.

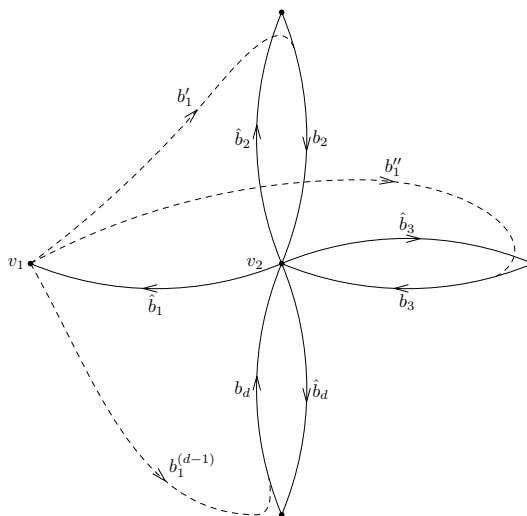


Figure 2. Part of the graph Γ_2 after deleting the bond b_1 and introducing “ghost edges”.

Let us assume an equilateral graph Γ (all internal edges of length ℓ) with standard

coupling. Let us assume that there is no edge that starts and ends in one vertex, and that no two vertices are connected by two or more edges. We use the following construction.

- let the vertex v_2 be balanced in the graph Γ and let the directed bonds b_1, \dots, b_d in the graph Γ_2 end in the vertex v_2 (part of the corresponding directed graph Γ_2 is shown in Figure 1)
- we delete the directed edge b_1 that starts at the vertex v_1 and ends at v_2
- there are new directed “ghost edges” $b'_1, b''_1, \dots, b^{(d-1)}$ introduced that start in the vertex v_1 and are connected to the edges b_2, b_3, \dots, b_d , respectively (see Figure 2)
- we use irreducible pseudo orbits to obtain the resonance condition from the new graph according to Theorem 4.7 and obeying the following rules
- if the “ghost edge” b'_1 is contained in the irreducible pseudo orbit $\bar{\gamma}$, the length of this “ghost edge” does not contribute to $\ell_{\bar{\gamma}}$
- let e.g. the “ghost edge” b'_1 be included in $\bar{\gamma}$; then the scattering amplitude from the bond b ending in v_1 to the bond b_2 is the scattering amplitude in the former graph Γ_2 between b and b_1 taken with the opposite sign
- in the irreducible pseudo orbit each “ghost edge” can be used only once
- the above procedure can be repeated; for each balanced vertex we can delete one directed edge that ends in this vertex and replace it by the “ghost edges”.

Theorem 6.1. *The described construction under the assumptions above does not change the resonance condition.*

Proof. Unitary transformation of the matrix $Q\tilde{\Sigma}$ does not change the determinant in Theorem 4.5, since for an equilateral graph e^{ikL} is replaced by $e^{ikL}I_{2N}$ and

$$\det(e^{ikL}V_1^{-1}Q\tilde{\Sigma}V_1 - I_{2N}) = \det[V_1^{-1}(e^{ikL}Q\tilde{\Sigma} - I_{2N})V_1] = \det(e^{ikL}Q\tilde{\Sigma} - I_{2N}).$$

We want to delete edge b_1 . Let v_2 be a balanced vertex and let the other edges ending in v_2 be b_2, b_3, \dots, b_d . We choose as V_1 the $2N \times 2N$ matrix with the following entries

$$(V_1)_{ii} = 1 \quad \text{for } i = 1, \dots, 2N; \quad (V_1)_{b_i b_1} = 1 \quad \text{for } i = 2, \dots, d; \quad (V_1)_{ij} = 0 \quad \text{otherwise,}$$

where $(V_1)_{b_i b_1}$ is the entry with the row corresponding to the bond b_i and column corresponding to b_1 . One can easily show that the entries of V_1^{-1} are

$$\begin{aligned} (V_1^{-1})_{ii} &= 1 \quad \text{for } i = 1, \dots, 2N; & (V_1^{-1})_{b_i b_1} &= -1 \quad \text{for } i = 2, \dots, d; \\ (V_1^{-1})_{ij} &= 0 \quad \text{otherwise.} \end{aligned}$$

The matrix $\tilde{\sigma}_{v_2} = \frac{1}{d}J_d - I_d$ has linearly dependent columns, hence, if one multiplies it from the right by a matrix with all diagonal entries equal to 1, and all the entries in one of its columns equal to 1, other entries 0, one obtains a matrix which has one column with all 0s and the other columns the same as $\tilde{\sigma}_{v_2}$. The matrix $Q\tilde{\Sigma}$ has entries of $\tilde{\sigma}_{v_2}$ in the columns corresponding to bonds ending at v_2 and rows corresponding to bonds

starting from v_2 . By the same reasoning as for $\tilde{\sigma}_{v_2}$ the column of $Q\tilde{\Sigma}V_1$ corresponding to b_1 has all entries equal to 0 and other columns are the same as the corresponding columns of $Q\tilde{\Sigma}$.

Now it remains to show how multiplying from the left by V_1^{-1} changes the matrix. Since nondiagonal entries are only in the rows of V_1^{-1} corresponding to bonds b_2, b_3, \dots, b_d , multiplying by V_1^{-1} changes only these rows. Since nondiagonal entries are only in the column corresponding to b_1 , the change can happen only in columns in which there is nontrivial entry in the row corresponding to b_1 . These columns correspond to bonds which end in the vertex v_1 . We have to multiply these columns by rows of V_1^{-1} which have 1 in the b_j -th position, $j = 2, 3, \dots, d$ and -1 in the b_1 -th position. Since no two vertices are connected by two or more edges, the only bond starting at v_1 and ending at v_2 is b_1 and the entries of $Q\tilde{\Sigma}V_1$ in the column corresponding to the edges ending at v_1 and in the row corresponding to the edges b_2, b_3, \dots, b_d are zero (the edges in the column cannot be followed in an orbit by edges in the row). Hence, 1 in the above row of V_1^{-1} is multiplied by 0 and -1 is multiplied by the scattering amplitude between the bonds ending in v_1 and b_1 . Therefore, the only change is that there is this scattering amplitude taken with the opposite sign in the columns corresponding to the bonds which end in v_1 , and in the row corresponding to bonds b_2, b_3, \dots, b_d . These entries are represented by the “ghost edges”.

It is clear now that one has to take the entry of I_{2N} in the column corresponding to b_1 in the determinant in Theorem 4.5 with $Q\tilde{\Sigma}$ replaced by $V_1^{-1}Q\tilde{\Sigma}V_1$, therefore this edge effectively does not exist. The “ghost edge” does not contribute to $\ell_{\tilde{\gamma}}$, it only says which bonds are connected in the pseudo orbit. Similar arguments can be used for other balanced vertices; for each of them we delete one edge which ends in it. Note that this method does not delete edges to which a “ghost edge” leads. \square

7. Main results

In this section we give two main theorems on bounds on the effective size for equilateral graphs with standard coupling, and a theorem that gives the positions of the resonances.

Theorem 7.1. *Let us assume an equilateral graph with N internal edges of lengths ℓ , with standard coupling, n_{bal} balanced vertices, and n_{nonneig} balanced vertices that do not neighbor any other balanced vertex. Then the effective size is bounded by $W \leq N\ell - \frac{\ell}{2}n_{\text{bal}} - \frac{\ell}{2}n_{\text{nonneig}}$.*

Proof. Clearly, for each balanced vertex, we can delete one directed edge of the graph Γ_2 , the size of the graph is reduced by $\frac{\ell}{2}n_{\text{bal}}$. In the balanced vertex of the degree d that does not neighbor any other balanced vertex we have $d - 1$ incoming directed bonds and d outgoing directed bonds. No outgoing bond is deleted and no “ghost edge” ends in the outgoing edge, because there is no balanced vertex which neighbors the given vertex. Hence, we cannot use one of the outgoing directed edges in the irreducible pseudo orbit (there is no way to get this vertex for the d -th time). The longest irreducible pseudo

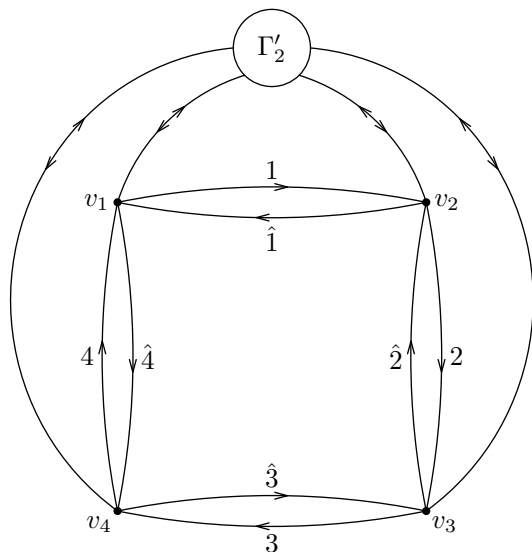


Figure 3. Figure to Theorem 7.2. The bonds between Γ'_2 and vertices v_1, \dots, v_4 represent possible directed edges between this subgraph and vertices in both directions.

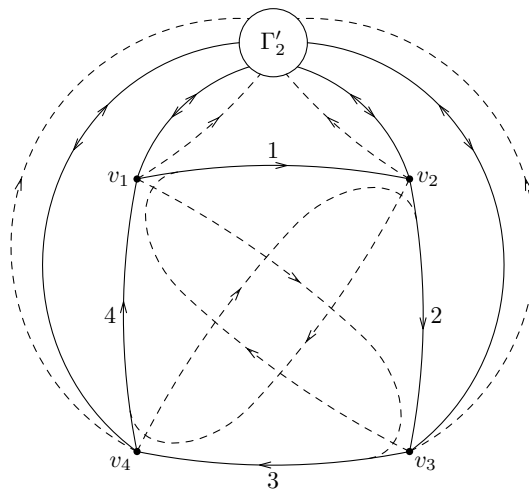


Figure 4. Figure to Theorem 7.2. The bonds and "ghost edges" between Γ'_2 and vertices v_1, \dots, v_4 represent possible directed edges between this subgraph and vertices in both directions and "ghost edges" from the vertices v_1, \dots, v_4 to the subgraph Γ'_2 .

orbit does not include n_{nonneig} bonds and the effective size of the graph must be reduced by $\frac{\ell}{2}n_{\text{nonneig}}$. \square

Theorem 7.2. *Let us assume an equilateral graph (N internal edges of the lengths ℓ) with standard coupling. Let there be a square of balanced vertices v_1, v_2, v_3 and v_4 without diagonals, i.e. v_1 neighbors v_2, v_2 neighbors v_3, v_3 neighbors v_4, v_4 neighbors v_1, v_1 does not neighbor v_3 and v_2 does not neighbor v_4 . Then the effective size is bounded by $W \leq (N - 3)\ell$.*

Proof. Let us denote the bond from v_1 to v_2 by 1, the bond from v_2 to v_3 by 2, the bond from v_3 to v_4 by 3 and the bond from v_4 to v_1 by 4, the bonds in the opposite directions by $\hat{1}, \hat{2}, \hat{3}$ and $\hat{4}$ (see Figure 3). Let Γ'_2 be the rest of the graph Γ_2 ; it can be connected with the square by bonds in both directions, we denote them in Figure 3 by edges with arrows in both directions. Now we delete bonds $\hat{1}, \hat{2}, \hat{3}$ and $\hat{4}$ (see Figure 4), there arise "ghost edges" in the square (explicitly shown), and there may arise "ghost edges" from vertices of the square to edges of the rest of the graph (represented by dashed edges between the square and Γ'_2). Since the pseudo orbit can continue from the bond 1 to the bond 4 (with scattering amplitude equal to the scattering amplitude from 1 to $\hat{1}$ with the opposite sign), from the bond 2 to the bond 1, etc., one can effectively represent the oriented graph by Figure 5.

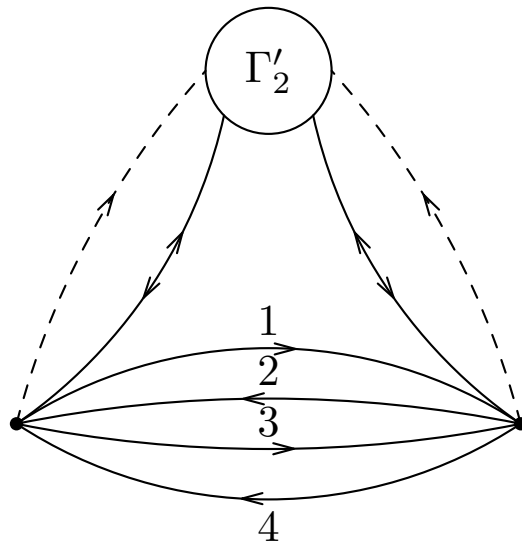


Figure 5. Figure to Theorem 7.2. The effective graph with “ghost edges” taken into account.

It is clear that the effective size has been reduced by 2ℓ , because four edges have been deleted. The term of the resonance condition with the highest multiple of ik in the exponent corresponds to the contribution of irreducible pseudo orbits on all remaining “non-ghost” bonds (the pseudo orbits may or may not use the “ghost edges”). The contribution of the pseudo orbits (1234) and (12)(34) cancels out, because both pseudo orbits differ only in the number of orbits, hence there is a factor of -1 . A similar argument holds also for the pair of pseudo orbits (1432) and (14)(32) and all irreducible pseudo orbits that include these pseudo orbits.

Now we show why also the second highest term is zero. It includes the contribution of all bonds but one. If the non-included bond is not 1, 2, 3 or 4, the contributions are canceled due to the previous argument. If e.g. the bond 4 is not included, it would mean that one must go from one of the lower vertices in Figure 5 to the other through Γ'_2 . This is not possible because the irreducible pseudo orbit has to include all the bonds but 4, none of the bonds in part Γ'_2 is deleted and there is no “ghost edge” ending in the bond 1, 2, 3 or 4. If there exists a path through Γ'_2 , from one vertex to another, then the path in the opposite direction cannot be covered by the irreducible pseudo orbit.

Therefore, at least 6 directed edges of the former graph Γ_2 are not used and the effective size is reduced by 3ℓ . \square

Finally, we state what the positions of the resolvent resonances are.

Theorem 7.3. *Let us assume an equilateral graph (lengths ℓ) with standard coupling. Let the eigenvalues of $Q\tilde{\Sigma}$ be $c_j = r_j e^{i\varphi_j}$. Then the resolvent resonances are $\lambda = k^2$ with $k = \frac{1}{\ell}(-\varphi_j + 2n\pi + i \ln r_j)$, $n \in \mathbb{Z}$. Moreover, $|c_j| \leq 1$ and for a graph with no edge starting and ending in one vertex also $\sum_{j=1}^{2N} c_j = 0$.*

Proof. The resonance condition is

$$\prod_{j=1}^{2N} (e^{ik\ell} c_j - 1) = 0,$$

hence we have for $k = k_{\text{R}} + ik_{\text{I}}$

$$r_j e^{-k_{\text{I}}\ell} e^{ik_{\text{R}}\ell} e^{i\varphi_j} = 1,$$

from which the claim follows. For $r_j > 1$ we would have positive imaginary part of k which would contradict the fact that eigenvalues of the selfadjoint Hamiltonian are real (the corresponding generalized eigenfunction would be square integrable). If the graph does not have any edge starting and ending in one vertex, then there are zeros on the diagonal of $Q\tilde{\Sigma}$, hence its trace (the sum of its eigenvalues) is zero. \square

8. Examples

In this section we show three particular examples that illustrate the general behavior. In the first example the methods of pseudo orbit expansion and deleting edges are explained. In the second example we deal with deleting the directed bonds again. The third example shows that the symmetry of the graph is not sufficient in order to obtain the effective size smaller than it is expected from the bound in Theorem 7.1.

8.1. Three abscissas and three halflines

In this example we show in detail how the method of pseudo orbit expansion and the method of “deleting edges” are used. Let us consider a tree graph with three internal edges of lengths ℓ and three halflines attached in the central vertex (see Figure 6). There is standard coupling in the central vertex and Dirichlet coupling at the spare ends of the internal edges.

Since there is Dirichlet coupling for the vertices v_1 , v_2 and v_3 , one has $U_v = -1$ for $v = v_1, v_2, v_3$. From (3) we have $\tilde{U}_v = -1$ and by Theorem 4.2 $\tilde{\sigma}_v = -1$. Since there is standard coupling in the middle vertex, we have from Corollary 4.3

$$\sigma_{v_4} = \frac{1}{3}J_3 - I_3 = \frac{1}{3} \begin{pmatrix} -2 & 1 & 1 \\ 1 & -2 & 1 \\ 1 & 1 & -2 \end{pmatrix}.$$

The graph Γ_2 is obtained by “cutting off” the halflines and replacing each edge of the compact part by two directed bonds (see Figure 7). One can easily see that there are no irreducible pseudo orbits on the odd number of edges. There is one (trivial) pseudo orbit on zero edges. There are three irreducible pseudo orbits on two edges ($\hat{1}\hat{1}$); ($\hat{2}\hat{2}$) and ($\hat{3}\hat{3}$). For each of these pseudo orbits we have $A_{\tilde{\gamma}} = (-1) \left(-\frac{2}{3}\right)$ (there is -1 for the scattering from $\hat{1}$ to 1 and diagonal entry of the effective vertex-scattering matrix $-2/3$ for scattering from 1 to $\hat{1}$), $m_{\tilde{\gamma}} = 1$ and $\ell_{\tilde{\gamma}} = 2\ell$. We have six irreducible pseudo orbits on four edges ($\hat{1}\hat{1}\hat{2}\hat{2}$); ($\hat{1}\hat{1}\hat{3}\hat{3}$); ($\hat{2}\hat{2}\hat{3}\hat{3}$); ($\hat{1}\hat{2}\hat{2}\hat{1}$); ($\hat{1}\hat{3}\hat{3}\hat{1}$) and ($\hat{2}\hat{3}\hat{3}\hat{2}$). And there are six

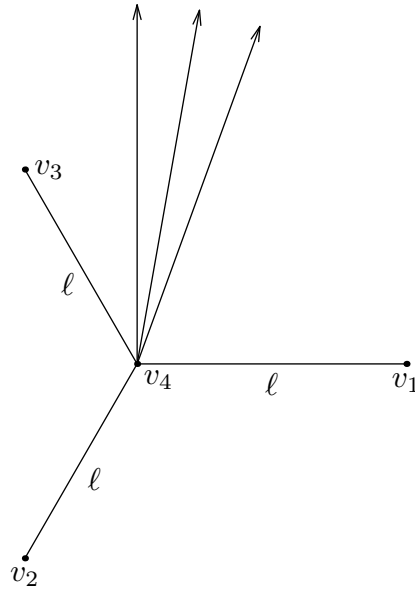


Figure 6. Graph Γ in example 8.1.

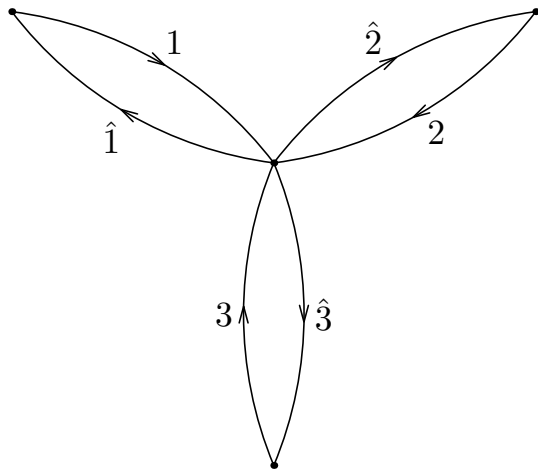


Figure 7. The graph Γ_2 in example 8.1.

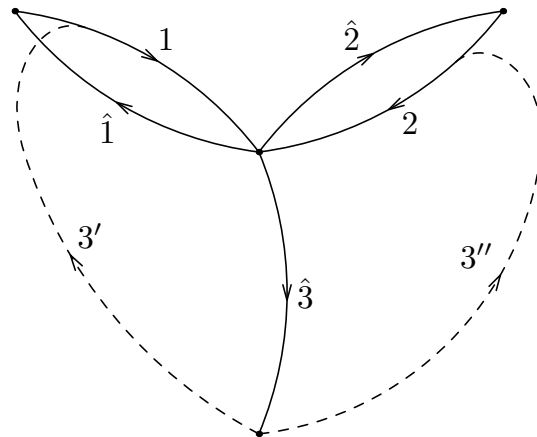


Figure 8. The graph Γ_2 after deleting the bond 3.

irreducible pseudo orbits on six edges $(\hat{1}\hat{1})(\hat{2}\hat{2})(\hat{3}\hat{3})$; $(\hat{1}\hat{2}\hat{2}\hat{1})(\hat{3}\hat{3})$; $(\hat{1}\hat{3}\hat{3}\hat{1})(\hat{2}\hat{2})$; $(\hat{2}\hat{3}\hat{3}\hat{2})(\hat{1}\hat{1})$; $(\hat{1}\hat{2}\hat{2}\hat{3}\hat{3}\hat{1})$ and $(\hat{1}\hat{3}\hat{3}\hat{2}\hat{2}\hat{1})$. The first one consists of three periodic orbits, the next three of two periodic orbits, and the last two of one periodic orbit. The coefficients by the exponentials are hence the following

$$\begin{aligned} \exp 0 & : 1, \\ \exp(2ik\ell) & : (-1) \left(-\frac{2}{3}\right) (-1)^1 \cdot 3 = -2, \\ \exp(4ik\ell) & : (-1)^2 \left(-\frac{2}{3}\right)^2 (-1)^2 \cdot 3 + (-1)^2 \left(\frac{1}{3}\right)^2 (-1)^1 \cdot 3 = 1, \\ \exp(6ik\ell) & : (-1)^3 \left(-\frac{2}{3}\right)^3 (-1)^3 + (-1)^3 \left(\frac{1}{3}\right)^2 \left(-\frac{2}{3}\right) (-1)^2 \cdot 3 + \end{aligned}$$

$$+ (-1)^3 \left(\frac{1}{3}\right)^3 (-1)^1 \cdot 2 = 0.$$

Since the vertex v_4 was balanced, we can delete one directed bond, e.g. the bond 3. The graph Γ_2 after deleting the edge and introducing “ghost edges” is shown in Figure 8. One can easily see that again we do not have irreducible pseudo orbits on an even number of “non-ghost” edges. We again have the trivial irreducible pseudo orbit on zero edges. We have the following four irreducible pseudo orbits on two “non-ghost” edges: $(1\hat{1})$; $(2\hat{2})$; $(\hat{3}3'1)$ and $(\hat{3}3''2)$. The scattering amplitude for the orbit $(\hat{3}3'1)$ from $\hat{3}$ via $3'$ to 1 is $+1$, because the scattering amplitude in the former graph from $\hat{3}$ to 3 was -1 . Finally, we have the following five irreducible pseudo orbits on four “non-ghost” edges: $(1\hat{1})(2\hat{2})$; $(1\hat{1})(\hat{3}3''2)$; $(2\hat{2})(\hat{3}3'1)$; $(1\hat{2}2\hat{1})$; $(1\hat{3}3''2\hat{1})$ and $(2\hat{3}3'1\hat{2})$. Clearly, there are no pseudo orbits on six edges, since we have deleted one edge. The coefficient by the exponentials in the resonance condition are

$$\begin{aligned} \exp 0 & : 1, \\ \exp(2ik\ell) & : (-1) \left(-\frac{2}{3}\right) (-1)^1 \cdot 2 + 1\frac{1}{3}(-1)^1 \cdot 2 = -2, \\ \exp(4ik\ell) & : (-1)^2 \left(-\frac{2}{3}\right)^2 (-1)^2 + (-1) \left(-\frac{2}{3}\right) 1\frac{1}{3}(-1)^2 \cdot 2 + \\ & \quad + (-1)^2 \left(\frac{1}{3}\right)^2 (-1)^1 + (-1) \left(\frac{1}{3}\right)^2 1(-1)^1 \cdot 2 = 1, \end{aligned}$$

In both cases the resonance condition is $1 - 2e^{2ik\ell} + e^{4ik\ell} = 0$. There are resonances at k^2 , $k = \frac{n\pi}{2\ell}$, $n \in \mathbb{Z}$ with multiplicity 2.

8.2. Square with the diagonal and all vertices balanced

We assume an equilateral graph with four internal edges in the square and the fifth edge as diagonal of this square. All four vertices are balanced, i.e. to two of them two halflines are attached and to the other two vertices three halflines are attached. There is standard coupling in all vertices. The oriented graph Γ_2 is shown in Figure 9.

Let us denote the vertex from which the edge 1 starts by v_1 and the vertex, where 1 ends by v_2 . Then the effective vertex-scattering matrices are

$$\tilde{\sigma}_{v_1} = \frac{1}{2} \begin{pmatrix} -1 & 1 \\ 1 & -1 \end{pmatrix}, \quad \tilde{\sigma}_{v_2} = \frac{1}{3} \begin{pmatrix} -2 & 1 & 1 \\ 1 & -2 & 1 \\ 1 & 1 & -2 \end{pmatrix},$$

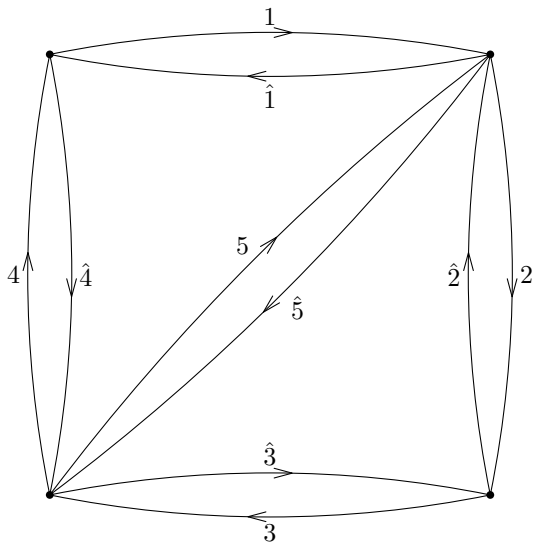


Figure 9. The graph Γ_2 for the graph in example 8.2.

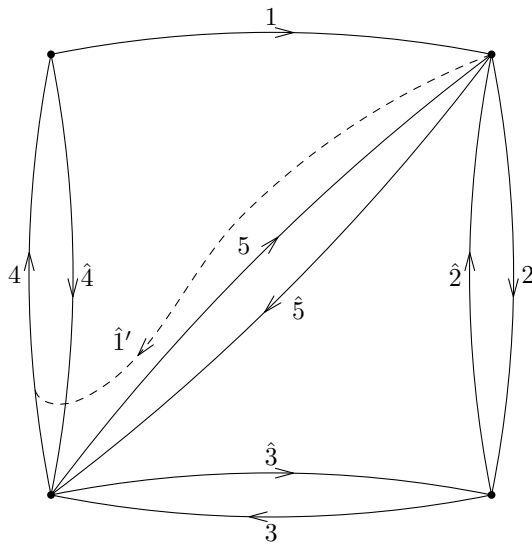


Figure 10. The graph Γ_2 after deleting the bond $\hat{1}$.

similarly for the other two vertices. Hence, the matrix $Q\tilde{\Sigma}$ is equal to

	1	2	3	4	5	$\hat{1}$	$\hat{2}$	$\hat{3}$	$\hat{4}$	$\hat{5}$
1	0	0	0	1/2	0	-1/2	0	0	0	0
2	1/3	0	0	0	1/3	0	-2/3	0	0	0
3	0	1/2	0	0	0	0	0	-1/2	0	0
4	0	0	1/3	0	0	0	0	0	-2/3	1/3
5	0	0	1/3	0	0	0	0	0	1/3	-2/3
$\hat{1}$	-2/3	0	0	0	1/3	0	1/3	0	0	0
$\hat{2}$	0	-1/2	0	0	0	0	0	1/2	0	0
$\hat{3}$	0	0	-2/3	0	0	0	0	0	1/3	1/3
$\hat{4}$	0	0	0	-1/2	0	1/2	0	0	0	0
$\hat{5}$	1/3	0	0	0	-2/3	0	1/3	0	0	0

The edges, to which the rows and columns correspond, are denoted on the left and on the top of the matrix.

Now we delete the bond $\hat{1}$ (Figure 10). Deleting this edge is equivalent to the unitary transformation $V_1^{-1}Q\tilde{\Sigma}V_1$, where V_1 has 1 on the diagonal, 1 in the sixth column (corresponding to the bond $\hat{1}$) and the fourth row (corresponding to the bond 4), other entries of this matrix are zero ($(V_1)_{ii} = 1, \forall i, (V_1)_{4\hat{1}} = 1, (V_1)_{ij} = 0$ otherwise). Its inverse has 1 on the diagonal and -1 in the sixth column and fourth row. We obtain

the matrix

	1	2	3	4	5	$\hat{1}$	$\hat{2}$	$\hat{3}$	$\hat{4}$	$\hat{5}$
1	0	0	0	1/2	0	0	0	0	0	0
2	1/3	0	0	0	1/3	0	-2/3	0	0	0
3	0	1/2	0	0	0	0	0	-1/2	0	0
4	2/3	0	1/3	0	-1/3	0	-1/3	0	-2/3	1/3
5	0	0	1/3	0	0	0	0	0	1/3	-2/3
$\hat{1}$	-2/3	0	0	0	1/3	0	1/3	0	0	0
$\hat{2}$	0	-1/2	0	0	0	0	0	1/2	0	0
$\hat{3}$	0	0	-2/3	0	0	0	0	0	1/3	1/3
$\hat{4}$	0	0	0	-1/2	0	0	0	0	0	0
$\hat{5}$	1/3	0	0	0	-2/3	0	1/3	0	0	0

In this matrix the sixth column consists of all zeros and there are three other new entries in the fourth row that are printed in bold. Since the new entries are in the fourth row, there must be a “ghost edge” $\hat{1}'$ from the vertex v_2 pointing to the bond 4. We can use it in pseudo orbits containing one of the bonds 1, 5, $\hat{2}$ continuing then to the bond 4 with the scattering amplitudes in bold above.

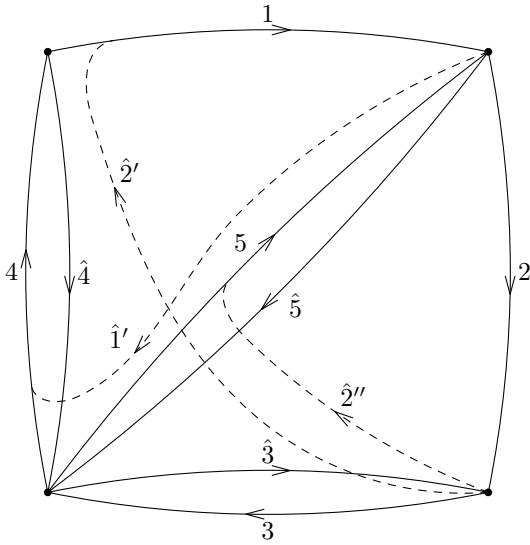


Figure 11. The graph Γ_2 after deleting the bonds $\hat{1}$ and $\hat{2}$.

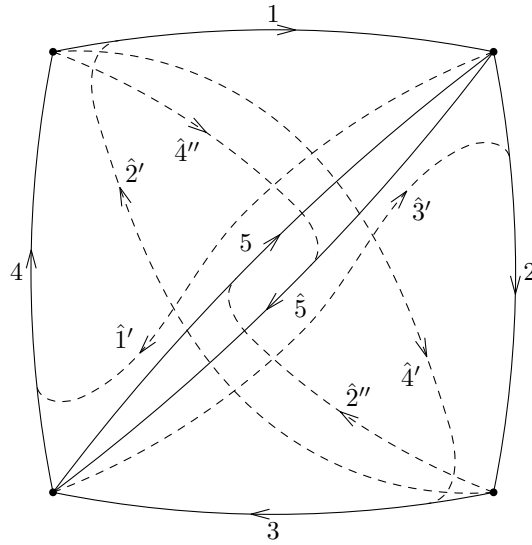


Figure 12. The graph Γ_2 after deleting the bonds $\hat{1}$, $\hat{2}$, $\hat{3}$ and $\hat{4}$.

Now we delete the bond $\hat{2}$ (Figure 11). Since two other bonds end in the vertex v_2 (bonds 1 and 5), there will be two “ghost edges”. We use the unitary transformation $V_2^{-1}V_1^{-1}Q\tilde{\Sigma}V_1V_2$. V_2 has 1 on the diagonal and 1 in the seventh column (corresponding to the edge $\hat{2}$) and rows 1 and 5. Its inverse has nondiagonal terms with opposite signs.

After the transformation we obtain

	1	2	3	4	5	$\hat{1}$	$\hat{2}$	$\hat{3}$	$\hat{4}$	$\hat{5}$
1	0	1/2	0	1/2	0	0	0	-1/2	0	0
2	1/3	0	0	0	1/3	0	0	0	0	0
3	0	1/2	0	0	0	0	0	-1/2	0	0
4	2/3	0	1/3	0	-1/3	0	0	0	-2/3	1/3
5	0	1/2	1/3	0	0	0	0	-1/2	1/3	-2/3
$\hat{1}$	-2/3	0	0	0	1/3	0	0	0	0	0
$\hat{2}$	0	-1/2	0	0	0	0	0	1/2	0	0
$\hat{3}$	0	0	-2/3	0	0	0	0	0	1/3	1/3
$\hat{4}$	0	0	0	-1/2	0	0	0	0	0	0
$\hat{5}$	1/3	0	0	0	-2/3	0	0	0	0	0

The seventh column (corresponding to $\hat{2}$) has all entries equal to zero; other new entries are printed in bold. These entries correspond to the new “ghost edges” $\hat{2}'$ and $\hat{2}''$. Similarly, we delete edges $\hat{3}$ and $\hat{4}$ (Figure 12); the matrix $Q\tilde{\Sigma}$ after these transformations is

	1	2	3	4	5	$\hat{1}$	$\hat{2}$	$\hat{3}$	$\hat{4}$	$\hat{5}$
1	0	1/2	0	1/2	0	0	0	0	0	0
2	1/3	0	2/3	0	1/3	0	0	0	0	-1/3
3	0	1/2	0	1/2	0	0	0	0	0	0
4	2/3	0	1/3	0	-1/3	0	0	0	0	1/3
5	0	1/2	1/3	0	0	0	0	0	0	-2/3
$\hat{1}$	-2/3	0	0	0	1/3	0	0	0	0	0
$\hat{2}$	0	-1/2	0	0	0	0	0	0	0	0
$\hat{3}$	0	0	-2/3	0	0	0	0	0	0	1/3
$\hat{4}$	0	0	0	-1/2	0	0	0	0	0	0
$\hat{5}$	1/3	0	0	1/2	-2/3	0	0	0	0	0

The eigenvalues of the matrix $Q\tilde{\Sigma}$ are $-2/3$, $-1/3$, -1 , 1 with multiplicity 2, 0 with multiplicity 5. There is one Jordan block $\begin{pmatrix} 0 & 1 \\ 0 & 0 \end{pmatrix}$ in the Jordan form of $Q\tilde{\Sigma}$. The resonance condition can be obtained from the eigenvalues by the equation at the beginning of the proof of Theorem 7.3

$$1 - \frac{16}{9}e^{2ik\ell} - \frac{2}{9}e^{3ik\ell} + \frac{7}{9}e^{4ik\ell} + \frac{2}{9}e^{5ik\ell} = 0.$$

By Theorem 7.3 we obtain that the positions of the resonances are such $\lambda = k^2$ with $k = \frac{1}{\ell}[(2n+1)\pi - i \ln 3]$, $k = \frac{1}{\ell}[(2n+1)\pi - i \ln \frac{3}{2}]$, $k = \frac{1}{\ell}(2n+1)\pi$ and $k = \frac{1}{\ell}2n\pi$ with multiplicity 2, $n \in \mathbb{Z}$.

8.3. Fully connected graph on four vertices with all vertices balanced

In this subsection we assume a graph on four vertices, every two vertices are connected by one edge of length ℓ and there are three halflines attached at each vertex, hence each

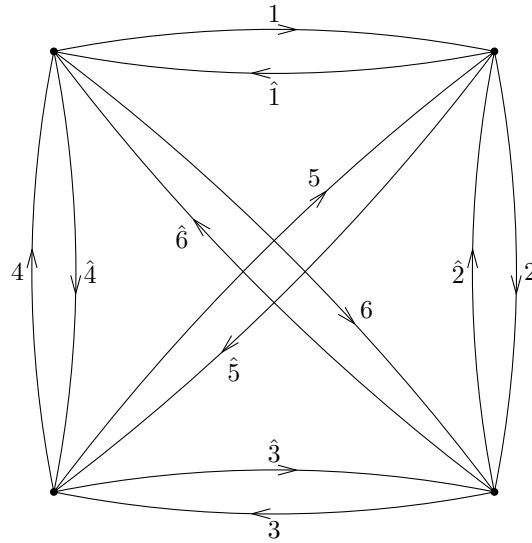


Figure 13. Graph Γ_2 for fully connected graph on four vertices.

vertex is balanced. The directed graph Γ_2 is shown in Figure 13. For each vertex we have the effective vertex-scattering matrix

$$\tilde{\sigma}_v = \frac{1}{3} \begin{pmatrix} -2 & 1 & 1 \\ 1 & -2 & 1 \\ 1 & 1 & -2 \end{pmatrix}.$$

The matrix $Q\tilde{\Sigma}$ is

	1	2	3	4	5	6	$\hat{1}$	$\hat{2}$	$\hat{3}$	$\hat{4}$	$\hat{5}$	$\hat{6}$
1	0	0	0	1/3	0	0	-2/3	0	0	0	0	1/3
2	1/3	0	0	0	1/3	0	0	-2/3	0	0	0	0
3	0	1/3	0	0	0	1/3	0	0	-2/3	0	0	0
4	0	0	1/3	0	0	0	0	0	0	-2/3	1/3	0
5	0	0	1/3	0	0	0	0	0	0	1/3	-2/3	0
6	0	0	0	1/3	0	0	1/3	0	0	0	0	-2/3
$\hat{1}$	-2/3	0	0	0	1/3	0	0	1/3	0	0	0	0
$\hat{2}$	0	-2/3	0	0	0	1/3	0	0	1/3	0	0	0
$\hat{3}$	0	0	-2/3	0	0	0	0	0	0	1/3	1/3	0
$\hat{4}$	0	0	0	-2/3	0	0	1/3	0	0	0	0	1/3
$\hat{5}$	1/3	0	0	0	-2/3	0	0	1/3	0	0	0	0
$\hat{6}$	0	1/3	0	0	0	-2/3	0	0	1/3	0	0	0

Its eigenvalues are -1 with multiplicity 2, 1 with multiplicity 3, $-1/3$ with multiplicity 3 and 0 with multiplicity 4. There is no Jordan block. The resonance condition is

$$1 - \frac{8}{3}e^{2ikl} - \frac{8}{27}e^{3ikl} + \frac{62}{27}e^{4ikl} + \frac{16}{27}e^{5ikl} - \frac{16}{27}e^{6ikl} - \frac{8}{27}e^{7ikl} - \frac{1}{27}e^{8ikl} = 0.$$

Similarly to the previous example we can find the positions of the resolvent resonances $\lambda = k^2$ with $k = \frac{1}{\ell}(2n+1)\pi$ with multiplicity 2, $k = \frac{1}{\ell}2n\pi$ with multiplicity 3 and $k = \frac{1}{\ell}[(2n+1)\pi - i \ln 3]$ with multiplicity 3, $n \in \mathbb{Z}$.

This example shows that the symmetry of the graph does not assure that it will have the effective size smaller than the bound in Theorem 7.1. This graph has four zeros as eigenvalues of $Q\tilde{\Sigma}$, hence the effective size is 4ℓ , as we expect from four balanced vertices. Although this graph is very symmetric, we do not have smaller effective size in contrary to the example in Theorem 7.3 in [DEL10].

Acknowledgements

This research was supported by Grant 15-14180Y of the Czech Science Foundation. The author thanks colleagues from the Nuclear Physics Institute, Czech Academy of Sciences and the Faculty of Science, University of Hradec Králové, namely P. Exner and J. Kříž who provided insight and expertise as well as referees for the useful remarks.

References

- [AGA08] Exner P, Keating J P, Kuchment P, Sunada T and Teplyaev A (eds) 2007 *Analysis on Graphs and Applications, Proceedings of a Isaac Newton Institute programme (Proceedings of Symposia in Pure Mathematics vol 77)* (Providence, R.I.)
- [BHJ12] Band R, Harrison J M and Joyner C H 2012 Finite pseudo orbit expansions for spectral quantities of quantum graphs *J. Phys. A: Math. Theor.* **45** 325204
- [BK13] Berkolaiko G and Kuchment P 2013 *Introduction to Quantum Graphs* Mathematical Surveys and Monographs 186 (AMS)
- [BSS10] Band R, Sawicki A and Smilansky U 2010 Scattering from isospectral quantum graphs *J. Phys. A: Math. Theor.* **43** 415201
- [DEL10] Davies E B, Exner P and Lipovský J 2010 Non-Weyl asymptotics for quantum graphs with general coupling conditions *J. Phys. A: Math. Theor.* **43** 474013
- [DP11] Davies E B and Pushnitski A 2011 Non-Weyl resonance asymptotics for quantum graphs *Analysis and PDE* **4** 729–756
- [EL07] Exner P and Lipovský J 2007 Equivalence of resolvent and scattering resonances on quantum graphs *Adventures in Mathematical Physics (Proceedings, Cergy-Pontoise 2006)* vol 447 (Providence, R.I.) pp 73–81
- [EL10] Exner P and Lipovský J 2010 Resonances from perturbations of quantum graphs with rationally related edges *J. Phys. A: Math. Theor.* **43** 1053
- [EL11] Exner P and Lipovský J 2011 Non-Weyl resonance asymptotics for quantum graphs in a magnetic field *Phys. Lett. A* **375** 805–807
- [EŠ94] Exner P and Šerešová E 1994 Appendix resonances on a simple graph *J. Phys. A* **27** 8269–8278
- [Exn97] Exner P 1997 Magnetoresonances on a lasso graph *Found. Phys.* **27** 171–190
- [Exn13] Exner P 2013 Solvable models of resonances and decays *Mathematical Physics, Spectral Theory and Stochastic Analysis* ed M Demuth W K (Birkhäuser) pp 165–227
- [Har00] Harmer M 2000 Hermitian symplectic geometry and extension theory *J. Phys. A: Math. Gen.* **33** 9193–9203
- [KS99] Kottos T and Smilansky U 1999 Periodic orbit theory and spectral statistics for quantum graphs *Ann. Phys., NY* **274** 76–124
- [KS00] Kostrykin V and Schrader R 2000 Kirchhoff's rule for quantum wires. II: The inverse problem with possible applications to quantum computers *Fortschritte der Physik* **48** 703–716

- [KS04] Kottos T and Schanz H 2004 Statistical properties of resonance width for open quantum systems *Waves in Random Media* **14** S91–S105
- [Kuc08] Kuchment P 2008 Quantum graphs: an introduction and a brief survey *Analysis on Graphs and its Applications* Proc. Symp. Pure. Math. (AMS) pp 291–314
- [Lip15] Lipovský J 2015 Pseudo-orbit expansion for the resonance condition on quantum graphs and the resonance asymptotics, *Acta Physica Polonica A* **128**, 968—973