

Shapiro Steps for Skyrmion Motion on a Washboard Potential with Longitudinal and Transverse ac Drives

C. Reichhardt and C. J. Olson Reichhardt
*Theoretical Division, Los Alamos National Laboratory,
 Los Alamos, New Mexico 87545 USA*

(Dated: November 18, 2021)

We numerically study the behavior of two-dimensional skyrmions in the presence of a quasi-one-dimensional sinusoidal substrate under the influence of externally applied dc and ac drives. In the overdamped limit, when both dc and ac drives are aligned in the longitudinal direction parallel to the direction of the substrate modulation, the velocity-force curves exhibit classic Shapiro step features when the frequency of the ac drive matches the washboard frequency that is dynamically generated by the motion of the skyrmions over the substrate, similar to previous observations in superconducting vortex systems. In the case of skyrmions, the additional contribution to the skyrmion motion from a non-dissipative Magnus force shifts the location of the locking steps to higher dc drives, and we find that the skyrmions move at an angle with respect to the direction of the dc drive. For a longitudinal dc drive and a perpendicular or transverse ac drive, the overdamped system exhibits no Shapiro steps; however, when a finite Magnus force is present we find pronounced transverse Shapiro steps along with complex two-dimensional periodic orbits of the skyrmions in the phase-locked regimes. Both the longitudinal and transverse ac drives produce locking steps whose widths oscillate with increasing ac drive amplitude. We examine the role of collective skyrmion interactions and find that additional fractional locking steps occur for both longitudinal and transverse ac drives. At higher skyrmion densities, the system undergoes a series of dynamical order-disorder transitions, with the skyrmions forming a moving solid on the phase locking steps and a fluctuating dynamical liquid in regimes between the steps.

PACS numbers: 75.70.Kw, 75.25.-j, 75.47.Np

I. INTRODUCTION

Phase locking or synchronization effects can arise in coupled oscillators when the different frequencies lock together over a certain range of parameter space, an effect that was first reported by Huygens for the synchronization of pendulum clocks¹. Phase locking has been extensively studied for numerous dynamical systems ranging from a pair of coupled oscillators to an entire coupled oscillator array^{2,3}. A single particle moving over a tilted one-dimensional washboard potential can also experience phase locking when an additional ac driving force is applied. The substrate periodicity produces intrinsic periodic modulations of the particle velocity in the absence of an ac drive which increase in frequency as the magnitude of the tilt or dc drive increases. Addition of an external fixed-frequency ac drive produces locking regimes in which the average dc velocity remains constant even as the magnitude of the dc drive is increased. The same picture can be applied to Josephson junctions, where the analog of a velocity-force curve is the voltage-current curve, which exhibits a series of phase locking regions called Shapiro steps under an applied ac drive for single junctions^{4,5} and coupled arrays of junctions⁶. One of the hallmarks of Shapiro steps is that the step width oscillates as a function of the ac drive amplitude⁴⁻⁶. Shapiro step phenomena also arise in dc and ac driven charge density waves⁷⁻⁹, spin density waves¹⁰, and Frenkel-Kontorova models consisting of commensurate or incommensurate arrangements of par-

ticles moving over ordered or disordered substrates¹¹⁻¹³. In the case of vortex motion in type-II superconductors, Martinoli *et al.* reported the first observation of Shapiro steps for dc and ac driven vortices interacting with a periodic one-dimensional (1D) substrate created by periodic thickness modulations of the sample^{14,15}, while similar effects were observed for vortices driven over 1D^{16,17} or two-dimensional (2D)^{18,19} periodic substrates. More recently, Shapiro steps have been found for ac and dc driven colloidal particles moving over a quasi-1D periodic substrate²⁰.

Shapiro steps can also occur when a lattice of collectively interacting particles moves over a *random* substrate under combined dc and ac drives. Here, the effective elastic coupling between the particles comprising the lattice generates an intrinsic washboard frequency that can lock to the applied ac driving frequency. Such steps have been studied for vortices moving over random disorder²¹⁻²⁵ or through confined channel geometries²⁶. For particles confined to 2D and moving over a quasi-1D substrate, both the ac and dc drives must be applied in the same direction to produce Shapiro steps; however, for vortices moving over 2D periodic or egg-carton substrates, it is possible to obtain what are called transverse phase locking steps when the ac drive is perpendicular to the direction of the dc drive²⁷⁻²⁹. These phase locking steps are distinct from Shapiro steps, and their widths grow quadratically with increasing ac amplitude rather than showing the oscillatory behavior associated with Shapiro steps. Phase locking effects can also occur for overdamped particle motion

in 2D periodic systems under combinations of two perpendicular ac drives, producing localized and delocalized motion as well as rectification effects^{30–35}.

In systems such as vortices and colloidal particles, an overdamped description of the equations of motion is appropriate. In contrast, the skyrmions that were recently discovered in chiral magnets have particle-like properties and many similarities to superconducting vortices, but have the important distinction that there is a strong non-dissipative Magnus force in their motion^{36–45}. The skyrmions can be set into motion by an applied current and are observed to have a very small depinning threshold^{38–41,46,47}, in part because the effectiveness of the Magnus force can be up to ten times stronger than the dissipative force component. The Magnus force introduces a velocity component of the skyrmion that is perpendicular to the direction of an imposed external force, so a skyrmion deflects from or spirals around an attractive pinning site rather than moving directly toward the potential minimum as would occur for systems governed by overdamped dynamics^{40,41,47–51}. Since skyrmions are particle-like objects, many of their dynamical properties can be captured using a point particle model based on a modified Theile’s equation that takes into account repulsive skyrmion-skyrmion interactions, the Magnus force, damping, and substrate interactions^{47,52}. Such an approach has been shown to match well with micromagnetic modeling⁴⁷ of the depinning of skyrmions in periodic⁴⁸ and random pinning arrays⁴⁹. Particle-based skyrmion models were used to describe the motion of skyrmions interacting with single pinning sites^{50,51} as well as skyrmion motion in confined regions⁵³. Since skyrmions can easily be driven with an applied external drive they potentially open a new class of experimentally accessible dynamical systems where the Magnus force has a dominant effect. It should be possible to create various types of potential energy landscapes for skyrmions through techniques such as thickness modulations, periodic applied stain, controlled irradiation, or spatially periodic doping. An open question is how known phase locking phenomena would be affected by the inclusion of a Magnus force, and whether new types of phase locking effects might appear that are absent in overdamped systems. Skyrmions also have potential for various spintronic applications⁵⁴ which would require the skyrmions to move in a controlled manner, so an understanding of skyrmion phase locking dynamics could be useful for producing new methods for precision control of skyrmion motion.

In this work we examine Shapiro steps for skyrmions moving over a quasi-1D periodic washboard substrate similar to the geometry considered by Martinoli *et al.* for vortices moving over substrates with a periodic thickness modulation^{14–16}. We consider the motion of single skyrmions and collectively interacting skyrmions over a periodic substrate, as illustrated in Fig. 1. Here the longitudinal or x -direction is aligned with the direction of the periodicity of the substrate, while the y -direction cor-

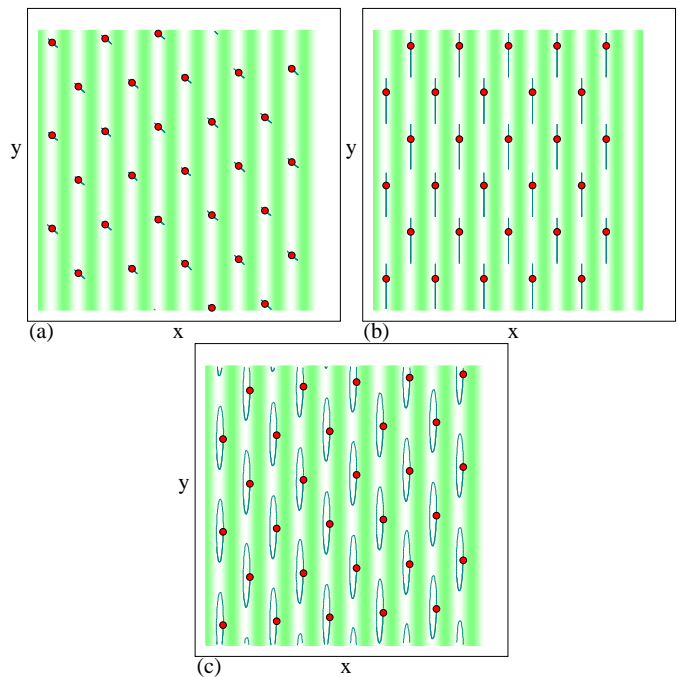


FIG. 1: (Color online) Skyrmions (red dots) at a density of $\rho_s = 0.001$ on a periodic quasi-1D substrate with $A_p = 1.0$. The darker regions are potential maxima and the lighter regions are potential minima, while lines indicate the skyrmion trajectories. (a) For an ac drive $F_x^{ac} = 1.0$ applied in the longitudinal or x -direction at $\alpha_m/\alpha_d = 1.0$ and $F^{dc} = 0$, the skyrmions oscillate in 1D paths at a 45° angle to the x axis. (b) For an ac drive $F_y^{ac} = 0.75$ applied in the transverse or y -direction with $F^{dc} = 0$ at $\alpha_m/\alpha_d = 0.0$ or the overdamped limit, the skyrmions move in 1D paths along the y direction. (c) The same as in (b) with $\alpha_m/\alpha_d = 1.0$, where the skyrmions form elliptical 2D counterclockwise orbits.

responds to the transverse direction. In this geometry in the overdamped limit, Shapiro steps occur when the dc (F^{dc}) and ac (F^{ac}) driving forces are both applied along the x -direction. When a finite Magnus force is present, we find that phase locking continues to occur; however, the net skyrmion motion is rotated at an angle with respect to the substrate periodicity direction. As the magnitude of the Magnus force prefactor is increased, the width and number of steps for a fixed dc drive gradually decreases, and the steps shift to higher values of F^{dc} . In the overdamped limit, if the ac drive is applied in the transverse or y -direction, no Shapiro steps occur, but for a finite Magnus force a new set of Shapiro steps can arise, with the width and the number of resolvable steps in the velocity-force curve increasing with increasing Magnus force prefactor. On a phase-locked step, the skyrmion motion takes the form of intricate periodic 2D orbits. As a function of the ac amplitude, we show that the widths of the phase locking steps for both longitudinal and transverse ac driving exhibit the oscillatory behavior associated with Shapiro steps.

We note that the Shapiro steps we observe are differ-

ent than the previously studied phase locking motion for purely dc-driven skyrmions moving over a 2D periodic substrate⁴⁸. In the latter case, the phase locking was associated with a directional locking effect in which the skyrmion motion locks to certain symmetry directions of the substrate potential. In the present study there is no phase locking without an ac drive.

II. SIMULATION AND SYSTEM

We consider a 2D system of size $L \times L$ with periodic boundary conditions in the x and y directions containing N_s skyrmions at a density of $\rho_s = N_s/L^2$. Single ($N_s = 1$) or multiple skyrmions interact with a quasi-1D periodic sinusoidal potential with a periodicity direction running along the x direction, as illustrated in Fig. 1. The equation of motion for a single skyrmion i with velocity $\mathbf{v}_i = d\mathbf{r}_i/dt$ moving in the $x - y$ plane is

$$\alpha_d \mathbf{v}_i + \alpha_m \hat{z} \times \mathbf{v}_i = \mathbf{F}_i^{ss} + \mathbf{F}_i^{sp} + \mathbf{F}^{dc} + \mathbf{F}^{ac}. \quad (1)$$

Here \mathbf{r}_i is the location of the skyrmion and α_d is the prefactor of the damping force that aligns the skyrmion velocity in the direction of the net external forces. The second term is the Magnus force with prefactor α_m , which rotates the velocity into the direction *perpendicular* to the net external forces. In order to maintain a constant magnitude of the skyrmion velocity we impose the constraint $\alpha_d^2 + \alpha_m^2 = 1$ and vary the relative importance of the Magnus force to the damping force by changing the ratio α_m/α_d . In the overdamped limit $\alpha_m = 0.0$, while for skyrmions α_m/α_d can be ten or larger^{41,47}.

The skyrmion-skyrmion interaction force is $\mathbf{F}_i^{ss} = \sum_{j=1}^{N_s} K_1(R_{ij}) \hat{\mathbf{r}}_{ij}$ where $R_{ij} = |\mathbf{r}_i - \mathbf{r}_j|$, $\hat{\mathbf{r}}_{ij} = (\mathbf{r}_i - \mathbf{r}_j)/R_{ij}$, and K_1 is the modified Bessel function. This interaction is repulsive and falls off exponentially for large R_{ij} . For most of this work we remain in the limit where skyrmion-skyrmion interactions are weak so that we can consider the dynamics of a single skyrmion; however, we show that most of our results are robust under the inclusion of skyrmion-skyrmion interactions. The substrate force $\mathbf{F}_i^{sp} = -\nabla U(x_i) \hat{\mathbf{x}}$ arises from a washboard potential

$$U(x) = U_0(\cos(2\pi x_i/a)) \quad (2)$$

where $x_i = \mathbf{r}_i \cdot \hat{\mathbf{x}}$, a is the periodicity of the substrate, and we define the substrate strength to be $A_p = 2\pi U_0/a$. Unless otherwise noted, we take $A_p = 1.0$. The dc driving term $\mathbf{F}^{dc} = F^{dc} \hat{\mathbf{x}}$ is slowly increased in magnitude to avoid any transient effects. The ac driving term is either $\mathbf{F}_x^{ac} = F_x^{ac} \cos(\omega t) \hat{\mathbf{x}}$ for transverse driving or $\mathbf{F}_y^{ac} = F_y^{ac} \cos(\omega t) \hat{\mathbf{y}}$ for perpendicular driving.

We measure the time-averaged skyrmion velocities in the x direction $\langle V_x \rangle = \sum_{i=1}^{N_s} 2\pi \langle \mathbf{v}_i \cdot \hat{\mathbf{x}} \rangle / N_s \omega a$ and y -direction $\langle V_y \rangle = \sum_{i=1}^{N_s} 2\pi \langle \mathbf{v}_i \cdot \hat{\mathbf{y}} \rangle / N_s \omega a$. Here, due to the periodicity of the substrate, phase locked steps occur

when the skyrmions travel integer multiples of the substrate periodicity na during each ac drive cycle, allowing us to label the steps $n = 0$ for the pinned phase and $n = 1, 2, \dots$ for the higher order steps. We focus on the two ac frequencies $\omega = 8 \times 10^{-4}$ inverse simulation time steps for the longitudinal ac driving and $\omega = 1.6 \times 10^{-3}$ inverse simulation time steps for the transverse ac driving, and use a substrate lattice constant of $a = 3.272$.

We use two different driving protocols as illustrated in Fig. 1. For longitudinal driving, we have

$$\mathbf{F}^{\text{drive}} = F^{dc} \hat{\mathbf{x}} + F_x^{ac} \cos(\omega t) \hat{\mathbf{x}}, \quad (3)$$

corresponding to the conditions under which Shapiro steps arise for an overdamped system. For transverse driving, we have

$$\mathbf{F}^{\text{drive}} = F^{dc} \hat{\mathbf{x}} + F_y^{ac} \cos(\omega t) \hat{\mathbf{y}}, \quad (4)$$

which would produce no Shapiro steps in the overdamped limit.

In Fig. 1(a) we show the skyrmion trajectories for $F_x^{ac} = 1.0$, $F^{dc} = 0.0$, $\alpha_m/\alpha_d = 1.0$, and a skyrmion density of $\rho_s = 0.001$. In this case the skyrmions are pinned and form a triangular lattice that is commensurate with the substrate. The ac drive causes the skyrmions to oscillate in the potential minima; however, their motion is not strictly in the x -direction but is tilted at an angle of $\theta = 45^\circ$ with respect to the x direction due to the Magnus force, which induces a velocity component perpendicular to the ac driving direction. In the absence of a substrate, a dc or ac drive applied in the x -direction causes the skyrmions to move at an angle $\theta = \arctan(\alpha_m/\alpha_d)$ with respect to the driving direction, so that in the overdamped limit of $\alpha_m = 0.0$ the skyrmion moves parallel to the direction of the net external driving force. In Fig. 1(b), we rotate the direction of the ac drive to be in the transverse direction with $F_y^{ac} = 0.75$ and $F^{dc} = 0$ for a sample with $\alpha_m/\alpha_d = 0.0$. In this case the skyrmion motion follows strictly 1D paths aligned with the y -direction that pass through the potential minima of the substrate. For $\alpha_m/\alpha_d = 1.0$, as shown in Fig. 1(c), the skyrmions rotate in counterclockwise elliptical patterns, showing that the Magnus force can induce x -direction motion even when the drive is applied only in the y -direction. In the absence of the substrate the ac drive would produce only 1D trajectories at an angle with respect to the y -axis. This highlights the fact that the Magnus force affects how the skyrmions move when interacting with forces induced by the substrate.

III. LONGITUDINAL AC DRIVING

We first consider the case illustrated in Fig. 1(a) of ac driving in the longitudinal direction. We conduct a series of simulations for increasing α_m/α_d and focus on the single skyrmion limit. In general we find that the Shapiro

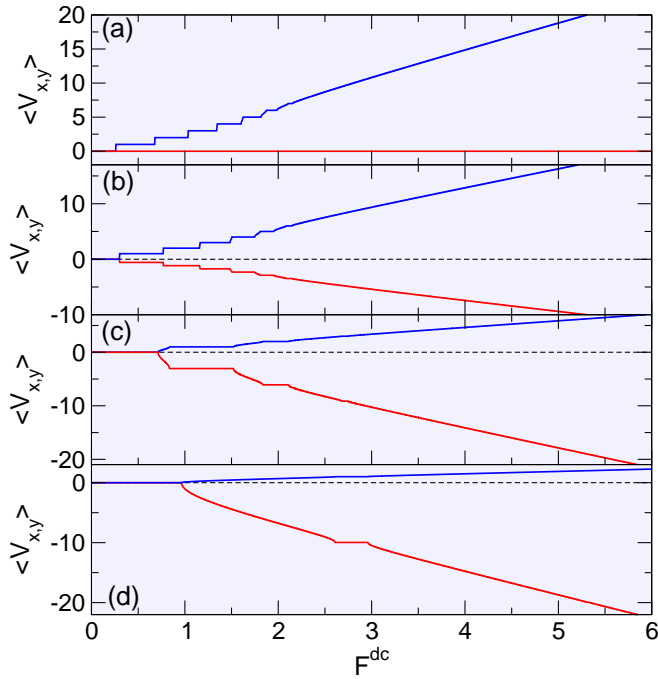


FIG. 2: $\langle V_x \rangle$ (upper blue curves) and $\langle V_y \rangle$ (lower red curves) vs F^{dc} for the system in Fig. 1(a) in the single skyrmion limit at $F_x^{ac} = 1.0$. (a) In the overdamped limit of $\alpha_m/\alpha_d = 0$, $\langle V_y \rangle = 0$ and a series of steps appear in $\langle V_x \rangle$ indicating phase locking. (b) At $\alpha_m/\alpha_d = 0.58$, $\langle V_y \rangle$ is finite. (c) $\alpha_m/\alpha_d = 3.042$ and (d) $\alpha_m/\alpha_d = 9.962$ show the increase of skyrmion motion in the direction transverse to the substrate and the shift in the locking phases.

steps we observe remain robust when finite skyrmion-skyrmion interactions are included; however, additional features can arise for varied fillings when the skyrmion structure is incommensurate with the substrate, as we discuss in Section V. In Fig. 2(a) we plot $\langle V_x \rangle$ and $\langle V_y \rangle$ versus F^{dc} for the system in Fig. 1(a) at $F_x^{ac} = 1.0$ in the overdamped limit of $\alpha_m/\alpha_d = 0$. Here $\langle V_y \rangle = 0$ while $\langle V_x \rangle$ shows a series of steps indicative of the phase locking. These features are similar to those observed for other overdamped systems moving over quasi-1D periodic substrates such as vortices in type-II superconductors moving over quasi-1D substrate modulations. In Fig. 2(b), when $\alpha_m/\alpha_d = 0.58$, both $\langle V_y \rangle$ and $\langle V_x \rangle$ are finite and have a ratio of $|\langle V_y \rangle / \langle V_x \rangle| \approx 0.58$. Here the phase locking is still occurring, but the intervals of F^{dc} in which the phase locking steps appear are shifted. Figure 2(c) shows that at $\alpha_m/\alpha_d = 3.042$, both $|\langle V_y \rangle|$ and some of the step widths have increased in size, and there are no clear regions between the steps where no phase locking is occurring. In Fig. 2(d), at $\alpha_m/\alpha_d = 9.962$, there is only a single phase locking step.

To more clearly demonstrate the behavior of the steps for varied α_m/α_d , in Fig. 3(a) we plot $\langle V_x \rangle$ versus F^{dc} for α_m/α_d ranging from 0.0 to 11.147, with the evolution of the first three locking steps $n = 1$ to 3 highlighted.

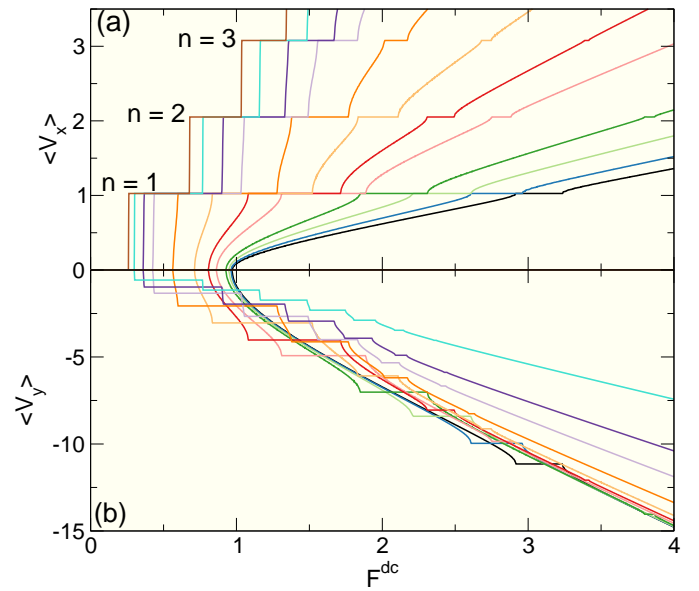


FIG. 3: (a) $\langle V_x \rangle$ vs F^{dc} at $A_p = 1.0$ for $\alpha_m/\alpha_d = 0.0$ (brown), 0.577 (light blue), 0.98 (dark purple), 1.33 (light purple), 2.06 (dark orange), 3.042 (light orange), 4.0 (dark red), 4.92 (light red), 7.0 (dark green), 8.407 (light green), 9.962 (dark blue), and 11.147 (black), from left to right. Here $\langle V_x \rangle$ exhibits quantized values corresponding to specific steps. (b) The corresponding values of $\langle V_y \rangle$ vs F^{dc} , which contains steps that are not quantized.

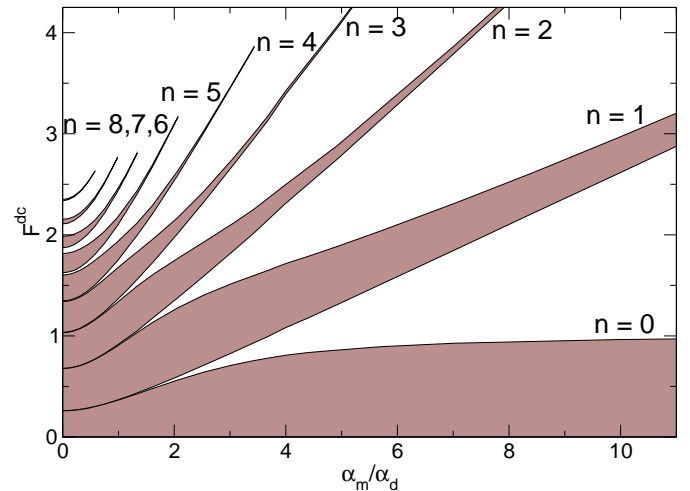


FIG. 4: The regions of phase locking for the $n = 0$ to $n = 8$ steps as a function of F^{dc} and α_m/α_d . The width of the steps is reduced and the steps shift to higher values of F^{dc} with increasing α_m/α_d .

For a given value of n , the step in $\langle V_x \rangle$ has a fixed value regardless of the choice of α_m/α_d , and each step shifts to higher values of F^{dc} with increasing α_m/α_d . The corresponding $\langle V_y \rangle$ versus F^{dc} plot in Fig. 3(b) shows that the steps in $\langle V_y \rangle$ are not quantized in integer multiples of $2\pi/a\omega$. The quantization of the $\langle V_x \rangle$ arises from the

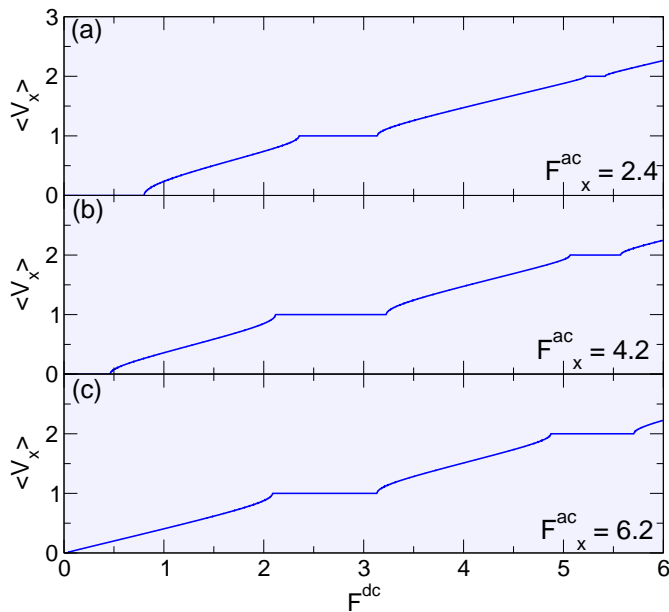


FIG. 5: $\langle V_x \rangle$ vs F^{dc} for $\alpha_m/\alpha_d = 9.962$. (a) $F_x^{ac} = 2.4$. (b) $F_x^{ac} = 4.2$. (c) $F_x^{ac} = 6.2$.

periodicity of the substrate in the x -direction, and since the y -direction has no periodicity, there is no quantization of $\langle V_y \rangle$. In Fig. 4 we highlight the evolution of the widths of the $n = 0$ through $n = 8$ steps as a function of F^{dc} and α_m/α_d at $F_x^{ac} = 1.0$. At $\alpha_m/\alpha_d = 0$, the largest number of phase locking steps can be resolved. We observe two general trends as α_m/α_d increases. First, for $n > 3$, the widths of the locking regions decrease and the intervals of F^{dc} over which the locking occurs shift to higher values of F^{dc} , with the magnitude of this shift increasing with increasing n . Second, the width of the $n = 1, 2$, and 3 steps initially increases for increasing α_m/α_d before reaching a maximum and then decreasing again. The width of the $n = 0$ step reaches a maximum with increasing α_m/α_d and then saturates. The shift in the locations of the phase locking regions arises because the angle at which the skyrmions move with respect to the x -axis increases with increasing α_m/α_d , causing the skyrmions to spend larger intervals of time interacting with the repulsive portion of the substrate potential. As a result, higher values of F^{dc} must be applied to cause the skyrmion to translate in the x -direction at larger α_m/α_d .

We next determine if the phase locking steps at high Magnus force prefactor are of the Shapiro type. In Fig. 5 we plot $\langle V_x \rangle$ versus F^{dc} for $\alpha_m/\alpha_d = 9.962$ at $F_x^{ac} = 2.4, 4.2$, and 6.2 to show the variation in the widths of the $n = 0, n = 1$, and $n = 2$ steps. In Fig. 6 we plot the widths Δ_0 and Δ_1 of the $n = 0$ and $n = 1$ steps, respectively, versus F_x^{ac} . Each step shows the characteristic oscillation expected for Shapiro steps, where the width of step n is proportional to $|J_n(F_x^{ac})|$, where J_n is the n th-order Bessel function⁵. The solid lines in Fig. 6(a,b) are fits to $|J_0|$ and $|J_1|$, respectively. The higher order steps obey

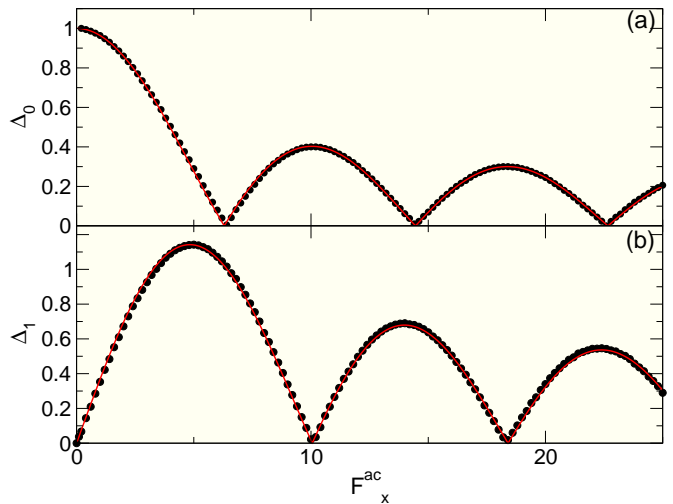


FIG. 6: (a) The width Δ_0 of the $n = 0$ step vs F_x^{ac} for the system in Fig. 5 at $\alpha_m/\alpha_d = 9.962$. The solid line is a fit to the $|J_0|$ Bessel function. (b) The width Δ_1 of the $n = 1$ step vs F_x^{ac} for the same system. The solid line is a fit to the $|J_1|$ Bessel function. In each case the width of step n shows an oscillation of the form of the Bessel function $|J_n(F_x^{ac})|$, which is characteristic of Shapiro step phase locking.

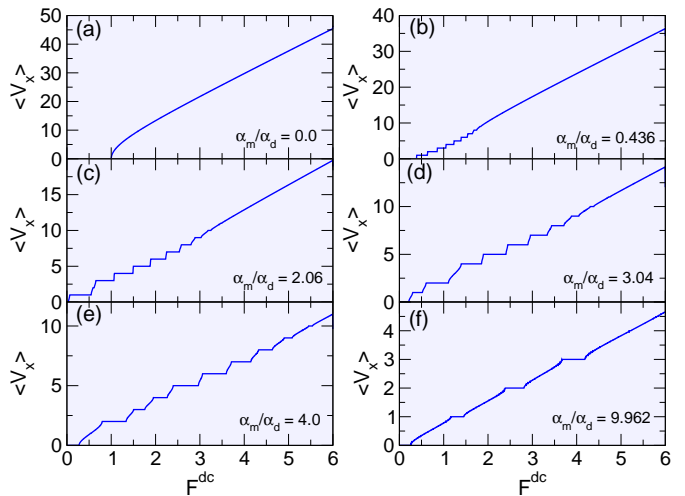


FIG. 7: $\langle V_x \rangle$ vs F^{dc} for a system with dc driving in the x -direction and ac driving $F_y^{ac} = 1.0$ in the y -direction. (a) At $\alpha_m/\alpha_d = 0.0$, there are no steps in $\langle V_x \rangle$. (b) At $\alpha_m/\alpha_d = 0.436$, steps are present. (c) $\alpha_m/\alpha_d = 2.06$. (d) $\alpha_m/\alpha_d = 3.04$. (e) $\alpha_m/\alpha_d = 4.0$. (f) $\alpha_m/\alpha_d = 9.962$.

similar fits. This indicates that in the Magnus-dominated limit, Shapiro step phase locking is occurring.

IV. TRANSVERSE AC DRIVING

We next consider the case illustrated in Fig. 1(b,c), where the ac drive is applied transverse to the direction of the substrate potential. In the overdamped limit of

$\alpha_m/\alpha_d = 0$, such a drive causes the skyrmion to oscillate in the y -direction as shown in Fig. 1(b), and when a finite dc drive is applied in the longitudinal direction, a single washboard oscillation frequency in the x -direction is generated by the motion of the skyrmion over the periodic substrate. Since only one frequency is present, there is no coupling between two frequencies, so mode locking does not occur. When the Magnus force is finite, the transverse ac drive induces an oscillating velocity component in the longitudinal or x -direction as well as in the y -direction, as illustrated in Fig. 1(c), so that it is possible for the dc-induced washboard frequency to couple to the transverse ac frequency and generate a transverse Shapiro step. In Fig. 7 we plot $\langle V_x \rangle$ vs F^{dc} for a single skyrmion moving with $F_y^{ac} = 1.0$. At $\alpha_m/\alpha_d = 0$, shown in Fig. 7(a), there are no steps in $\langle V_x \rangle$, indicating the lack of phase locking, while the corresponding $\langle V_y \rangle = 0$. Depinning occurs at the threshold value F_c of $F_c = A_p = 1.0$. Figure 7(b) shows that at $\alpha_m/\alpha_d = 0.436$, the depinning threshold has dropped substantially to $F_c = 0.4$ and a series of steps are now visible for $0.4 < F^{dc} < 2.0$, indicating that phase locking is occurring. For $\alpha_m/\alpha_d > 0.0$, $\langle V_y \rangle$ is finite and the $|\langle V_y \rangle|$ versus F^{dc} curve has exactly the same form as $\langle V_x \rangle$ versus F^{dc} , but the magnitude of $|\langle V_y \rangle|$ is multiplied by α_m/α_d . In Fig. 7(c,d) we plot $\langle V_x \rangle$ versus F^{dc} for samples with $\alpha_m/\alpha_d = 2.06$ and 3.04 , respectively. Here, the widths of the locking steps increase with increasing α_m/α_d and the step locations are shifted to higher values of F^{dc} . In samples with $\alpha_m/\alpha_d = 4.0$ and 9.962 , as shown in Fig. 7(e,d), respectively, the steps extend out to larger values of F^{dc} , and the non-phase locking regions between the steps are also extended. The steps in $\langle V_x \rangle$ once again occur at quantized values of $n\omega/2\pi$ due to the periodicity in the x -direction, while the steps in $\langle V_y \rangle$ do not have quantized values.

In Fig. 8 we plot the location of the upper edge of the $n = 0$ step as a function of F^{dc} and α_m/α_d for the system shown in Fig. 6 with $A_p = 1.0$. This is equivalent to the threshold depinning force F_c . Here $F^{dc}/A_p = 1.0$ at $\alpha_m/\alpha_d = 0.0$ and it decreases to zero at $\alpha_m/\alpha_d = 1.226$. There is a local maximum in F^{dc}/A_p at $\alpha_m/\alpha_d = 1.55$, followed by another minimum near $\alpha_m/\alpha_d = 2.2$ and a broad plateau for higher values of α_m/α_d . This oscillatory behavior in the $n = 0$ step width is absent for longitudinal ac driving, as shown in Fig. 5 where F_c exhibits only monotonic behavior. The dips and maxima in F_c for the transverse ac driving are associated with transitions in the shape of the skyrmion orbits during a single ac drive cycle for increasing α_m/α_d .

In Fig. 9 we illustrate the skyrmion trajectories in a subsection of the system on the $n = 0$ step at the points labeled (a-d) in Fig. 8. Figure 9(a) shows that for $\alpha_m/\alpha_d = 0$ and $F^{dc} = 0.1$, the skyrmion moves in a 1D path in the y -direction along the potential minimum. At $\alpha_m/\alpha_d = 0.75$ and $F^{dc} = 0.2$, in Fig. 9(b), the skyrmion forms an elliptical orbit that is confined within a single potential trough. On the local maximum in the

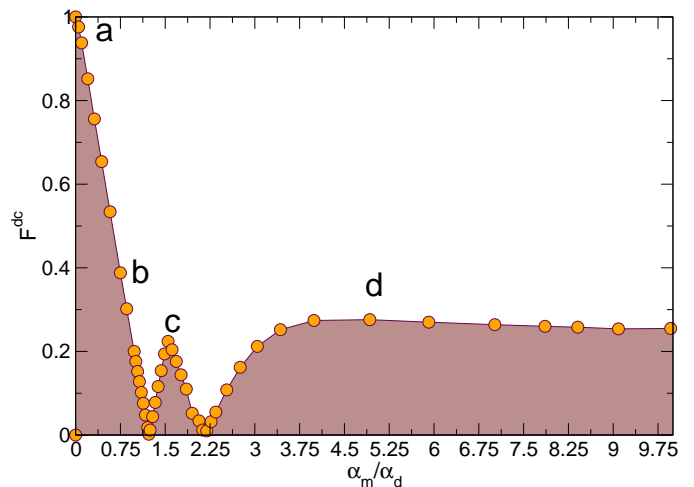


FIG. 8: The location of the upper edge of the $n = 0$ step as a function of F^{dc} and α_m/α_d for the system in Fig. 6 with a transverse ac drive of $F_y^{ac} = 1.0$. Here there are several local minima and maxima that are associated with changes in the skyrmion orbits, as shown in Fig. 9 at the points marked a-d.

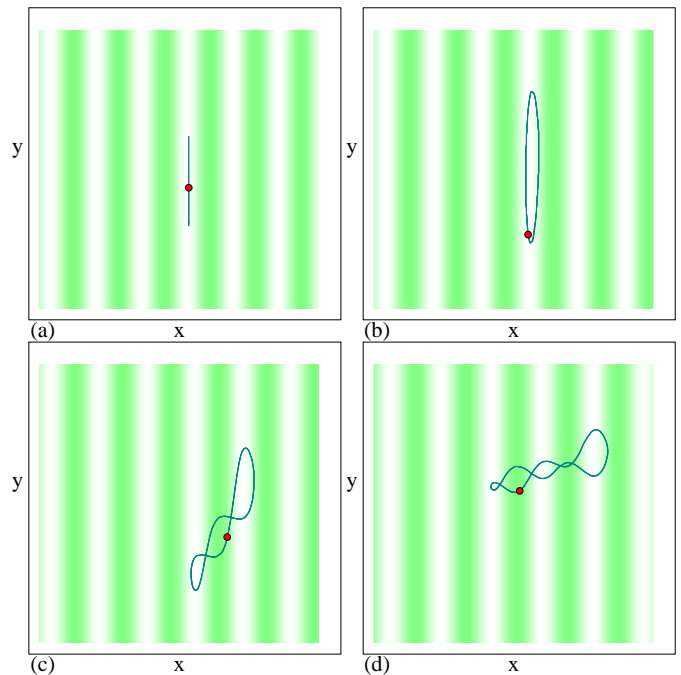


FIG. 9: Skyrmions (red dots), potential maxima (darker regions), potential minima (lighter regions), and skyrmion trajectories (lines) in a portion of the system in Fig. 8 along the $n = 0$ step at the points labeled (a-d) in Fig. 8. (a) At $\alpha_m/\alpha_d = 0.0$ for $F^{dc} = 0.1$, there is 1D motion in the y -direction. (b) $\alpha_m/\alpha_d = 0.75$ at $F^{dc} = 0.2$. (c) At $\alpha_m/\alpha_d = 1.54$ and $F^{dc} = 0.1$, the skyrmion moves between two potential minima. (d) At $\alpha_m/\alpha_d = 4.92$ and $F^{dc} = 0.2$, the skyrmion moves between three potential minima.

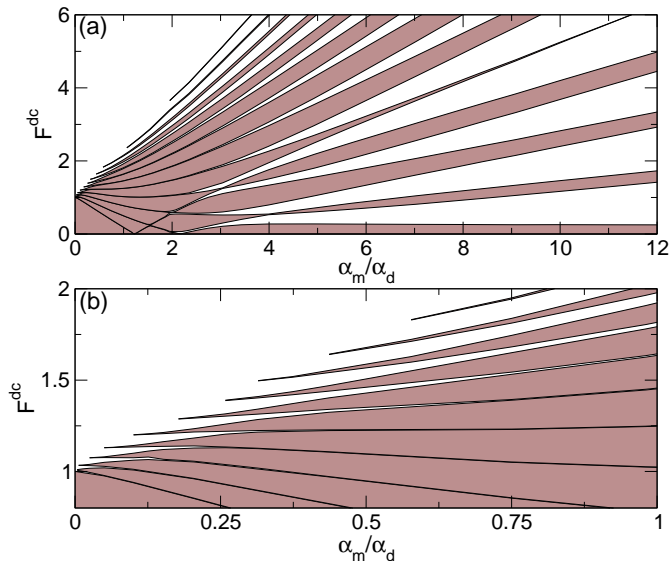


FIG. 10: (a) Evolution of the regions in which the $n = 0, 1, 2, 3, 4, 5, 6, 7, 8, 9, 10,$ and 11 steps (from bottom to top) appear as a function of F^{dc} and α_m/α_d for $F_y^{ac} = 1.0$. Increasing the Magnus force produces enhanced phase locking. (b) A blowup of panel (a) in the region of small α_m/α_d showing that the steps vanish as α_m/α_d goes to zero.

$n = 0$ step marked point c in Fig. 8, at $\alpha_m/\alpha_d = 1.54$ and $F^{dc} = 0.1$, the skyrmion forms a more complicated 2D orbit that has three lobes. In a single ac drive cycle the skyrmion translates back and forth by two substrate lattice constants. The dip in F_c at $\alpha_m/\alpha_d = 1.226$ shown in Fig. 8 corresponds to the point at which the skyrmion orbit transitions from being confined in one potential minimum to traversing two potential minima. Above the second local minimum at $\alpha_m/\alpha_d = 2.2$ in Fig. 8, the skyrmion orbit becomes even more complex, as illustrated in Fig. 9(d) for $\alpha_m/\alpha_d = 4.92$ and $F^{dc} = 0.2$. The skyrmion now moves between three substrate potential minima in a single ac drive cycle. The local minimum in the $n = 0$ step width at $\alpha_m/\alpha_d = 2.2$ then corresponds to the transition in the skyrmion motion from traversing two substrate minima to traversing three substrate minima. For higher values of α_m/α_d , additional minima in F_c could occur that would be correlated with orbits traversing four or more substrate minima. We expect that additional substrate minima would be resolvable in samples with a smaller substrate lattice constant a .

In Fig. 10(a) we highlight the regions of phase locking as a function of F^{dc} and α_m/α_d for steps $n = 0$ through $n = 11$ for the system in Fig. 7. When $\alpha_m/\alpha_d = 0$, all the steps with $n \geq 1$ vanish, as illustrated in Fig. 10(b) where we plot the regime $0 \leq \alpha_m/\alpha_d \leq 1.0$. As the Magnus force increases, a larger number of steps can be resolved. In general, the step widths increase with increasing α_m/α_d ; however, certain steps such as $n = 1, 2,$ and 3 show step width oscillations. In the case of longitudinal ac driving, the skyrmion orbits along the different lock-

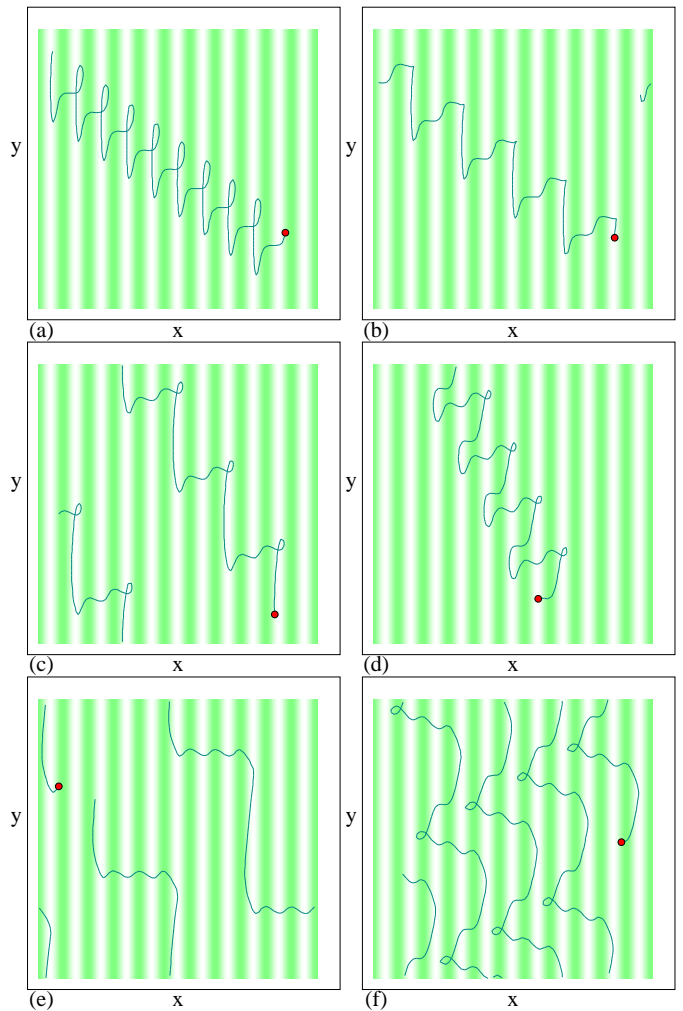


FIG. 11: Skyrmions (red dots), potential maxima (darker regions), potential minima (lighter regions), and skyrmion trajectories (lines) for the system in Fig. 9. (a) $n = 1$ orbit at $\alpha_m/\alpha_d = 0.75$ and $F^{dc} = 0.6$. (b) $n = 2$ orbit at $\alpha_m/\alpha_d = 0.75$ and $F^{dc} = 0.7$. (c) $n = 2$ orbit at $\alpha_m/\alpha_d = 1.55$ and $F^{dc} = 0.5$. (d) $n = 1$ orbit at $\alpha_m/\alpha_d = 2.06$ and $F^{dc} = 0.3$. Here the skyrmion translates by $2a$ in the positive x direction followed by a in the negative x direction for a net transport by a distance a in the x -direction during each ac cycle. (e) $n = 3$ orbit at $\alpha_m/\alpha_d = 2.06$ and $F^{dc} = 0.67$. (f) $n = 1$ orbit at $\alpha_m/\alpha_d = 5.92$ and $F^{dc} = 0.67$.

ing steps are always 1D in nature. In contrast, the orbits are much more complicated for transverse ac driving. In Fig. 11(a) we show the $n = 1$ skyrmion orbit from Fig. 10 at $\alpha_m/\alpha_d = 0.75$ and $F^{dc} = 0.6$. The skyrmion translates in the positive x -direction and negative y -direction, making an angle close to $\theta = \arctan(\alpha_m/\alpha_d) = 36.9^\circ$ with the x -axis. During a single orbit the skyrmion passes through a loop and translates by one lattice constant in the x -direction. Figure 11(b) illustrates the $n = 2$ orbit for $\alpha_m/\alpha_d = 0.75$ at $F^{dc} = 0.7$, where the skyrmion translates two lattice constants in the x -direction per ac cycle. On the $n = 2$ step for $\alpha_m/\alpha_d = 1.55$, and $F^{dc} = 0.5$,

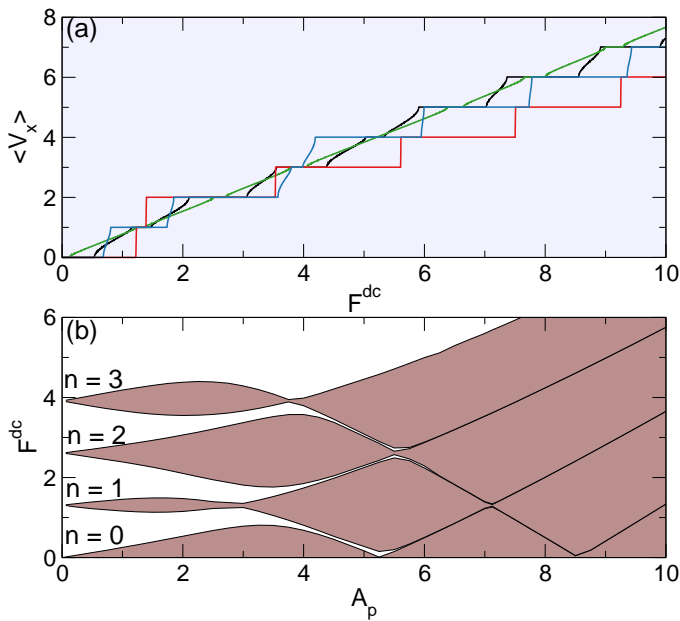


FIG. 12: (a) $\langle V_x \rangle$ vs F^{dc} for $F_y^{ac} = 1.0$, $\alpha_m/\alpha_d = 9.962$, and $A_p = 0.5$ (black), 2.0 (green), 4.0 (blue), and 7.0 (red). (b) The evolution of the $n = 0, 1, 2$, and 3 step widths as a function of F^{dc} and A_p for the system in panel (a).

shown in Fig. 11(c), the skyrmion moves at a steeper angle of $\theta = 57.1^\circ$ from the x -axis. In Fig. 11(d), which shows the $n = 1$ orbit at $\alpha_m/\alpha_d = 2.06$ and $F^{dc} = 0.3$, during a single ac drive cycle the skyrmion initially moves $2a$ in the positive x -direction before moving a in the negative x -direction, producing a net translation in the x -direction of a distance a per ac cycle. Figure 11(e) shows the $\alpha_m/\alpha_d = 2.06$ system in the $n = 3$ orbit at $F^{dc} = 67$, where the skyrmion translates by $3a$ in a single ac cycle. On the $n = 1$ step at $\alpha_m/\alpha_d = 4.92$ and $F^{dc} = 0.67$, plotted in Fig. 11(f), the skyrmion moves $3a$ in the positive x -direction during the first portion of the ac drive cycle followed by $2a$ in the negative x -direction during the second portion of the ac drive cycle, producing a net translation of a in the x direction during a single ac cycle. We observe similar orbits for the other values of n , and find that the net angle of the skyrmion motion with respect to the x axis increases with increasing α_m/α_d .

A. Dependence on Substrate Strength and ac Amplitude

We next consider the effect of the substrate strength on the transverse locking steps at $\alpha_m/\alpha_d = 9.962$ and $F_y^{ac} = 1.0$. In Fig. 12(a) we plot $\langle V_x \rangle$ versus F^{dc} for $A_p = 0.5, 2.0, 4.0$, and 7.0 . At the lower values of A_p , the phase locking steps decrease in width, and the steps completely vanish when $A_p = 0$. This is highlighted in Fig. 12(b) where we plot the widths of the $n = 0, 1, 2$, and 3 steps as a function of F^{dc} and A_p . The width of

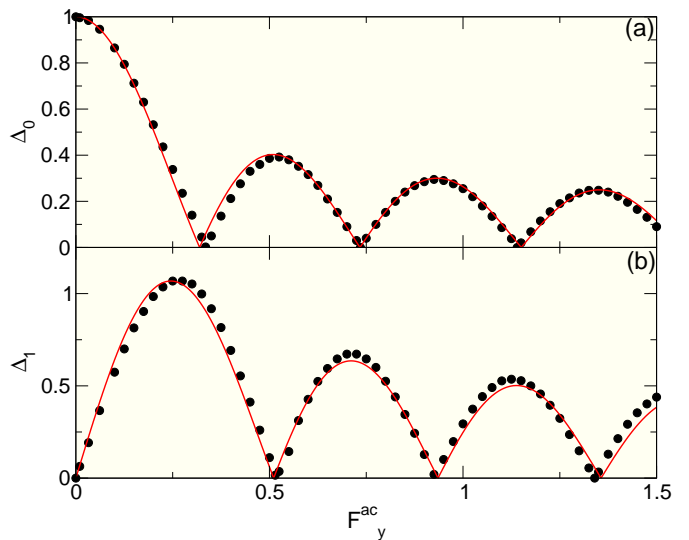


FIG. 13: (a) The width Δ_0 of the $n = 0$ step vs F_y^{ac} for the system in Fig. 12 at $\alpha_m/\alpha_d = 9.962$ and $A_p = 1.0$. The solid line is a fit to the $|J_0|$ Bessel function. (b) The width Δ_1 of the $n = 1$ step vs F_y^{ac} for the same system. The solid line is a fit to the $|J_1|$ Bessel function.

the locking regions oscillates with increasing A_p , and for $A_p > 8.0$ all the locking phases shift linearly to higher values of F^{dc} with increasing A_p . The step width oscillations arise due to variations in the number of potential minima through which the skyrmion orbit passes during a single ac drive cycle, similar to what was observed for fixed A_p and varied α_m/α_d . This result shows that the transverse phase locking is a generic feature that appears in both the strong and weak substrate regimes, and that it is more pronounced for stronger substrates.

We next examine the dependence of the step widths at a fixed A_p on the ac driving amplitudes, as shown in Fig. 13 where we plot Δ_0 and Δ_1 versus F_y^{ac} for $A_p = 1.0$ and $\alpha_m/\alpha_d = 9.962$. The solid lines are fits to $\Delta_n \propto |J_n(F_y^{ac})|$, indicating that the transverse phase locking steps are also of the Shapiro step type, similar to the longitudinal phase locking steps.

V. COLLECTIVE EFFECTS

We next consider assemblies of interacting skyrmions for the system shown in Fig. 1. In general, when the skyrmion density is commensurate with the substrate and the skyrmions can form a triangular lattice, skyrmion-skyrmion interactions cancel and we find the same types of phase locking observed in the single skyrmion systems. For incommensurate fillings where dislocations are present or when the skyrmion structure becomes distorted or anisotropic in the pinned phase, we find that it is possible for additional fractional phase locking to occur between the integer phase locking steps. These fractional locking steps occur when a portion of the skyrmions are

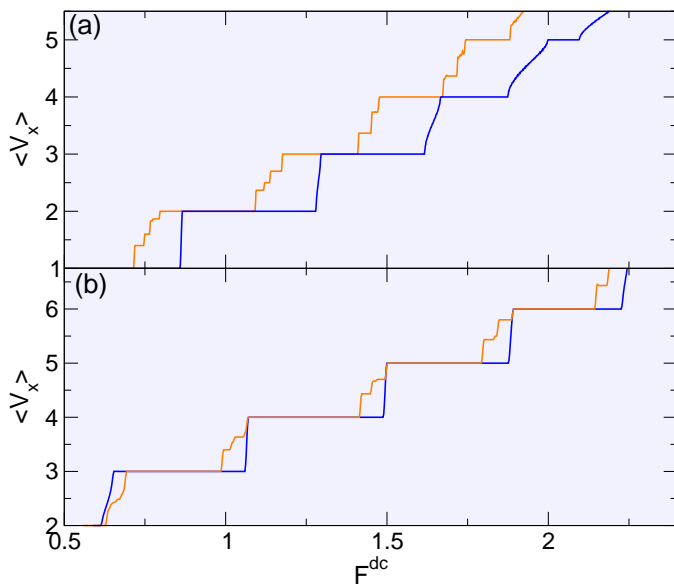


FIG. 14: $\langle V_x \rangle$ vs F^{dc} at $\alpha_m/\alpha_d = 2.0$. (a) ac driving in the x -direction with $F_x^{ac} = 1.0$ for a single skyrmion (dark blue line) and a sample containing multiple skyrmions at a density of $\rho_s = 0.04$ (light orange line), showing that fractional phase locking steps can arise. (b) The same for ac driving in the y -direction at $F_y^{ac} = 1.0$.

locked to step n and the remainder of the skyrmions are locked to step $n - 1$. In Fig. 14(a) we plot $\langle V_x \rangle$ versus F^{dc} for a system with ac driving in the x -direction at $\alpha_m/\alpha_d = 2.06$ and $F_x^{ac} = 1.0$ to compare the results for a single skyrmion with a system at a skyrmion density of $\rho_s = 0.04$. There are no fractional steps in the single skyrmion system; however, when interacting skyrmions are present we find fractional steps n/m , where n and m are integers. Figure 14(b) shows the same system for ac driving in the y -direction, where the same types of fractional steps arise. The fractional steps appear at incommensurate fields when it is possible to have two effective particle species in the system. One species is commensurate and the other is associated with interstitials, dislocations, or vacancies. In overdamped systems such as superconducting vortices moving over 2D periodic substrates, similar integer steps for individual or non-interacting vortices appear at commensurate matching fillings while additional fractional locking steps arise at non-matching fields¹⁹.

At much higher skyrmion densities and for sufficiently strong substrate strengths, the pinned skyrmion structures become highly anisotropic due to the confinement in the 1D pinning rows. In the moving phase just above depinning, the effectiveness of the pinning is partially reduced and the repulsive skyrmion-skyrmion interactions favor a more uniform structure. The competition between skyrmion-skyrmion and skyrmion-substrate interactions produces a series of order-disorder transitions in the moving state. On the phase-locked steps, the

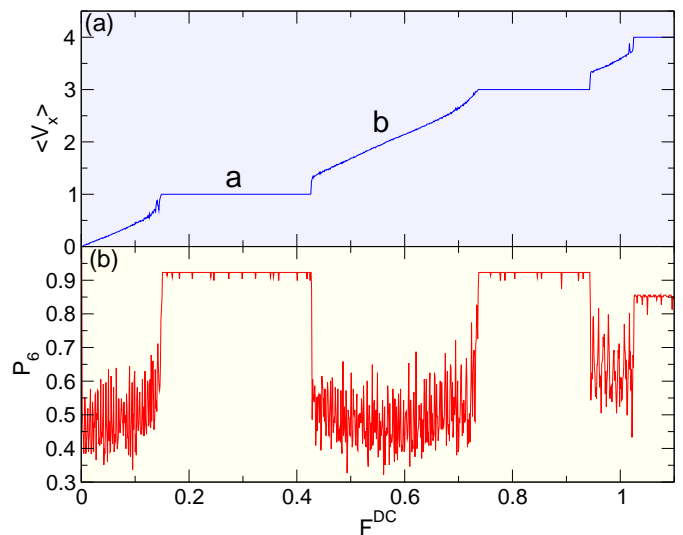


FIG. 15: (a) $\langle V_x \rangle$ vs F^{dc} at $F_y^{ac} = 1.0$ and $\alpha_m/\alpha_d = 2.06$ for a sample with a skyrmion density of $\rho_s = 0.4$. (b) The fraction of six-fold coordinated particles P_6 vs F^{dc} for the same system showing that along the phase-locked steps the skyrmions form a much more ordered state.

skyrmions form an ordered moving anisotropic lattice and travel in a synchronized fashion, while between the phase locking steps the skyrmions adopt a more isotropic or liquid like configuration.

In Fig. 15(a) we plot $\langle V_x \rangle$ versus F^{dc} for a sample with $F_y^{ac} = 1.0$, $\alpha_m/\alpha_d = 2.06$, and a skyrmion density of $\rho_s = 0.4$, showing the $n = 1, 3$, and 4 phase locking steps. Figure 15(b) illustrates the corresponding fraction of six-fold coordinated skyrmions $P_6 = N_s^{-1} \sum_{i=1}^{N_s} \delta(6 - z_i)$, where z_i is the coordination number of skyrmion i obtained from a Voronoi construction. On the phase locking steps, P_6 increases to $P_6 = 0.92$, while between the steps $P_6 \approx 0.5$ on average and shows strong fluctuations. In Fig. 16(a,b) we show the real space locations of the skyrmions and the corresponding structure factor $S(k)$ on the $n = 1$ step at $F^{dc} = 0.25$ from Fig. 15. The skyrmions are all moving together and form a partially ordered but anisotropic lattice. Even though the system is anisotropic, most of the skyrmions have six neighbors, so that $P_6 \approx 0.9$. Figure 16(c,d) shows the same sample at $F^{dc} = 0.6$, corresponding to the non-phase locking region labeled **b** in Fig. 15. Here the skyrmions form a disordered structure that is less anisotropic than the phase locked state. We observe similar sets of dynamical order-disorder transitions between step and non-step regions for increasing F^{dc} and find similar effects for ac driving in the x -direction. Studies in overdamped systems of collections of interacting vortices also show that the vortices are more ordered and exhibit suppressed noise fluctuations in a phase locked region^{23,25}. At higher F^{dc} , the effectiveness of the substrate gradually diminishes, the phase locking steps disappear, and the skyrmions can re-

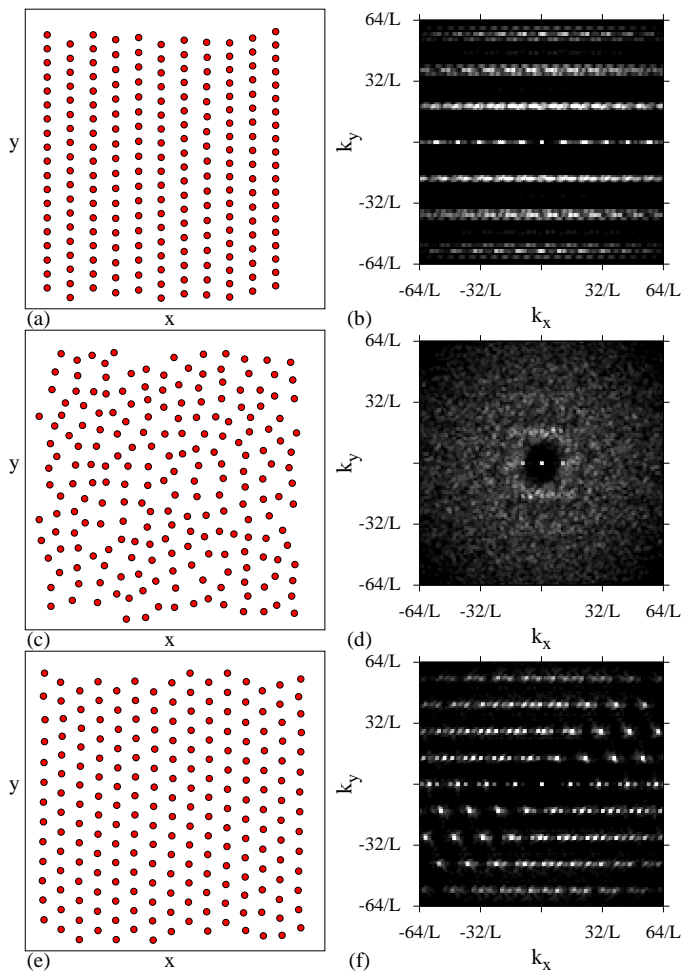


FIG. 16: (a,c,e) The real space positions of the skyrmions from Fig. 15 and (b,d,f) the corresponding structure factors $S(k)$. (a,b) The $n = 1$ phase locked step at $F^{dc} = 0.25$ from the point labeled **a** in Fig. 15(a) shows a partially ordered anisotropic structure. (c,d) On the non-step region at $F^{dc} = 0.6$ labeled **b** in Fig. 15(a), the skyrmions form a disordered liquid like structure. (d,e) On a non-step region at $F^{dc} = 9.0$, the system forms a moving lattice.

order into a more uniform moving crystal state as shown in Fig. 16(e,f) at $F^{dc} = 9.0$. Similar dynamical reordering to a triangular lattice for high drives has been observed for skyrmions interacting with random pinning⁴⁹ as well as for vortices driven over random pinning arrays^{55,56}.

These results show that Shapiro steps for skyrmions interacting with a periodic substrate are a robust feature that occurs for a variety of skyrmion densities and substrate strengths. The change in the skyrmion lattice structure as the system passes in and out of phase locked states as a driving current is swept could be observed using neutron scattering or noise measurements.

VI. SUMMARY

We have analyzed Shapiro steps for skyrmions interacting with periodic quasi-one-dimensional substrates in the presence of combined dc and ac drives, with a specific focus on the role of the Magnus force in the dynamics. When the dc and ac drives are both applied in the longitudinal direction, which is aligned with the substrate periodicity, phase locking occurs, and as the role of the Magnus force increases, the phase locking steps gradually reduce in width and shift to higher values of the driving force. The skyrmions move at an angle to the direction of the external dc drive that increases as the contribution of the Magnus force increases. When the ac drive is applied perpendicular to the dc drive and the substrate periodicity direction, there is no phase locking in the overdamped limit; however, when there is a finite Magnus force, phase locking can occur. On the phase locked steps the skyrmions move in intricate two-dimensional periodic orbits. We map out the evolution of the phase locked regions for the transverse and longitudinal ac driving for varied contribution of the Magnus force, ac driving amplitudes, and substrate strength. When collective interactions between skyrmions are introduced, fractional Shapiro steps can appear. For strong substrate strengths and higher skyrmion densities, both longitudinal and transverse phase locking steps occur that are associated with dynamically induced transitions between an ordered anisotropic solid on the steps to a fluctuating liquid state in the non-phase locked regimes. Such transitions could be observed with neutron scattering.

Acknowledgments

This work was carried out under the auspices of the NNSA of the U.S. DoE at LANL under Contract No. DE-AC52-06NA25396.

¹ M. Bennett, M.F. Schatz, H. Rockwood, and K. Wiesenfeld, Huygen's clocks, *Proc. Roy. Soc. A* **458**, 563 (2002).
² E. Ott, *Chaos* (Cambridge, New York, 1993).
³ A. Pikovsky, M. Rosenblum, and J. Kurths, *Synchronization: A Universal Concept in Nonlinear Sciences* (Cambridge Univ. Press, Cambridge, 2001).
⁴ S. Shapiro, Josephson currents in superconducting tunneling: the effect of microwaves and other observations, *Phys.*

Rev. Lett. **11**, 80 (1963).

⁵ A. Barone and G. Paterno, *Physics and Applications of the Josephson Effect* (Wiley, New York, 1982).

⁶ S. P. Benz, M. S. Rzchowski, M. Tinkham, and C. J. Lobb, Fractional giant Shapiro steps and spatially correlated phase motion in 2D Josephson arrays, *Phys. Rev. Lett.* **64**, 693 (1990); D. Domínguez and J. V. José, Giant Shapiro steps with screening currents, *Phys. Rev. Lett.* **69**,

- 514 (1992).
- ⁷ S. N. Coppersmith and P. B. Littlewood, Interference phenomena and mode locking in the model of deformable sliding charge-density waves, *Phys. Rev. Lett.* **57**, 1927 (1986).
 - ⁸ G. Grüner, The dynamics of charge-density waves, *Rev. Mod. Phys.* **60**, 1129 (1988).
 - ⁹ R. E. Thorne, J. S. Hubacek, W. G. Lyons, J. W. Lyding, and J. R. Tucker, ac-dc interference, complete mode locking, and origin of coherent oscillations in sliding charge-density-wave systems, *Phys. Rev. B* **37**, 10055 (1988).
 - ¹⁰ G. Kriza, G. Quirion, O. Traetteberg, W. Kang, and D. Jérôme, Shapiro interference in a spin-density-wave system, *Phys. Rev. Lett.* **66**, 1922 (1991).
 - ¹¹ B. Hu and J. Tekić, Amplitude and frequency dependence of the Shapiro steps in the dc- and ac-driven overdamped Frenkel-Kontorova model, *Phys. Rev. E* **75**, 056608 (2007); J. Tekić and B. Hu, Noise-induced Bessel-like oscillations of Shapiro steps with the period of the ac force, *Phys. Rev. B* **78**, 104305 (2008).
 - ¹² C. Thomas and A. Middleton, Irrational mode locking in quasiperiodic systems, *Phys. Rev. Lett.* **98**, 148001 (2007).
 - ¹³ O.M. Braun and Y.S. Kivshar, *The Frenkel-Kontorova Model: Concepts, Methods, and Applications* (Springer-Verlag, Berlin Heidelberg, 2010).
 - ¹⁴ P. Martinoli, O. Daldini, C. Leemann, and E. Stocker, A.C. quantum interference in superconducting films with periodically modulated thickness, *Solid State Commun.* **17**, 205 (1975).
 - ¹⁵ P. Martinoli, O. Daldini, C. Leemann, and B. Van den Brandt, Josephson oscillation of a moving vortex lattice, *Phys. Rev. Lett.* **36**, 382 (1976).
 - ¹⁶ P. Martinoli, Static and dynamic interaction of superconducting vortices with a periodic pinning potential, *Phys. Rev. B* **17**, 1175 (1978).
 - ¹⁷ O.V. Dobrovolskiy, AC quantum interference effects in nanopatterned Nb microstrips, *J. Supercond. Novel Mag.* **28**, 469 (2015).
 - ¹⁸ L. Van Look, E. Rosseel, M.J. Van Bael, K. Temst, V.V. Moshchalkov, and Y. Bruynseraede, Shapiro steps in a superconducting film with an antidot lattice, *Phys. Rev. B* **60**, R6998(R) (1999).
 - ¹⁹ C. Reichhardt, R.T. Scalettar, G.T. Zimányi, and N. Grønbech-Jensen, Phase-locking of vortex lattices interacting with periodic pinning, *Phys. Rev. B* **61**, R11914(R) (2000).
 - ²⁰ M.P.N. Juniper, A.V. Straube, R. Besseling, D.G.A.L. Aarts, and R.P.A. Dullens, Microscopic dynamics of synchronization in driven colloids, *Nature Commun.* **6**, 7187 (2015).
 - ²¹ A. T. Fiory, Interference effects in a superconducting aluminum film: vortex structure and interactions, *Phys. Rev. B* **7**, 1881 (1973).
 - ²² J. Harris, N. Ong, R. Gagnon, and L. Taillefer, Washboard frequency of the moving vortex lattice in $\text{YBa}_2\text{Cu}_3\text{O}_{6.93}$ detected by ac-dc interference, *Phys. Rev. Lett.* **74**, 3684 (1995).
 - ²³ A.B. Kolton, D. Domínguez, and N. Grønbech-Jensen, Mode locking in ac-driven vortex lattices with random pinning, *Phys. Rev. Lett.* **86**, 4112 (2001).
 - ²⁴ N. Kokubo, K. Kadowaki, and K. Takita, Peak effect and dynamic melting of vortex matter in NbSe_2 crystals, *Phys. Rev. Lett.* **95**, 177005 (2005).
 - ²⁵ S. Okuma, J. Inoue, and N. Kokubo, Suppression of broadband noise at mode locking in driven vortex matter, *Phys. Rev. B* **76**, 172503 (2007).
 - ²⁶ N. Kokubo, R. Besseling, V.M. Vinokur, and P.H. Kes, Mode locking of vortex matter driven through mesoscopic channels. *Phys. Rev. Lett.* **88**, 247004 (2002).
 - ²⁷ C. Reichhardt, A.B. Kolton, D. Domínguez, and N. Grønbech-Jensen, Phase-locking of driven vortex lattices with transverse ac force and periodic pinning, *Phys. Rev. B* **64**, 134508 (2001).
 - ²⁸ C. Reichhardt and C. J. Olson, Transverse phase locking for vortex motion in square and triangular pinning arrays, *Phys. Rev. B* **65**, 174523 (2002).
 - ²⁹ V.I. Marconi, A.B. Kolton, D. Domínguez, and N. Grønbech-Jensen, Transverse phase locking in fully frustrated Josephson junction arrays: a different type of fractional giant steps, *Phys. Rev. B* **68**, 104521 (2003).
 - ³⁰ C. Reichhardt, C. J. Olson, and M. B. Hastings, Rectification and phase locking for particles on symmetric two-dimensional periodic substrates, *Phys. Rev. Lett.* **89**, 024101 (2002).
 - ³¹ C. Reichhardt and C. J. Olson, Absolute transverse mobility and ratchet effect on periodic two-dimensional symmetric substrates, *Phys. Rev. E* **68**, 046102 (2003).
 - ³² P. Tierno, T. Johansen, and T. Fischer, Localized and delocalized motion of colloidal particles on a magnetic bubble lattice, *Phys. Rev. Lett.* **99**, 038303 (2007).
 - ³³ D. Speer, R. Eichhorn, and P. Reimann, Directing Brownian motion on a periodic surface, *Phys. Rev. Lett.* **102**, 124101 (2009).
 - ³⁴ J.M. Sancho and A.M. Lacasta, The rich phenomenology of Brownian particles in nonlinear potential landscapes, *Eur. Phys. J. Spec. Top.* **187**, 49 (2010).
 - ³⁵ Y. Yang, W.-S. Duan, L. Yang, J.-M. Chen, and M.-M. Lin, Rectification and phase locking in overdamped two-dimensional Frenkel-Kontorova model, *EPL* **93**, 16001 (2011).
 - ³⁶ S. Mühlbauer, B. Binz, F. Jonietz, C. Pfleiderer, A. Rosch, A. Neubauer, R. Georgii, and P. Böni, Skyrmion lattice in a chiral magnet, *Science* **323**, 915 (2009).
 - ³⁷ X.Z. Yu, Y. Onose, N. Kanazawa, J.H. Park, J.H. Han, Y. Matsui, N. Nagaosa, and Y. Tokura, Real-space observation of a two-dimensional skyrmion crystal, *Nature* **465**, 901 (2010).
 - ³⁸ T. Schulz, R. Ritz, A. Bauer, M. Halder, M. Wagner, C. Franz, C. Pfleiderer, K. Everschor, M. Garst, and A. Rosch, Emergent electrodynamics of skyrmions in a chiral magnet, *Nature Phys.* **8**, 301 (2012).
 - ³⁹ X.Z. Yu, N. Kanazawa, W.Z. Zhang, T. Nagai, T. Hara, K. Kimoto, Y. Matsui, Y. Onose, and Y. Tokura, Skyrmion flow near room temperature in an ultralow current density, *Nature Commun.* **3**, 988 (2012).
 - ⁴⁰ J. Iwasaki, M. Mochizuki, and N. Nagaosa, Universal current-velocity relation of skyrmion motion in chiral magnets, *Nature Commun.* **4**, 1463 (2013).
 - ⁴¹ N. Nagaosa and Y. Tokura, Topological properties and dynamics of magnetic skyrmions, *Nature Nanotechnol.* **8**, 899 (2013).
 - ⁴² S. Woo, K. Litzius, B. Krüger, M.-Y. Im, L. Caretta, K. Richter, M. Mann, A. Krone, R. Reeve, M. Weigand, P. Agrawal, P. Fischer, M. Kläui, G.S.D. Beach, Observation of room temperature magnetic skyrmions and their current-driven dynamics in ultrathin Co films, arXiv:1502.07376 (unpublished).
 - ⁴³ C. Moreau-Luchaire, C. Moutafis, N. Reyren, J. Sampaio,

- N. Van Horne, C.A.F. Vaz, K. Bouzehouane, K. Garcia, C. Deranlot, P. Warnicke, P. Wohlhüter, J.M. George, J. Raabe, V. Cros, and A. Fert, Skyrmions at room temperature: from magnetic thin films to magnetic multilayers, arXiv:1502.07853 (unpublished).
- ⁴⁴ W. Jiang, P. Upadhyaya, W. Zhang, G. Yu, M.B. Jungfleisch, F.Y. Fradin, J.E. Pearson, Y. Tserkovnyak, K.L. Wang, O. Heinonen, S.G.E. te Velthuis, and A. Hoffmann, Blowing magnetic skyrmion bubbles, *Science*, in press (2015).
- ⁴⁵ Y. Tokunaga, X.Z. Yu, J. S. White, H. M. Rnnow, D. Morikawa, Y. Taguchi, and Y. Tokura, A new class of chiral materials hosting magnetic skyrmions beyond room temperature, *Nature Commun.* **6**, 7638 (2015).
- ⁴⁶ S.-Z. Lin, C. Reichhardt, C.D. Batista, and A. Saxena, Driven skyrmions and dynamical transitions in chiral magnets, *Phys. Rev. Lett.* **110**, 207202 (2013).
- ⁴⁷ S.-Z. Lin, C. Reichhardt, C.D. Batista, and A. Saxena, Particle model for skyrmions in metallic chiral magnets: Dynamics, pinning, and creep, *Phys. Rev. B* **87**, 214419 (2013).
- ⁴⁸ C. Reichhardt, D. Ray, and C. J. Olson Reichhardt, Quantized transport for a skyrmion moving on a two-dimensional periodic substrate, *Phys. Rev. B* **91**, 104426 (2015).
- ⁴⁹ C. Reichhardt, D. Ray, and C.J. Olson Reichhardt, Collective transport properties of driven skyrmions with random disorder, *Phys. Rev. Lett.* **114**, 217202 (2015).
- ⁵⁰ Y.-H. Liu and Y.-Q. Li, A mechanism to pin skyrmions in chiral magnets, *J. Phys.: Condens. Matter* **25**, 076005 (2013).
- ⁵¹ J. Müller and A. Rosch, Capturing of a magnetic skyrmion with a hole, *Phys. Rev. B* **91**, 054410 (2015).
- ⁵² A.A. Thiele, Steady-state motion of magnetic domains, *Phys. Rev. Lett.* **30**, 230 (1973).
- ⁵³ F. Büttner, C. Moutafis, M. Schneider, B. Krüger, C.M. Günther, J. Geilhufe, C. v. Korff Schmising, J. Mohanty, B. Pfau, S. Schaffert, A. Bisig, M. Foerster, T. Schulz, C.A.F. Vaz, J.H. Franken, H.J.M. Swagten, M. Kläui, and S. Eisebitt, Dynamics and inertia of skyrmionic spin structures, *Nature Phys.* **11**, 225 (2015).
- ⁵⁴ A. Fert, V. Cros, and J. Sampaio, Skyrmions on the track, *Nature Nanotechnol.* **8**, 152 (2013).
- ⁵⁵ C.J. Olson, C. Reichhardt, and F. Nori, Nonequilibrium dynamic phase diagram for vortex lattices, *Phys. Rev. Lett.* **81**, 3757 (1998).
- ⁵⁶ A. Koltun, D. Domínguez, and N. Grønbech-Jensen, Hall noise and transverse freezing in driven vortex lattices, *Phys. Rev. Lett.* **83**, 3061 (1999).