

Distinguishing Standard Model Extensions using Monotop Chirality at the LHC

Rouzbeh Allahverdi¹, Mykhailo Dalchenko², Bhaskar Dutta², Andrés Flórez³, Yu Gao², Teruki Kamon^{2,4}, Nikolay Kolev⁵, Ryan Mueller², and Manuel Segura³¹ *Department of Physics and Astronomy,
University of New Mexico,
Albuquerque, NM 87131, USA*² *Department of Physics and Astronomy,
Mitchell Institute for Fundamental Physics and Astronomy,
Texas A&M University,
College Station, TX 77843-4242, USA*³ *Departamento de Física,
Universidad de los Andes,
Bogotá, Carrera 1 18A-10, Bloque IP, Colombia*⁴ *Department of Physics,
Kyungpook National University,
Daegu 702-701, South Korea*⁵ *Department of Physics,
University of Regina,
SK, S4S 0A2, Canada*

We present two minimal extensions of the standard model, each giving rise to baryogenesis. They include heavy color-triplet scalars interacting with a light Majorana fermion that can be the dark matter (DM) candidate. The electroweak charges of the new scalars govern their couplings to quarks of different chirality, which leads to different collider signals. These models predict monotop events at the LHC and the energy spectrum of decay products of highly polarized top quarks can be used to establish the chiral nature of the interactions involving the heavy scalars and the DM. Detailed simulation of signal and standard model background events is performed, showing that top quark chirality can be distinguished in hadronic and leptonic decays of the top quarks.

I. INTRODUCTION

The monojet final states have attracted attention as of late since they can probe many extensions of the standard model (SM) that include dark matter (DM) candidates [1]. Along the same line, the monotop final state is also under investigation as a probe of DM models [2].

Recently, a minimal extension to the SM has been proposed [3] that explains the proximity of baryon and DM abundances [4] by introducing baryon number violating interactions via (a set of) heavy color-triplet scalars X_α and a light singlet Majorana fermion. The fermion becomes stable, and hence a viable DM candidate, when its mass is almost equal to the proton mass. Since no new discrete symmetry is needed to protect the DM particle against decay, this model naturally predicts monojet or monotop signals at the LHC with a characteristic resonance [5] that features a Jacobian peak in the jet's transverse momentum distribution with a sizable missing transverse energy (\cancel{E}_T). The model in addition produces dijet, dijet + \cancel{E}_T , 4-jet + \cancel{E}_T final states.

For successful baryogenesis, the TeV X fields can couple to quarks of any generation and chirality. While largely leaving the same imprint on early universe, the couplings to different generations can potentially lead to very different signals at the LHC. The first-generation quark couplings enhance the production rate of X , while the third-generation coupling yields a monotop final state

with a sizable \cancel{E}_T . Moreover, when monotop events are present, the top quark polarization can be a useful probe of the chiral property of the new interactions in the model. In this paper, we discuss two models where the X couples to either a purely right-handed or a purely left-handed top quark. One of the models is a minimal extension of the SM, while the other model is more complicated. Both models however explain the DM, baryon coincidence puzzle and the interactions which produce the monotop signal at the LHC arise from the sector of the theory which explains the baryon abundance. In the literature, effective theory Lagrangian has been considered where the monotop signal involves interactions that contain both chiralities of the top quarks [2]. Investigating the energy and transverse momentum distributions of the top quark decay products, we show how the top quark chirality can be a useful handle in distinguishing these models at the LHC even after including the SM backgrounds.

The rest of the paper is organized as follows. We discuss models with isospin singlet and doublet X fields in Section II, collider monotop signals from these models in Section III, top quark chirality discrimination in Section IV, and then conclude in Section V.

II. MODELS WITH EXPLICIT ISOSPIN STRUCTURE

In this section, we introduce two minimal extensions of the SM that include color-triplet scalar fields with baryon number violating interactions. The first model (Model 1) includes two iso-singlet color-triplet scalars $X_{1,2}$ with hypercharge $+4/3$ and a singlet fermion N with the following Lagrangian,

$$\begin{aligned} \mathcal{L}_1 = & \lambda_1^{\alpha,i} X_\alpha^* N u_i^c + \lambda_2^{\alpha,ij} X_\alpha d_i^c d_j^c + \text{h.c.} \quad (1) \\ & + \frac{1}{2} m_N N N + m_\alpha^2 |X_\alpha|^2. \end{aligned}$$

Here α denotes coupling to different X_α , and i, j are flavor indices (color indices are omitted for simplicity), and we note that λ_2 is antisymmetric under $i \leftrightarrow j$.

The second model (Model 2) includes iso-doublet color-triplet scalars $X_{1,2}$ with hypercharge $+1/3$, iso-doublet fermions Y and \bar{Y} with hypercharge $+1$ and -1 respectively, and a singlet fermion N with the following Lagrangian

$$\begin{aligned} \mathcal{L}_2 = & y_1^{\alpha,i} X_\alpha^* Q_i N + y_2^{\alpha,i} X_\alpha \bar{Y} d_i^c \quad (2) \\ & + y_3^{\alpha,i} X_\alpha Y u_i^c + \text{h.c.} \\ & + m_Y \bar{Y} Y + \frac{1}{2} m_N N N + m_\alpha^2 |X_\alpha|^2. \end{aligned}$$

We note the $X d^c d^c$ term, which leads to an s -channel resonance enhancement of X production at the LHC, is not present in Model 2 due to electroweak charge assignment. Another important difference between these models is that in Model 1 X interacts with only *right handed* quarks, while in Model 2 it interacts with the *left handed* up-type quarks. We will exploit this feature to distinguish these models at the LHC.

In Model 1, the exchange of X particles leads to $\Delta B = 2$ processes like double proton decay $pp \rightarrow K^+ K^+$ and neutron $n - \bar{n}$ oscillations. Experimental limits on these processes set stringent constraints on the model parameters (for a detailed discussion, see [3]). An interesting aspect of Model 2 is that it does not result in proton decay or $n - \bar{n}$ oscillations. The tightest limits on this model arise from processes like $K^0 - \bar{K}^0$ and $B^0 - \bar{B}^0$ mixing.

As pointed out in [3], the fermion N becomes a viable DM candidate in Model 1 provided that $m_p - m_e \leq m_N \leq m_p + m_e$, where m_p and m_e are the proton mass and electron mass respectively. In Model 2, N becomes stable, hence a DM candidate, if $m_N < m_Y$. The measured value of the Z width requires that $m_Y > m_Z/2$. As the current LHC bound on weakly produced doublets is very weak [6] and heavily depends on leptonic final states, the iso-doublets Y and \bar{Y} of a few hundred GeV mass can easily evade the current collider searches. The mass of the N particle can vary in quite wide range then,

however we want to keep it below 100 GeV in order not to make the explanation of the baryon coincidence puzzle difficult. For direct comparison between the two models, we consider the case when $m_N \approx 1$ GeV in Model 2 as well¹. The prospects for direct and indirect detection of N particle in Model 1 have been discussed in Ref. [3].

III. MONOTOPS AT THE LHC

Phenomenologically the singlet and doublet X scenarios can be differentiated by the single top quark chirality and whether an s -channel resonance is present at the LHC:

(1) The X single production is a resonant s -channel process in the singlet model.

(2) When coupled to the 3rd generation quarks, the top quark chirality from X decay is opposite between the singlet and doublet cases.

While X can be singly produced in both models, as shown in Fig. 1, the $X d^c d^c$ term in the iso-singlet scenario would allow a resonant $dd' \rightarrow X \rightarrow uN$ mono-jet process at the LHC, leading to a tight constraint on flavor-blind λ_1 and λ_2 couplings as $|\lambda_1 \lambda_2| \leq 10^{-2}$. If the top quark couplings $\lambda_1^{\alpha,3}$ is also $\mathcal{O}(10^{-1})$, a monotop signal will also be expected, and a recent CMS search [8] puts a constraint of about 50 fb *pre-cut* cross section for a 1TeV resonance's monotop signal. This limit would correspond to $\lambda_1, \lambda_2 \sim \mathcal{O}(10^{-2})$ if the resonance only has the third generation u-quark coupling. In the iso-doublet model, the resonant production is absent and the heavy X in the t -channel would yield a smaller production cross section. Generally, if λ and y couplings have comparable sizes, the singlet case would be easier to probe at the LHC. Nevertheless, baryogenesis can work for a range of parameter values, the doublet case may also provide a competitive collider signal if y is larger than the singlet coupling. Noted that in the isodoublet model, X couples to N and the doublet Q , so a similar diagram to that in Fig. 1 can also yield an interesting single b jet + \cancel{E}_T final state. We do not study this channel here as the b quark chirality is obscured in its hadronization process.

¹ The SM gauge symmetry allows renormalizable interaction terms in the Lagrangian that include the newly introduced fields above and leptons such as HNL , $X^* L d^c$, YL , and $Y H e^c$. In combination with the terms in Eqs. (1) and (2), these terms lead to proton decay and/or N decay in the above models. One can forbid these terms by invoking a new continuous or discrete symmetry. A suitable choice, suggested in Ref. [3], is a gauged $U(1)_L$ symmetry that will forbid all of such dangerous terms. Eventually, the breaking of the continuous $U(1)_L$ symmetry can be achieved by providing vacuum expectation value to a Higgs field which possess $U(1)_L$ charge and this way one can generate Majorana mass term for right handed neutrinos, e.g., $\nu^c \nu^c \Delta$.

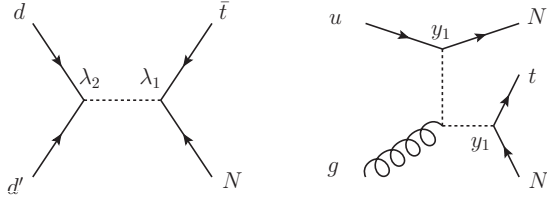


FIG. 1: Feynman diagrams for single X production at the LHC in the singlet (left) and doublet (right) scenarios.

Alternative channel(s) are certainly also interesting tests of Models 1 and 2. For instance, the production of the color triplet occurs via the coupling to a pair of down type quarks in Model 1. The decay of the color triplet will involve monojet and/or monotop and two down type quarks (dijet final state). We need the color triplet couplings to down type quarks and an up type quark plus missing energy to explain baryogenesis. We have studied the dijet, pair of dijet and monojet constraints on the parameter space in Ref. [5]. In this paper, we consider a situation where the up type quark is a top quark and we have monotop final states along with dijet final states. We choose the parameter space $\lambda_2 \sim 10^{-2}$ such that both dijet and the recent monotop [8] constraints are satisfied for a 1 TeV scalar, and explore the kinematics in the monotop signal events. For Model 2, the production of monotop signal depends only on y_1 and if the third generation quarks have larger couplings, monotop can be produced in X decays. In model 2, an interesting case is $y_1 \gg y_2, y_3$ that enhances the doublet X decay into left-handed quarks. If we want to produce less than 20fb cross-section in order to satisfy the CMS bound, we only need $y_1 < 0.8$ for 1 TeV scalar, assuming universal y_1 for three quark generations. So we see that monotop signal arises from the interactions responsible for baryogenesis and the parameter space which we use for the monotop signal is not ruled out by any other constraint.

If monotop signals are present in one or both of the models, the chirality of decay products of X will provide a useful tool to distinguish between the two models. Due to a large mass gap between $m_N \approx 1$ GeV and $m_X \sim 1$ TeV, the top quark from X decay gets a significant Lorentz boost and statistically leaves the imprint of its polarization in its decay products. The iso-singlet X decays to a purely right-handed up-type quark, while the iso-doublet X decays to purely left-handed. When X couplings to light quarks are taken into account, the $pp \rightarrow t + \cancel{E}_T$ process becomes a perfect channel to probe the chiral nature of the X coupling to quarks.

IV. TOP CHIRALITY AS A DISCRIMINATOR

Due to the enhancement from a large top quark Yukawa coupling, the top quark mostly decays into a longitudinal W , and the b quark spin aligns with the parent top quark spin in the center-of-mass frame. As W

boson only couples to the left-handed current, the direction of b quark momentum would be anti-parallel to the spin and align against the Lorentz boost if the top quark is right-handed. Similarly in the left-handed top quark decay, b quark momentum would be along the Lorentz boost and become more energetic in the lab frame. The top quark polarization can be clearly distinguished with a model-independent observable in the b energy ratio $x = E(b)/E(t)$, which is constructed from the top quark sub-system in the final state:

$$\zeta \equiv \frac{\Delta N_+ + \Delta N_-}{N_{\text{total}}} \quad (3)$$

where

$$\begin{aligned} \Delta N_+ &= \int_{x_0}^1 \left(\frac{dN}{dx} - \frac{dN^U}{dx} \right) dx \\ \Delta N_- &= \int_0^{x_0} \left(\frac{dN^U}{dx} - \frac{dN}{dx} \right) dx, \end{aligned} \quad (4)$$

where dN/dx is a distribution of the bottom quark energy fraction, dN^U/dx denotes the spectrum from unpolarized top quarks and ΔN_{\pm} are the deviations above/below the cross-over point x_0 at about half the maximum energy fraction, where the pure left/right handed spectra meet.

In the following discussions about top quark chirality determination, we use a toy model which is based on Model 1 described in section II. This toy model allows to flip the chirality of the produced top quark while leaving the cross section and production mechanism intact. We denote right-handed (RH) model the one producing right-handed polarized top quark. Left-handed (LH) is used to denote the (chirality-flipped) left-handed monotops with the same final state kinematics for mere comparison purposes, not to be confused with Model 2. We do not analyze Model 2 in following sections due to its 100% left-handed chirality that is the same as the SM single-top background. Model 2 can have a different production process compared to the toy model with left-handed top plus missing energy final states which means that the coupling strengths of the new particles with top quarks are different compared to the toy model. However, the difference in the production process does not change the analysis since our analysis applies cuts on total missing energy, attempts to reconstruct the top quark and investigate b jet energy distribution. All the selection cuts we have developed can be applied to any scenario of top plus missing energy final state independent of the production process.

As shown in Fig. 2, a positive(negative) η value indicates enhanced left(right)-handed chirality among the top quark sample. The shape of the left and right handed spectra depends on the size of the boost and both distinguish from a flat unpolarized spectrum. The SM single top quarks are mostly left-handed. After subtraction of SM backgrounds, a shape analysis can then determine the top coupling's chirality of a signal, if discovered.

In the analysis of single top quark chirality, the key is a reconstruction of top quark rest frame. In the SM

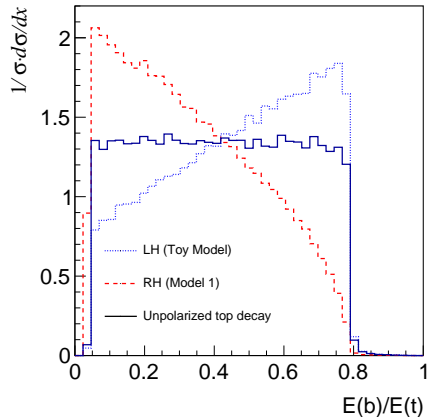


FIG. 2: Normalized parton level b quark energy fraction from left-handed (dotted) and right-handed (dashed) top quark decays. The flat distribution from unpolarized (solid) top quark decays. $E(t) = 500$ GeV in this figure.

event, the missing energy is originated by a neutrino in the top leptonic decay. In the monotop event, however, the missing energy is mostly from DM. Unlike the spin correlation in, for instance, $t\bar{t}$ and their decay products, the top quark from our Models 1 and 2 is spin-correlated only with the DM candidate, which is invisible at the LHC.

Our bottom jet energy fraction approach does not assume any spin correlation between the top quark and other final state particles, thus is independent of the underlying process and can be very useful in cases when not all final state particles are visible and reconstructed.

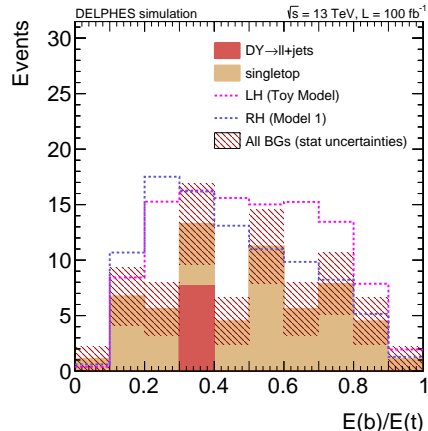


FIG. 3: Distributions of b -jet energy normalized by the top quark energy in hadronic top quark decays for luminosity of 100 fb^{-1} and assumed cross section of 20 fb .

The top quark energy can be fully reconstructed for its hadronic decay. When the b jet is successfully tagged, the top quark energy is $E(b) + E(j_1) + E(j_2)$ and j

denotes leading non- b jets. The sizable missing energy $\cancel{E}_T \sim p_T(t)$ in such events can help reducing SM backgrounds. It is worth notice the SM single-top production is mostly left-handed via the W interaction, while the unpolarized QCD-dominated top quark pair production differs in both top energy/transverse momentum distributions as well as a much more crowded final state.

The semi-leptonic decay of the top quark also yields different kinematic patterns. Here we include the combination of lepton and b -jet energy fractions as a complementary to the fully hadronic channel. Note the lepton energy ratio to the b -jet can also be obtained within the top system, in contrast to lepton (pair) angular correlations that involves additional final state particles, for instance, in $t\bar{t}$ searches [9].

Difficulty may arise from instrumental effects with the detectors as well as kinematic cuts in jet reconstruction. In order to study a feasibility of the proposed method of the top quark chirality determination, we provide the results with a detector simulation. The monotop events are prepared with MadGraph5 v1.5 [10] for parton showering and Delphes 3.2 [12] for a fast detector simulation. In this study we use a default CMS detector card. The jets are reconstructed with FastJet [13] package² using anti- k_T algorithm for $p_T > 20$ GeV. The efficiency of the b -jet tagging is set to be $\sim 70\%$ in the barrel part of the detector ($|\eta| < 1.2$) and $\sim 60\%$ in the endcaps ($1.2 < |\eta| < 2.5$). These numbers correspond to the ones used at the Snowmass workshop [14] (also see [15])³.

The event selection criteria used for the leptonic and hadronic channels are outlined in Tables I and II. The criteria were selected in order to reduce the background to a minimum level, in order to obtain the best possible signal significance to probe the helicity models under study. Some of these cuts are reported on the experimental searches by the CMS collaboration, for the leptonic [7] and hadronic final states [8]. The criteria for the \cancel{E}_T , m_T and $m(j, j, b)$ selections, were obtained through an optimization process using the $\frac{S}{\sqrt{S+B}}$ figure of merit for the significance, where S represents the expected signal yield and B the sum of the total background.

The results of the simulation are presented in Fig. 3 for the fully hadronic final state, and in Figs. 4 and 5 for the leptonic (electron and muon respectively) cases in which we define the chirality observable as

² The FastJet algorithm used for the jet reconstruction is widely used and shows very good performance. Moreover, Delphes package was extensively used for various fast simulations predictions and many closure tests which compare the Delphes predictions with full simulation has shown a very good agreement between fast sim and full sim [12]

³ The b -tagging efficiencies do not degrade at high transverse momentum as can be seen from the plot: https://twiki.cern.ch/twiki/pub/CMSPublic/BoostedBTaggingPlots2014/btagperfcomp_Pt700toInf_FatJets_Subjets_StdJets_AK_Hadronic_top.png.

TABLE I: Event selection criteria used for the leptonic channels.

Criterion	Selection
$N(b\text{-jet})$	= 1
$p_T(b\text{-jet})$	> 70 GeV
$ \eta(b\text{-jet}) $	< 2.5
$N(\text{non-}b\text{ jet})$	= 0
$p_T(\text{non-}b\text{ jet})$	> 30 GeV
$ \eta(\text{non-}b\text{ jet}) $	< 2.5
$N(\ell) (\ell = \mu, e)$	= 1
$p_T(\ell)$	> 30 GeV
$ \eta(\ell) $	< 2.1
$N(\tau)$	= 0
$p_T(W)$	> 50 GeV
$ \Delta\phi(\ell, b\text{-jet}) $	< 1.7
Overlaps removal	$\Delta R > 0.3$
\cancel{E}_T	> 100 GeV
m_T	> 400 GeV

TABLE II: Event selection criteria used for the hadronic channels.

Criterion	Selection
$N(b\text{-jet})$	= 1
$p_T(b\text{-jet})$	> 70 GeV
$ \eta(b\text{-jet}) $	< 2.5
$N(\text{non-}b\text{ jet})$	≥ 2
$p_T(\text{non-}b\text{ jet})$	> 30 GeV
$ \eta(\text{non-}b\text{ jet}) $	< 2.5
$N(\ell)$	= 0
\cancel{E}_T	> 350 GeV
$m(j, j, b)$	< 450 GeV

$p_T(b)/[p_T(b) + p_T(l)]$. On these distributions, we stack all the contributions from different background processes and the signal contributions are overlaid. The dashed areas represent combined statistical uncertainties on all the background processes.

At detector level the $E(b)/E(t)$ spectra shift towards lower values due to smearing and kinematic cuts. The left-handed case is especially affected as the high $E(b)/E(t)$ range occurs when one jet from W decay locates close to the b -jet and may not be correctly reconstructed as a separate jet. Still, the right-hand sample demonstrates a significantly different shape from those in left-handed and unpolarized samples.

Although a proper subtraction of the SM events is expected to be challenging, results show good prospect on the top-quark chirality reconstruction at the LHC experiments. We provide a simple cut-and-count sensitivity estimation. We use the number of events with energy (transverse momentum) ratio of bottom and top quarks for hadronic (leptonic) top decays greater than 0.5 (less than 0.5). Only statistical uncertainties are accounted for, therefore we expect somewhat deterioration of the results when considering systematic uncertainties. However we note that our results are based on a simple cut-

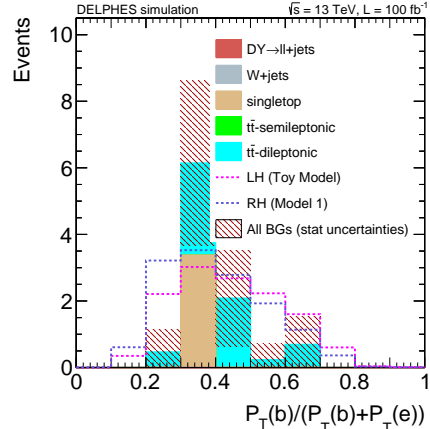


FIG. 4: Distributions of b -jet transverse momentum normalized by the b +lepton transverse momentum in $t \rightarrow bW \rightarrow be\nu$ top quark decays for luminosity of 100 fb^{-1} and assumed cross section of 20 fb.

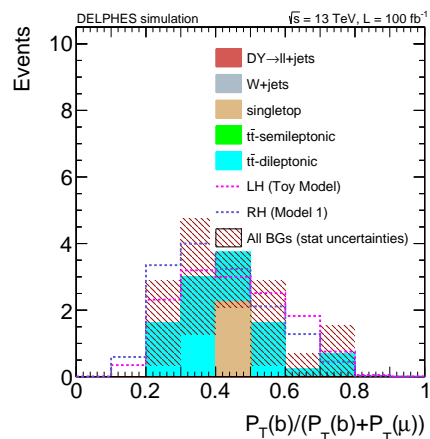


FIG. 5: Distributions of b -jet transverse momentum normalized by the b +lepton transverse momentum in $t \rightarrow bW \rightarrow b\mu\nu$ top quark decays for luminosity of 100 fb^{-1} and assumed cross section of 20 fb.

and-count method and should be improved for a proper shape analysis technique, which goes beyond the scope of current paper.

We assume the cross section of 20 fb for the signal production, which is below current observed exclusion limits derived from mono- and di-jet search as it was discussed above. Figure 6 shows an example for the test statistics, obtained by generating Poissonian pseudo-experiments around expected yield values for LH and RH signals (on top of background). Figure 7 shows the dependency of separation power on luminosity in case of hadronic top quark decays and signal cross section of 20 fb. These figures only include the distinguishment using the $E(b)/E(t)$ in the hadronic channel. The p_T variable of the leptonic channel has a different sensitivity and

a similar analysis is performed. The projected luminosities to reach 95% CL left-right separation for different decay channels of the top quark and different assumed signal production cross sections are summarized in the Table III.

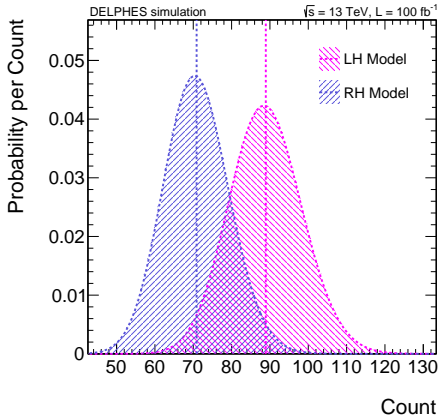


FIG. 6: Example of test statistic in hadronic top quark decay channel for luminosity of 100 fb^{-1} and assumed signal cross section of 20 fb .

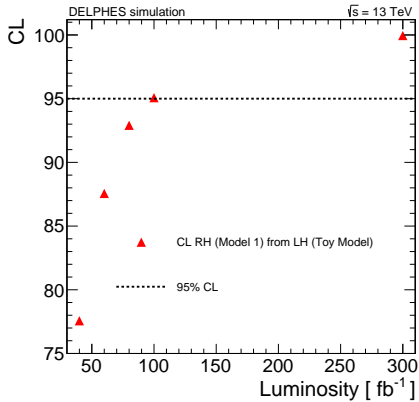


FIG. 7: Dependency of top quark chirality discriminator separation power on luminosity for hadronic top quark decays. Assumed signal cross section is 20 fb .

TABLE III: Projected luminosity (in fb^{-1}) needed to reach 95% CL of separation for different top quark decay modes and signal production cross sections.

cross section	20 fb	50 fb
decay mode		
$t \rightarrow b\mu\nu$	1312	486
$t \rightarrow be\nu$	1842	641
$t \rightarrow b\ell\nu, \ell = e, \mu$	901	247
$t \rightarrow bj\bar{j}$	97	31

V. CONCLUSION

We have discussed minimal extensions of the SM by color-triplet scalars X_i that give rise to baryogenesis and a light DM candidate, and lead to highly polarized monotops at the LHC. Polarization of the top quark depends on the electroweak charge assignment of X . In the first model, X is an isospin singlet that couples to the right-handed up-type quarks. In the second model, X is an isospin doublet that couples to the left-handed up-type quarks, as well as new color-singlet iso-doublet field(s). This coupling to the up type quark generates the monotop and mono jet signal. If X couples dominantly to the third generation then we have large branching ratio for monotop final state. Since the new color state X is a vector like color triplet (like right handed up quark), it can easily be incorporated under an unifying group like $\text{SO}(10)$.

Unlike the colored superpartners in supersymmetric extensions of the SM, the colored scalars X can be singly produced in both of our models. The models can lead to potentially interesting monotop events where top energy is about half of the X mass, although the monotop production mechanism is different in two models. The large mass of X leads to boosted top quarks whose polarization affects the energy distribution of the decay products. The top quark polarization can therefore serve as a good probe of the isospin of colored scalars and help us differentiate between the two models. The top quark polarization can be used to distinguish other monotop models mentioned in Ref. [2] and monotop signal along with the presence of dijet (Model 1), W (or Z) plus jets (Model 2) final states can distinguish the models presented in this paper.

A detector level simulation shows that the b energy fraction in fully hadronic top quark decays, and the charged lepton momentum fraction in semileptonic decays, can distinguish top quarks of different chiralities. We chose sample signal cross sections that consistent with current searches, and illustrated a projected luminosity for 95% CL distinguishment between left and right handed monotop samples in Table III. SM backgrounds are included in the analyses and selection cuts have been optimized to enhance the signal.

As chiral couplings between the DM and quarks are often present in beyond SM theories, the search for the top quark chirality can be a very useful probe for establishing such models. Also, while monotop+ \cancel{E}_T events are often smoking-gun signal for new physics, the spectral analyses of top quark polarization can be readily applied to final state top-quark systems without requiring the top-quark to be spin-correlated with the rest of the final state.

Acknowledgement

Authors thank D.Rathjens for fruitful discussions. The work of R.A. is supported in part by NSF Grant No.PHY-1417510. The works of B.D. and T.K. are partially supported by DOE Grant DE-FG02-13ER42020. M.D.

and Y.G. thank the Mitchell Institute for Fundamental Physics and Astronomy for support. T.K. is also supported in part by Qatar National Research Fund under project NPRP 9-328-1-066. A.F. and M.S. thank the constant and enduring nancial support received for this project from the faculty of science at Universidad de los Andes (Bogotá, Colombia), the administrative department of science, technology and innovation

of Colombia (COLCIENCIAS). N. K.'s contribution was made possible by the facilities of the Shared Hierarchical Academic Research Computing Network (SHARCNET: www.sharcnet.ca) and Compute/Calcul Canada. We thank the Center for Theoretical Underground Physics and Related Areas (CETUP* 2015) for hospitality and partial support during the completion of this work.

-
- [1] For example, see: P. Agrawal and V. Rentala, *J. of High Energy Physics* **05**, 098 (2014); and references therein.
- [2] J. Andrea, B. Fuks and F. Maltoni, *Phys. Rev. D* **84**, 074025 (2011); J. F. Kamenik and J. Zupan, *Phys. Rev. D* **84**, 111502 (2011) doi:10.1103/PhysRevD.84.111502 J. Wang, C. S. Li, D. Y. Shao and H. Zhang, *Phys. Rev. D* **86**, 034008 (2012); A. Kumar, J. N. Ng, A. Spray and P. T. Winslow, *Phys. Rev. D* **88**, 075012 (2013); E. Alvarez, E. C. Leskow, J. Drobnak and J. F. Kamenik, *Phys. Rev. D* **89**, 014016 (2014); B. Fuks, P. Richardson and A. Wilcock, *Eur. Phys. J. C* **75**, 308 (2015).
- [3] R. Allahverdi and B. Dutta, *Phys. Rev. D* **88**, 023525 (2013).
- [4] R. Allahverdi, B. Dutta and K. Sinha, *Phys. Rev. D* **83**, 083502 (2011).
- [5] B. Dutta, Y. Gao and T. Kamon, *Phys. Rev. D* **89**, 096009 (2014)
- [6] V. Khachatryan *et al.* [CMS Collaboration], *Phys. Rev. D* **90**, 092007 (2014)
- [7] V. Khachatryan *et al.* [CMS Collaboration], *Phys. Rev. Lett.* **114**, 101801 (2015)
- [8] CMS Collaboration [CMS Collaboration], CMS-PAS-EXO-16-040.
- [9] E. L. Berger, Q. H. Cao, J. H. Yu and H. Zhang, *Phys. Rev. Lett.* **109**, 152004 (2012)
- [10] J. Alwall, M. Herquet, F. Maltoni, O. Mattelaer and T. Stelzer, “Madgraph 5: going beyond”, *J. of High Energy Physics* **06**, 128 (2011); J. Alwall, R. Frederix, S. Frixione, V. Hirschi, F. Maltoni, O. Mattelaer, H.-S. Shao and T. Stelzer *et al.*, *J. of High Energy Physics* **07**, 079 (2014)
- [11] T. Sjöstrand, S. Ask, J. R. Christiansen, R. Corke, N. Desai, P. Ilten, S. Mrenna and S. Prestel *et al.*, *Comput. Phys. Commun.* **191**, 159 (2015)
- [12] J. de Favereau *et al.* [DELPHES 3 Collaboration], *J. of High Energy Physics* **02**, 057 (2014).
- [13] M. Cacciari, hep-ph/0607071.
- [14] J. Anderson, A. Avetisyan, R. Brock, S. Chekanov, T. Cohen, N. Dhingra, J. Dolen and J. Hirschauer *et al.*, arXiv:1309.1057 [hep-ex].
- [15] V. Khachatryan *et al.* [CMS Collaboration], CMS-PAS-BTV-13-001.