

A ROADMAP FOR THE COMPUTATION OF PERSISTENT HOMOLOGY

NINA OTTER[†], MASON A. PORTER^{†‡}, ULRIKE TILLMANN[†], PETER GRINDROD[†],
AND HEATHER A. HARRINGTON[†]

Abstract. Persistent homology is a method used in topological data analysis to study qualitative features of data, which is robust to perturbations, dimension independent and provides statistical summaries of the outputs. Despite recent progress, the computation of persistent homology for large data sets remains an open problem. We investigate the challenges of computing persistent homology and navigate through the different algorithms and data structures. Specifically, we evaluate the (currently available) open source implementations of persistent homology computations on a wide range of synthetic and real-world data sets, and indicate which algorithms and implementations are best suited to these data. We provide guidelines for the computation of persistent homology, make our own implementations used in this study available, and put forward measures to quantify the challenges of the computation of persistent homology.

Key words. persistent homology, software, computational algebraic topology, topological data analysis

AMS subject classifications. 55-04, 62-07 (Primary), 05C82, 55N35 (Secondary)

1. Introduction. In recent years the amount of data we produce has increased dramatically, and with it the necessity for innovative and efficient data processing methods. Making sense of the vast amount of data is challenging; data are inherently noisy, often high-dimensional, and sometimes incomplete. While statistical and clustering techniques alongside mathematical models have proven useful, techniques from topological data analysis (TDA) [12], a relatively new discipline born from pure mathematics and computation, have provided new insights in the study of data [15, 16, 22, 36, 41].

The main goal of TDA is to apply topology (the field of studying shapes) and develop tools to study qualitative features of data. This requires a formal definition of qualitative features, computational tools to compute them, and statistical summaries of outputs. We can address all three points using a method in TDA called persistent homology (PH). Data studied with PH is usually in the form of a point cloud. The shape of a point cloud can be studied by thickening the points at different scales of resolution and analysing the evolution of the shape across the different resolution values. The qualitative features are given by invariants used in topology to distinguish between shapes that cannot be continuously deformed one into the other. The variation of these invariants across the different resolution values can be represented in a compact way, and this provides the statistical summary of the ‘shape’ of the data.

The first algorithm for the computation of PH was introduced for the computation over the field \mathbb{F}_2 in [26] and for general fields in [44]. Since then several algorithms and optimisation techniques have been presented, as well as powerful implementations [3, 6, 34, 35, 40]. For the non-expert approaching PH, it can be difficult to know which implementation or algorithm is best suited for their problem. As the field of PH is rapidly evolving with new implementations updated/released, not all are well documented; moreover, it is well known in the TDA community that the computation of PH for large data sets is still problematic. To our knowledge, there is no state of

[†]Mathematical Institute, University of Oxford, Oxford OX2 6GG, UK

[‡]CABDyN Complexity Centre, University of Oxford, Oxford OX1 1HP, UK

the art overview of the different computational methods nor a clear summary of the challenges that need to be addressed. Here, we introduce computation of PH to the non-expert, provide measures for evaluating PH implementations on different data sets, and offer guidelines for the computation of PH.

The paper is organised as follows: In Section 2 we introduce the necessary topology for PH. Then we provide an overview of algorithms and implementations of PH in Section 3. Next we describe the measures we use to compare these implementations as well as the synthetic and real-world data sets in Section 4. We present the results of this analysis, including which implementations are best suited to the data sets in Section 5. Finally in Section 6, we outline points we believe need to be addressed by the TDA community to overcome the current limitations and challenges.

2. Homology and persistent homology. Topology is the study of shapes. Two shapes are considered equivalent if one can be continuously deformed into the other, for example by bending or stretching but without tearing. To help determine when two shapes are equal, topologists use invariants - properties preserved under continuous deformations - and some very useful invariants are the number of holes of a shape, or the number of connected components. An easily computable method to determine these invariants is homology, a technique that assigns to a given shape a vector space whose rank is the number of holes or connected components of the shape. Persistent homology is the homology of a filtration of shapes; if we are given a collection of shapes $S_1 \subset \dots \subset S_l$ with PH we can study how the invariants of the shapes evolve along the filtration. The rest of this section is devoted to make the previous explanation precise.

2.1. Homology. To keep the exposition simple we restrict the description to simplicial homology over the field $F = \mathbb{F}_2$; for an introduction to homology theories over general rings we refer the interested reader to [29], and for an overview of computational homology to [30].

A chain complex over a field F is a tuple (C, d) where C is a collection $\{C_p\}_{p \in \mathbb{N}}$ of vector spaces together with a collection d of F -linear maps $\{d_p: C_p \rightarrow C_{p-1}\}_{p \in \mathbb{N}}$ such that $d_{p-1} \circ d_p = 0$ for all integers p . The maps d_p are called boundary maps. The p -cycles of the complex are the elements sent to zero by the map d_p ; the p -boundaries are the elements in the image of d_{p+1} . A map of chain complexes $f: (C, d) \rightarrow (C', d')$ is a collection $\{f_p: C_p \rightarrow C'_p\}_{p \in \mathbb{N}}$ of F -linear maps such that $f_{p-1} \circ d_p = d'_p \circ f_p$ for all natural numbers p . The p -cycles form a vector space, and so do the p -boundaries; we denote these vector spaces by Z_p and B_p , respectively. The p th homology of a chain complex (C, d) over a field F is the quotient vector space $H_p((C, d)) = Z_p/B_p$. The number

$$\dim H_p((C, d)) = \dim Z_p - \dim B_p$$

is called the p th Betti number of (C, d) and denoted by $\beta_p(C)$. Any map of chain complexes $f: (C, d) \rightarrow (C', d')$ induces a linear map on homology

$$H(f): H_p((C, d)) \rightarrow H_p((C', d')).$$

As an example consider the following chain complex over F :

$$0 \xrightarrow{d_4} \underset{=C_3}{F} \xrightarrow[\underset{=C_3}{d_3}]{\Delta} \underset{=C_2}{F^2} \xrightarrow[\underset{=C_2}{d_2}]{0} \underset{=C_1}{F} \xrightarrow{d_1} 0,$$

where Δ is the diagonal map sending any $r \in F$ to the pair (r, r) and $C_i = 0$ for $i \leq 0$ and $i \geq 4$. We have $H_1((C, d)) = F$, $H_2((C, d)) = F^2/F \cong F$ and $H_i((C, d)) = 0$ for all other integers i .

A finite (abstract) simplicial complex is a collection K of non-empty subsets of a finite set K_0 such that if $\tau \subset \sigma$ and $\sigma \in K$ then $\tau \in K$ and such that for all $v \in K_0$ we have $\{v\} \in K$. The elements of K_0 are called vertices of K , those of K are called simplices and we say that a simplex has dimension p or is a p -simplex if it has cardinality $p + 1$. The collection of p -simplices is denoted by K_p . If τ and σ are simplices such that $\tau \subset \sigma$, then we call τ a face of σ and σ a coface of τ . A map $f : K \rightarrow L$ of simplicial complexes is a map $f : K_0 \rightarrow L_0$ such that $f(\sigma) \in L$ for all $\sigma \in K$. Every p -simplex can be realised geometrically as the convex hull of $p + 1$ affinely independent points in \mathbb{R}^p (see Figure 2.1). A simplicial complex with N vertices can be realised geometrically in \mathbb{R}^N as the union of the realisation of its simplices, when the N vertices have been identified with the standard basis.

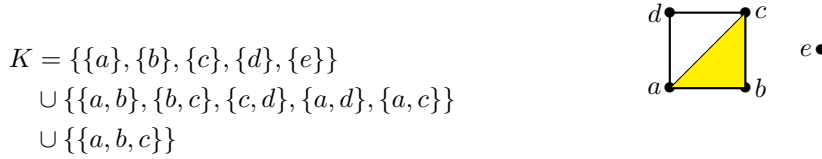


Fig. 2.1: A simplicial complex K with five 0-simplices, five 1-simplices and one 2-simplex. Geometric realisation of K (right). The Betti numbers of its associated simplicial complex are $\beta_0(K) = 2$, $\beta_1(K) = 1$ and $\beta_2(K) = 0$.

Given a simplicial complex K we can assign to it the chain complex (C_K, d_K) over \mathbb{F}_2 such that C_{K_p} is the \mathbb{F}_2 -vector space with basis the p -simplices of K and boundary maps defined as follows:

$$d_{K_p} : C_{K_p} \rightarrow C_{K_{p-1}} : \sigma \mapsto \sum_{\tau \subset \sigma, \tau \in K_{p-1}} \tau$$

Any map of simplicial complexes $f : K \rightarrow L$ induces a map of chain complexes $(C_K, d_K) \rightarrow (C_L, d_L)$. The p th homology of the chain complex (C_K, d_K) is called p th simplicial homology of K and denoted by $H_p(K)$.

For a geometric intuition, the dimension of $H_p(K)$ can be thought of as the number of ‘ p -dimensional holes’ of K ; in particular:

- The 0th Betti number is the number of connected components.
- The 1st Betti number counts the number of loops.
- The 2nd Betti number counts the number of voids.

The dimension of a simplicial complex is the maximum over the dimensions of its simplices. If K is a simplicial complex of dimension d then $H_p(K) = 0$ for all $p \geq d$.

2.2. Persistent homology. A filtration of a finite simplicial complex K is a collection of simplicial complexes K_1, \dots, K_l such that $K_1 \subseteq \dots \subseteq K_l = K$. We call a simplicial complex together with a filtration a filtered simplicial complex. For all $i \leq j$ the inclusion maps $K_i \rightarrow K_j$ induce F -linear maps $f_{i,j} : H_p(K_i) \rightarrow H_p(K_j)$ on simplicial homology. For $0 \neq x \in H_p(K_i)$ we say that x dies in $H_p(K_j)$ if $j > i$ is the smallest index for which $f_{i,j}(x) = 0$. We say that $0 \neq x \in H_p(K_i)$ is born in $H_p(K_i)$

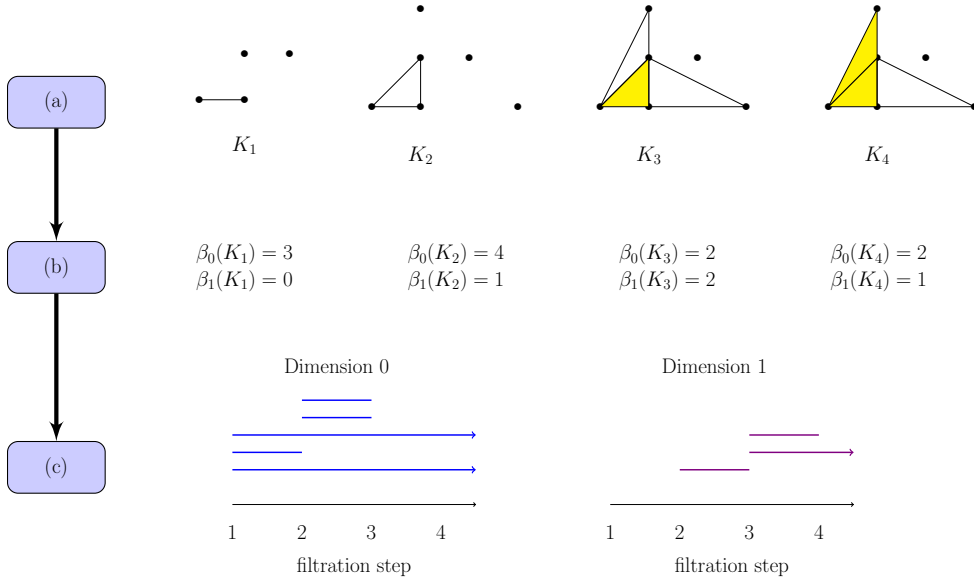


Fig. 2.2: Persistent homology example: (a) We start with a finite dimensional filtered simplicial complex, that is, a sequence of finite simplicial complexes K_1, \dots, K_l such that $K_i \subset K_j$ whenever $i \leq j$ for $i, j = 1, \dots, l$. For each $i = 1, \dots, l$ we call the subcomplex K_i the i th filtration step. (b) We compute simplicial homology of each complex K_i . (c) By the Correspondence Theorem for Persistent Homology [44, Theorem 3.1] we obtain barcodes representing the lifetime of homological features across the filtration: each bar in dimension p corresponds to the lifetime of a p -homology class, its left endpoint represents the smallest filtration step i at which the class first appears while its right endpoint represents the smallest filtration step $j > i$ at which the representing cycle becomes a boundary. We say that the class is ‘born’ at i and ‘dies’ at j . Features that are born but never die are represented by arrows starting at the birth of that feature and pointing to the right.

if $f_{k,i}^{-1}(x) = 0$ for all $k < i$. We can represent the lifetime of x by the half open interval $[i, j)$. If $f_{i,j}(x) \neq 0$ for all $i < j \leq l$ we say that x lives forever and we represent its lifetime by the interval $[i, \infty)$.

The p -th PH vector spaces of a filtered simplicial complex K are defined as $H_p^{i,j} = \text{im}(f_{i,j})$, while the total p th PH of K is defined as $\oplus_{i=1}^l H_p(K_i)$. By the Correspondence Theorem of Persistent Homology [44, Theorem 3.1] for every p we can assign to the total p th persistent homology vector space a finite well-defined collection of half open intervals, its so called barcode. We illustrate this in Figure 2.2. An alternative way to represent PH graphically is given by persistence diagrams, in which an interval $[i, j)$ is represented by the point (i, j) in \mathbb{R}^2 . Introductions to PH can be found in [25, Section VII], [24, 28].

3. Computation of PH from point clouds. A point cloud is a finite metric space (X, d) , i.e. a finite set X together with a distance function d on X . PH can be used to analyse data in form of a point cloud. For applications, persistent homology is appealing: data can be studied along multiple scales and results of PH are stable with respect to small perturbations in measurements (for stability results see [11, 18]). The pipeline for the computation of PH for a point cloud is illustrated in Figure 3.1; in the

following we describe each step and state of the art algorithms and data structures.




Fig. 3.1: Pipeline for the computation of PH from a point cloud.

3.1. From data to a filtered simplicial complex. Given a point cloud (X, d) there are several ways to associate a simplicial complex to it. The Vietoris-Rips complex is one of the most popular complexes in PH. For a non-negative real number ϵ the Vietoris Rips complex $V(X, \epsilon)$ at scale ϵ is defined as follows:

$$V(X, \epsilon) = \{\sigma \subset X \mid d(x, y) \leq \epsilon \text{ for all } x, y \in \sigma\}.$$

For $\epsilon \leq \epsilon'$ we have $V(X, \epsilon) \subseteq V(X, \epsilon')$, thus considering different scale values we get a filtered simplicial complex. The dimension of the Vietoris Rips complex is bounded only by the size of X , therefore in practice it is necessary to put a limit on the dimension of the simplices allowed in the construction of the Vietoris Rips complex. If N denotes the cardinality of X , then in the worst case the Vietoris Rips complex has $N!/p!(N-p)!$ simplices of dimension p , hence the number of simplices can grow exponentially with the number of input points.

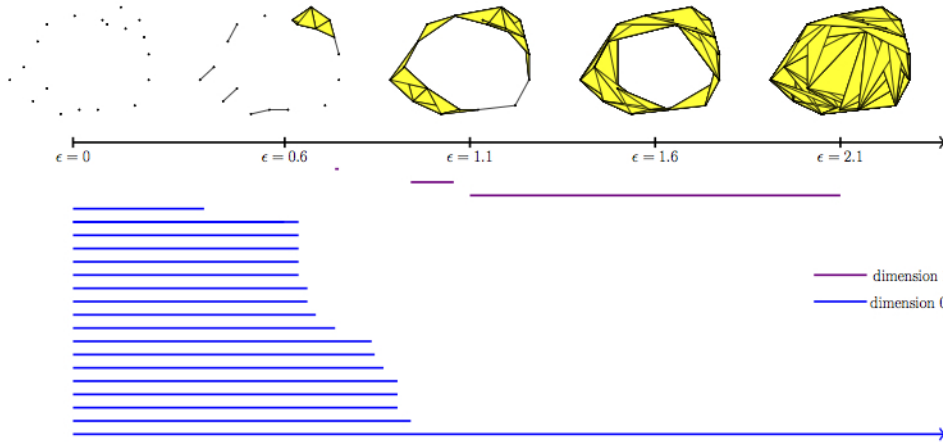


Fig. 3.2: Computation of PH for a point cloud using the Vietoris Rips complex.

There are two kinds of optimisations known to reduce the complexity of the computation of simplicial complexes from a point cloud:

1. Simplicial complexes whose number of simplices grows slowly with the size of the point cloud.
2. Reduction techniques to obtain a smaller simplicial complex with same homology as the original complex.

Some simplicial complexes that fall into the first category are (1) the α -complex [25, Section III.4], [27], which is a simplicial complex that can be constructed for point clouds embedded in \mathbb{R}^d , (2) the witness and lazy witness complexes [19], in which the simplicial complex is constructed on a subset of the input points, (3) an approximation of the Vietoris Rips complex that grows linearly in the size of the point cloud [38]

and (4) the graph induced complex [23]. Known reduction techniques are (a) Morse theoretic reductions [33] and (b) the tidy set method [43]. On the other hand, fast implementations of the computation of the simplicial complexes are crucial. Fast algorithms for the computation of the Vietoris Rips complex were introduced in [42], while efficient data structures for generalised Vietoris Rips complexes were introduced in [2] and [42] and for general simplicial complexes in [9].

3.2. From the filtered simplicial complex to the boundary matrix. To compute PH of a filtered simplicial complex K we need to associate to it a matrix that stores information about the faces of every simplex, called the boundary matrix. For this we put a total order on the simplices of the complex, compatible with the filtration in the following sense:

- A face of a simplex precedes the simplex.
- A simplex in the i -th complex K_i precedes simplices in $K \setminus K_i$.

Let n denote the total number of simplices in the complex and denote the simplices with respect to this order by $\sigma_1, \dots, \sigma_n$. We construct a quadratic matrix δ of dimension n by storing a 1 in $\delta(i, j)$ if the simplex σ_i is a face of simplex σ_j of codimension one, and 0 otherwise.

3.3. From the boundary matrix to the barcodes. The first algorithm for the computation of PH was introduced in [26] and generalised in [44]. We refer to this as the standard algorithm. For every $j = 1, \dots, n$ define $low(j)$ to be the index of the lowest row containing a 1 in column j . If column j does only contain zeros the value of $low(j)$ is undefined. We say that the boundary matrix is reduced if the map low is injective on its definition domain. The algorithm for the reduction of the boundary matrix is illustrated in Figure 3.3. Since this algorithm operates on columns of the matrix from left to right it is also called column algorithm in the literature. The complexity of the algorithm in worst case is cubic in the number of simplices.

```

for  $j = 1$  to  $n$  do
    while there exists  $i < j$  with  $low(i) = low(j)$  do
        add column  $i$  to column  $j$ 
    end while
end for

```

Fig. 3.3: The standard algorithm.

Once the matrix is reduced we can read off the intervals by pairing the simplices:

- If $low(j) = i$ then simplex σ_j is paired with σ_i and the entrance of σ_i in the filtration causes the birth of a feature which dies with the entrance of σ_j .
- If $low(j)$ is undefined then the entrance of simplex σ_j in the filtration causes the birth of a feature. If there exists k such that $low(k) = j$ then σ_j is paired with simplex σ_k whose entrance in the filtration causes the death of the feature. If no such k exists σ_j is unpaired.

Following the standard algorithm several faster algorithms and optimisations have been introduced; however the complexity of these algorithms is still cubic in the number of simplices. We underline algorithms and italicise data structures.

The dual algorithm is a sequential algorithm and is based on the computation of persistent cohomology: it was shown in [20] that this algorithm can improve dramatically the performance of the computation. The twist algorithm (also called row algorithm) is a sequential algorithm and takes a short-cut in the reduction of the

boundary matrix [17]. The spectral sequence algorithm divides the boundary matrix in blocks and reduces them from the diagonal outwards in different phases that can be executed in parallel [25, VII.4]. The chunk algorithm implements the first two phases of the reduction of the spectral sequence and then eliminates the already found pairs [4]. The distributed algorithm computes the reduction in parallel in a distributed setting [5].

The twist algorithm was shown to be faster than the chunk algorithm for some data sets [6]. The chunk algorithm is a generalisation of the implementation [35] of the Morse theoretic reductions mentioned in Section 3.1 [6, Section 3].

Several efficient data structures for boundary matrices have been introduced in [6] of which the fastest was shown to be the *pivot-tree column*. A data structure which was shown to be comparably fast is the *compressed annotation matrix* [8].

3.4. Software. There are currently at least 8 implementations for the computation of PH publicly available; we summarise their properties in Table 3.1. `JAVAPLEX` [40] was developed by the Computational Topology workgroup at Stanford University, and is based on the `Plex` library, which was to our knowledge the first software to implement the computation of PH. `PERSEUS` [35] was developed to implement theoretical developments in the theory of discrete Morse theory [33]. `JHOLES` [7] is a Java library aimed at the computation of the weight rank clique filtration for networks [37]; `Dionysus` [34] was the first software to implement the computation of cohomology, which has been shown to be faster than homology computation [20, 21]. `PHAT` [6] is a library implementing several algorithms and data structures for the fast computation of barcodes from the boundary matrix, and is the first software to implement a matrix reduction algorithm that can be executed in parallel; `DIPHA` [3] is a spin-off of `PHAT` and implements a distributed computation of the matrix reduction algorithm. `GUDHI` [32] is the most recent software of the set and implements new data structures for the simplicial complex and the boundary matrix. `PHOM` [39] is a library written in R that implements the standard and dual algorithms. In addition to the algorithms outlined in Section 3.3 some of the software implement algorithms for the computation of ‘generalised’ PH, namely the zigzag PH algorithm for sequences of spaces with maps different from inclusions [13] and the multifield PH algorithm, which allows the simultaneous computation of PH over several fields [10].

Software	JAVAPLEX	PERSEUS	JHOLES	DIONYSUS	PHAT	DIPHA	GUDHI	PHOM
Language	Java	C++	Java	C++	C++	C++	C++	R
Algorithms for PH	standard dual zigzag	Morse reductions standard	uses JAVAPLEX	standard dual zigzag [13]	standard dual twist chunk spectral seq.	twist dual distributed	dual multifield	dual standard
Coeff. field	\mathbb{Q} \mathbb{F}_p	\mathbb{F}_2	\mathbb{F}_2	\mathbb{F}_2 (standard, zigzag) \mathbb{F}_p (dual)	\mathbb{F}_2	\mathbb{F}_2	\mathbb{F}_2	\mathbb{F}_p
Homology	simplicial, cellular	simplicial, cellular (cubical)	simplicial	simplicial	simplicial?	simplicial?	simplicial	simplicial
Filtrations computed	VR LW W CW zigzag	VR	WRCF	VR α Čech	–	VR, lower star	VR	VR LW
Filtrations as input	simplicial complex	simplicial complex, cubical complex	–	simplicial complex, zigzag	boundary matrix of simpl. complex	boundary matrix of simpl. complex	–	–
Additional features	tensor, hom	–	–	vineyards [14] circle-valued functions [21]	–	–	–	–
Precompiled	✓	✓	✓	–	–	–	–	✓
Visualisation	barcodes	persistence diagram	–	–	–	persistence diagram	–	barcodes, persistence diagram

Table 3.1: Overview of currently existing software for the computation of PH. The symbol – means that the respective feature is not implemented, while ✓ means that it is. The letter p denotes any prime number in the coefficient field \mathbb{F}_p . We use the following notation for the simplicial complexes: VR = Vietoris Rips complex, W = witness complex, LW = lazy witness complex, CW = CW complex, WRCF = weight rank clique filtration, α = α complex, Čech = Čech complex, lower star = lower star complex.

4. Methods. We compute PH for the data sets described below by constructing the Vietoris Rips complex. We obtain a distance function on the set of nodes of each network by computing shortest paths; for the real-world networks we take the inverse of the weights in the computation of the shortest paths.

4.1. Data sets. We use the following data sets to test the algorithms and implementations within each software.

Synthetic data sets:

1. Klein bottle: The Klein bottle is a one-sided nonorientable surface, depicted in Figure 4.1. We sample points from the Klein bottle using its ‘figure-8’ immersion in \mathbb{R}^3 and samples of size varying from 100 points to 900 and we vary the upper bound of the dimension of the Vietoris Rips complex from 1 to 3.
2. Random geometric graphs (RGG): the parameters for this model are a positive integer N and a positive real number d . A RGG is constructed by sampling N points with a uniform distribution on the unit square; node i and node j are connected by an edge if the Cartesian distance between i and j is smaller than d . We assign weights to the edges in two different ways, randomly and with linear weight-degree correlations: the weight of an edge between nodes i and j is distributed as $k_i k_j X$ where k_i is the degree of node i and X is a random variable uniformly distributed on the unit interval. We choose $N = 800$ and $d = 0.2$.




Fig. 4.1: The Klein bottle and the reconstruction of the dragon, retrieved from [31].

Real-world data sets:

1. Genomic sequences of the HIV virus: point clouds are obtained from the independent and concatenated sequences of the three largest genes *gag*, *pol* and *env* of the HIV genome together with the Hamming distance. This data was studied using PH in [16].
2. Dragon graphic: we sample points from 3D scans of the dragon [31] whose reconstruction is illustrated in Figure 4.1. The sample size varies between 1000 and 3000 points and we vary the dimension cap for the Vietoris Rips complex between 1 and 3.
3. C. Elegans neuronal network [37]: each node is a neuron and edges represent synapses or gaps junctions.
4. Human genome: a weighted undirected network representing a sample of the human genome [37]. Each node represents a gene, and weighted edges

between nodes represent the correlation of the expression level of two genes.

We study the software JAVAPLEX, PERSEUS, DIONYSUS, DIPHA and GUDHI, using both synthetic and real-world data, from four different points of view :

1. Performance measured in CPU seconds and wall-time seconds.
2. Memory required by the process.
3. Maximum size of simplicial complex allowed by the software.
4. User-friendliness: phases of computation of PH supported by the software.

We limit our study to these five software for the following reason: the package PHAT takes as input a boundary matrix and thus a direct comparison with the other implementations is not possible; however fast data structures and algorithms implemented in PHAT are also implemented in its spin-off software DIPHA, which we include in our study. We intend to include the software JHOLES and PHOM in a future study.

4.2. Machines. We tested all the software on a cluster with 1728(108*16) cores of 2.0GHz Xeon SandyBridge, RAM of 64GiB*80 nodes and 128GiB*4 nodes, and a scratch disk of 20TB.

5. Results. Table 5.1 reports the timings of the different software for a selection of the data sets. For every software we use the implementations that are believed to be the fastest ones, in particular whenever a software implements the dual algorithm we use this option. For DIPHA we chose as default to run the software on one node and 16 cores, and only when the machine ran out of memory we increased the number of nodes and cores used. Augmenting the number of cores can however make the computations faster (in terms of CPU seconds) also for smaller data sets; this was revealed by our experiments and also in [5]. In Table 5.2 we report on the memory used by the processes. Due to technical issues we do not include memory measurements for the software JAVAPLEX. However, memory requirements for this software can be inferred by the value of the maximal heap size necessary to perform the computations. In Table 5.3 we indicate the maximum size of the simplicial complex for which we were able to compute PH with each software. The software performing best - DIPHA and GUDHI - are also the ones that can handle the highest number of simplices, which is about one billion. However, for small data sets (less than a million simplices) the software PERSEUS and JAVAPLEX are best suited because they are the easiest to use, as we report in Table 5.4.

Data set	$ K $	JAVAPLEX		PERSEUS		DIONYSUS		DIPHA		GUDHI	
		real CPU	real CPU	real CPU	real CPU	real CPU	real CPU	real CPU	real CPU		
Klein 1	$1.1 \cdot 10^7$	1554	2314	2262	2256	152	152	6	73	10	10
Klein 2	$1.1 \cdot 10^9$	-	-	-	-	-	-	228	3627	2159	2134
HIV	$2.1 \cdot 10^8$	-	-	-	-	-	-	81	1276	249	248
Dragon 1	$1.7 \cdot 10^8$	-	-	-	-	4360	4362	75	1176	285	283
Dragon 2	$1.3 \cdot 10^9$	-	-	-	-	-	-	2358	37572	15419	3151

Table 5.1: Performances of the software measured in wall-time seconds and CPU seconds for point clouds created from subsamples of the Klein bottle, the HIV genome and 3D scans of the Stanford dragon. For each data set we indicate the size of the simplicial complex. We ran JAVAPLEX using the standard algorithm, DIONYSUS and DIPHA using the dual algorithm. The package PERSEUS implements only the standard algorithm, while GUDHI implements only the dual algorithm. We ran DIPHA on one node and 16 cores for the data sets Klein 1 and Dragon 1, while we ran it on 2 nodes of 16 cores each for the other data sets.

Data set	$ K $	JAVAPLEX	PERSEUS	DIONYSUS	DIPHA	GUDHI
Klein 1	$1.1 \cdot 10^7$	20	14.5	1.1	0.2	0.6
Klein 2	$1.1 \cdot 10^9$	> 120	-	-	8.1	58.7
HIV	$2.1 \cdot 10^8$	> 120	-	-	1.8	9.9
Dragon 1	$1.7 \cdot 10^8$	> 120	-	16.8	2.7	9.2
Dragon 2	$1.3 \cdot 10^9$	> 120	-	-	13.8	64.5

Table 5.2: Memory usage in GB for the data sets of Table 5.1. For JAVAPLEX we indicate the value of the maximum heap size that was sufficient to perform the computation. For DIPHA we indicate the maximum memory used by a core over all cores.

Software	JAVAPLEX	PERSEUS	DIONYSUS	DIPHA	GUDHI
maximal size	$1 \cdot 10^7$	$1 \cdot 10^7$	$1.6 \cdot 10^8$	$1.3 \cdot 10^9$	$1.3 \cdot 10^9$

Table 5.3: Maximal size of simplicial complex supported by the software (thus far, computations still in progress).

Software	JAVAPLEX	PERSEUS	DIONYSUS	DIPHA	GUDHI
Installation	✓	✓	-	-	-
Complex	✓	✓	✓	✓	✓
Boundary matrix	✓	✓	✓	✓	✓
Barcodes	✓	✓	✓	✓	✓
Visualisation	✓	✓	-	✓	-

Table 5.4: The pipeline for the computation of PH can be roughly subdivided into five steps: installation of the software, computation of the complex from input data, computation of boundary matrix, computation of barcodes and visualisation of outputs. We indicate for each software which of these steps are supported.

6. Considerations and outlook. We compared the algorithms in openly available software with the aim to test the implementations that are currently available to the mathematical community. Our results should be viewed as a guideline for the applied or pure mathematician who wants to compute PH. Even though a fair comparison of performance of methods can be difficult to achieve [1] we call on the TDA community for a community effort to test the state of the art methods; some of the existing comparisons available in the TDA literature that we cited in this paper rely on different implementations and architectures.

To conclude we outline some challenges that we believe must to be addressed by the TDA community to overcome current limitations and issues. There is a need for the creation of a computational topology library and the definition and construction of benchmarking data sets for the test of new algorithms and data structures. Furthermore, input and output formats vary from software to software, and we thus call for a uniformization of input and output type across the different implementations. While recent progress in the optimisation of the reduction of the boundary matrix has made the computation of the interval extremely fast, this progress is hindered by the issues related to the computation of the complex, which have not received the same attention. Finally, new techniques are required to compute PH for streams of data. With such techniques at hand we could not only make sense of the vast amount of

streams of data produced, but also tackle challenges related to the computation of ‘static’ data, i.e. data which do not come in streams.

7. Acknowledgements. We would like to thank the Rabadan Lab at Columbia University for providing the viral data sets, Giovanni Petri for sharing with us the data sets used in [37], Michael Lesnick, Matthew Wright, Ulrich Bauer and Hubert Wagner for helpful discussions. The first author thanks Bernadette Stolz, Florian Klimm and Vidit Nanda for precious advice. We would like to acknowledge the use of the Advanced Research Computing (ARC) in carrying out this work. NO and PG are grateful for support from the EPSRC grant EP/G065802/1, The Digital Economy HORIZON Hub. HAH gratefully acknowledges EPSRC Fellowship EP/K041096/1.

REFERENCES

- [1] *Nature Methods*, 12(4):273, 2015. Editorial.
- [2] Dominique Attali, André Lieutier, and David Salinas. Efficient data structure for representing and simplifying simplicial complexes in high dimensions. *International Journal of Computational Geometry and Applications*, 22(04):279–303, 2012.
- [3] Ulrich Bauer, Michael Kerber, and Jan Reininghaus. DIPHA (a distributed persistent homology algorithm). Software available at <https://code.google.com/p/dipha/>.
- [4] Ulrich Bauer, Michael Kerber, and Jan Reininghaus. Clear and compress: Computing persistent homology in chunks. In Peer-Timo Bremer, Ingrid Hotz, Valerio Pascucci, and Ronald Peikert, editors, *Topological Methods in Data Analysis and Visualization III*, Mathematics and Visualization, pages 103–117. Springer International Publishing, 2014.
- [5] Ulrich Bauer, Michael Kerber, and Jan Reininghaus. Distributed computation of persistent homology. In *2014 Proceedings of the Sixteenth Workshop on Algorithm Engineering and Experiments (ALENEX)*, chapter 3, pages 31–38. Society for industrial and applied mathematics, 2014.
- [6] Ulrich Bauer, Michael Kerber, Jan Reininghaus, and Hubert Wagner. PHAT: Persistent homology algorithms toolbox. In Hoon Hong and Chee Yap, editors, *Mathematical Software, ICMS 2014*, volume 8592 of *Lecture Notes in Computer Science*, pages 137–143. Springer Berlin Heidelberg, 2014. Software available at <https://code.google.com/p/phat/>.
- [7] Jacopo Binchi, Emanuela Merelli, Matteo Rucco, Giovanni Petri, and Francesco Vaccarino. jholes: A tool for understanding biological complex networks via clique weight rank persistent homology. *Electronic Notes in Theoretical Computer Science*, 306(0):5 – 18, 2014. Proceedings of the 5th International Workshop on Interactions between Computer Science and Biology (CS2Bio14).
- [8] Jean-Daniel Boissonnat, Tamal K. Dey, and Clément Maria. The compressed annotation matrix: An efficient data structure for computing persistent cohomology. In Hans L. Bodlaender and Giuseppe F. Italiano, editors, *Algorithms - ESA 2013*, volume 8125 of *Lecture Notes in Computer Science*, pages 695–706. Springer Berlin Heidelberg, 2013.
- [9] Jean-Daniel Boissonnat and Clément Maria. The simplex tree: An efficient data structure for general simplicial complexes. In Leah Epstein and Paolo Ferragina, editors, *Algorithms - ESA 2012*, volume 7501 of *Lecture Notes in Computer Science*, pages 731–742. Springer Berlin Heidelberg, 2012.
- [10] Jean-Daniel Boissonnat and Clément Maria. Computing persistent homology with various coefficient fields in a single pass. In Andreas S. Schulz and Dorothea Wagner, editors, *Algorithms - ESA 2014*, volume 8737 of *Lecture Notes in Computer Science*, pages 185–196. Springer Berlin Heidelberg, 2014.
- [11] Peter Bubenik and Jonathan A. Scott. Categorification of persistent homology. *Discrete & Computational Geometry*, 51(3):600–627, 2014.
- [12] Gunnar Carlsson. Topology and data. *Bulletin of the American Mathematical Society*, 46(2):255–308, 2009.
- [13] Gunnar Carlsson, Vin de Silva, and Dmitriy Morozov. Zigzag persistent homology and real-valued functions. In *Proceedings of the Twenty-fifth Annual Symposium on Computational Geometry*, SCG ’09, pages 247–256, New York, NY, USA, 2009. ACM.
- [14] Gunnar Carlsson, Vin de Silva, and Dmitriy Morozov. Zigzag persistent homology and real-

- valued functions. In *Proceedings of the Twenty-fifth Annual Symposium on Computational Geometry*, SCG '09, pages 247–256, New York, NY, USA, 2009. ACM.
- [15] Gunnar Carlsson, Tigran Ishkhanov, Vin de Silva, and Afra Zomorodian. On the local behavior of spaces of natural images. *International Journal of Computer Vision*, 76(1):1–12, 2008.
 - [16] Joseph Minhow Chan, Gunnar Carlsson, and Raul Rabadan. Topology of viral evolution. *Proceedings of the National Academy of Sciences*, 110(46):18566–18571, 2013.
 - [17] Chao Chen and Michael Kerber. Persistent homology computation with a twist. In *Proceedings 27th European Workshop on Computational Geometry*, 2011.
 - [18] David Cohen-Steiner, Herbert Edelsbrunner, and John Harer. Stability of persistence diagrams. *Discrete & Computational Geometry*, 37(1):103–120, 2007.
 - [19] Vin de Silva and Gunnar Carlsson. Topological estimation using witness complexes. In *Proceedings of the First Eurographics conference on Point-Based Graphics*, pages 157–166. Eurographics Association, 2004.
 - [20] Vin de Silva, Dmitriy Morozov, and Mikael Vejdemo-Johansson. Dualities in persistent (co)homology. *Inverse Problems*, 27(12), 2011.
 - [21] Vin de Silva, Dmitriy Morozov, and Mikael Vejdemo-Johansson. Persistent cohomology and circular coordinates. *Discrete & Computational Geometry*, 45(4):737–759, 2011.
 - [22] D. DeWoskin, J. Climent, I. Cruz-White, M. Vazquez, C. Park, and J. Arsuaga. Applications of computational homology to the analysis of treatment response in breast cancer patients. *Topology and its Applications*, 157(1):157 – 164, 2010. Proceedings of the International Conference on Topology and its Applications 2007 at Kyoto; Jointly with 4th Japan Mexico Topology Conference.
 - [23] Tamal Krishna Dey, Fengtao Fan, and Yusu Wang. Graph induced complex on point data. In *Proceedings of the Twenty-ninth Annual Symposium on Computational Geometry*, SoCG '13, pages 107–116, New York, NY, USA, 2013. ACM.
 - [24] H. Edelsbrunner and J. Harer. Persistent homology - a survey. In *Surveys on discrete and computational geometry*, volume 453, page 257. Amer Mathematical Society, 2008.
 - [25] Herbert Edelsbrunner and John Harer. *Computational Topology: An Introduction*. Applied mathematics. American Mathematical Society, 2010.
 - [26] Herbert Edelsbrunner, David Letscher, and Afra Zomorodian. Topological persistence and simplification. *Discrete & Computational Geometry*, 28(4):511–533, 2002.
 - [27] Herbert Edelsbrunner and Ernst P. Mücke. Three-dimensional alpha shapes. *ACM Trans. Graph.*, 13(1):43–72, January 1994.
 - [28] Robert Ghrist. Barcodes: The persistent topology of data. *Bulletin of the American Mathematical Society*, 45:61–75, 2008.
 - [29] Allen Hatcher. *Algebraic topology*. Cambridge University Press, Cambridge, New York, 2002.
 - [30] T. Kaczynski, K. Mischaikow, and M. Mrozek. *Computational Homology*. Number Bd. 157 in Applied Mathematical Sciences. Springer, 2004.
 - [31] Stanford University Computer Graphics Laboratory. The stanford 3d scanning repository. <https://graphics.stanford.edu/data/3Dscanrep>.
 - [32] Clément Maria, Jean-Daniel Boissonnat, Marc Glisse, and Mariette Yvinec. The gudhi library: Simplicial complexes and persistent homology. In Hoon Hong and Chee Yap, editors, *Mathematical Software, ICMS 2014*, volume 8592 of *Lecture Notes in Computer Science*, pages 167–174. Springer Berlin Heidelberg, 2014. Software available at <https://project.inria.fr/gudhi/software/>.
 - [33] Konstantin Mischaikow and Vidit Nanda. Morse theory for filtrations and efficient computation of persistent homology. *Discrete & Computational Geometry*, 50(2):330–353, 2013.
 - [34] Dmitriy Morozov. Dionysus. Software available at <http://www.mrzv.org/software/dionysus/>.
 - [35] Vidit Nanda. Perseus, the persistent homology software. Software available at <http://www.sas.upenn.edu/vnanda/perseus>.
 - [36] Monica Nicolau, Arnold J. Levine, and Gunnar Carlsson. Topology based data analysis identifies a subgroup of breast cancers with a unique mutational profile and excellent survival. *Proceedings of the National Academy of Sciences of the United States of America*, 108(17):7265–7270, 2011.
 - [37] Giovanni Petri, Martina Scolamiero, Irene Donato, and Francesco Vaccarino. Topological strata of weighted complex networks. *PLoS ONE*, 8(6), 06 2013.
 - [38] Donald R. Sheehy. Linear-size approximations to the Vietoris-Rips filtration. *Discrete & Computational Geometry*, 49(4):778–796, 2013.
 - [39] Andrew Tausz. phom: Persistent Homology in R. Software available at <http://cran.r-project.org/web/packages/phom/>.
 - [40] Andrew Tausz, Mikael Vejdemo-Johansson, and Henry Adams. JavaPlex: A research software package for persistent (co)homology. In Han Hong and Chee Yap, editors, *Proceedings*

- of *ICMS 2014*, Lecture Notes in Computer Science 8592, pages 129–136, 2014. Software available at <http://appliedtopology.github.io/javaplex/>.
- [41] D. Taylor, F. Klimm, H. A. Harrington, M. Kramar, K. Mischaikow, M. A. Porter, and P. J. Mucha. Complex contagions for topological data analysis of networks. *ArXiv e-prints*, August 2014. arXiv:1408.1168v2.
 - [42] Afra Zomorodian. Technical section: Fast construction of the Vietoris-Rips complex. *Comput. Graph.*, 34(3):263–271, June 2010.
 - [43] Afra Zomorodian. The tidy set: A minimal simplicial set for computing homology of clique complexes. 2010. SCG10.
 - [44] Afra Zomorodian and Gunnar Carlsson. Computing persistent homology. *Discrete Comput. Geom.*, 33(2):249–274, February 2005.