

Stationary properties of maximum entropy random walks

Purushottam D. Dixit

Department of Systems Biology, Columbia University
New York, NY*

Maximum entropy (maxEnt) inference of state probabilities using state-dependent constraints is popular in the study of complex systems. In stochastic dynamical systems, the effect of state space topology and path-dependent constraints on the inferred state probabilities is unknown. To that end, we derive the transition probabilities and the stationary distribution of a maximum *path* entropy Markov process subject to state- and path-dependent constraints. The stationary distribution reflects a competition between path multiplicity and imposed constraints and is significantly different from the Boltzmann distribution. We illustrate our results with a particle diffusing on an energy landscape. Connections with the path integral approach to diffusion are discussed.

Owing to our increasing ability to collect large amounts of data in complex systems and our inability to construct *generative* models to explain that data, *descriptive* approaches have become popular. One such framework is the principle of maximum entropy (maxEnt) (1–4). Intuitively, maxEnt picks the ‘least informative’ distribution over states while requiring it to reproduce certain aspects of the data. The result is the Boltzmann distribution in constrained quantities. maxEnt has been employed to study a variety of problems, for example, neuronal firing patterns (5), bird flocks (6, 7), ecological species distribution (8), gene expression noise (9), sequence variability in proteins (10, 11), and behavior (12).

In many cases (5–9), but not always (10–12), the experimental data is a realization of a stochastic process. In such cases, one may wish impose path-dependent current like constraints in addition to state-dependent constraints. Moreover, the dynamical radius of any state — the states reachable in a single transition — is usually finite, which defines the state space topology. How these factors affect inferred state probabilities is unknown.

We solve this problem for Markovian dynamics in discrete state and time. In order to incorporate dynamical information, we maximize a *path* entropy. We derive transition probabilities and the stationary distribution of the maximum path entropy Markov process subject to state- and path-dependent constraints. The stationary distribution is the product of the left and the right Perron-Frobenius eigenvectors of a matrix and depends non-trivially on the topology and imposed constraints. We illustrate our results with a random walk diffusing on a two dimensional energy landscape.

We begin with an observation. Discrete state stochastic systems can be modeled by a random walk in higher dimensions. For example, the time evolution of an Ising model with N spins is a random walk in 2^N dimensions. If at most one spin flip per transition is allowed, for example the popular Glauber dynamics (13), every state is connected to only N out of the 2^N states. To that end, we consider an irreducible and aperiodic discrete time Markovian random walk on a directed graph G with nodes V and edges E . We denote the *unique* stationary

distribution over the states by $\{p_a\}$. We assume that transition probabilities $k_{ab} \neq 0$ only when $(a, b) \in E$.

We seek the maximum entropy stationary distribution subject to state- and path-dependent constraints. The appropriate ensemble to impose these constraints is the ensemble $\{\Gamma\}$ of stationary state trajectories $\Gamma \equiv \dots \rightarrow a \rightarrow b \rightarrow \dots$ of fixed but unspecified duration T . We only consider trajectories that are permissible by the state space topology. The entropy of the ensemble, normalized by T , is given by (14–17)

$$\mathcal{S} = -\frac{1}{T} \log P(\Gamma) \log P(\Gamma) = -\sum_{a,b} p_a k_{ab} \log k_{ab} \quad (1)$$

In Eq. 1 and from here onwards, unless specified otherwise, all summations involving quantities with two indices are restricted on the edges of the graph.

$\{p_a\}$ and $\{k_{ab}\}$ are not independent of each other. In fact, they are constrained as follows

$$\sum_b p_a k_{ab} = p_a, \quad \sum_a p_a k_{ab} = p_b, \quad \sum_{a,b} p_a k_{ab} = 1. \quad (2)$$

If the dynamics is reversible, the walk also satisfies detailed balance conditions,

$$p_a k_{ab} = p_b k_{ba}. \quad (3)$$

Let us introduce constraints of path ensemble averages of state- and path-dependent quantities r_{ab}^i . State-dependent quantities r_{ab}^i such as energy and particle number depend only on the initial state a or the final state b . Path-dependent quantities r_{ab}^i such as energy or particle currents depend on both states. The path ensemble averages are given by (14–16)

$$\langle r^i \rangle = \sum_{a,b} p_a k_{ab} r_{ab}^i. \quad (4)$$

We maximize the path entropy \mathcal{S} in Eq. 1 with respect to unknown stationary distribution p_a and transition probabilities k_{ab} while imposing constraints in Eqs. 2

and Eq. 4. Using Lagrange multipliers, we write the unconstrained Lagrange function, sometimes called the Caliber (4, 18),

$$\mathcal{C} = \mathcal{S} + \sum_a m_a \left(\sum_b p_a k_{ab} - p_a \right) + \sum_b n_b \left(\sum_a p_a k_{ab} - p_b \right) + \delta \left(\sum p_a k_{ab} - 1 \right) - \sum_i \gamma_i \left(\sum_{a,b} (p_a k_{ab} r_{ab}^i - \langle r^i \rangle) \right). \quad (5)$$

Maximizing the Caliber with respect to p_a and k_{ab} , we find that the transition probabilities k_{ab} are given by (see appendix for details)

$$k_{ab} = \frac{1}{\eta} \frac{\phi_b}{\phi_a} \mathbf{W}_{ab} \quad (6)$$

where the elements of the *constraint matrix* \mathbf{W} are given by

$$\mathbf{W}_{ab} = \exp \left(- \sum_i \gamma_i r_{ab}^i \right) \quad (7)$$

when $(a, b) \in E$ and zero otherwise. $\bar{\phi}$ is the normalized eigenvector of \mathbf{W} corresponding to its maximum eigenvalue η . The Perron-Frobenius theorem guarantees that $\bar{\phi}$ is strictly positive and η is unique and positive. A simple case of Eq. 6 for a freely diffusing random walk was studied by Burda et al. (19) where \mathbf{W} is equal to the adjacency matrix of the graph G .

The stationary distribution $\{p_a\}$ can be determined by solving the linear system of equations

$$\sum_a p_a k_{ab} = p_b \Rightarrow \sum_a \frac{p_a}{\phi_a} \mathbf{W}_{ab} = \eta \frac{p_b}{\phi_b}. \quad (8)$$

Thus, if $\bar{\psi}$ is the left Perron-Frobenius eigenvector and $\bar{\phi}$ is the right Perron-Frobenius eigenvector of \mathbf{W} with the same eigenvalue η , the stationary distribution is given by the product

$$p_a = \psi_a \phi_a. \quad (9)$$

The Perron-Frobenius eigenvectors and thus the stationary distribution depend on the topology and the imposed constraints in a non-trivial fashion. In other words, the Boltzmann distribution, obtained by maximizing the entropy over state-distributions, is no longer guaranteed when dynamical information is introduced.

Is the inferred Markov process reversible? Let us calculate its entropy production rate \dot{s} (20),

$$\dot{s} = \sum_{a,b} p_a k_{ab} \log \frac{k_{ab}}{k_{ba}} = - \sum_i \gamma_i \langle r_{ab}^i - r_{ba}^i \rangle. \quad (10)$$

In Eq. 10, only the antisymmetric part of constraints r_{ab}^i contributes to entropy production. If all constraints are symmetric, the entropy production is zero and the

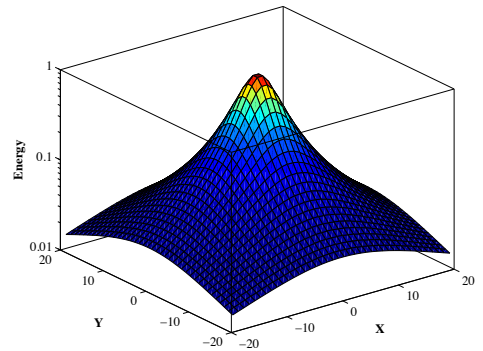


FIG. 1. Energy landscape on a $N \times N$ square lattice with $N = 40$. Energy is highest at the center of the lattice and decreases as the reciprocal of the squared distance from the center (see Eq. 14). We have chosen $A = 11$ and $B = 10$.

Markov process is reversible. In fact, if microscopic reversibility (Eq. 3) is explicitly imposed, the inference problem is equivalent to constraining symmetrized quantities $r_{ab}^{i\ddagger} = \frac{1}{2} (r_{ab}^i + r_{ba}^i)$ (see appendix for details). In this case, the constraint matrix \mathbf{W} is symmetric and the left and the right Perron-Frobenius eigenvectors coincide. The stationary distribution is simply the square of this eigenvector.

Finally, we write down the probability of an arbitrary path $\Gamma = a_1 \rightarrow a_2 \rightarrow a_3 \rightarrow \dots \rightarrow a_n$ of total duration n . If the initial state a_1 is chosen from a distribution $p_0(a_1)$, we have

$$p(\Gamma) = p_0(a_1) \cdot k_{a_1 a_2} \cdot k_{a_2 a_3} \cdots k_{a_{n-1} a_n} \quad (11)$$

$$= \frac{p_0(a_1)}{\phi_{a_1}} \frac{1}{\eta^{n-1}} e^{-\mathcal{A}(\Gamma)} \quad (12)$$

where $\mathcal{A}(\Gamma)$ is the ‘action’ associated with the path Γ and is given by

$$\mathcal{A}(\Gamma) = \sum_i \gamma_i \sum_{t=1}^{n-1} r_{a_t a_{t+1}}^i. \quad (13)$$

Our construction of the maximum path entropy Markov process and its stationary distribution is complete. While it gives us a recipe to calculate the stationary distribution, Eq. 9 does not allow us an intuitive understanding of how it depends on topology and constraints. Below, we will illustrate three important features that are unique to path entropy maximization, path entropy/enthalpy compensation, state space topology, and currents.

In an illustrative example, we consider a particle diffusing on a $N \times N$ square lattice. In a single transition, the particle jumps to one its nearest neighbors. We define the energy at every point $a = (x, y)$ as

$$\epsilon_a = \frac{A}{x^2 + y^2 + B}. \quad (14)$$

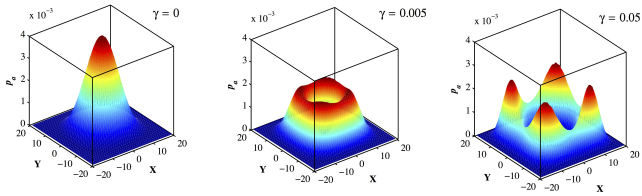


FIG. 2. Stationary probabilities p_a in a finite square lattice when average energy constraints are imposed. The particle localizes in the center of the lattice in the absence of constraints ($\gamma = 0$, left panel). When average energy constraints are used, the particle finds a balance between multiplicity of paths and energetics of the states (center and right panels).

A and B are positive constants. Below, we fix $A = 11$ and $B = 10$. The energy function is symmetric in x and y , has a peak in the middle of the lattice, and takes its lowest values in the four corners (see Fig. 1).

First, let us assume that the square lattice is *aperiodic*. Corner points, edges, and interior points have 2, 3, and 4 nearest neighbors respectively. Let us obtain the stationary distribution with constraints of average energy and detailed balance. We first construct the *symmetric* constraint matrix

$$\mathbf{W}_{ab} = \exp \left[-\gamma \left(\frac{\epsilon_a + \epsilon_b}{2} \right) \right] \quad (15)$$

when a and b are nearest neighbors on the lattice and zero otherwise. γ is the Lagrange multiplier associated with the average energy constraints. We then find $\bar{\phi}$, its right Perron-Frobenius eigenvector. The stationary distribution is $p_a \propto \phi_a^2$.

In Fig. 2 we show the stationary distribution for $\gamma = 0, 0.005$, and 0.05 . $\gamma = 0$ denotes absence of energy constraint. In this case, the particle localizes near the center of the lattice, a striking departure from the microcanonical maxEnt distribution which predicts equal probabilities for all states. The entropic localization results from the higher multiplicity of paths in the central region compared to the boundaries (19). When average energy constraints are imposed ($\gamma > 0$), the particle balances the entropic multiplicity of paths with energetic unfavorability of states. This balance is reminiscent of entropy/enthalpy compensation (21) well known in chemistry. At $\gamma = 0.05$, the particle spontaneously localizes in one of the four corners. Instead of choosing low energy regions near the vertical and horizontal boundaries, the particle chooses regions near the diagonals because of their higher path multiplicity.

Thus, asymmetry in state space topology has a huge impact on the stationary distribution. Are state-based maxEnt and maximum path entropy distributions equal when all states are topologically equivalent? We give the answer in the negative. Consider a *periodic* $N \times N$ square lattice. The only topological restriction is that in a single

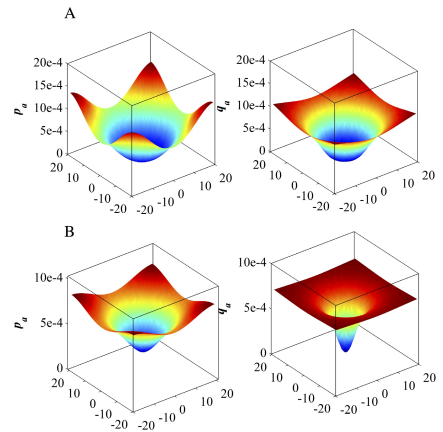


FIG. 3. The maximum path entropy stationary distribution p_a and the Boltzmann distribution q_a when average energy constraints are imposed. The particle is allowed to jump to the nearest neighbor (A, top) and up to the third nearest neighbor (B, bottom).

time step, the particle is allowed to jump to only a finite number of states.

In Fig. 3 we plot the stationary distribution p_a (Eq. 9), the Boltzmann distribution $q_a \propto e^{-\beta\epsilon_a}$, and their ratio after constraining the mean energy. p_a is calculated as above with a slight modification that the underlying graph of connectivity represents a periodic lattice. γ (see Eq. 15) is fixed at 0.025. Inverse temperature β is adjusted to match the numerical value of the mean energy, which allows a direct comparison. We study two different state space topologies. On the top (A), we allow the particle to jump to any one of its nearest neighbors in a single transition. On the bottom (B), we allow the particle to jump up to three Hamming distance away. In both cases, p_a is significantly different than q_a especially in the region of high energy. How do we understand this difference? On the one hand, the maxEnt distribution q_a depends solely on the state energy ϵ_a . On the other hand, Eq. 12 shows that the paths that visit states of both high and low energy have a non-negligible probability thereby increasing the stationary probability p_a of high energy states compared to q_a . As the dynamical reach of the particle is increased from first nearest neighbor to third nearest neighbor, the difference between the maxEnt distribution and the maximum path entropy distribution gets smaller; mean of the absolute log ratio of the probabilities decreases from ~ 0.75 to ~ 0.5 (0 for identical distributions). Indeed, if the particle can jump from any state to any other state in a single transition, the maxEnt and the maximum path entropy predictions are trivially identical to each other (16).

In addition to state-dependent quantities like energy, one may wish to constrain path-dependent quantities, like currents. How do path-dependent constraints change the stationary distribution? Let us consider the periodic

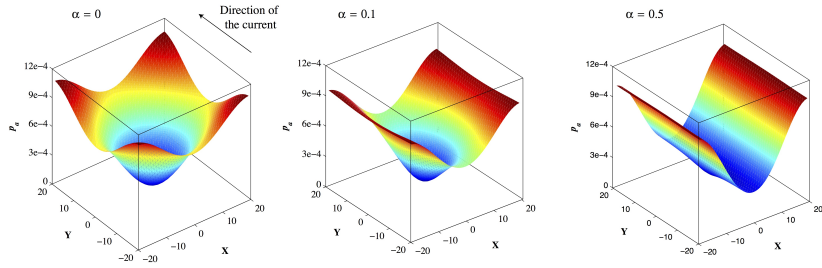


FIG. 4. The change in the maximum path entropy stationary distribution in the presence of non-equilibrium current. Net currents across the boundaries of a system will allow regions of high energy to be frequently visited and vice versa for regions of low energy. As α increases (from left to right), the stationary probability of states near $Y = 0$ and $X = \pm 20$ increases and the probability of states near $Y = \pm 20$ and $X = 0$ decreases.

$N \times N$ square lattice as above. We constrain the average energy and a current along the positive Y axis (see Fig. 1 and Fig. 4). To obtain the stationary distribution, we first identify the *asymmetric* constraint matrix

$$\mathbf{W}_{ab} = \exp \left[-\gamma \left(\frac{\epsilon_a + \epsilon_b}{2} \right) - \alpha J_{ab} \right]. \quad (16)$$

As above, γ is the Lagrange multiplier associated with energy and α is associated with current. The current in the positive Y direction between states $a = (x, y)$ and $b = (z, w)$ is defined as $J_{ab} = \pm 1$ if $w = y \pm 1$ with appropriate corrections at $y, w = 1, N$. J_{ab} is zero for sideways movement. Note that J_{ab} is antisymmetric and contributes to entropy production. We find the left and the right Perron-Frobenius eigenvectors $\bar{\psi}$ and $\bar{\phi}$ of \mathbf{W} . The stationary distribution is the product of these two vectors, $p_a = \psi_a \phi_a$.

Fig. 4 shows the stationary distribution at $\alpha = 0, 0.1$, and 0.5 and γ held fixed at $\gamma = 0.025$. At $\alpha = 0$, there are no net currents and the stationary distribution is governed entirely by the energy constraints. When we increase α to 0.1 (center) and 0.5 (right), we see that net currents modulate the stationary distribution, a fact well known in statistical physics (22). This effect can be understood by looking at path probabilities. From Eq. 12, we know that paths that traverse through high energy regions have a low probability. But, this may be alleviated if they simultaneously carry a net favorable current. This leads to a higher probability for energetically unfavorable states that are represented frequently in current carrying paths.

In summary, Fig 2, Fig. 3, and Fig. 4 show that asymmetry in state space topology, finite dynamical reach of states, and path-dependent constraints all can alter the inferred stationary distribution in a non-trivial fashion. These effects will likely be magnified in higher dimensions and are relevant in many discrete state systems where state-based maxEnt has previously been employed (5–9). It will be interesting to see whether these additional features lead to better predictive models.

We discussed how dynamical information affects the estimate of the inferred state probabilities. But, we also have access to the path probabilities (see Eq. 12). What is the relevance of the inferred Markovian dynamics to the study of diffusive random walks in general? We provide a speculation. The two mathematical frameworks to describe random walks, the *local* Fokker-Planck formulation and the *non-local* path-integral formulation are often equivalent. For example, the local assertion that all nearest neighbor jumps on an infinite regular lattice are equiprobable is equivalent to the non-local assertion that all paths of equal duration are equiprobable. But, confinement and lattice irregularities lead to prominent localization away from the boundary; a striking difference between the two approaches (19). This localization is usually explained by invoking fictitious entropic forces in the Fokker-Planck approach. We believe that path based approaches may be better descriptors of stochastic dynamics especially for discrete and finite systems such as spin systems and chemical reaction networks. We leave this for future theoretical and experimental studies.

Acknowledgments: We thank Dr. Sumedh Risbud for valuable discussions.

* Email: pd2447@c2b2.columbia.edu

- [1] E. T. Jaynes, Phys. Rev. **106**, 620 (1957).
- [2] J. W. Gibbs, *Elementary Principles in Statistical Mechanics: Developed with Special Reference to the Rational Foundation of Thermodynamics* (Cambridge Univ. Press, Cambridge, England, 2010).
- [3] J. Shore and R. Johnson, IEEE Trans. Info. Theory **26**, 26 (1980).
- [4] S. Pressé, K. Ghosh, J. Lee, and K. A. Dill, Rev. Mod. Phys. **85**, 1115 (2013).
- [5] E. Schneidman, M. J. Berry, R. Segev, and W. Bialek, Nature **440**, 1007 (2006).
- [6] W. Bialek *et al.*, Proceedings of the National Academy of Sciences **109**, 4786 (2012).
- [7] A. Cavagna *et al.*, Physical Review E **89**, 042707 (2014).

- [8] S. J. Phillips, R. P. Anderson, and R. E. Schapire, *Ecological modelling* **190**, 231 (2006).
- [9] P. D. Dixit, *Biophys. J.* **104**, 2743 (2013).
- [10] T. Mora, A. M. Walczak, W. Bialek, and C. G. Callan, *Proceedings of the National Academy of Sciences* **107**, 5405 (2010).
- [11] K. Shekhar *et al.*, *Physical review E* **88**, 062705 (2013).
- [12] J. Peterson, P. D. Dixit, and K. A. Dill, *Proc. Natl. Acad. Sci.* **110**, 20380 (2013).
- [13] R. J. Glauber, *Journal of mathematical physics* **4**, 294 (1963).
- [14] P. D. Dixit and K. A. Dill, *J. Chem. Th. Comp.* **10**, 3002 (2014).
- [15] P. D. Dixit *et al.*, *arXiv preprint arXiv:1504.01277* (2015).
- [16] A. Filyukov and V. Y. Karpov, *J. Engg. Phys. Thermophys.* **13**, 416 (1967).
- [17] T. M. Cover and J. A. Thomas, *Elements of information theory* (John Wiley & Sons, 2012).
- [18] G. Stock, K. Ghosh, and K. A. Dill, *J. Chem. Phys.* **128**, 194102 (2008).
- [19] Z. Burda, J. Duda, J. Luck, and B. Waclaw, *Physical review letters* **102**, 160602 (2009).
- [20] J. Schnakenberg, *Reviews of Modern physics* **48**, 571 (1976).
- [21] R. Lumry and S. Rajender, *Biopolymers* **9**, 1125 (1970).
- [22] D. Kondepudi and I. Prigogine, *From Heat Engines to Dissipative Structures* (John Wiley & Son, 1998).

DERIVATION OF THE MARKOV CHAIN

For notational simplicity, we consider the Caliber only with one constraint r_{ab} . Generalization to multiple constraints is straightforward

$$\begin{aligned} \mathcal{C} = & - \sum_{a,b} p_a k_{ab} \log k_{ab} + \sum_a m_a \left(\sum_b p_a k_{ab} - p_a \right) \\ & + \sum_b n_b \left(\sum_a p_a k_{ab} - p_b \right) + \delta \left(\sum p_a k_{ab} - 1 \right) \\ & - \gamma \left(\sum_{a,b} p_a k_{ab} r_{ab} - \langle r \rangle \right). \end{aligned} \quad (17)$$

As above, all summations involving two indices are restricted to edges of the graph.

Differentiating the Caliber with respect to k_{ab} , we have

$$\begin{aligned} p_a (\log k_{ab} + 1) &= p_a (m_a + n_b + \delta - \gamma r_{ab}) \\ \Rightarrow k_{ab} &= e^{m_a + n_b + \delta - 1 - \gamma r_{ab}} \end{aligned} \quad (18)$$

Differentiating the Caliber with respect to p_a , we have

$$\begin{aligned} 0 = & - \sum_b k_{ab} \log k_{ab} + m_a \sum_b k_{ab} - m_a + \sum_b n_b k_{ab} - n_a \\ & + \delta \sum_b k_{ab} - \gamma \sum_b k_{ab} r_{ab} \end{aligned} \quad (19)$$

Substituting k_{ab} from Eq. 18, we get

$$m_a + n_a = 1 \quad (20)$$

Substituting in Eq. 18, we get

$$k_{ab} = \frac{\phi_b}{\eta \phi_a} \mathbf{W}_{ab} \quad (21)$$

Here, $\mathbf{W}_{ab} = e^{-\gamma r_{ab}}$ when $(a, b) \in E$ and zero otherwise, $\phi_a = e^{-m_a}$, and $\eta = e^{-\delta}$. Imposing $\sum_b k_{ab} = 1$, we have

$$\sum_b \mathbf{W}_{ab} \phi_b = \eta \phi_a \quad (22)$$

Given that \mathbf{W} is irreducible and non-negative, it has a Perron-Frobenius eigenvalue that is positive and such that the corresponding eigenvector has positive elements. Given that the solution to the Caliber maximization problem is unique, if we choose $\bar{\phi}$ to be the Perron-Frobenius vector, we obtain the transition matrix elements k_{ab} as

$$k_{ab} = \frac{\phi_b}{\eta \phi_a} \mathbf{W}_{ab} \quad (23)$$

when $(a, b) \in E$ and zero otherwise.

IMPOSING DETAILED BALANCE

As above, we consider the Caliber

$$\begin{aligned} \mathcal{C} = & - \sum_{a,b} p_a k_{ab} \log k_{ab} + \sum_a m_a \left(\sum_b p_a k_{ab} - p_a \right) \\ & + \sum_b n_b \left(\sum_a p_a k_{ab} - p_b \right) + \delta \left(\sum p_a k_{ab} - 1 \right) \\ & + \sum_{a,b} \epsilon_{ab} (p_a k_{ab} - p_b k_{ba}) - \gamma \left(\sum_{ab} p_a k_{ab} r_{ab} - \langle r \rangle \right). \end{aligned} \quad (24)$$

We have introduced Lagrange multipliers ϵ_{ab} to enforce detailed balance. As above, all summations involving two indices are restricted to edges of the graph.

Differentiating the Caliber with respect to k_{ab} , we have

$$p_a (\log k_{ab} + 1) = p_a m_a + p_a n_b + p_a \delta + p_a (\epsilon_{ab} - \epsilon_{ba}) - p_a \gamma r_{ab} \quad (25)$$

$$\Rightarrow k_{ab} = e^{(m_a + n_b + \delta - 1 - \gamma r_{ab} + \epsilon_{ab} - \epsilon_{ba})} \quad (26)$$

Differentiating the Caliber with respect to p_a , we have

$$\begin{aligned} 0 = & - \sum_b k_{ab} \log k_{ab} + m_a \sum_b k_{ab} - m_a + \sum_b n_b k_{ab} - n_a \\ & + \delta \sum_b k_{ab} + \sum_b k_{ab} (\epsilon_{ab} - \epsilon_{ba}) - \gamma \sum_b r_{ab} k_{ab} \end{aligned} \quad (27)$$

Substituting k_{ab} from Eq. 26, we get

$$m_a + n_a = 1 \quad (28)$$

Substituting in Eq. 26, we get

$$k_{ab} = \frac{\alpha_b}{\eta \alpha_a} e^{-\gamma r_{ab}} \kappa_{ab}. \quad (29)$$

Here, $\alpha_a = e^{-m_a}$, $\eta = e^{-\delta}$, and $\kappa_{ab} = e^{\epsilon_{ab} - \epsilon_{ba}}$. Notice that $\kappa_{ab} \kappa_{ba} = 1$.

To determine κ_{ab} , we impose detailed balance,

$$\frac{k_{ab}}{k_{ba}} = \frac{p_b}{p_a} = \frac{\alpha_b^2}{\alpha_a^2} e^{-\gamma r_{ab} + \gamma r_{ba}} \kappa_{ab}^2 \quad (30)$$

$$\Rightarrow \kappa_{ab} = \sqrt{\frac{p_b \alpha_a}{p_a \alpha_b}} e^{\frac{1}{2} \gamma (r_{ab} - r_{ba})} \quad (31)$$

Thus, the transition probabilities are

$$k_{ab} = \sqrt{\frac{p_b \alpha_a}{p_a \alpha_b}} e^{\frac{\gamma}{2} (r_{ab} - r_{ba})} \frac{\alpha_b}{\eta \alpha_a} e^{-\gamma r_{ab}} \quad (32)$$

$$= \frac{1}{\eta} \sqrt{\frac{p_b}{p_a}} e^{-\frac{1}{2} \gamma (r_{ab} + r_{ba})} \quad (33)$$

Let $\phi_a = \sqrt{p_a}$ and $\mathbf{W}_{ab} = e^{-\frac{1}{2} \gamma (r_{ab} + r_{ba})}$ when $(a, b) \in E$ and zero otherwise. Using $\sum_b k_{ab} = 1$, we have

$$\sum_b \mathbf{W}_{ab} \phi_b = \eta \phi_a \quad (34)$$

Thus, $\bar{\phi}$, the vector of square roots of probabilities is the eigenvector of \mathbf{W} with eigenvalue η . Thus, impos-

ing detailed balance is equivalent to constraining a symmetrized form of the constraints.