

Luminosity and Crab Waist Collision Studies

Wanwei Wu* and Don Summers†

Department of Physics and Astronomy, University of Mississippi, University, MS 38677

Abstract

In high energy physics, the luminosity is one useful value to characterize the performance of a particle collider. To gain more available data, we need to maximize the luminosity in most collider experiments. With the discussions of tune shift involved the beam dynamics and a recently proposed “crabbed waist” scheme of beam-beam collisions, we present some qualitative analysis to increase the luminosity. In addition, beam-beam tune shifts and luminosities of e^+e^- , $pp/p\bar{p}$, and $\mu^+\mu^-$ colliders are discussed.

1 Introduction

1.1 Luminosity

In high energy physics, the beam energy and the luminosity are usually the two most important parameters that quantify the performance of particle colliders. The former one is necessary to provide available energy for production of new effects, i.e., a new massive particle; while the latter one measures the ability of a particle accelerator to produce the required number of interactions, which is especially important when there are only rare events with a small production cross section σ (the total area of overlap of two colliding particles).

The particle accelerators cannot produce continuous particle beams but beams consisting of a sequence of “bunches” of particles because of the time varying fields used to produce acceleration. Therefore, it is two such beam bunches that are brought into collision in fact. Suppose one bunch of N_1 particles moving in one direction collides head-on with a bunch of N_2 particles in the opposite direction. Both of them have cross-sectional area A . As shown in Fig. 1, any single particle in one bunch (N_1) has a chance of a fraction of the area $N_2\sigma_{int}/A$ to “meet” a particle in the other bunch (N_2). The number of interactions per passage of two such bunches is then $N_1N_2\sigma_{int}/A$. Hence, the interaction rate is given by

$$R = f \frac{N_1 N_2}{A} \sigma_{int}, \quad (1)$$

*Email: wwul@go.olemiss.edu

†Email: summers@phy.olemiss.edu

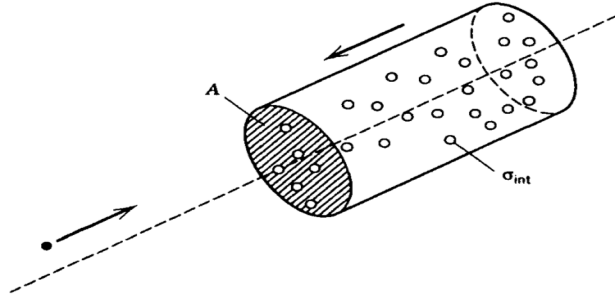


Figure 1: Collision of a single test particle from one beam with a particle bunch of the other beam [1]

where f is the frequency of bunch collisions.

The luminosity, \mathcal{L} , is defined as the interaction rate per unite cross section:

$$\mathcal{L} = \frac{R}{\sigma_{int}} = f \frac{N_1 N_2}{A}. \quad (2)$$

For a “Round Gaussian” particle distribution, the luminosity can be written as

$$\mathcal{L} = f \frac{N_1 N_2}{4\pi\sigma_x\sigma_y}, \quad (3)$$

where σ_x and σ_y characterize the Gaussian transverse beam profiles in the horizontal (bend) and vertical directions and present the sizes of the beam. Luminosities are often expressed in *cgs* units: $cm^{-2}s^{-1}$. A glance at the luminosity formula reveals that to raise luminosity one must increase the collision frequency, bunch intensity and lower the beam cross sectional area.

1.2 The Beam-Beam Tune Shift

The number of betatron oscillations (bounded oscillatory motion about the design trajectory corresponding to the transverse stability) per turn in a synchrotron is called *tune* and given by [2].

$$\nu = \frac{1}{2\pi} \oint \frac{ds}{\beta(s)}, \quad (4)$$

where the independent variable s is path length along the design trajectory and the quantity $\beta(s)$ is usually referred to as the amplitude function. In a colliding beam accelerator, each time the beams cross each other, the particles in one beam feel the electric and magnetic forces due to the particles in the other beam. Since the particles in these two beams have opposite velocity directions, the electric and magnetic forces do not cancel but rather add, creating a net defocussing force. In other words, the particles of one bunch see the other

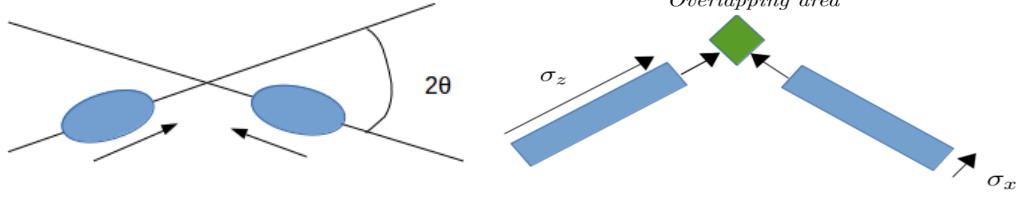


Figure 2: Scheme of Collision with a Crossing Angle

bunch as a nonlinear lens in a bunch-bunch collision. For particles undergoing infinitesimal betatron oscillations in a highly relativistic Gaussian beam, the net force would be

$$F = \frac{e^2 N}{2\pi\epsilon_0\sigma^2} r, \quad (5)$$

where N is the number of particles of each bunch ($N_1 = N_2 = N$), r is the radius of the accelerating orbit, and $\sigma^2 = \sigma_x\sigma_y$ (σ_x and σ_y are the horizontal and vertical beam sizes). The tune shift experienced by the particle would be

$$\begin{aligned} \Delta\nu &= \frac{1}{4\pi} \frac{1}{pc} \frac{e^2}{2\pi\epsilon_0} \oint \frac{N\beta(s)}{\sigma^2(s)} ds \\ &= \frac{r_0}{2\epsilon_N} \times \frac{1}{2} \int N ds. \end{aligned} \quad (6)$$

Here, $r_0 = e^2/(4\pi\epsilon_0 mc^2)$ is the classical radius of the particle. For the proton, $r_p = r_0 = 1.53 \times 10^{-18}$ meters; for the muon $r_\mu = r_0 = 1.36 \times 10^{-17}$ meters; and for the electron, $r_e = r_0 = 2.82 \times 10^{-15}$ meters. $\epsilon_N = \pi\sigma^2(\gamma\beta)/\beta(s) = \pi(\gamma\beta)\sqrt{\epsilon_x\epsilon_y}$ is the normalized emittance (ϵ_x and ϵ_y are the horizontal and vertical emittance). The definition of ϵ_N may be different by a factor of “ π ” [3]. In terms of the total number of particles in a bunch, N , the beam-beam tune shift per collision becomes [2]

$$\Delta\nu = \xi = \frac{Nr_0}{4\epsilon_N}. \quad (7)$$

1.3 The “Crab Waist” Scheme

A recently proposed “crabbed waist” scheme of beam-beam collisions [4] can substantially increase the luminosity of a collider since it combines several potentially advantageous ideas. To discuss such potential advantages, let’s try to describe the crabbed waist concept first.

In Fig. 2, the crossing angle 2θ (the left graph) and the overlapping area (the right graph) are shown. For collisions under a crossing angle 2θ , the luminosity \mathcal{L} , the horizontal ξ_x and vertical ξ_y tune shift scale as [5, 6]

$$\mathcal{L} \propto \frac{N\xi_y}{\beta_y^*} \propto \frac{1}{\sqrt{\beta_y^*}}; \quad \xi_y \propto \frac{N\beta_y^*}{\sigma_x\sigma_y \cdot \sqrt{1+\phi^2}}; \quad \xi_x \propto \frac{N}{\epsilon_x \cdot \sqrt{1+\phi^2}}. \quad (8)$$

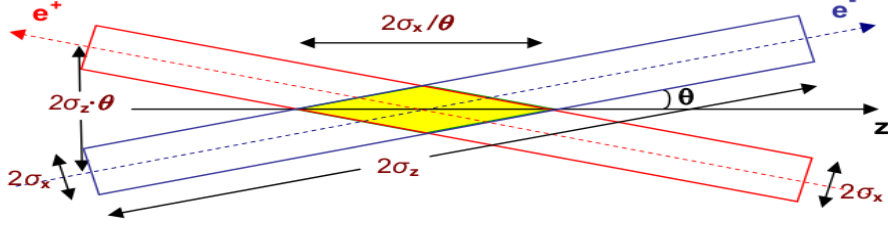


Figure 3: The “Crabbed Waist” Collision Scheme [5]

Here, ϕ is the Piwinski angle, defined as

$$\phi = \frac{\sigma_z}{\sigma_x} \tan \theta \approx \frac{\sigma_z}{\sigma_x} \theta, \quad (9)$$

where $\sigma_{x,y,z}$ are the bunch beam sizes, β_y^* is the vertical beta-function at the interaction point (IP), ξ_y is the vertical beam-beam tune shift, and ϵ_x is the horizontal betatron emittance, as shown in Fig. 3. The “crabbed waist” collision means that the crossing angle $2\theta \gg \sigma_x/\sigma_z$, in contrast, the “head-on” collision means that $2\theta \ll \sigma_x/\sigma_z$.

High luminosity requires short bunches with a very small vertical beta-function β_y^* at the IP and a high beam intensity I with small vertical emittance ϵ_y . Large horizontal beam size σ_x (see Fig. 2) and large horizontal emittance ϵ_x can be tolerated. Though short bunches are usually hard to make, with large Piwinski angle ϕ the overlapping area becomes much smaller than σ_z , allowing significant β_y decrease and a very significant potential gain in the luminosity [5]. The large Piwinski angle increases luminosity by allowing a small β_y^* , but decreases the luminosity by effectively decreasing N . However, the beam-beam tune shift is now small and a large gain in luminosity may be possible by raising the beam-beam tune shift to its limit.

2 Electron-Positron Collider

Due to the synchrotron radiation, the energy loss by one electron in a circular orbit is

$$\delta E = \frac{8.85 \times 10^{-5} E^4 (\text{GeV})}{R(\text{meter})}. \quad (10)$$

Because an electron has a small mass, the transverse beam size is naturally damped by the synchrotron radiation. Electron-positron colliders are typically synchrotron wall power limited, so more particles cannot be added. One can take advantage of the crab waist crossing by lowering emittance.

2.1 “Head-on” Collision

In head-on collisions, the vertical beam-beam tune shift [7, 8] is

$$\xi_y = \frac{Nr_e\beta_y^*}{2\pi\gamma\sigma_y(\sigma_x + \sigma_y)}. \quad (11)$$

Also, the horizontal beam-beam tune shift ξ_x is given by

$$\xi_x = \frac{Nr_e\beta_x^*}{2\pi\gamma\sigma_x(\sigma_x + \sigma_y)}. \quad (12)$$

For “round beam cross sections”, i.e., $\sigma_x \approx \sigma_y$, using the definition of normalized emittance $\epsilon_N = \pi\sigma^2(\gamma v/c)/\beta^*$, at a relativistic high energy ($v \rightarrow c$) we will have

$$\xi_y = \frac{Nr_e}{4\epsilon_N}. \quad (13)$$

For “elliptical beam cross sections”, i.e., $\sigma_x \neq \sigma_y$, with the assumption that the elliptical beams have the same cross sectional area and charge density as the round beams [9], we have $\sigma^2 = \sigma_x\sigma_y$ and the normalized emittance $\epsilon_N = \pi\gamma\sqrt{\epsilon_x\epsilon_y}$, where $\epsilon_x = \frac{\sigma_x^2}{\beta_x^*}$ and $\epsilon_y = \frac{\sigma_y^2}{\beta_y^*}$. The Eq. (11) of vertical beam-beam tune shift then becomes

$$\begin{aligned} \xi_y &= \frac{Nr_e\beta_y^*}{2\pi\gamma\sqrt{\beta_y^*\epsilon_y}(\sqrt{\beta_x^*\epsilon_x} + \sqrt{\beta_y^*\epsilon_y})} \\ &= \frac{Nr_e}{2\epsilon_N} \cdot \frac{1}{\sqrt{\frac{\beta_x^*}{\beta_y^*}} + \sqrt{\frac{\epsilon_y}{\epsilon_x}}} \end{aligned} \quad (14)$$

As the same, the horizontal beam-beam tune shift becomes

$$\begin{aligned} \xi_x &= \frac{Nr_e\beta_x^*}{2\pi\gamma\sqrt{\beta_x^*\epsilon_x}(\sqrt{\beta_x^*\epsilon_x} + \sqrt{\beta_y^*\epsilon_y})} \\ &= \frac{Nr_e}{2\epsilon_N} \cdot \frac{1}{\sqrt{\frac{\epsilon_x}{\epsilon_y}} + \sqrt{\frac{\beta_y^*}{\beta_x^*}}} \end{aligned} \quad (15)$$

For the beam cross sections $\sigma_y \ll \sigma_x$, $\xi_y \approx \frac{Nr_e\beta_y^*}{2\pi\gamma\sigma_x\sigma_y}$, we will have

$$\xi_y = \frac{Nr_e}{2\epsilon_N}. \quad (16)$$

The luminosity then can be written as

$$\mathcal{L} = \frac{fN_1N_2}{4\pi\sigma_x\sigma_y} = \frac{fN_1N_2\gamma}{4\epsilon_N\beta_y^*} = \frac{fN_1\gamma\xi_y}{2r_e\beta_y^*}. \quad (17)$$

As an example, let's consider the LEP collider with energy $E = 97.8 \text{ GeV}$ per beam. The corresponding parameters are given in Table 1. Therefore, the normalized emittance is

$$\epsilon_N = \pi \times \frac{97.8 \times 10^3}{0.511} \sqrt{21.1 \times 10^{-9} \times 0.22 \times 10^{-9}} = 1.295 \times 10^{-3} \quad (18)$$

Table 1: LEP Beam Parameters at Three Different Energies [10]

E (GeV)	N ($\times 10^{11}$)	k_b	\mathcal{L} ($cm^{-1}s^{-2}$)	Q_s	Q	β^* (m)	ϵ (nm)	σ (μm)	ξ
45.6	1.18	8	1.51×10^{31}	0.065	90.31	2.0	19.3	197	0.030
					76.17	0.05	0.23	3.4	0.044
65	2.20	4	2.11×10^{31}	0.076	90.26	2.5	24.3	247	0.029
					76.17	0.05	0.16	2.8	0.051
97.8	4.01	4	9.73×10^{31}	0.116	98.34	1.5	21.1	178	0.043
					96.18	0.05	0.22	3.3	0.079

The beam-beam tune shift is

$$\begin{aligned}
 \xi_y &= \frac{Nr_e}{2\epsilon_N} \cdot \frac{1}{\sqrt{\frac{\beta_x^*}{\beta_y^*}} + \sqrt{\frac{\epsilon_y}{\epsilon_x}}} \\
 &= \frac{4.01 \times 10^{11} \times 2.82 \times 10^{-15}}{2 \times 1.295 \times 10^{-3}} \times \frac{1}{\sqrt{\frac{1.5}{0.05}} + \sqrt{\frac{0.22}{21.2}}} \\
 &\approx 0.078
 \end{aligned} \tag{19}$$

For a specific electron-positron bunch collision, the luminosity \mathcal{L} can be given by

$$\mathcal{L} = \frac{1}{4er_e} \frac{\xi_y}{\beta_y^*} \gamma I, \tag{20}$$

where $r_e = e^2/(4\pi\epsilon_0 mc^2) = 2.82 \times 10^{-15} m$ is the classical radius of the electron, γ is the relativistic scaling factor and $I = 2feN$ is the total beam current of both beams. Let's consider the luminosity of a Very Large Lepton Collider (VLLC) proposed in 2002. Using Eq. (20) and the parameters proposed in Table 2 [11, 12], we can get

$$\begin{aligned}
 \mathcal{L}_{VLLC} &= \frac{1}{4 * 1.602 \times 10^{-19} C * 2.82 \times 10^{-15} m} \frac{0.18}{1 cm} \times 391000 \times 22.8 mA \\
 &= 8.8 \times 10^{33} cm^{-2} s^{-1}
 \end{aligned} \tag{21}$$

2.2 “Crab Waist” Collision

In the “crabbed waist” scheme [13], the vertical beam-beam tune shift is (a factor of 1/2 comes from the definition of crossing angle 2θ)

$$\xi_y = \frac{Nr_e \beta_y^{*2}}{2\pi\gamma\sigma_x\sigma_y\sigma_z}. \tag{22}$$

For the “crabbed waist” collision, $\beta_y^* \approx \sigma_x/\theta$. Therefore, Eq. (22) can be rewritten as

$$\xi_y \approx \frac{Nr_e}{2} \frac{\beta_y^*}{\pi\gamma\sigma_y\sigma_z\theta} \approx \frac{Nr_e}{2\epsilon_N} \frac{\sigma_x}{\beta_x^*\sigma_z\theta} \propto \frac{Nr_e}{2\epsilon_N\sqrt{1+\phi^2}}. \tag{23}$$

Table 2: e^+e^- Collider Parameters [11]

Parameter	LEP	VLLC	<i>CrabWaist</i> ₂₀₀	<i>CrabWaist</i> ₂₅₀
Circumference (m)	26 658.9	233 000.0	233 000.0	233 000.0
β_x^*, β_y^* (cm)	150, 5	100, 1	2, .06	2, .06
Luminosity ($cm^{-2} sec^{-1}$)	9.73×10^{31}	8.8×10^{33}	1.5×10^{35}	9.7×10^{34}
Energy (GeV)	97.8	200.0	200.0	250.0
γ	191 000	391 000	391 000	489 000
Emittances ϵ_x, ϵ_y (nm)	21.1, 0.220	3.09, 0.031	.9, .0017	.9, .00067
rms beam size IP σ_x^*, σ_y^* (μm)	178.0, 3.30	55.63, 0.56	4.25, 0.0321	4.25, 0.0201
Bunch intensity/I (/mA)	$\frac{4.01 \times 10^{11}}{0.720}$	$\frac{4.85 \times 10^{11}}{0.1}$	$\frac{4.85 \times 10^{11}}{0.1}$	$\frac{4.85 \times 10^{11}}{0.04}$
Number of bunches per beam	4	114	114	46
Total beam current (mA)	5.76	22.8	22.8	9.34
Beam-beam tune shift ξ_x, ξ_y	0.043, 0.079	0.18, 0.18	0.034, 0.18	0.027, 0.23
Dipole field (T)	0.110	0.0208	0.0208	0.0260
E loss / e^\pm / turn (GeV)	2.67	4.42	4.42	10.8
Bunch length (mm)	11.0	6.67	6.67	6.67
Revolution frequency (kHz)	11.245	1.287	1.287	1.287
Synch rad pwr (b.b.) (MW)	14.5	100.7	100.7	100.7

Comparing with Eq. (16), we already see that the significant decrease of ξ_y with large Piwinski angle. In the ‘‘crabbed waist’’ scheme, the luminosity can be enhanced by a factor of σ_z/β_y^* as we can make $\beta_y^* \ll \sigma_z$.

The luminosity in ‘‘crabbed waist’’ collisions is given by

$$\mathcal{L} = \frac{f N_1 N_2}{4\pi \sigma_y \sigma_z \theta} \approx \frac{f N_1 N_2 \beta_y^*}{4\pi \sigma_x \sigma_y \sigma_z} \approx \frac{f N_1 \gamma \xi_y}{2r_e \beta_y^*}. \quad (24)$$

Note, Eq. (24) agrees with Eq. (10) in Ref. [11] as $\sigma_y \ll \sigma_x$. Now, for the energy of 200 GeV electron-positron collider, putting the parameters in Table 2, we can get

$$\mathcal{L} = \frac{22.8 mA/2 \times 391000 \times 0.18}{2 \times 2.82 \times 10^{15} m \times 1.602 \times 10^{-19} C} = 1.5 \times 10^{35} cm^{-2} s^{-1}. \quad (25)$$

By comparing the result from the ‘‘crabbed waist’’ collision and that from ‘‘head-on’’ collision, we already see these advantages of the ‘‘crabbed waist’’ scheme. However, beamstrahlung [7, 14]. puts an additional condition on the value of $N/(\sigma_x \sigma_z)$, and thus on the luminosity of high energy e^+e^- colliders. It turns out that the ‘‘crabbed waist’’ scheme is of marginal benefit for a 240 GeV Higgs factory circular collider where $e^+e^- \rightarrow Z^0 h^0$. The scheme is useful at the Z^0 [15], where one might search for rare $Z^0 \rightarrow \tau^\pm e^\mp$ or $Z^0 \rightarrow \tau^\pm \mu^\mp$ decays [16].

2.3 SuperKEKB in Japan

Belle II will have 40x the luminosity of Belle or BaBar with only a factor of 2.2 increase in beam currents, as compared to Belle [17]. The Low Energy Ring/High Energy

Ring (LER/HER) energy asymmetry reduction from 3.5/8.0 to 4.0/7.0 GeV minimizes the synchrotron radiation from the larger currents. Synchrotron radiation goes as beam current times the fourth power of energy, so the High Energy Ring only emits $(7/8)^4 = 0.59x$ as much radiation per unit of beam current in Belle II as in Belle. Luminosity, \mathcal{L} , is proportional to the beam current, I , times the vertical beam-beam tune shift, ξ_y , divided by β_y^* , the vertical amplitude function at the Interaction Point. The maximum allowable ξ_y is set by how much the beams can be disturbed as they pass through each other.

$$\mathcal{L} = \frac{1}{4e r_e \beta_y^*} \xi_y \gamma I \quad (20)$$

Belle II introduces a large 41.5 mrad Piwinski e^+e^- beam crossing half angle ϕ to allow a small β_y^* while avoiding the hourglass effect which lowers luminosity. The β_y^* is reduced by a factor of 17.4 from 5.9 mm at KEKB to an average of 0.34 mm at SuperKEKB. The beam overlap length is much shorter than the beam bunch length σ_z , which is hard to shorten. Of course, introducing a large crossing angle and small β_y^* lowers the beam-beam tune shift ($\xi_y \approx r_e N \beta_y^* / [2\pi \gamma \sigma_y \sigma_z \phi]$) and hence the luminosity. But the luminosity can be restored by reducing the vertical size, σ_y , of e^+e^- bunches, i.e. by using nanobeams to increase the vertical tune shift to as high a value as the storage rings will tolerate. If $2\nu_x$ or $2\nu_z$ or $(\nu_x + \nu_z)$ is integral, where ν_x and ν_z are the horizontal and vertical betatron oscillation frequencies per revolution, resonances will occur. Shifting a tune toward a resonance must be avoided. The precision damping rings recently developed in the International Linear Collider R&D program have made nanobeams possible.

3 Proton-Proton Collider

For e^+e^- colliders, the transverse beam size is naturally damped by synchrotron radiation. However, hadrons colliders cannot enjoy fast damping due to the synchrotron radiation, at least for energies less than 10 TeV. Hence for the quest for high luminosity (smaller beam emittances) of pp or $p\bar{p}$ colliders, we may either generate low emittance beams in the sources or arrange beam “cooling” (phase space reduction, usually at low or medium energy accelerators in the injector chain), using either “stochastic cooling” or “electron cooling” methods [18].

For “round beam cross sections”, the beam-beam tune shift per collision can be calculated by using Eq. (7). For example, consider the shift for the Tevatron collider [19]. The typical numbers are $N_p = 2.5 \times 10^{11}$, $\epsilon_{N,p} = 2.8\pi \text{ mm mrad} = 3\pi \times 10^{-6} \text{ m}$ and for the proton, $r_p = 1.53 \times 10^{-18}$ meters. We have

$$\xi_{\bar{p}} = \frac{N_p r_p}{4\epsilon_{N,p}} = \frac{2.5 \times 10^{11} \times 1.53 \times 10^{-18} \text{ m}}{4 \times 2.8 \pi \times 10^{-6} \text{ m}} = 0.011 \text{ per IP} \quad (26)$$

For hadron colliders it is difficult to lower the emittance to raise the tune shift, but the number of hadrons per bunch might be raised even if this requires lowering the number of bunches [20, 21]. The shorter collision region may lead to vertex reconstruction pileup.

4 Muon-Muon Collider

The $\mu^+\mu^-$ collider is attractive because the muon is a point-like particle, just like the electron but 200 times heavier [22, 23]. Therefore, the beamstrahlung and synchrotron radiation are not important unless energy is extremely high. However, short lifetime of muons (around $2.2\mu s$ in the rest frame) makes a muon collider challenging technologically. Indeed, there are still many challenges to increase the luminosity, e.g., emittance reduction [24], and targeting. We need also consider neutrino radiation [25].

Nevertheless, it is still possible to combine design ideas of e^+e^- and $pp/pp\bar{p}$ colliders and take their advantages. If the “crabbed waist” scheme allows 3x more muons per bunch, the luminosity increase 9x. This assumes that the muons are available.

For a “round beam” muon-muon collider, the tune shift can be given by Eq. (7). As an example, let’s consider the muon-muon collider parameters in Table 3. The tune shift is

$$\xi_y = \frac{Nr_\mu}{4\epsilon_N} = \frac{2 \times 10^{12} \times 2.82 \times 10^{-15} \times \frac{0.511}{105.658}}{4 \times 25\pi \times 10^{-6}} = 0.087. \quad (27)$$

Table 3: Muon Collider Parameters [26]

E (TeV)	1.5	3
luminosity \mathcal{L} ($10^{34} \text{ cm}^{-2}\text{s}^{-1}$)	0.92	3.4
beam-beam Tune Shift ξ_y	≈ 0.087	≈ 0.087
number of particles per bunch N (10^{12})	2	2
muon transverse emittance ($\pi mm \text{ mrad}$)	25	25

5 Conclusion

In this work, we discussed the potential advantages of the “crabbed waist” scheme of beam-beam collisions to increase the luminosity. Some qualitative analyses are present. For e^+e^- colliders, the “crabbed waist” scheme is possible to gain luminosity due to the significant decrease of β_y^* (with constant ξ_y achieved by lower emittance) at low energy level. For $pp/pp\bar{p}$ and $\mu^+\mu^-$ colliders, the way to exploit the “crabbed waist” to increase the luminosity requires higher beam intensity, i.e., increasing the number of particles of each bunch. At high energy level (above the Z^0 mass), the “crabbed waist” scheme would be of marginal benefit because of the beamstrahlung for e^+e^- colliders. Also, we should notice that though small beam sizes would bring possible high luminosity, operation of the colliders with smaller and smaller beams would also bring up many issues relevant to alignment of magnets, vibrations and long-term tunnel stability, which should be dealt with seriously. The expression of the beam-beam tune shift of e^+e^- colliders is different from that of $pp/pp\bar{p}$ and $\mu^+\mu^-$ colliders by a factor 1/2 because of the beam is flat.

References

- [1] D. A. Edwards and M. J. Syphers, “An Introduction to the Physics of High Energy Accelerators,” (2004) p. 8, Fig. 1.6
- [2] D. A. Edwards and M. J. Syphers, “An Introduction to the Physics of High Energy Accelerators,” (2004) pp. 66-78
- [3] R. Becker and W. B. Herrmannsfeldt, “Why π and mrad,” SLAC-PUB-11949
- [4] P. Raimodi, “Status on SuperB Effort,” 2nd SuperB Workshop, Frascati (Mar 2006)
- [5] P. Raimondi, D. N. Shatilov, and M. Zobov, “Beam-beam Issues for Colliding Schemes with Large Piwinski Angle and Crabbed Waist,” arXiv: physics/0702033 [physics.acc-ph]
- [6] M. Zobov *et al.*, “Crab Waist Collision Studies for e^+e^- Factories,” arXiv:0802.2667 [physics.acc-ph]
- [7] V. I. Telnov, “Restriction on the Energy and Luminosity of e^+e^- Storage Rings due to Beamstrahlung,” Phys. Rev. Lett. **110** (2013) 114801
- [8] H. Wiedemann, “Particle Accelerator Physics,” Springer-Verlag, Berlin, 2007
- [9] K. L. Brown, “Luminosity and Tune Shift in e^+e^- Storage Rings,” SLAC-PUB-4366, July 1987
- [10] D. Brandt *et al.*, “Accelerator Physics at LEP.,” Rept. Prog. Phys. **63** (2000) 939
- [11] G. T. Lyons, “A 233 km Circumference Tunnel for e^+e^- , $p\bar{p}$, and $\mu^+\mu^-$ Colliders,” Master’s Thesis, arXiv: 1112.1105 [physics.acc-ph]
- [12] T. Sen and J. Norem, “A Very Large Lepton Collider in the VLHC Tunnel,” Phys. Rev. ST Accel. Beams **5** (2002) 031001
- [13] M. Zobov, D. Alesini, *et al.*, “Test of ‘Crab-Waist’ Collisions at the $DA\Phi NE$ Φ Factory,” Phys. Rev. Lett. **104** (2010) 174801
- [14] V. I. Telnov, “Higgs Factories,” arXiv:1307.3893 [physics.acc-ph]
- [15] A. Bogomyagkov, E. Levichev, and D. Shatilov, “Beam-beam Effects Investigation and Parameters Optimization for A Circular e^+e^- Collider at Very High Energies,” Phys. Rev. ST Accel. Beams **17** (2014) 041004
- [16] A. Abada *et al.*, “Lepton Flavor Violating Decays of Vector Quarkonia and of the Z Boson,” arXiv:1503.04159 [hep-ph]
- [17] Y. Ohnishi *et al.*, “Accelerator Design at SuperKEKB,” PTEP **2013** (2013) 03A011
- [18] V. D. Shiltsev, “High Energy Particle Colliders: Past 20 Years, Next 20 Years, and Beyond,” arXiv:1409.5464 [physics.acc-ph]

- [19] Yu. Alexahin, *et al.*, “Progress with Tevatron Electron Lenses,” COOL2007-THM2I04
- [20] J. L. Abelleira, *et al.*, “LHC Optics with Crab-Waist Collisions and Local Chromatic Correction,” IPAC - 2013 - TUPFI044
- [21] Tanaji Sen, “Observations and Open Questions in Beam-Beam Interactions,” ICFA Beam Dyn. Newslett. **52** (2010) 14
- [22] J. C. Gallardo, *et al.*, “ $\mu^+\mu^-$ Collider: Feasibility Study,” Snowmass 1996, BNL - 52503
- [23] C. M. Ankenbrandt *et al.*, “Status of Muon Collider Research and Development and Future Plans,” Phys. Rev. ST Accel. Beams **2** (1999) 081001
- [24] D. Summers *et al.*, “Final Muon Emittance Exchange in Vacuum for a Collider,” IPAC - 2015 - TUPWI044, arXiv:1505.01832 [physics.acc-ph]
- [25] D. J. Summers, *et al.*, “A 233 km Tunnel for Lepton and Hadron Colliders,” AIP Conf. Proc. **1507** (2012) 860
- [26] R. B. Palmer, “Draft Muon Collider Parameters, Version 1.1,” MAP-DOC - 4318 (2011)