

# Plane Formation by Synchronous Mobile Robots in the Three Dimensional Euclidean Space

Yukiko Yamauchi \*, Taichi Uehara, Shuji Kijima, and Masafumi Yamashita

Kyushu University, Japan.

**Abstract.** Creating a swarm of mobile computing entities frequently called robots, agents or sensor nodes, with self-organization ability is a contemporary challenge in distributed computing. Motivated by this, we investigate the *plane formation problem* that requires a swarm of robots moving in the three dimensional Euclidean space to land on a common plane. The robots are fully synchronous and endowed with visual perception. But they do not have identifiers, nor access to the global coordinate system, nor any means of explicit communication with each other. Though there are plenty of results on the agreement problem for robots in the two dimensional plane, for example, the point formation problem, the pattern formation problem, and so on, this is the first result for robots in the *three dimensional space*. This paper presents a necessary and sufficient condition for fully-synchronous robots to solve the plane formation problem that does not depend on obliviousness i.e., the availability of local memory at robots. An implication of the result is somewhat counter-intuitive: The robots *cannot* form a plane from most of the semi-regular polyhedra, while they *can* form a plane from every regular polyhedron (except a regular icosahedron), whose symmetry is usually considered to be higher than any semi-regular polyhedron.

**Keywords.** symmetry breaking, mobile robots, plane formation, rotation group.

## 1 Introduction

Self-organization in a swarm of mobile computing entities frequently called robots, agents or sensor nodes, has gained much attention as sensing and controlling devices are developed and become cheaper. It is expected that mobile robot systems perform patrolling, sensing, and exploring in a harsh environment such as disaster area, deep sea, and space without any human intervention. Theoretical aspect of such mobile robot systems in the *two dimensional* Euclidean space (2D-space or plane) attracts much attention and distributed control of mobile robots with very weak capabilities has been investigated [1, 2, 4–7, 10, 11, 13–27]. The robots are anonymous, oblivious (memory-less), have neither access to the global coordinate system nor explicit communication medium. For robots moving in the *three dimensional* Euclidean space (3D-space), we first investigate the *plane formation problem*, which is a fundamental self-organization problem that requires robots to occupy distinct positions on a common plane without making any multiplicity, mainly motivated by an obvious observation that robots on a plane would be easier to control than those moving in 3D-space.

In this paper, a robot is anonymous and is represented by a point in 3D-space. A robot repeats executing a “Look-Compute-Move” cycle, during which, it observes, in a *Look phase*, the positions of all robots by taking a snapshot, which we call a *local observation* in this paper, computes the next position based on a given deterministic algorithm in a *Compute phase*, and moves to the next position in a *Move phase*. This definition of Look-Compute-Move cycle implies that it has

---

\* Corresponding author. Address: 744 Motooka, Nishi-ku, Fukuoka 819-0395, Japan. Fax: +81-92-802-3637. Email: yamauchi@inf.kyushu-u.ac.jp

*full vision*, i.e., the vision is unrestricted and the move is atomic, i.e., each robot does not stop en route to the next position and we do not care which route it takes. A robot is *oblivious* if in a Compute phase, it uses only the snapshot just taken in the preceding Look phase, i.e., the output of the algorithm depends neither on a snapshot nor computation of the past cycles. Otherwise, a robot is *non-oblivious*. A robot has no access to the global  $x$ - $y$ - $z$  coordinate system and all actions are done in terms of its local  $x$ - $y$ - $z$  coordinate system. We assume that all local coordinate systems are right-handed. A *configuration* of such robot system is a set of points observed in the global coordinate system. Each robot obtains a configuration translated with its local coordinate system in a Look phase.

The robots can see each other, but do not have direct communication capabilities; communication among robots must take place solely by moving and observing robots' positions with tolerating possible inconsistency among the local coordinate systems. The robots are *anonymous*; they have no unique identifiers and are indistinguishable by their looks and execute the same algorithm. Finally, they are fully synchronous (FSYNC); they all start the  $i$ -th Look-Compute-Move cycle simultaneously and synchronously execute each of its Look, Compute, and Move phases.

The purpose of this paper is to show a necessary and sufficient condition for the robots to solve the plane formation problem.<sup>1</sup> The *line formation problem* in 2D-space is the counterpart of the plane formation problem in 3D-space and is *unsolvable* from an initial configuration  $P$  if  $P$  is a regular polygon (i.e., the robots occupy the vertices of a regular polygon), intuitively because anonymous robots forming a regular polygon cannot break symmetry among themselves and lines they propose are also symmetric, so that they cannot agree on one line from them [23]. Hence symmetry breaking among robots would play a crucial role in the plane formation problem.

The *pattern formation problem* requires robots to form a target pattern from an initial configuration and our plane formation problem is a subproblem of the pattern formation problem in 3D-space. To investigate the pattern formation problem in 2D-space, which contains the line formation problem as a subproblem, Suzuki and Yamashita [23] used the concept of *symmetricity* to measure the degree of symmetry of a configuration in 2D-space.<sup>2</sup> Let  $P$  be a configuration. Then its symmetricity  $\rho(P)$  is the order of the cyclic group of  $P$ , with the rotation center  $o$  being the center of the smallest enclosing circle of  $P$ , if  $o \notin P$ . That is,  $\rho(P)$  is the number of angles such that rotating  $P$  by  $\theta$  ( $\theta \in [0, 2\pi)$ ) around  $o$  produces  $P$  itself, which intuitively means that the  $\rho(P)$  robots forming a regular  $\rho(P)$ -gon in  $P$  may not be able to break symmetry among them.<sup>3</sup> However, when  $o \in P$ , the symmetricity  $\rho(P)$  is defined to be 1 independently of its rotational symmetry. This is the crucial difference between the cyclic group and the symmetricity that reflects the fact that the robot at  $o$  can translate  $P$  into another configuration  $P'$  with symmetricity 1 by simply leaving  $o$ . The following result has been obtained [18, 23, 25]: A target pattern  $F$  is formable from an initial configuration  $P$ , if and only if  $\rho(P)$  divides  $\rho(F)$ .

In this paper, based on the results in 2D-space, we measure the symmetry among robots in 3D-space by rotation groups, each of which is defined by a set of rotation axes and their arrangement. In 3D-space, such rotation groups with finite order are classified into the cyclic groups, the dihedral groups, the tetrahedral group, the octahedral group, and the icosahedral group. We call the cyclic

---

<sup>1</sup> Because multiplicity is not allowed, gathering at one point (i.e., point formation) is not a solution for the plane formation problem.

<sup>2</sup> The symmetricity was originally introduced in [24] for anonymous networks to investigate the solvability of some agreement problems.

<sup>3</sup> We consider a point as a regular 1-gon with an arbitrary center and a set of two points as a regular 2-gon with the center at the midpoint.

groups and the dihedral groups *two-dimensional* (2D) rotation groups in the sense that the plane formation problem is obviously solvable from a configuration on which only a 2D rotation group acts, since there is a single rotation axis or a principal rotation axis and all robots can agree on a plane perpendicular to the axis and containing the center of the smallest enclosing ball of the robots. Then the oblivious (thus, non-oblivious) FSYNC robots can easily solve the plane formation problem by moving onto the agreed plane.

The other three rotation groups are recognized as the groups formed by the rotations on the corresponding regular polyhedra and they are also called polyhedral groups. A regular polyhedron consists of congruent regular polygons and all its vertices are congruent. A regular polyhedron has *vertex-transitivity*, that is, there are rotations that replace any two vertices with keeping the polyhedron unchanged as a whole. For example, we can rotate a cube around any axis containing two opposite vertices, any axis containing the centers of opposite faces, and any axis containing the midpoints of opposite edges. For each regular polyhedron, the rotations applicable to it form a group and, in this way, the tetrahedral group, the octahedral group, and the icosahedral group are defined.<sup>4</sup> We call them *three-dimensional* (3D) rotation groups.

When a 3D rotation group acts on a configuration, the robots are not on one plane. In addition, the vertex-transitivity among the robots may allow some of them to have identical local observations. This may result in an infinite execution, where the robots keep symmetric movement in 3D-space and never agree on a plane. A vertex-transitive set of points is obtained by specifying a seed point and a set of symmetry operations, which consists of rotations around an axis, reflections for a mirror plane (*bilateral symmetry*), reflections for a point (*central inversion*), and *rotation-reflections* [9]. However, it is sufficient to consider vertex-transitive sets of points obtained by transformations that preserve the center of the smallest enclosing ball of the robots and keep Euclidean distance and handedness, in other words, direct congruent transformations, since otherwise, the robots can break the symmetry in a vertex-transitive set of points because all local coordinate systems are righthanded. Such symmetry operations consist of rotations around some axes. (See [8] for more detail.)

We define the *rotation group* of a configuration in 3D-space as the rotation group that acts on the configuration, i.e., a set of points. Let  $P$  and  $\gamma(P)$  be a set of points in 3D-space and its rotation group, respectively. Then the robots are partitioned into vertex-transitive subsets regarding  $\gamma(P)$ , so that for each subset, the robots in it may have the same local observation. We call this decomposition  $\gamma(P)$ -*decomposition* of  $P$ . The goal of this paper is to show the following theorem:

**Theorem 1.** *Let  $P$  and  $\{P_1, P_2, \dots, P_m\}$  be an initial configuration and the  $\gamma(P)$ -decomposition of  $P$ , respectively. Then irrespective of obliviousness, FSYNC robots can form a plane from  $P$  if and only if (i)  $\gamma(P)$  is a 2D rotation group, or (ii)  $\gamma(P)$  is a 3D rotation group and there exists a subset  $P_i$  such that  $|P_i| \notin \{12, 24, 60\}$ .*

We can rephrase this theorem as follows: FSYNC robots cannot form a plane from an initial configuration  $P$  if and only if  $\gamma(P)$  is a 3D rotation group and  $|P_i| \in \{12, 24, 60\}$  for each  $P_i$ . The impossibility proof is by a construction based on the  $\gamma(P)$ -decomposition of the robots. Obviously 12, 24, and 60 are the cardinalities of the 3D rotation groups and when a vertex-transitive set has a cardinality in  $\{12, 24, 60\}$ , the corresponding rotation group allows “symmetric” local coordinate

---

<sup>4</sup> There are five regular polyhedra; regular tetrahedron, regular cube, regular octahedron, regular dodecahedron, and a regular icosahedron. A cube and a regular octahedron are dual each other, and so are a regular dodecahedron and a regular icosahedron. A tetrahedron is a self-dual. Since the same rotations are applicable to a regular polyhedron and its dual, there are three rotation groups.

systems of those robots that allows identical local observations of those robots. Thus they move symmetrically regarding the rotation group that results in an infinite execution where the robots' positions keep the 3D rotation group forever. Local memory at robots does not improve the situation since there exists an initial configuration where the positions and local coordinate systems of robots are symmetric and the contents of local memory at robots are identical, e.g., empty. Hence we have the same impossibility result for non-oblivious FSYNC robots.

Theorem 1 implies the following, which is somewhat counter-intuitive: The plane formation problem is *solvable*, even if the robots form a regular polyhedron except the regular icosahedron in an initial configuration  $P$ , while it is *unsolvable* for the semi-regular polyhedra except an icosidodecahedron.

For the possibility proof, we present a plane formation algorithm for oblivious FSYNC robots, that non-oblivious FSYNC robots can execute by ignoring the content of their local memory. The proposed algorithm consists of a symmetry breaking algorithm and a landing algorithm. When the rotation group  $\gamma(P)$  of an initial configuration  $P$  is a 3D rotation group, the symmetry breaking algorithm translates  $P$  into another configuration  $P'$  whose rotation group  $\gamma(P')$  is a 2D rotation group. From the condition of Theorem 1, the  $\gamma(P)$ -decomposition of  $P$  contains one of the above five (semi-)regular polyhedra, i.e., a regular tetrahedron, a regular octahedron, a cube, a regular dodecahedron, and an icosidodecahedron. The symmetry breaking algorithm breaks the symmetry of these five polyhedra so that the resulting configuration  $P'$  as a whole has a 2D rotation group. Then the robots can agree on a plane as described before for the 2D-rotation groups and the landing algorithm assigns distinct landing points on the agreed plane. The landing algorithm is quite simple but contains some technical subtleties. We describe the entire plane formation algorithm with its correctness proofs.

**Related works.** Autonomous mobile robot systems in 2D-space has been extensively investigated and the main research interest has been the computational power of robots. Many fundamental distributed tasks have been introduced, for example, *gathering*, *pattern formation*, *partitioning*, and *covering*. These problems brought us deep insights on the limit of computational power of autonomous mobile robot systems and revealed necessary assumptions of such systems to complete a given task. We survey the state of the art of autonomous mobile robot systems in 2D-space since there is few research on robots in 3D-space. The book by Flocchini et al. [14] contains almost all results on autonomous mobile robot systems up to year 2012.

Asynchrony and movement of robots are considered to be subject to the *adversary*. In other words, we consider the worst case scenario. Besides fully synchronous (FSYNC) robots, there are two other types of robots, *semi-synchronous* (SSYNC) and *asynchronous* (ASYNC) robots. The robots are SSYNC if some robots do not start the  $i$ -th Look-Compute-Move cycle for some  $i$ , but all of those who have started the cycle synchronously execute their Look, Compute and Move phases [23]. The robots are ASYNC if no assumptions are made on the execution of Look-Compute-Move cycles [17]. The movement of a robot is *non-rigid* if in each Move phase, the robot moves at least unknown minimum moving distance  $\delta$ , but after moving  $\delta$  it may stop on any arbitrary point on the track to the next position. If the length of the track to the next position is smaller than  $\delta$ , it stops at the next position. If a robot reaches its next position in any Move phase, its movement is *rigid*. Most existing papers consider non-rigid movement of robots. Another important assumption is whether the robots agree on the clockwise direction, i.e., *chirality*. Most existing literature assumes non-rigid movement and chirality.

One of the most general form of formation tasks for autonomous mobile robot systems is the *pattern formation problem* that requires the robots to form a given target pattern. The pattern formation problem in 2D-space includes the line formation problem as a subproblem and Yamashita et al. investigated its solvability for each of the FSYNC, SSYNC and ASYNC models [18, 23, 25], that are summarized as follows: (1) For non-oblivious FSYNC robots, a pattern  $F$  is formable from an initial configuration  $P$  if and only if  $\rho(P)$  divides  $\rho(F)$ . (2) Pattern  $F$  is formable from  $P$  by oblivious ASYNC robots if  $F$  is formable from  $P$  by non-oblivious FSYNC robots, except for  $F$  being a point of multiplicity 2.

This exceptional case is called the rendezvous problem. Indeed, it is trivial for two FSYNC robots, but is unsolvable for two oblivious SSYNC (and hence ASYNC) robots [23]. On the other hand, oblivious SSYNC (and ASYNC) robots can converge to a point. Therefore it is a bit surprising to observe that the point formation problem for more than two robots is solvable even for ASYNC robots. The result first appeared in [23] for SSYNC robots and then is extended for ASYNC robots in [5]. As a matter of fact, except the existence of the rendezvous problem, the point formation problem for more than two robots (which is also called as the gathering problem) is the easiest problem in that it is solvable from any initial configuration  $P$ , since  $\rho(F) = n$  when  $F$  is a point of multiplicity  $n$ , and  $\rho(P)$  is always a divisor of  $n$  by the definition of the symmetricity, where  $n$  is the number of robots.

The other easiest case is a regular  $n$ -gon (frequently called the circle formation problem), since  $\rho(F) = n$ . A circle is formable from any initial configuration, like the point formation problem for more than two robots. Recently the circle formation problem for  $n$  oblivious ASYNC robots ( $n \neq 4$ ) is solved without chirality [15].

Das et al. considered formation of a sequence of patterns by oblivious SSYNC robots with rigid movement [11]. They showed that the symmetricity of each pattern of a formable sequence should be identical and a multiple of the symmetricity of an initial configuration. Such sequence of patterns is a geometric global memory formed by oblivious robots.

To circumvent the symmetricity and enable arbitrary pattern formation, Yamauchi and Yamashita proposed a randomized algorithm that allows the robots to probabilistically break the symmetricity of the initial configuration and showed that the oblivious ASYNC robots can form any target pattern with probability 1 [27].

The notion of *compass* was first introduced in [16] that assumes agreement of the direction and/or the orientation of  $x$ - $y$  local coordinate systems. Flocchini et al. showed that if the oblivious ASYNC robots without chirality agree on the directions and orientations of  $x$  and  $y$  axes, they can form any arbitrary target pattern [17].

Flocchini et al. showed that agreement of the directions and orientation of both axes of local coordinate systems allows oblivious ASYNC robots with *limited visibility* to solve the point formation problem [16]. A robot has limited visibility if it can observe other robots within unknown fixed distance from itself. Agreement of the direction and the orientation of two axes can be replaced by agreement of direction and the orientation of one axis and chirality. Souissi et al. investigate the effect of the deviation of one axis from the global coordinate system at robots with chirality on the point formation problem and first introduced unreliable compasses, called *eventually consistent compass*, that is inaccurate for an arbitrary long time, i.e., it has an arbitrary deviation and the deviation dynamically changes, but eventually stabilizes to accurate axes [22]. Izumi et al. investigated the maximum static and dynamic deviation of compass for the point formation problem of two oblivious ASYNC robots [20].

Robustness of autonomous mobile robot systems has been discussed against error in sensing, computation, control, and several kinds of faults. A system is *self-stabilizing* if it accomplishes its task from an arbitrary initial configuration. A self-stabilizing system can tolerate any finite number of transient faults by considering the configuration after the final fault as an arbitrary initial configuration [12]. Suzuki and Yamashita pointed out that any oblivious mobile robot system is self-stabilizing since it does not depend on previous cycles [23]. Cohen and Peleg considered error in sensing, computation, and control, and showed acceptable range of them for oblivious ASYNC robots to converge to a point [7]. Two fundamental types of permanent faults in distributed computing are *crash fault* that stops the faulty entity and *Byzantine fault* that allows arbitrary (malicious) behavior of faulty entity. Cohen and Peleg considered the effect of crash faults at robots on the convergence problem for oblivious ASYNC robots [6]. Bouzid et al. considered the effect of Byzantine faults at robots on the convergence problem in one-dimensional space (i.e., line) for SSYNC and ASYNC robots [4]. Agmon and Peleg considered both crash faults and Byzantine faults for the point formation problem [1].

Efrima and Peleg considered the *partitioning problem* that requires the robots to form teams of size  $k$  that divides  $n$  [13]. Without any compass, the partition problem is unsolvable from a symmetric initial configuration and they considered the availability of compass and asynchrony among robots. Izumi et al. proposed an approximation algorithm for the *set cover problem* of SSYNC robots that requires that for a given set of target points, there is at least one robot in a unit distance from each target point [19]. In contrast to the pattern formation problem, these problems have no (absolute) predefined final positions.

Computational power of robots with limited visibility and without any additional assumption has been also discussed. Yamauchi and Yamashita showed that oblivious FSYNC (thus SSYNC and ASYNC) robots with limited visibility have substantially weaker formation power than the robots with unlimited visibility [26]. Ando et al. proposed a convergence algorithm for oblivious SSYNC robots with limited visibility [2] while Flocchini et al. assumed consistent compass for convergence of oblivious ASYNC robots with limited visibility [16].

Peleg et al. first introduced the *luminous robot model* where each robot is equipped with externally and/or internally visible lights [21]. Light is an abstraction of both local memory and communication medium. Das et al. investigated the class of tasks that the luminous robots can accomplish [10]. They provided simulation algorithms for oblivious robots with constant number of externally visible bits to simulate robots without lights in stronger synchronization model.

All these papers discuss autonomous mobile robot systems in 2D-space and little is known when the robots are placed in 3D-space. This paper first investigates autonomous mobile robot systems in 3D-space and give a characterization of the plane formation problem.

**Organization.** In Section 2, we first define the robot model and introduce the rotation group for points in 3D-space. Then we briefly show our main idea for the symmetry breaking algorithm. We start with some properties imposed on the robots by their rotation group in Section 3. In Section 4, we prove Theorem 1 by showing the impossibility of symmetry breaking and by presenting a plane formation algorithm for oblivious FSYNC robots for solvable instances. Finally, Section 5 concludes this paper by giving some concluding remarks.

## 2 Preliminary

### 2.1 Robot model

Let  $R = \{r_1, r_2, \dots, r_n\}$  be a set of anonymous  $n$  robots each of which is represented by a point in 3D-space. Their indices are used just for description. Without loss of generality, we assume  $n \geq 4$ , since all robots are already on a plane when  $n \leq 3$ . By  $Z_0$  we denote the global  $x$ - $y$ - $z$  coordinate system. Let  $p_i(t) \in \mathbb{R}^3$  be the position of  $r_i$  at time  $t$  in  $Z_0$ , where  $\mathbb{R}$  is the set of real numbers. A *configuration* of  $R$  at time  $t$  is denoted by  $P(t) = \{p_1(t), p_2(t), \dots, p_n(t)\}$ . We assume that the robots initially occupy distinct positions, i.e.,  $p_i(0) \neq p_j(0)$  for all  $1 \leq i < j \leq n$ . In general,  $P(t)$  can be a multiset, but it is always a set throughout this paper since the proposed algorithm avoids any multiplicity.<sup>5</sup> The robots have no access to  $Z_0$ . Instead, each robot  $r_i$  has a local  $x$ - $y$ - $z$  coordinate system  $Z_i$ , where the origin is always its current location, while the direction of each positive axis and the magnitude of the unit distance are arbitrary but never change. We assume that  $Z_0$  and all  $Z_i$  are right-handed. Thus  $Z_i$  is either a uniform scaling, transformation, rotation, or their combination of  $Z_0$ . By  $Z_i(p)$  we denote the coordinates of a point  $p$  in  $Z_i$ .

Each robot repeat a *Look-Compute-Move cycle*. We investigate fully synchronous (FSYNC) robots in this paper. They all start the  $t$ -th Look-Compute-Move cycle simultaneously and synchronously execute each of its Look, Compute, and Move phases. We specifically assume without loss of generality that the  $(t + 1)$ -th Look-Compute-Move cycle starts at time  $t$  and finishes before time  $t + 1$ . At time  $t$ , each robot  $r_i$  simultaneously looks and obtains a set<sup>6</sup>

$$Z_i(P(t)) = \{Z_i(p_1(t)), Z_i(p_2(t)), \dots, Z_i(p_n(t))\}.$$

We call  $Z_i(P(t))$  the *local observation* of  $r_i$  at  $t$ . Next,  $r_i$  computes its next position using an algorithm  $\psi$ , which is common to all robots. If  $\psi$  uses only  $Z_i(P(t))$ , we say that  $r_i$  is *oblivious*. Thus  $\psi$  is a total function from  $\mathcal{P}_n^3$  to  $\mathbb{R}^3$ , where  $\mathcal{P}_n^3 = (\mathbb{R}^3)^n$  is the set of all configurations.<sup>7</sup> Otherwise, we say  $r_i$  is *non-oblivious*, i.e.,  $r_i$  can use past local observations and past outputs of  $\psi$ . We say that a non-oblivious robot is equipped with local memory. Finally,  $r_i$  moves to  $\psi(Z_i(P(t)))$  in  $Z_i$  before time  $t + 1$ . Thus we assume rigid movement.

An infinite sequence of configurations  $\mathcal{E} : P(0), P(1), \dots$  is called an *execution* from an *initial configuration*  $P(0)$ . Observe that the execution  $\mathcal{E}$  is uniquely determined, once initial configuration  $P(0)$ , local coordinate systems at time 0, local memory contents (for non-oblivious robots), and algorithm  $\psi$  are fixed.

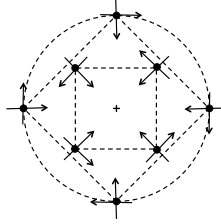
We say that an algorithm  $\psi$  *forms a plane* from an initial configuration  $P(0)$ , if, regardless of the choice of initial local coordinate systems of robots and their initial memory contents (if any), for any execution  $P(0), P(1), \dots$ , there exists finite  $t \geq 0$  such that  $P(t)$  satisfies the following three conditions:

- (a)  $P(t)$  is contained in a plane,

<sup>5</sup> It is impossible to break up multiple oblivious FSYNC robots (with the same local coordinate system) on a single position as long as they execute the same algorithm. Our algorithm is designed to avoid any multiplicity. However, we need to take into account any algorithm that may lead  $R$  to a configuration with multiplicity when proving the impossibility result by reduction to the absurd.

<sup>6</sup> Since  $Z_i$  changes whenever  $r_i$  moves, notation  $Z_i(t)$  is more rigid, but we omit parameter  $t$  to simplify its notation.

<sup>7</sup> A configuration generally contains multiplicities and  $\mathcal{P}_n^3$  contains such configurations. However we do not assume multiplicity detection ability of robots. Thus the input to an algorithm is a set of points. As we will show later, the proposed pattern formation algorithm makes no multiplicity during any execution thus the input to the algorithm is always a set of  $n$  points.



**Fig. 1.** A symmetric initial configuration in 2D-space, whose symmetricity is 4. Eight robots and their local coordinate systems are symmetric with respect to the center of their smallest enclosing circle. There are two groups consisting of 4 symmetric robots and the robots in each group cannot break their symmetry.

- (b) all robots occupy distinct positions in  $P(t)$ , and
- (c) for any  $t' \geq t$ ,  $P(t') = P(t)$ .

Because of (b), gathering the robots to one point (i.e., point formation) is not a solution for the plane formation problem.

## 2.2 Rotation groups in 3D-space

In 2D-space, the symmetricity  $\rho(P)$  of a set of points  $P$  is defined by the order of its cyclic group, where the rotation center  $o$  is the center of the smallest enclosing circle of  $P$ , if  $o \notin P$ . Otherwise,  $\rho(P) = 1$ . Then  $P$  is decomposed into  $n/\rho(P)$  regular  $\rho(P)$ -gons with  $o$  being the common center, where  $n = |P|$  [23]. (See Figure 1.) Since the robots in the same regular  $\rho(P)$ -gon may have the same local observation, no matter which deterministic algorithm they obey, we cannot exclude the possibility that they continue to keep a regular  $\rho(P)$ -gon during the execution. This is the main reason that a target pattern  $F$  is not formable from an initial configuration  $P$ , if  $\rho(P)$  does not divide  $\rho(F)$  [18, 24, 25].

In 3D-space, we consider the smallest enclosing ball and the convex hull of the positions of robots, i.e., robots are vertices of a convex polyhedron. Typical symmetric polyhedra are regular polyhedra (Platonic solids) and semi-regular polyhedra (Archimedean solids). A *uniform polyhedron* is a polyhedron consisting of regular polygons and all its vertices are congruent. Any uniform polyhedron is *vertex transitive*, i.e., for any pair of vertices of the polyhedron, there exists a symmetry operation that moves one vertex to the other with keeping the polyhedron as a whole. Intuitively, it makes sense to expect that all vertices (robots) in a uniform polyhedron may have identical local observations and might not break the symmetry in the worst case. The family of uniform polyhedra consists of 5 regular polyhedra (the regular tetrahedron, the cube, the regular octahedron, the regular dodecahedron, and the regular icosahedron), 13 semi-regular polyhedra, and other non-convex 57 polyhedra.<sup>8</sup> We do not care for non-convex uniform polyhedra. Contrary to the intuition above, we will show that when robots form a regular tetrahedron, a regular octahedron, a cube, a regular dodecahedron, or an icosidodecahedron, they can break their symmetry and form a plane.

In general, symmetry operations on a polyhedron consists of rotations around an axis, reflections for a mirror plane (*bilateral symmetry*), reflections for a point (*central inversion*), and *rotation-reflections* [9]. But as briefly argued in Section 1. since all local coordinate systems are right-handed, it is sufficient to consider only direct congruent transformations and those keeping the center. They

<sup>8</sup> We do not consider Miller's solid as semi-regular polyhedra though it satisfies the definition because we focus on rotation groups. Actually the rotation group of Miller's solid is not a polyhedral group but  $D_4$ .



are rotations around some axes that contains the center. We thus concentrate on rotation groups with finite order.

In 3D-space, there are five kinds of rotation groups of finite order each of which is defined by the set of rotation axes and their arrangement [9]. We can recognize each of them as the group formed by rotation operations on some polyhedron. Consider a regular pyramid that has a regular  $k$ -gon as its base (Figure 2(a)). The rotation operations for this regular pyramid is rotation by  $2\pi i/k$  for  $1 \leq i \leq k$  around an axis containing the apex and the center of the base. We call such an axis  $k$ -fold axis. Let  $a^i$  be the rotation by  $2\pi i/k$  around this  $k$ -fold axis with  $a^k = e$  where  $e$  is the identity element. Then,  $a^1, a^2, \dots, a^k$  form a group, which is called the *cyclic group*, denoted by  $C_k$ .

A regular prism (except a cube) that has a regular  $\ell$ -gon as its base has two types of rotation axes, one is the  $\ell$ -fold axis containing the centers of its base and top, and the others are 2-fold axes that exchange the base and the top (Figure 2(b)). We call this single  $\ell$ -fold axis *principal axis* and the remaining  $\ell$  2-fold axes *secondary axes*. These rotation operations on a regular prism form a group, which is called the *dihedral group*, denoted by  $D_\ell$ . The order of  $D_\ell$  is  $2\ell$ . When  $\ell = 2$ , we can define  $D_2$  in the same way, but in the group theory we do not distinguish the principal axis from the secondary one. Indeed,  $D_2$  is isomorphic to the Klein four-group, denoted by  $K_4$ , which is an abelian group and is a normal subgroup of the alternating group of degree 4, denoted by  $A_4$ . Later we will show that we can recognize the principal axis of  $D_2$  from the others because we consider rotations on a set of points.

The rotation axes of a regular polyhedron are classified into three types: The axes that contain the centers of opposite faces (type  $a$ ), the axes that contain opposite vertices (type  $b$ ), and the axes that contain the midpoints of opposite edges (type  $c$ ). For each regular polyhedron, the rotation operations also form a group and the following three groups are called the *polyhedral groups*.

The regular tetrahedron has four 3-fold type  $a$  (and  $b$ ) axes and three 2-fold type  $c$  axes (Figure 2(c)). This rotation group is called the *tetrahedral group* denoted by  $T$ . The tetrahedral group is isomorphic to  $A_4$  and its order is 12.

The regular octahedron has four 3-fold type  $a$  axes, three 4-fold type  $b$  axes, and six 2-fold type  $c$  axes (Figure 2(d)). This rotation group is called the *octahedral group* denoted by  $O$ . The octahedral group is isomorphic to the symmetric group of degree 4 denoted by  $S_4$  and its order is 24.<sup>9</sup>

The regular icosahedron has ten 3-fold type  $a$  axes, six 5-fold type  $b$  axes, and fifteen 2-fold type  $c$  axes (Figure 2(e)). This rotation group is called the *icosahedral group*, denoted by  $I$ . The icosahedral group is isomorphic to the alternating group of degree 5 denoted by  $A_5$  and its order is 60.

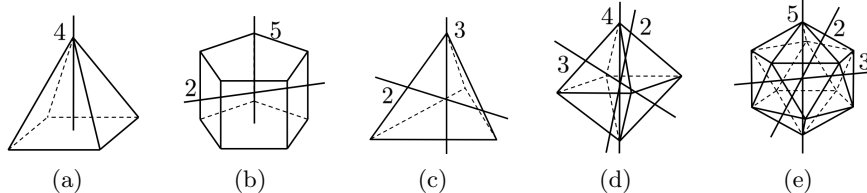
For each regular polyhedron, consider the center of each face. These centers also form a regular polyhedron, which is called the *dual* of the original regular polyhedron. Any dual polyhedron has the same rotation group as its original polyhedron. The regular tetrahedron is self-dual, the cube and the regular octahedron are dual each other, and so are the regular dodecahedron and the regular icosahedron. Hence we have three polyhedral groups.

Table 1 shows for each of the four rotation groups,  $T$ ,  $O$ , and  $I$ , the number of elements (excluding the identity element) around its  $k$ -fold axes ( $k \in \{2, 3, 4, 5\}$ ).

Let  $\mathbb{S} = \{C_k, D_\ell, T, O, I \mid k = 1, 2, \dots, \text{and } \ell = 2, 3, \dots\}$  be the set of rotation groups, where  $C_1$  is the rotation group with order 1; its unique element is the identity element (i.e., 1-fold rotation).

---

<sup>9</sup> Consider a cube to which we can perform the rotation of  $O$ . Each rotation permutes the diagonal lines of the cube.



**Fig. 2.** Rotation groups: (a) the cyclic group  $C_4$ , (b) the dihedral group  $D_5$ , (c) the tetrahedral group  $T$ , (d) the octahedral group  $O$ , and (e) the icosahedral group  $I$ . Figures show only one axis for each type.

**Table 1.** Polyhedral groups. The number of elements around  $k$ -fold axes (excluding the identity element) and their orders.

Polyhedral group	2-fold axes	3-fold axes	4-fold axes	5-fold axes	Order
$T$	3	8	-	-	12
$O$	6	8	9	-	24
$I$	15	20	-	24	60

When  $G'$  is a subgroup of  $G$  ( $G, G' \in \mathbb{S}$ ), we denote it by  $G' \preceq G$ . If  $G'$  is a proper subgroup of  $G$  (i.e.,  $G \neq G'$ ), we denote it by  $G' \prec G$ . For example, we have  $D_2 \prec T$ ,  $T \prec O, I$ , but  $O \not\prec I$ . If  $G \in \mathbb{S}$  has a  $k$ -fold axis,  $C_{k'} \preceq G$  if  $k'$  divides  $k$ .

We now define the rotation group of a set of points in 3D-space.

**Definition 1.** The rotation group  $\gamma(P)$  of a set of points  $P \in \mathcal{P}_n^3$  is the group that acts on  $P$  and none of its proper supergroup in  $\mathbb{S}$  acts on  $P$ .

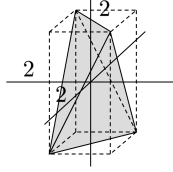
Clearly,  $\gamma(P)$  for any given set of points  $P$  is uniquely determined. For example, when  $P$  is the set of vertices of a cube,  $\gamma(P)$  is the octahedral group  $O$ . The major difference between the symmetricity in 2D-space and the rotation group in 3D-space is that even when the points of  $P$  are on one plane, its rotation group is chosen from the dihedral groups and cyclic groups. In our context, symmetricity in 2D-space assumes the “top” direction against the plane where the points reside [18, 23, 25], while in 3D-space there is no agreement on the “top” direction.

For any  $P \in \mathcal{P}_n^3$ , by  $B(P)$  and  $b(P)$ , we denote the smallest enclosing ball of  $P$  and its center, respectively. From the definition, all rotation axis of  $\gamma(P)$  contains  $b(P)$  and  $b(P)$  is the intersection of all rotation axes of  $\gamma(P)$  unless  $\gamma(P) = C_1$ . A point on the sphere of a ball is said to be *on* the ball, and we assume that the *interior* or the *exterior* of a ball does not include its sphere. When all points are on  $B(P)$ , we say that the set of points is *spherical*. For a ball  $B$ , we denote the radius of the ball by  $rad(B)$  in the coordinate system to observe  $B$ .

We say that a set of points  $P$  is *transitive* regarding a rotation group  $G$  if it is an orbit of  $G$  through some seed point  $s$ , i.e.,  $P = Orb(s) = \{g * s : g \in G\}$  for some  $s \in P$ .<sup>10</sup> The vertex-transitivity of uniform polyhedra corresponds to transitivity regarding a 3D rotation group. In the following, we use “vertex-transitivity” for a polyhedron while we use “transitivity” for a set of points. Note that a transitive set of points is always spherical.

Given a set of points  $P$ ,  $\gamma(P)$  determines the arrangement of its rotation axes. We thus use  $\gamma(P)$  and the arrangement of its rotation axes in  $P$  interchangeably. For two groups  $G, H \in \mathbb{S}$ , an *embedding* of  $G$  to  $H$  is an embedding of each rotation axis of  $G$  to one of the rotation axes of  $H$  so

<sup>10</sup> For a transitive set of points  $P$ , any  $s \in P$  can be a seed point.



**Fig. 3.** A sphenoid consisting of 4 congruent isosceles triangles. Its rotation group is  $D_2$ . Since the vertices are not placed equidistant positions from the three axes, we can distinguish one axis as the principal axis from the others.

that any  $k$ -fold axis of  $G$  overlaps a  $k'$ -fold axis of  $H$  with keeping the arrangement of  $G$  where  $k$  divides  $k'$ . For example, we can embed  $T$  to  $O$  so that each 3-fold axis of  $T$  overlaps a 3-fold axis of  $O$ , and each 2-fold axis of  $T$  overlaps a 4-fold axis of  $O$ . Note that there may be many embeddings of  $G$  to  $H$ . There are three embeddings of  $C_4$  to  $O$  depending on the choice of the 4-fold axis. Observe that we can embed  $G$  to  $H$  if and only if  $G \preceq H$ . For example,  $O$  cannot be embedded to  $I$ , since  $O$  is not a subgroup of  $I$ .

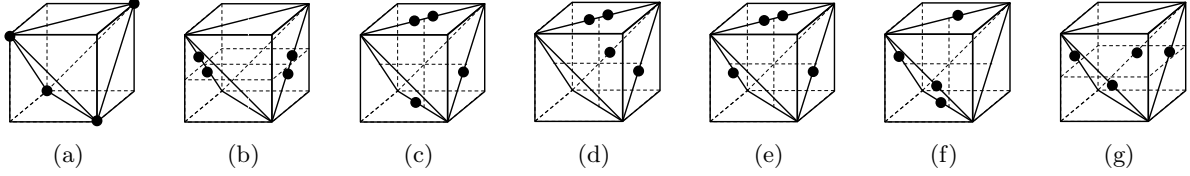
In the group theory, we do not distinguish the principal axis of  $D_2$  from the other two 2-fold axes. Actually, since we consider the rotations on a set of points in 3D-space, we can recognize the principal axis of  $D_2$ . Consider a sphenoid consisting of 4 congruent non-regular triangles (Figure 3). A rotation axes of such a sphenoid contains the midpoints of opposite edges and there are three 2-fold axis perpendicular to each other. Hence the rotation group of the vertices of such a sphenoid is  $D_2$ . However we can recognize, for example, the vertical 2-fold axis from the others by their lengths (between the midpoints connecting). The vertex-transitive polyhedra on which only  $D_2$  can act are rectangles and the family of such sphenoids and we can always recognize the principal axis. Other related polyhedra are lines, squares, and regular tetrahedra, but  $D_\infty$  acts on a line,  $D_4$  acts on a square, and  $T$  acts on a regular tetrahedron. Hence their rotation groups are proper supergroup of  $D_2$ . We can show the following property regarding the principal axis of  $D_2$ . See Appendix A for the proof.

*Property 1.* Let  $P \in \mathcal{P}_n^3$  be a set of points. If  $D_2$  acts on  $P$  and we cannot distinguish the principal axis of (an arbitrary embedding of)  $D_2$ , then  $\gamma(P) \succ D_2$ .

Later we will show that the robots can form a plane if they can recognize a single rotation axis or a principal axis. Based on this, we say that the cyclic groups and the dihedral groups are *two-dimensional* (2D), while the polyhedral groups are *three-dimensional* (3D) since polyhedral groups do not act on a set of points on a plane.

### 2.3 Basic idea

We first show an stimulating example that shows our idea of the symmetry breaking algorithm and the impossibility of the plane formation problem. From Theorem 1, oblivious FSYNC robots can form a plane from an initial configuration where four robots form a regular tetrahedron (i.e., they occupy the vertices of a regular tetrahedron). In such an initial configuration, their local observation may be identical because of the vertex-transitivity of the regular tetrahedron. If each robot proposes one plane, these four planes may be symmetric regarding  $T$ , and because  $T$  is three dimensional, these four planes never become identical. They must break their rotation group  $T$  to form a plane. It is an essential challenge of this paper that the robots solve this symmetry breaking problem by a deterministic algorithm.



**Fig. 4.** Execution of the go-to-midpoint algorithm from an initial configuration where the four robots form a regular tetrahedron.

We introduce a simple “go-to-midpoint” algorithm for the robots to break the regular tetrahedron. This algorithm makes each robot select an arbitrary edge of the regular tetrahedron which is incident to the vertex it resides and goes along the edge, but stops it  $\epsilon$  before the midpoint, where  $\epsilon$  is  $1/100$  of the length of the edge. The selection is somehow done in a deterministic way. We briefly show that this go-to-midpoint algorithm successfully breaks the symmetry of the regular tetrahedron and the robots can form a plane. We could have a better understanding of the execution by illustrating the positions of robots in an embedding of the regular tetrahedron to a cube. Figure 4(a) shows an initial configuration  $P$ . Since at least two edges are selected by the four robots, we have the following three cases.

**Case A:** Two edges are selected. See Figure 4(b). The two edges are opposite edges and the robots form skew lines of length  $2\epsilon$ , since otherwise, two edges cannot cover the four vertices. The four robots can agree on the plane perpendicular to the line segment containing the midpoints of the skew lines and containing its midpoint.

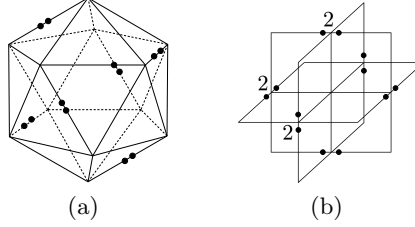
**Case B:** Three edges are selected. See Figures 4(c), 4(d) and 4(e). There is only one pair of robots with distance  $2\epsilon$  and the four robots can agree on the plane formed by the midpoint of the two robots with distance  $2\epsilon$  and the positions of the remaining two robots.

**Case C:** Four edges are selected. If three of the selected edges form a regular triangle (Figure 4(f)), the distance from the remaining robot to two of the three robots is larger than the edge of the regular triangle. Hence, the four robots can agree on the plane containing the regular triangle. Otherwise, the selected edges form a cycle on the original regular tetrahedron (Figure 4(g)). In this case, the four robots form a set of skew lines and can agree on the plane like (A).

In each case, the four robots can land on the foot of the perpendicular line to the agreed plane starting from its current position. They succeed in plane formation since they are FSYNC.

One might expect that the go-to-midpoint algorithm could be used to break symmetry of any other regular polyhedra because of the Euler’s equality: For a polyhedron with  $V$  vertices,  $E$  edges, and  $F$  faces, we have  $V - E + F = 2$ . If the go-to-midpoint algorithm is executed in such a configuration, since  $F > 2$  and hence  $V \neq E$ , there exists at least one edge which is selected by two robots or is not selected by any robot. However, as a matter of fact, the go-to-midpoint algorithm does not work, for example, when the robots form a regular icosahedron. Figure 5(a) shows an example of a configuration  $P'$  obtained by the go-to-midpoint algorithm from an initial configuration where the robots form a regular icosahedron. The robots cannot agree on a plane in  $P'$  because a 3D rotation group  $T$  acts on  $P'$  as shown in Figure 5(b) and the twelve planes that the robots propose are not identical. Later we will show that the robots following any algorithm cannot agree on a plane forever from this configuration irrespective of obliviousness.

The “go-to-midpoint” algorithm shows that the robots can reduce their rotation group by deterministic movement, while in some cases this reduction stops at some subgroup of the rotation group of the initial configuration. Our plane formation algorithm proposed in Subsection 4.2 translates



**Fig. 5.** An example of a resulting configuration of the go-to-midpoint algorithm from an initial configuration where the robots form a regular icosahedron. (a) A resulting configuration. (b) The rotation group of the resulting configuration is  $T$  and its 2-fold axes are illustrated. (We omit the four 3-fold axes.)

an initial configuration whose rotation group is a 3D rotation group to another configuration whose rotation group is a 2D rotation group. Then robots can agree on a plane that is perpendicular to the single (or principal) axis and contains the center of their smallest enclosing ball. Then they land on the plane.

To show a necessary condition, we characterize the initial configurations from which the robots cannot always form a plane in terms of the rotation group and the number of robots.

### 3 Decomposition of the robots

In this section, we will show that the robots can agree on some global properties by using the rotation group of their positions. In a configuration  $P$ , each robot  $r_i$  can obviously calculate  $\gamma(P)$  from  $Z_i(P)$  by checking all rotation axes that keep  $P$  unchanged. Then the group action of  $\gamma(P)$  decomposes  $P$  into a family of transitive sets of points and the robots can agree on the ordering of these elements. As we will show in Section 4.1, each of these elements are a set of indivisible robots in the worst case that have the same local observation, move symmetrically, and keep  $\gamma(P)$  forever. On the other hand, this ordering allows us to control the robots in some order and plays an important role when we design a plane formation algorithm for solvable initial configurations. We start with the following theorem.

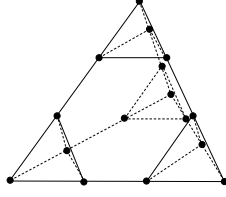
**Theorem 2.** *Let  $P \in \mathcal{P}_n^3$  be a configuration of robots represented as a set of points. Then  $P$  is decomposed into disjoint sets  $\{P_1, P_2, \dots, P_m\}$  so that each  $P_i$  is transitive regarding  $\gamma(P)$ . Furthermore, the robots can agree on a total ordering among the elements.*

Such decomposition of  $P$  is unique as a matter of fact and we call this decomposition  $\{P_1, P_2, \dots, P_m\}$  the  $\gamma(P)$ -decomposition of  $P$ . Let us start with the first part of Theorem 2.

**Lemma 1.** *Let  $P \in \mathcal{P}_n^3$  be a configuration of robots represented as a set of points. Then  $P$  is decomposed into disjoint sets  $\{P_1, P_2, \dots, P_m\}$  so that each  $P_i$  is transitive regarding  $\gamma(P)$ .*

*Proof.* For any point  $p \in P$ , let  $Orb(p) = \{g * p \in P : g \in \gamma(P)\}$  be the orbit of the group action of  $\gamma(P)$  through  $p$ . By definition  $Orb(p)$  is transitive regarding  $\gamma(P)$ . Let  $\{Orb(p) : p \in P\} = \{P_1, P_2, \dots, P_m\}$  be its orbit space. Then  $\{P_1, P_2, \dots, P_m\}$  is obviously a partition, which satisfies the property of the lemma. Additionally, such decomposition is unique.  $\blacksquare$

Note that  $|P_i| = |P_j|$  ( $i \neq j$ ) may not hold, while in 2D-space a set of points  $P$  is decomposed into regular  $|\rho(P)|$ -gons by  $\rho(P)$  [23, 25, 18]. Consider a configuration  $P$  consisting of the vertices of a



**Fig. 6.** A set of points  $P$  consisting of 16 points. Its rotation group is  $\gamma(P)$  is  $T$  and the  $\gamma(P)$ -decomposition of  $P$  consists of two elements: a set of points forming a regular tetrahedron (of size 4) and a set of points forming a truncated tetrahedron (of size 12).

regular tetrahedron (4 vertices) and the vertices of a truncated tetrahedron (12 vertices) (Figure 6). Then  $\gamma(P) = T$  and the sizes of the elements of the  $\gamma(P)$ -decomposition of  $P$  are different.

Let us go on the second part of the theorem. For the robots to consistently compare two elements  $P_i$  and  $P_j$  of the  $\gamma(P)$ -decomposition of  $P$ , each robot  $r_i$  computes the “local view” of each robot  $r_j$  which is determined only by configuration  $P$  independently of its local coordinate system  $Z_i$ , although  $r_i$  observes  $P$  in  $Z_i$ .

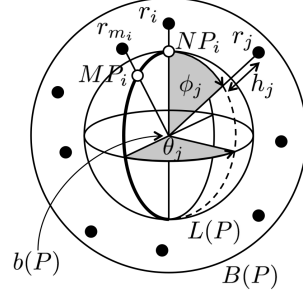
Local views of robots defined in this section satisfy the following properties:

1. For each  $P_i$  ( $i = 1, 2, \dots, m$ ), all robots in  $P_i$  have the same local view.
2. Any two robots, one in  $P_i$  and the other in  $P_j$ , have different local views, for all  $i \neq j$ .

Then we give an expression of a local view as a sequence of positions of the robots and by using the lexicographic ordering of local views, the robots agree on a total ordering among  $\{P_1, P_2, \dots, P_m\}$ , i.e.,  $P_i$  is smaller than  $P_j$  if and only if the local view of some  $p \in P_i$  is smaller than that of some  $p' \in P_j$  in the lexicographic order.

To define the *local view* of a robot, we first introduce *amplitude*, *longitude* and *latitude*. Let  $P = \{p_1, p_2, \dots, p_n\}$  be a configuration, where  $p_i$  is the position (in  $Z_0$ ) of  $r_i$ . Assume that  $P$  is not contained in a plane and  $b(P) \notin P$ , because otherwise the plane formation is trivially solvable as we will show later.<sup>11</sup> The *innermost empty ball*  $I(P)$  is the ball centered at  $b(P)$  and contains no point in  $P$  in its interior and contains at least one point in  $P$  on it. Since  $b(P) \notin P$ ,  $I(P)$  is well-defined. Intuitively,  $r_i$  considers  $I(P)$  as the earth, and the line containing  $p_i$  and  $b(P)$  as the earth’s axis. Recall that  $r_i$  can recognize its relative positions from the others, since  $Z_i(p_i) = (0, 0, 0)$  always holds. The intersection of a line segment  $\overline{p_i b(P)}$  and  $I(P)$  is the “north pole”  $NP_i$ . Then it chooses a robot  $r_{m_i}$  not on the earth’s axis as its *meridian robot*. Indeed, there is a robot satisfying the condition by the assumption that the robots are not on one plane. The meridian robot should be chosen more carefully for our purpose as shown later. Let  $MP_i$  be the intersection of a line segment  $\overline{p_{m_i} b(P)}$  and  $I(P)$ . The large circle on  $I(P)$  containing  $NP_i$  and  $MP_i$  defines the “prime meridian”. Specifically, the half arc starting from  $NP_i$  and containing  $MP_i$  is the prime meridian. Robot  $r_i$  translates its local observation  $Z_i(P)$  with geocentric longitude, latitude, and altitude. The position of a robot  $r_j \in R$  is now represented by the *altitude*  $h_j$  in  $[0, 1]$ , *longitude*  $\theta_j$  in  $[0, 2\pi)$ , and *latitude*  $\phi_j$  in  $[0, \pi]$ . Here the altitude of a point on  $I(P)$  is 0, and that on  $B(P)$  is 1. The longitude of  $MP_i$  is 0, and the positive direction is the counter-clockwise direction. Since the robots are all right-handed they can agree on the counter clockwise direction (i.e., rotating positive  $x$ -axis to positive  $y$ -axis) on  $I(P)$  by using  $b(P)$ . For example, the robots can agree on the clockwise direction by considering

<sup>11</sup> We note that when the robots are on a plane (especially, when the robots are on a line), we cannot define the local view in the same way.



**Fig. 7.** Amplitude, longitude, and latitude calculated from  $r_i$ 's local observation. The prime meridian for  $r_i$  is drawn by bold arc. The position of  $r_j$  is now represented by a triple  $p_j^* = (h_j, \theta_j, \phi_j)$ .

that the negative  $z$ -axis of their local coordinate systems point to  $b(P)$ . Finally, the latitudes of the “north pole”  $NP_i$ , the “equator,” and the “south pole” are  $0$ ,  $\pi/2$ , and  $\pi$ , respectively.

Now  $p_j$  is represented by a triple  $p_j^* = (h_j, \theta_j, \phi_j)$  (or more formally,  $r_i$  transforms  $Z_i(p_j)$  to  $p_j^*$ ) for all  $j = 1, 2, \dots, n$ , where  $\theta_i = \phi_i = 0$  by definition. Observe that  $p_j^*$  depends on the choice of the meridian robot  $r_{m_i}$  and  $p_j^* \neq p_\ell^*$  if and only if  $p_j \neq p_\ell$ . See Figure 7 as an example.

We then use the lexicographic ordering  $<$  among the positions  $p_j^*$  to compare them: For two positions  $(h, \theta, \phi)$  and  $(h', \theta', \phi')$ ,  $(h, \theta, \phi) < (h', \theta', \phi')$  if and only if (i)  $h < h'$ , (ii)  $h = h'$  and  $\theta < \theta'$ , or (iii)  $h = h'$ ,  $\theta = \theta'$  and  $\phi < \phi'$ .

Let  $V_i^* = \langle p_i^*, p_{m_i}^*, p_{j_1}^*, p_{j_2}^*, \dots, p_{j_{n-2}}^* \rangle$  be a sorted list of the positions  $p_j^*$ , in which the positions  $r_i$  and its meridian robot  $r_{m_i}$  are placed as the first and the second elements and the positions  $p_j^*$  of the other robots  $r_j$  are placed in the increasing order, i.e.,  $p_{j_k}^* \leq p_{j_{k+1}}^*$  for all  $k = 1, 2, \dots, k-3$ , and  $\{j_1, j_2, \dots, j_{n-2}\} = \{1, 2, \dots, n\} \setminus \{i, m_i\}$  where the ties are arbitrarily resolved.

Let us return to the problem of how to choose the meridian robot  $r_{m_i}$ . As explained,  $V_i^*$  depends on the choice of  $r_{m_i}$ . Robot  $r_i$  computes the robot that minimizes  $V_i^*$  in the lexicographical order and chooses it as the meridian robot  $r_{m_i}$ , where a tie is resolved arbitrarily. We call this minimum  $V_i^*$  (for  $r_{m_i}$  chosen in this way) the *local view* of  $r_i$ . Regardless of the choices of meridian robot  $r_{m_i}$  by robot  $r_i$ , the next lemma holds.

**Lemma 2.** *Let  $P \in \mathcal{P}_n^3$  and  $\{P_1, P_2, \dots, P_m\}$  be a configuration of robots represented as a set of points and its  $\gamma(P)$ -decomposition, respectively. Then we have the following two properties:*

1. *For each  $P_i$  ( $i = 1, 2, \dots, m$ ), all robots in  $P_i$  have the same local view.*
2. *Any two robots, one in  $P_i$  and the other in  $P_j$ , have different local views, for all  $i \neq j$ .*

*Proof.* The first property is obvious by the definitions of  $\gamma(P)$ -decomposition and local view, since for any  $p, q \in P_i$  there is an element  $g \in \gamma(P)$  such that  $q = g * p$ .

As for the second property, to derive a contradiction, suppose that there are distinct integers  $i$  and  $j$ , such that robots  $r_k \in P_i$  and  $r_\ell \in P_j$  have the same local view. That is,  $V_k^* = V_\ell^*$ . Let us consider a function  $f$  that maps the  $d$ -th element of  $V_k^*$  to that of  $V_\ell^*$ . More formally, letting the  $d$ -th element of  $V_k^*$  (resp.  $V_\ell^*$ ) be  $p_x^*$  (reps.  $p_y^*$ ),  $f$  maps  $p_x$  to  $p_y$ . Then  $f$  is a congruent transformation that keeps  $b(P)$  unchanged by the definition of local view, i.e.,  $f$  is a rotation in  $\gamma(P)$ , which contradicts to the definition of  $\gamma(P)$ -decomposition. ■

**Corollary 1.** *Let  $P \in \mathcal{P}_n^3$  and  $\{P_1, P_2, \dots, P_m\}$  be a configuration of robots represented as a set of points and its  $\gamma(P)$ -decomposition, respectively. Then the robots can agree on a total ordering among these subsets.*

*Proof.* By using the lexicographical ordering of the local views of robots in each element of the  $\gamma(P)$ -decomposition of  $P$ . ■

We now conclude Theorem 2 by Lemma 1 and Corollary 1. In the following, we assume that the  $\gamma(P)$ -decomposition of  $P$ ,  $\{P_1, P_2, \dots, P_m\}$  is ordered in this way. From the definition,  $P_1$  is on  $I(P)$ ,  $P_m$  is on  $B(P)$ , and  $P_i$  is in the interior or on the ball that is centered at  $b(P)$  and contains  $P_{i+1}$  on it.

We go on to the analysis of the structure of a transitive set of points regarding a 3D rotation group. Recall that a transitive set of points is spherical. Any transitive set of points  $P$  is specified by a rotation group  $G \in \mathbb{S}$  and a seed point  $s$  as the orbit  $Orb(s)$  of the group action of  $G$  through  $s$ , so that  $G = \gamma(P)$  holds. Not necessarily  $|G| = |Orb(s)|$  holds. For any  $p \in P$ , we call  $\mu(p) = |\{g \in G : g * s = p\}|$  the *folding* of  $p$ . We of course count the identity element of  $G$  for  $\mu(p)$  and  $\mu(p) \geq 1$  holds for all  $p \in P$ .<sup>12</sup>

**Lemma 3.** *Let  $P$  be the transitive set of points generated by a rotation group  $G \in \{T, O, I\}$  and a seed point  $s \in \mathbb{R}^3$ . If  $p \in P$  is on a  $k$ -fold axis of  $G$  for some  $k$ , so are the other points  $q \in P$  and  $\mu(p) = \mu(q) = k$  holds. Otherwise, if  $p \in P$  is not on any axis of  $G$ , so are the other points  $q \in P$  and  $\mu(p) = \mu(q) = 1$  holds.*

*Proof.* We first show that  $\mu(p) = \mu(q)$  for any  $p, q \in P$ . To derive a contradiction, we assume  $\mu(p) > \mu(q)$  for some  $p, q \in P$ . Let  $g_1, g_2, \dots, g_{\mu(p)}$  (resp.  $h_1, h_2, \dots, h_{\mu(q)}$ ) be the set of rotations in  $G$  such that  $g_i * s = p$  (resp.  $h_i * s = q$ ) holds for  $i = 1, 2, \dots, \mu(p)$  (resp.  $i = 1, 2, \dots, \mu(q)$ ). Clearly  $g_i \neq h_j$  for any  $i$  and  $j$ . Let  $g \in G$  be a rotation satisfying  $q = g * p$ , which definitely exists by definition. Hence  $q = (g \cdot g_i) * s$  for all  $i = 1, 2, \dots, \mu(p)$ , a contradiction, since  $g \cdot g_i \neq g \cdot g_j$  if  $i \neq j$ , and  $\mu(q) \geq \mu(p)$  holds.

Note that the seed point  $s$  can be taken as  $p$  in the above proof. Suppose that  $s$  is on a  $k$ -fold axis of  $G$ , then  $\mu(s) = k$ , since the rotations in  $G$  that move  $s$  to itself are the rotations around this  $k$ -fold axis.

Otherwise if  $s$  is not on a rotation axis of  $G$ , only the identity element of  $G$  can move  $s$  to itself and hence  $\mu(s) = 1$ . ■

**Lemma 4.** *When a set of points  $P$  is transitive regarding  $\gamma(P) \in \{T, O, I\}$ , then we have  $|P| \in \{4, 6, 8, 12, 20, 24, 30, 60\}$ .*

*Proof.* By Lemma 3, we can compute the cardinality of any transitive set of points for each rotation group.

The tetrahedral group  $T$  consists of 2-fold axes and 3-fold axes, and its order is 12. If we put a seed on a 2-fold axis, we obtain a 6-set as  $P$  forming a regular octahedron. If we put a seed on a 3-fold axis, we obtain a 4-set as  $P$  forming a regular tetrahedron. If we put a seed not on any axis, we obtain a 12-set as  $P$ .

By the same argument, we have the following results: The order of the octahedral group  $O$  is 24 and the possible cardinalities of  $P$  are 6, 8, 12, and 24. The order of the icosahedral group  $I$  is 60 and the possible cardinalities of  $P$  are 12, 20, 30, and 60. ■

---

<sup>12</sup> In group theory, the folding of a point  $P$  is simply the size of the stabilizers of  $p$  defined by  $G(p) = \{g \in G : g * p = p\}$ . Although the lemma is known in group theory (see e.g., [3]), we provide a proof for the convenience of readers.



**Table 2.** Transitive sets of points in 3D-space (i.e., polyhedra) characterized by rotation group and folding.

Rotation group	Order	Folding	Cardinality	Polyhedra
$T$	12	3	4	Regular tetrahedron
		2	6	Regular octahedron
		1	12	Infinitely many polyhedra
$O$	24	4	6	Regular octahedron
		3	8	Cube
		2	12	Cuboctahedron
		1	24	Infinitely many polyhedra
$I$	60	5	12	Regular icosahedron
		3	20	Regular dodecahedron
		2	30	Icosidodecahedron
		1	60	Infinitely many polyhedra

By Lemmas 3 and Lemma 4, folding of a point determines the positions of a transitive set of points in the arrangement of rotation axes and these polyhedra are shown in Table 2. When the folding is 1, a seed point can be taken any point not on any rotation axis and depending on the seed point, infinite number of different polyhedra are obtained.<sup>13</sup> We have the following property by the definition of  $\gamma(P)$ -decomposition of a set of points  $P$ .

*Property 2.* Let  $P \in \mathcal{P}_n^3$  and  $\{P_1, P_2, \dots, P_m\}$  be a set of points and its  $\gamma(P)$ -decomposition, respectively. Then if  $\gamma(P)$  is a 3D rotation group,  $P_i$  is one of the polyhedra shown in Table 2 for  $i = 1, 2, \dots, m$ .

## 4 Proofs of Theorem 1

We show the proofs of Theorem 1 in this section. In Subsection 4.1, we first show the necessity of Theorem 1 by showing that any algorithm for oblivious FSYNC robots cannot form a plane from an initial configuration if the initial configuration does not satisfy the condition in Theorem 1. Specifically, for any initial configuration  $P$  that satisfies  $\gamma(P)$  is in  $\{T, O, I\}$  and the size of each element of its  $\gamma(P)$ -decomposition is in  $\{12, 24, 60\}$ , we construct an arrangement of initial local coordinate systems that makes the robots keep the rotation axes of a 3D rotation group forever so that they never form a plane no matter which algorithm they obey. The orders of  $T$ ,  $O$ , and  $I$  are 12, 24, and 60, respectively and when an initial configuration does not satisfy the condition of Theorem 1, we can decompose the robots into transitive subsets so that the cardinality of each subset is “full” regarding a 3D rotation group (not necessarily  $\gamma(P)$ ). Then we show that there exists an arrangement of local coordinate systems that is also transitive regarding the selected rotation group so that the robots continue symmetric movement forever. The impossibility proof holds for non-oblivious robots because starting from such a symmetric initial configuration  $P$ , the contents of memory at robots in the same element are kept identical and if the initial memory

<sup>13</sup> Table 2 does not contain all uniform polyhedra. There are uniform polyhedra consisting of 48 vertices or 120 vertices, such as a rhombitruncated cuboctahedron with 48 vertices and a rhombitruncated icosidodecahedron with 120 vertices. However, they require a mirror plane to induce transitivity and the robots with right-handed local coordinate systems can partition them into two groups. For example, a rhombitruncated cuboctahedron is decomposed into two 24-sets by its rotation group  $O$ .

content of the robots are identical, they cannot break the symmetry. Thus we obtain the necessity of Theorem 1.

In Subsection 4.2, we show the sufficiency of Theorem 1 by presenting a plane formation algorithm for oblivious FSYNC robots. When  $\gamma(P)$  of an initial configuration  $P$  is a 2D rotation group, the robots are on one plane or they can agree on the plane that is perpendicular to the single rotation axis (or the principal axis). Actually, the robots can land on such a plane without making any multiplicity. On the other hand, when  $\gamma(P)$  is a 3D rotation group, the condition of Theorem 1 guarantees that there exists an element in the  $\gamma(P)$ -decomposition of  $P$  that forms a regular tetrahedron, a regular octahedron, a cube, a regular dodecahedron, or an icosidodecahedron (Table 2). The proposed algorithm adopts the “go-to-center” strategy, which is very similar to the “go-to-midpoint” algorithm in Subsection 2.3. Then we show that after the movement, the rotation group of the robots’ positions is not a 3D rotation group any more intuitively because the candidates of next positions form a transitive set of points, while the number of the robots is not sufficient to select a set of points with 3D rotation group from such set of points. Because their rotation group is a 2D rotation group, the robots can form a plane. Clearly non-oblivious FSYNC robots can execute the proposed algorithm and we obtain the sufficiency of Theorem 1.

#### 4.1 Necessity

Provided  $|P| \in \{12, 24, 60\}$ , we first show that when a set of points  $P$  is a transitive set of points regarding a 3D rotation group, there is an arrangement of local coordinate system  $Z_i$  for each robot  $r_i \in R$  such that the execution from  $P$  keeps a 3D rotation group forever no matter which algorithm the oblivious FSYNC robots obey.

**Lemma 5.** *Consider  $n$  oblivious FSYNC robots with  $n \in \{12, 24, 60\}$ . Then the plane formation problem is unsolvable from an initial configuration  $P$  if  $P$  is a transitive set of points regarding a 3D rotation group.*

*Proof.* Let  $P(0)$  be an initial configuration of  $n \in \{12, 24, 60\}$  robots that is transitive regarding  $\gamma(P(0)) \in \{T, O, I\}$ .

To derive a contradiction, we assume that there is an algorithm  $\psi$  that enables the robots to solve the plane formation problem for any choice of initial arrangement of local coordinate systems of robots. We will show that there is an initial arrangement of local coordinate systems such that the robots move symmetrically and keep the axes of rotation group  $G$  forever, where  $G$  is given as follows depending on  $n$ :

$$G = \begin{cases} T & \text{if } n = 12, \\ O & \text{if } n = 24, \\ I & \text{if } n = 60. \end{cases}$$

We first claim that there is always an embedding of  $G$  to  $\gamma(P(0))$ . The claim obviously holds when  $G = \gamma(P(0))$ . Suppose  $G \neq \gamma(P(0))$ . Then  $n = 12$ , since otherwise (i.e.,  $n$  is either 24 or 60),  $G = \gamma(P(0))$  by Table 2 and by the definition of  $G$ . If  $n = 12$ , then  $G = T$  by the definition of  $G$ . Since  $\gamma(P(0)) \in \{O, I\}$ , the claim holds.

We fix an arbitrary embedding of  $G$  to  $\gamma(P(0))$ . For any point  $s \in P(0)$ , we next claim  $P(0) = \text{Orb}(s) = \{g * s : g \in G\}$  and  $|P(0)|$  is the order of  $G$ , i.e.,  $\mu(s) = 1$ . Obviously the claim holds when  $G = \gamma(P(0))$  from the definition. Suppose that  $G \neq \gamma(P(0))$ . Then  $n = 12$ ,  $G = T$  and  $\gamma(P(0)) \in \{O, I\}$  by the argument above. If  $\gamma(P(0)) = O$ , all points in  $P(0)$  are on 2-fold axes of

$O$  from Table 2, but there is no embedding of  $T$  to  $O$  that makes the rotation axes of  $T$  overlap 2-fold axes of  $O$ . That is,  $\mu(s)$  regarding  $T$  is 1. Otherwise if  $\gamma(P(0)) = I$ , like the above case, all points in  $P(0)$  are on 5-fold axes of  $I$  from Table 2, but there is no embedding of  $T$  to  $I$  that makes the rotation axes of  $T$  overlap 5-fold axes of  $I$ . That is,  $\mu(s)$  of  $T$  is 1.

Now we define a local coordinate system  $Z_i$  for each  $r_i \in R$  by using  $Z_1$ , the local coordinate system of  $r_1 \in R$ , so that any algorithm  $\psi$  produces an execution  $\mathcal{E} : P(0), P(1), \dots$  such that  $G$  is a subgroup of  $\gamma(P(t))$  for all  $t = 0, 1, \dots$ . We define  $Z_1 = Z_0$  and  $Z_1$  is specified by  $(0, 0, 0), (1, 0, 0), (0, 1, 0), (0, 0, 1)$ . Let  $P(t) = \{p_1(t), p_2(t), \dots, p_n(t)\}$ , where  $p_i(t)$  is the position of  $r_i$  at time  $t \geq 0$ . For each  $r_i \in R$ , there is an element  $g_i \in G$  such that  $p_i(0) = g_i * p_1(0)$ , and this mapping between  $r_i$  and  $g_i$  is a bijection between  $R$  and  $G$ , i.e.,  $g_i \neq g_j$  if  $i \neq j$ , and  $G = \{g_i | r_i \in R\}$  because  $\mu(r_i) = 1$ . Thus  $g_1$  is the identity element. Local coordinate system  $Z_i$  is specified by the positions of its origin  $(0, 0, 0), (1, 0, 0), (0, 1, 0)$  and  $(0, 0, 1)$  in  $Z_0$ . That is, we can specify  $Z_i$  by a quadruple  $(o_i, x_i, y_i, z_i) \in (\mathbb{R}^3)^4$ . Define  $Z_i$  as the coordinate system specified by a quadruple  $(g_i * (0, 0, 0), g_i * (1, 0, 0), g_i * (0, 1, 0), g_i * (0, 0, 1))$ , for  $i = 1, 2, 3, \dots, n$ .<sup>14</sup>

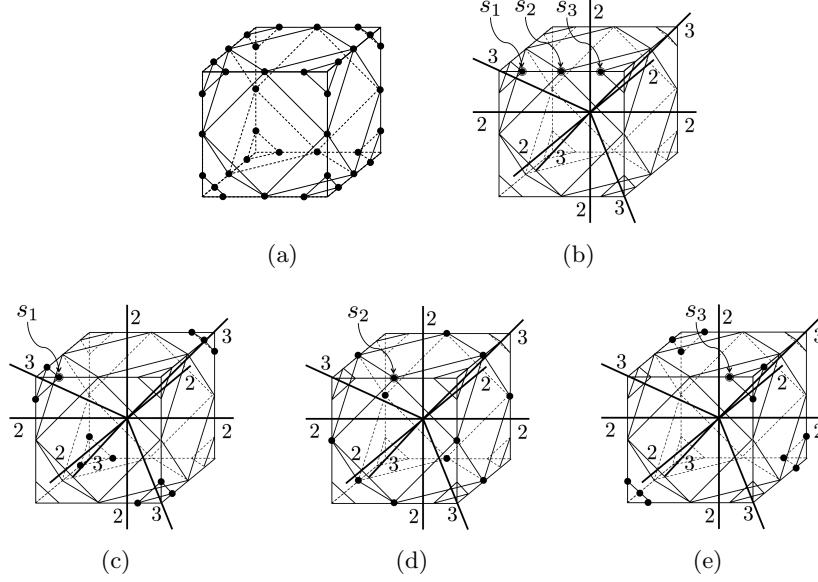
Then  $Z_i(P(0)) = Z_1(P(0))$  for  $i = 1, 2, \dots, n$  and  $\psi$  outputs the same value  $\psi(Z_i(P(0))) = d$  in every robot  $r_i$  as its next position. Let  $d_i$  be this output at  $r_i$  observed in  $Z_0$ . Then we have  $d_i = g_i * d_1$ . That is,  $P(1) = \{d_1, d_2, \dots, d_n\}$  is the orbit of  $G$  through  $d_1$  and obviously  $G$  is a subgroup of  $\gamma(P(1))$ . By an easy induction, we can show that  $\gamma(P(t)) \succeq G$  is a 3D rotation group for  $t = 0, 1, \dots$

We finally address multiplicity during any execution of  $\psi$ . Algorithm  $\psi$  may move some robots to one point at some time  $t$ . Because  $\gamma(P(t)) \succeq G$ , all robots gather at one point. However, since  $\psi$  further needs to move the robots to distinct positions by the definition of the plane formation problem,  $\psi(Z_i(P(t))) \neq 0$  must hold, that is,  $\psi$  outputs a point that is different from the current position (i.e., the origin of  $Z_i$ ) as the next position and these destinations form a transitive set of points regarding  $G$  or its supergroup in  $\gamma(P(t+1))$ . Thus the robots never form a plane. ■

Lemma 5 considers an arbitrary transitive initial configurations regarding a 3D rotation group. We next extend it to handle general initial configurations, which may not be transitive. Let  $\{P_1, P_2, \dots, P_m\}$  be the  $\gamma(P)$ -decomposition of an initial configuration  $P$ . Intuitively, we wish to specify  $Z_j$  for  $p_j \in P_i$  in the same way as the proof of Lemma 5 for each  $P_i$  ( $i = 1, 2, \dots, m$ ). We however need to take into account the cases in which  $|P_i| \neq |P_j|$  and  $G$  for  $P_i$  is different from the one for  $P_j$ . For example, consider a configuration  $P$  consisting of a regular icosahedron (12 points) and a truncated icosahedron (60 points), where  $\gamma(P) = I$ . Then the  $I$ -decomposition of  $P$  consists of the regular icosahedron  $P_1$  and the truncated icosahedron  $P_2$ , and  $G$  for  $P_1$  is  $T$ , while it is  $I$  for  $P_2$ . In this case, we make use of the  $T$ -decomposition (instead of the  $I$ -decomposition) of  $P$  and apply Lemma 5 to each element of the  $T$ -decomposition of  $P$ . Then we show that any execution keeps the rotation axes of  $T$  forever.

**Theorem 3.** *Let  $P$  and  $\{P_1, P_2, \dots, P_m\}$  be an initial configuration and the  $\gamma(P)$ -decomposition of  $P$ , respectively. Then the plane formation problem is unsolvable from  $P$  for oblivious FSYNC robots, if  $\gamma(P)$  is a 3D rotation group and  $|P_i| \in \{12, 24, 60\}$  for  $i = 1, 2, \dots, m$ .*

<sup>14</sup> Recall that  $Z_i$  here means  $Z_i$  at time 0.



**Fig. 8.** (a)  $P$  consists of a cuboctahedron and a truncated cube so that its  $\gamma(P) = O$ . (b) Three seed points  $s_1, s_2, s_3 \in P$ . (c)  $Orb(s_1)$  of  $T$  through  $s_1$ , whose cardinality is 12. (d)  $Orb(s_2)$  of  $T$  through  $s_2$ , whose cardinality is 12. (e)  $Orb(s_3)$  of  $T$  through  $s_3$ , whose cardinality is 12.

*Proof.* Let  $P_1, P_2, \dots, P_m$  be the  $\gamma(P(0))$ -decomposition of an initial configuration  $P(0)$ . We define the rotation group  $G$  by:

$$G = \begin{cases} T & \text{if } \min_{i=1,2,\dots,m} \{|P_i|\} = 12, \\ O & \text{if } \min_{i=1,2,\dots,m} \{|P_i|\} = 24, \\ I & \text{if } \min_{i=1,2,\dots,m} \{|P_i|\} = 60. \end{cases}$$

We show that there exists an arrangement of local coordinate systems of robots that makes the robots keep the rotation axes of  $G$  forever regardless of the algorithm they obey.

By Table 2,  $G = \gamma(P(0))$  or  $G$  is a subgroup of  $\gamma(P(0))$  and there is an embedding of  $G$  to  $\gamma(P(0))$ . We fix an arbitrary embedding of  $G$  to  $\gamma(P(0))$ , and consider the  $G$ -decomposition of  $P(0)$  which is defined in the same way as the  $\gamma(P(0))$ -decomposition. Formally, consider the orbit space  $\{Orb(p) : p \in P(0)\} = \{Q_1, Q_2, \dots, Q_k\}$  regarding  $G$ .

For example, let  $P$  be a cuboctahedron embedded in a truncated cube as illustrated in Figure 8(a). Then  $\gamma(P) = O$ . The  $\gamma(P)$ -decomposition is  $\{P_1, P_2\}$ , where the cardinalities of the elements are 12 and 24. By definition,  $G = T$ . The  $G$ -decomposition of  $P$  is  $\{Q_1, Q_2, Q_3\}$ , that is obtained with seed points  $s_1, s_2$ , and  $s_3$ , and the orbit  $Q_i = Orb(s_i)$  regarding  $T$  through  $s_i$  for  $i = 1, 2, 3$ . (See Figure 8(b).)

We first show that for each  $Q_i$  ( $i = 1, 2, \dots, k$ ),  $|Q_i| = |G|$ , thus for any  $q \in Q_i$ ,  $\mu(q) = 1$  regarding  $G$ . Let  $C$  be the set of sizes of the elements of the  $\gamma(P(0))$ -decomposition of  $P(0)$ , that is,  $C = \{|P_i| : i = 1, 2, \dots, m\}$ . Observe that  $\{24, 60\} \not\subseteq C$ , since while  $60 \in C$  implies  $\gamma(P(0)) = I$ , there is no transitive set of points  $S$  with  $|S| = 24$  regarding  $I$  by Lemma 4. Hence  $1 \leq |C| \leq 2$ . Depending on  $|C|$ , we have the following three cases.

**Case A:**  $|C| = 1$ . The case  $G = \gamma(P(0))$  is trivial. When  $G \neq \gamma(P(0))$ , we must consider the following two cases.

**Case A1:** When  $G = T$  and  $\gamma(P(0)) = O$ . Then  $|G| = |T| = 12$ . Let  $p_j \in P_i$  be any point for  $i = 1, 2, \dots, m$ . By definition  $P_i = \text{Orb}(p_j)$  regarding  $\gamma(P(0)) = O$  for some  $p_j \in P_i$ . Observe that under an arbitrary embedding of  $T$  to  $\gamma(P(0)) = O$ ,  $p_j$  is not on any rotation axis of  $T$ , since otherwise,  $\mu(p_j)$  regarding  $O$  is 3 or 4, and  $|P_i|$  is 8 or 6. Consequently, there is no point in  $P$  that is on a rotation axis of any embedding of  $T$  to  $\gamma(P(0))$ . Thus we have  $|Q_i| = |T| = 12$  for  $i = 1, 2, \dots, k$ .

**Case A2:** When  $G = T$  and  $\gamma(P(0)) = I$ . Then  $|G| = |T| = 12$ . The proof is exactly the same as (A1), except that, in this case, we observe that there is no point in  $P$  that is on a rotation axis of any embedding of  $T$  to  $\gamma(P(0))$ , since otherwise  $|P_i|$  is 30 or 20. Thus we have  $|Q_i| = |T| = 12$  for  $i = 1, 2, \dots, k$ .

**Case B:**  $|C| = 2$ . Then  $G \neq \gamma(P)$  and we have the following two cases.

**Case B1:** When  $C = \{12, 24\}$ . Then  $G = T$  and  $\gamma(P(0)) = O$ . Like Case A1, under an arbitrarily fixed embedding of  $T$  to  $\gamma(P(0)) = O$ , any  $p \in P(0)$  is not on a rotation axis of  $T$  and  $|Q_i| = |T| = 12$  for  $i = 1, 2, \dots, k$ .

**Case B2:** When  $C = \{12, 60\}$ . Then  $G = T$  and  $\gamma(P(0)) = I$ . Like Case A2, any  $p \in P(0)$  is not on a rotation axis of any embedding of  $T$  to  $\gamma(P(0))$  and  $|Q_i| = |T| = 12$  for  $i = 1, 2, \dots, k$ .

Thus we conclude that  $|Q_i| = |G|$  and for  $q \in Q_i$ ,  $\mu(q) = 1$  for  $i = 1, 2, \dots, k$ .

To derive a contradiction, we assume that there is an algorithm  $\psi$  that makes the robots form a plane from  $P(0)$ . The scenario to derive a contradiction is exactly the same as the proof of Lemma 5. For each element  $Q_i$  of the  $G$ -decomposition of  $P(0)$  ( $i = 1, 2, \dots, k$ ), we pick up an arbitrary local coordinate system of a robot in  $Q_i$  and by applying the elements of  $G$  to the local coordinate system, we obtain symmetric local coordinate systems of robots in  $Q_i$  because  $|Q_i| = |G|$ . In the same way as Lemma 5, each  $Q_i$  keeps  $G$  forever irrespective of the algorithm that the robots forming  $Q_i$  execute. Hence the rotation group of the robots contains  $G$  as a subgroup forever and the robots never form a plane since  $G \in \{T, O, I\}$ . ■

Finally, we obtain the impossibility result for non-oblivious robots by Theorem 3, since starting from an initial configuration  $P$ , that satisfies the condition of Theorem 3, the robots in the same element of the  $G$ -decomposition keep the identical memory contents forever, i.e., in each configuration, they obtain the identical local observation and the identical output of computation. Thus from an initial configuration where the local memory is empty at each robot, they follow Theorem 3.

**Theorem 4.** *Let  $P$  and  $\{P_1, P_2, \dots, P_m\}$  be an initial configuration and the  $\gamma(P)$ -decomposition of  $P$ , respectively. Then the plane formation problem is unsolvable from  $P$  for non-oblivious FSYNC robots, if  $\gamma(P)$  is a 3D rotation group and  $|P_i| \in \{12, 24, 60\}$  for  $i = 1, 2, \dots, m$ .*

As a concluding remark of this subsection, we examine some initial configurations. By Theorem 3, irrespective of obliviousness, FSYNC robots cannot form a plane from an initial configuration where they form a regular icosahedron because there exists an execution where the robots keep  $T$  forever. This corresponds an example in Section 2.3. Other unsolvable initial configurations with the minimum number of robots are the initial configurations of 12 robots forming a vertex-transitive polyhedron regarding  $T$ , e.g., a regular icosahedron, a truncated tetrahedron, a cuboctahedron, or infinitely many polyhedra generated by a seed point which is not on any rotation axis of  $T$ . The FSYNC robots cannot form a plane from initial configurations where they form a semi-regular polyhedron except the icosidodecahedron consisting of 30 robots.

## 4.2 Sufficiency

We show a pattern formation algorithm for oblivious FSYNC robots for an arbitrary initial configuration that satisfies the condition of Theorem 1. We first show the following theorem.

**Theorem 5.** *Let  $P$  and  $\{P_1, P_2, \dots, P_m\}$  be an initial configuration and the  $\gamma(P)$ -decomposition of  $P$ , respectively. Then oblivious FSYNC robots can form a plane from  $P$  if either (i)  $\gamma(P)$  is a 2D rotation group, or (ii)  $\gamma(P)$  is a 3D rotation group and there is a subset  $P_i$  such that  $|P_i| \notin \{12, 24, 60\}$ .*

Since non-oblivious FSYNC robot can execute any algorithm for oblivious FSYNC robots with ignoring its memory contents, we have the following theorem.

**Theorem 6.** *Let  $P$  and  $\{P_1, P_2, \dots, P_m\}$  be an initial configuration and the  $\gamma(P)$ -decomposition of  $P$ , respectively. Then non-oblivious FSYNC robots can form a plane from  $P$  if either (i)  $\gamma(P)$  is a 2D rotation group, or (ii)  $\gamma(P)$  is a 3D rotation group and there is a subset  $P_i$  such that  $|P_i| \notin \{12, 24, 60\}$ .*

The proposed plane formation algorithm consists of the symmetry breaking phase and the landing phase. A very rough idea behind the plane formation algorithm is the following: If  $\gamma(P)$  is a 2D rotation group, since there is a single rotation axis or a principal axis, which the robots can recognize, the robots can agree on the plane perpendicular to this axis and containing  $b(P)$  and proceed to a landing phase to land on distinct points on the plane. When  $\gamma(P)$  is  $C_1$ , the target plane is defined by  $P_1$  (i.e., single robot), its meridian robot, and  $b(P)$ .

Suppose otherwise that  $\gamma(P)$  is a 3D rotation group. Then there is at least one element  $P_i$  in the  $\gamma(P)$ -decomposition  $\{P_1, P_2, \dots, P_m\}$  of  $P$  such that  $|P_i| \notin \{12, 24, 60\}$ . That is,  $|P_i| < |\gamma(P_i)|$  holds and all robots in  $P_i$  are on some rotation axes of  $\gamma(P_i)$  from Lemma 3. The symmetry breaking phase moves the robots in  $P_i$  so that no robot is on the rotation axes of  $\gamma(P_i)$ . This move cannot maintain  $\gamma(P_i)$ , since otherwise if  $\gamma(P_i)$  is maintained in the new configuration, the folding of any point would be 1 regarding  $\gamma(P_i)$ , a contradiction. Such  $P_i$  forms a regular tetrahedron, a regular octahedron, a cube, a regular dodecahedron, or an icosidodecahedron by Table 2.<sup>15</sup> The symmetry breaking phase breaks the symmetry of these (semi-)regular polyhedra and as a result a configuration with a 2D rotation group yields.

The proposed algorithm solves the plane formation problem in at most three cycles. The first cycle completes some preparations for the symmetry breaking algorithm. The second cycle realizes the symmetry breaking phase by translating the current configuration with a 3D rotation group into another configuration with a 2D rotation group. The robots execute a symmetry breaking algorithm similar to the “go-to-midpoint” algorithm in Subsection 2.3. Then they agree on the plane that is perpendicular to the single rotation axis (or the principal axis) and contains the center of the smallest enclosing ball of themselves. The third cycle completes the landing phase. The landing algorithm we use in the third phase is conceptually easy because the robots are FSYNC, but contains some technical subtleties to land the robots to distinct positions on the plane.

The proposed algorithm consists of three algorithms Algorithms 4.1, 4.2, and 4.3, each of which consumes a single Look-Compute-Move cycle. To formally describe these algorithms, we define

<sup>15</sup> As we will mention later, we assume  $b(P) \notin P$  for the simplicity of the algorithm.

three conditions  $T_1, T_2$ , and  $T_3$  on configuration  $P$ .

$$\begin{aligned} T_1(P) &= (\gamma(P) \text{ is a 3D rotation group}) \Rightarrow (|P_1| \notin \{12, 24, 60\}) \\ T_2(P) &= (\gamma(P) \text{ is a 2D rotation group}) \\ T_3(P) &= (\text{there is a plane } F \text{ such that } P \subset F) \end{aligned}$$

Robot system  $R$  solves the plane formation problem if it reaches a configuration  $P$  satisfying  $T_3(P)$ . The proposed algorithm guarantees that such  $P$  satisfies  $|P| = n$ . The preparation algorithm (Algorithm 4.1) is executed in configuration  $P$ , if and only if  $|P| = n$  and  $\neg T_1(P)$  hold and a configuration  $P'$  satisfying  $T_1(P')$  and  $|P'| = n$  yields. The symmetry breaking algorithm (Algorithm 4.2) is executed in configuration  $P'$ , if and only if  $|P'| = n$  and  $(T_1(P') \wedge \neg T_2(P'))$  holds and a configuration  $P''$  satisfying  $T_2(P'')$  and  $|P''| = n$  yields. Finally the landing algorithm (Algorithm 4.3) is executed in configuration  $P''$ , if and only if  $|P''| = n$  and  $(T_2(P'') \wedge \neg T_3(P''))$  hold and a configuration  $P'''$  satisfying  $T_3(P''')$  and  $|P'''| = n$  yields.

It is worth emphasizing that since  $T_j(P)$  for  $j = 1, 2, 3$  does not depend on the local coordinate system  $Z_i$  of a robot  $r_i$ . Since  $\neg T_1(P)$  implies  $\neg T_2(P) \wedge \neg T_3(P)$  and  $\neg T_2(P)$  implies  $\neg T_3(P)$ , (1) exactly one of the three algorithms is executed by the robots at any configuration  $P$  unless  $T_3(P)$  holds and (2) none of them is executable at any configuration  $P$  if  $T_3(P)$  holds; the plane formation algorithm then terminates.

We formally define the set of terminal configurations of the proposed algorithm. A configuration  $P$  is a terminal configuration if it satisfies  $T_3(P)$ . For any execution  $P(0), P(1), P(2), \dots$  of the proposed algorithm, if  $P(t)$  is the first configuration that satisfies  $T_3(P(t))$ , then the robots do not move thereafter from the definition of  $T_1, T_2$ , and  $T_3$ . Thus the robots can easily agree on the termination of the proposed algorithm.

Note that if an initial configuration  $P$  satisfies  $T_3(P)$ , then the execution immediately terminates, solving the plane formation problem trivially.

Although we defined an algorithm as a function  $\psi$  from the set of configurations to a point in Subsection 2.1, we mainly use English to describe it in what follows, since an English description is usually more readable than the mathematically defined function.

Recall that  $P = \{p_1, p_2, \dots, p_n\}$  is a configuration, where  $p_i$  is the position of robot  $r_i$  in  $Z_0$ . Robot  $r_i$  observes it in  $Z_i$ , i.e.,  $r_i$  gets  $Z_i(P) = \{Z_i(p_1), Z_i(p_2), \dots, Z_i(p_n)\}$  as its local observation. However,  $r_i$  can recognize its relative position in  $P$ , since  $Z_i(p_i) = (0, 0, 0)$  always holds. For example,  $r_i$  can decide if it is located at the center of  $B(P)$ . In the following, we frequently use a robot  $r_i$  and its position  $p_i$  interchangeably, that is, “robot  $p$ ” means the robot located at a point  $p$  and “the robots in  $Q \subseteq P$ ” means those located in a set of points  $Q$ .

For the simplicity of the algorithm, we assume that initial configuration  $P$  satisfies  $b(P) \notin P$  since trivially the robots can translate any configuration  $P$  such that  $b(P) \in P$  to another configuration  $P'$  such that  $b(P') \notin P'$  in one cycle by the robot on  $b(P)$  moving to some point on the sphere centered at  $b(P)$  and with radius  $I(P)/2$ . From the resulting configuration  $\gamma(P')$ , the robots can form a plane as shown in the following since  $\gamma(P')$  is cyclic.

**Algorithm for preparation** The purpose of the preparation phase is to make the robots forming one of the five (semi-)regular polyhedra to shrink toward the center of the smallest enclosing ball of themselves, so that the symmetry breaking algorithm is executed by these robots with keeping the smallest enclosing ball. In a configuration  $P$  that does not satisfy  $T_1(P)$ , the robots execute Algorithm 4.1 and let  $P'$  be a resulting configuration. Because  $P$  satisfies the condition

---

**Algorithm 4.1** Preparation algorithm for robot  $r_i$ 

---

**Notation**

$P$ : Current configuration observed in  $Z_i$ .  
 $\{P_1, P_2, \dots, P_m\}$ :  $\gamma(P)$ -decomposition of  $P$ .  
 $dist(p, q)$ : Distance between two points  $p$  and  $q$  in  $Z_i$ .

**Precondition**

$\neg T_1(P)$

**Algorithm**

Let  $P_s$  be the element of the  $\gamma(P)$ -decomposition of  $P$   
that has the smallest index among the elements with  $|P_s| \in \{12, 24, 60\}$ .

**If**  $p_i \in P_s$  **then**

Move to the interior of  $I(P)$  to a point  $d$  on line segment  $\overline{p_i b(P)}$ ,  
where  $dist(d, b(P)) = rad(I(P))/2$ .

**Endif**

---

in Theorem 5, if  $\gamma(P)$  is a 3D rotation group, there is an element  $P_i$  with  $|P_i| \notin \{12, 24, 60\}$ , where  $\{P_1, P_2, \dots, P_m\}$  is the  $\gamma(P)$ -decomposition of  $P$ . Recall that  $\{P_1, P_2, \dots, P_m\}$  is sorted so that  $P_1$  is on  $I(P)$ . Algorithm 4.1 selects the smallest index  $s$  such that  $|P_s| \notin \{12, 24, 60\}$  and shrinks  $P_s$  by making each robot  $p_i \in P_s$  to move to a point  $d$  on line segment  $\overline{p_i b(P)}$ , where  $dist(d, b(P)) = rad(I(P))/2$ . Thus the robots form new innermost ball in the resulting configuration  $P'$  and  $P'$  satisfies  $T_1(P')$ . We note that there is no robot on the track of robots in  $P_s$  because  $s$  is the minimum index and  $P'$  contains no multiplicity.

This preparation phase guarantees that the symmetry breaking in the second phase occurs on  $I(P)$  and keeps the center of the smallest enclosing circle of the robots unchanged when there is some  $P_j$  ( $j \neq s$ ).

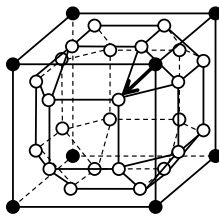
**Lemma 6.** *Let  $P$  be a configuration that satisfies  $\neg T_1(P)$ . Then the robots execute Algorithm 4.1 in  $P$  and suppose that a configuration  $P'$  yields as a result. Then  $T_1(P')$  holds.*

*Proof.* Since  $P$  satisfies  $\neg T_1(P)$ , all robots execute Algorithm 4.1 in  $P$  and  $\gamma(P) \in \{T, O, I\}$  and  $|P_1| \notin \{12, 24, 60\}$  hold. There exists at least an element  $P_s$  in the  $\gamma(P)$ -decomposition of  $P$  that satisfies  $|P_s| \notin \{12, 24, 60\}$ . Thus  $P_s$  is uniquely determined and the robots can agree  $P_s$  from Theorem 2.

Because  $\gamma(P) \in \{T, O, I\}$ , the rigid movement of FSYNC robots does not change the center of the smallest enclosing ball. The movement of robots in  $P_s$  keep rotation axes of  $\gamma(P)$ , i.e.,  $\gamma(P') = \gamma(P)$ , and for  $\gamma(P')$ -decomposition  $\{P'_1, P'_2, \dots, P'_m\}$  of  $P'$ , the robots in  $P_s$  now form  $P'_1$ , i.e.,  $|P'_1| \notin \{12, 24, 60\}$ . Thus,  $T_1(P')$  holds. Because there is no robot in the interior of  $I(P(0))$  in  $P(0)$ ,  $P'$  contains no multiplicity. ■

**Algorithm for symmetry breaking** The purpose of the symmetry breaking phase is to translate configuration  $P$  that satisfies  $T_1(P)$  and  $\neg T_2(P)$  to a configuration  $P'$  whose rotation group  $\gamma(P')$  is a 2D rotation group. In configuration  $P$  that satisfies  $(T_1(P) \wedge \neg T_2(P))$ , the robots execute Algorithm 4.2 and let  $P'$  be a resulting configuration. Let  $\{P_1, P_2, \dots, P_m\}$  be the  $\gamma(P)$ -decomposition of  $P$ . Because  $T_2(P)$  does not hold,  $\gamma(P)$  is a 3D rotation group. Because  $T_1(P)$  holds,  $|P_1| \notin \{12, 24, 60\}$ , i.e.,  $P_1$  is either a regular tetrahedron, a regular octahedron, a cube, a regular dodecahedron or an icosidodecahedron by Table 2. Algorithm 4.2 sends the robots in  $P_1$  to





**Fig. 9.** An example of execution of Algorithm 4.2. Starting from a configuration  $P$  where the robots form a unit cube (black circles) with  $\epsilon = 1 - (1/\sqrt{2})$ , the set of all destinations (white circles) form a rhombicuboctahedron.

points that are not on any rotation axis of  $\gamma(P_1)$ . Specifically, Algorithm 4.2 makes the robots in  $P_1$  select an adjacent face of the polyhedron that  $P_1$  forms and approach the center, but stops the robots  $\epsilon$  before the center. The exceptional case is when  $P_1$  form a regular icosidodecahedron and each robot of  $P_1$  selects an adjacent regular pentagon face. We will show that the rotation group of any resulting configuration  $P'$  is a 2D rotation group and the robots succeed in breaking their symmetry.

The distance  $\epsilon$  is selected so that after the movement, the robots gather around some vertices of the dual polyhedron of  $P_1$ . (When  $P_1$  forms the icosidodecahedron, the robots gather around the vertices of a regular icosahedron.) For the simplicity of the correctness proof, we use this property. Observe that unless we select  $\epsilon$  properly, we do not obtain such polyhedra. For example, consider the case where  $P_1$  forms a unit cube. In this case, robots in  $P_1$  move to their destinations by moving on the face of a selected face. If  $\epsilon = 1 - (1/\sqrt{2})$ , the set of destination points form a rhombicuboctahedron, which is, in some sense, in between the cube and its dual regular octahedron. (See Figure 9.) To avoid such configuration, we set  $\epsilon = \ell/100$  where  $\ell$  is the length of the edge of the uniform polyhedron that  $P_1$  forms. Clearly, the robots in  $P_1$  can agree on  $\epsilon$  irrespective of local coordinate systems.

**Lemma 7.** *Let  $P$  be a configuration that satisfies  $T_1(P) \wedge \neg T_2(P)$ . Then the robots execute Algorithm 4.2 in  $P$  and suppose that a configuration  $P'$  yields as a result. Then  $T_2(P')$  holds.*

*Proof.* Let  $\{P_1, P_2, \dots, P_m\}$  be the  $\gamma(P)$ -decomposition of  $P$ . Since  $T_2(P)$  does not hold,  $\gamma(P) \in \{T, O, I\}$ . Since  $T_1(P)$  holds,  $|P_1| \notin \{12, 24, 60\}$ . Thus, as mentioned,  $P_1$  is either a regular tetrahedron, a regular octahedron, a cube, a regular dodecahedron or an icosidodecahedron by Table 2. The robots execute Algorithm 4.2 in  $P$ .

In Algorithm 4.2, only the robots in  $P_1$  move. Each robot  $p$  in  $P_1$  selects an adjacent face  $F$  of the polyhedron that  $P_1$  forms and moves to  $d$  which is at distance  $\epsilon$  from the center  $c(F)$  of  $F$  on line segment  $pc(F)$ , with a restriction that  $p$  selects a regular pentagon face if  $P_1$  is an icosidodecahedron. Let  $k$  be the number of points in  $P_1$  incident on a face  $F$ , i.e.,  $F$  is a regular  $k$ -gon. Then these  $k$  robots will form a small regular  $k$ -gon  $U_F$  with the center being  $c(F)$  and the distance from the center being  $\epsilon$ , if they all select  $F$ . That is, letting  $D$  be the set of points consisting of the candidates for  $d$  (for all  $p \in P_1$ ),  $D$  consists of a set of regular  $k$ -gons  $U_F$  congruent each other.

Let  $\mathcal{F}$  be the set of faces of  $P_1$  that can be selected by a robot in  $P_1$ . (Thus  $\mathcal{F}$  is a set of regular pentagons if  $P_1$  is an icosidodecahedron.) The centers  $c(F)$  for  $F \in \mathcal{F}$  form a regular polyhedron  $P_1^d$  that is similar to the dual of  $P_1$ , i.e.,  $P_1^d$  is  $c(\mathcal{F}) = \{c(F) : F \in \mathcal{F}\}$  (except for the case of icosidodecahedron). The convex hull of  $D$  is obtained from the dual polyhedron  $P_1^d$  by moving

---

**Algorithm 4.2** Symmetry breaking algorithm for robot  $r_i$ 


---

**Notation**

$P$ : Current configuration observed in  $Z_i$ .  
 $\{P_1, P_2, \dots, P_m\}$ :  $\gamma(P)$ -decomposition of  $P$ .  
 $\ell$ : the length of an edge of the polyhedron that  $P_1$  forms.  
 $\epsilon = \ell/100$ .

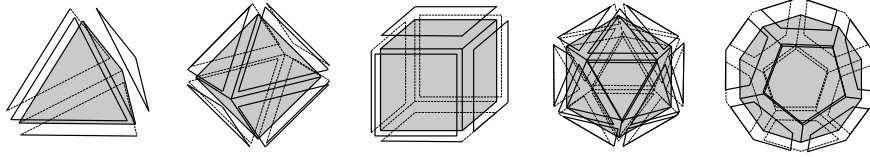
**Precondition**

$$T_1(P) \wedge \neg T_2(P)$$
**Algorithm**

```

If  $p_i \in P_1$  then
  If  $P_1$  is an icosidodecahedron then
    Select an adjacent regular pentagon face of  $P_1$ .
    Destination  $d$  is the point  $\epsilon$  before the center of the face on the line
    from  $p_i$  to the center.
  Else
    //  $P_1$  is a regular tetrahedron, a regular octahedron, a cube, or a
    // regular dodecahedron.
    Select an adjacent face of  $P_1$ .
    Destination  $d$  is the point  $\epsilon$  before the center of the face on the line
    from  $p_i$  to the center.
  Endif
  Move to  $d$ .
Endif
  
```

---



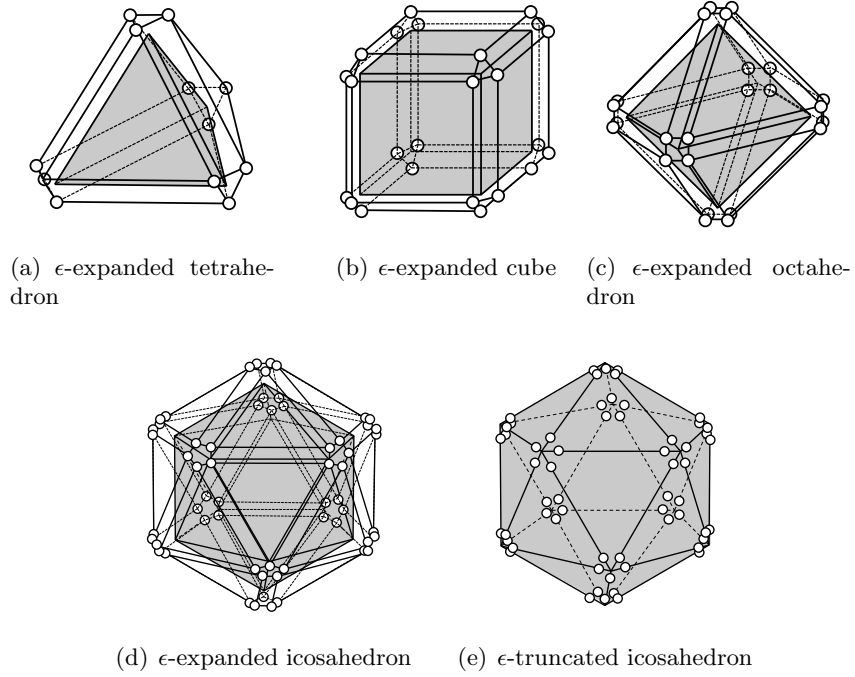
**Fig. 10.** Expansion of dual polyhedra.

each face of  $P_1^d$  away from the center with keeping the center. (See Figure 10.) Then the obtained new polyhedra consists of the moved faces of  $P_1^d$  and new faces formed by the separated vertices and the separated edges of  $P_1^d$ . Figure 11 illustrates, for each  $P_1$ , the set  $D$  by small circles and  $P_1^d$  as a large polyhedron containing all circles. Since the duals of the regular tetrahedron, the regular octahedron, the cube, and the regular dodecahedron are the regular tetrahedron, the cube, the regular octahedron, and the regular icosahedron, respectively, we call those convex hulls of  $D$   $\epsilon$ -expanded tetrahedron,  $\epsilon$ -expanded cube,  $\epsilon$ -expanded octahedron, and  $\epsilon$ -expanded icosahedron.<sup>16</sup> When  $P_1$  is an icosidodecahedron, although  $P_1^d$  is a regular icosahedron,  $D$  is called an  $\epsilon$ -truncated icosahedron because it is obtained by just truncating the vertices of  $P_1^d$ .

Specifically, Figure 11(a) illustrates an  $\epsilon$ -expanded tetrahedron, which corresponds to the convex hull of  $D$  when  $P_1$  is a regular tetrahedron. Figure 11(b) illustrates an  $\epsilon$ -expanded cube, which corresponds to the convex hull of  $D$  when  $P_1$  is a regular octahedron. Figure 11(c) illustrates an  $\epsilon$ -expanded octahedron, which corresponds to the convex hull of  $D$  when  $P_1$  is a cube. Figure 11(d)

---

<sup>16</sup> The operation is also known as *cantellation*: the convex hull of  $D$  is obtained from the dual polyhedron  $P_1^d$  by truncating the vertices and beveling the edges.



**Fig. 11.** Candidate set  $D$  corresponding to  $P_1$ .

illustrates an  $\epsilon$ -expanded icosahedron, which corresponds to the convex hull of  $D$  when  $P_1$  is a regular dodecahedron. Finally, Figure 11(e) illustrates an  $\epsilon$ -truncated icosahedron, which corresponds to the convex hull of  $D$  when  $P_1$  is an icosidodecahedron.

Let  $S \subset D$  be any set selected by robots in  $P_1$ . Thus  $|S| = |P_1|$  holds. Then it is sufficient to show that  $\gamma(S)$  is a 2D rotation group. To derive a contradiction, suppose that there is an  $S$  such that  $\gamma(S)$  is a 3D rotation group. We first claim  $b(S) = b(D)$  and  $B(S) = B(D)$ . At least two points in  $S$  are on the sphere of  $B(S)$  since  $|S| = |P_1| > 2$  and  $S$  is contained in the sphere of  $B(D)$  as a subset by definition. If  $B(S) \neq B(D)$ , the intersection of the spheres of  $B(S)$  and  $B(D)$  is a circle  $C$  and indeed  $S \subseteq C$ , which implies that  $\gamma(S)$  is a 2D rotation group. Thus  $B(S) = B(D)$  and  $b(S) = b(D)$  hold. For each of the polyhedra that  $S$  can form, we now show by contradiction that  $\gamma(S)$  is a 2D rotation group partly in a brute force manner.

**Case A:  $P$  is a regular tetrahedron.** The set of destinations  $D$  forms an  $\epsilon$ -expanded tetrahedron. See Figure 11(a). If  $\gamma(S)$  is a 3D rotation group,  $S$  is a regular tetrahedron, since  $|S| = |P_1| = 4$  and the size of any transitive set of points regarding a 3D rotation group is larger than 4 except the regular tetrahedron.

By definition  $c(\mathcal{F})$  forms a regular tetrahedron and the points of  $D$  are  $\epsilon$  apart from them. Because  $b(S) = b(D)$ , if  $S$  forms a regular tetrahedron, at most one vertex is selected from  $U_F$  for each  $F \in \mathcal{F}$ . Clearly, no such 4-set forms a regular tetrahedron. Thus  $\gamma(S)$  is a 2D rotation group for any 4-set  $S \subset D$ .

**Case B:  $P$  is a regular octahedron.** The set of destinations  $D$  forms an  $\epsilon$ -expanded cube. See Figure 11(b). If  $\gamma(S)$  is a 3D rotation group, because  $|S| = 6$ ,  $S$  is a regular octahedron, since otherwise  $S$  is a union of a regular tetrahedron and a 2-set and  $\gamma(S)$  is a 2D rotation group.

By definition  $c(\mathcal{F})$  forms a regular cube and the points of  $D$  are  $\epsilon$  apart from them. Because  $b(S) = b(D)$ , if  $S$  forms a regular octahedron, at most one vertex is selected from  $U_F$  for each  $F \in \mathcal{F}$ . Obviously  $S$  cannot be a regular octahedron, because all vertices of  $D$  are around vertices of a cube. Thus  $\gamma(S)$  is a 2D rotation group for any 6-set  $S \subset D$ .

**Case C:  $P$  is a cube.** The set of destinations  $D$  forms an  $\epsilon$ -expanded octahedron. See Figure 11(c). If  $\gamma(S)$  is a 3D rotation group, because  $|S| = 8$ ,  $S$  contains either a regular tetrahedron, a regular octahedron or a cube as a subset.

By definition  $c(\mathcal{F})$  forms a regular octahedron and the points of  $D$  are  $\epsilon$  apart from them. Because  $b(S) = b(D)$ , if  $S$  forms a cube or a regular tetrahedron, at most one vertex is selected from  $U_F$  for each  $F \in \mathcal{F}$ . Obviously  $S$  is neither a cube nor a regular tetrahedron because all vertices of  $D$  are around vertices of a cube. Additionally, like (B),  $S$  cannot contain a regular octahedron. Thus  $\gamma(S)$  is a 2D rotation group for any 8-set  $S \subset D$ .

**Case D:  $P$  is a regular dodecahedron.** The set of destinations  $D$  forms an  $\epsilon$ -expanded icosahedron. See Figure 11(d). If  $\gamma(S)$  is a 3D rotation group, because  $|S| = 20$ ,  $S$  contains either a regular tetrahedron, a regular octahedron, or a cube as a subset. From Table 2,  $S$  may contain a 12-set that is transitive regarding  $T$ , but in this case there remains 8 vertices that form one of these three regular polyhedra.

By definition  $c(\mathcal{F})$  forms a regular icosahedron and the points of  $D$  are  $\epsilon$  apart from them. Because  $b(S) = b(D)$ , if  $S$  forms a regular tetrahedron, a cube, or a regular octahedron, at most one vertex is selected from  $U_F$  for each  $F \in \mathcal{F}$ . Obviously  $S$  is not a cube, nor a regular tetrahedron, nor a regular octahedron, because all vertices of  $D$  are around vertices of a regular icosahedron.<sup>17</sup> Thus  $\gamma(S)$  is a 2D rotation group for any 20-set  $S \subset D$ .

**Case E:  $P$  is an icosidodecahedron.** The set of destinations  $D$  forms an  $\epsilon$ -expanded icosahedron. See Figure 11(e). If  $\gamma(S)$  is a 3D rotation group, because  $|S| = 30$ ,  $S$  contains a regular tetrahedron, a regular octahedron, a cube, or a regular dodecahedron as a subset. From Table 2,  $S$  may contain a transitive set of points whose size is 12, 20, or 24. When  $S$  contains a transitive 12-set, the remaining 18 points are divided into (i) 12-set and 6-set, (ii) 8-set, 6-set, and 4-set, or (iii) three 6-sets. When  $S$  contains a transitive 20-set, its rotation group is  $I$  and there is no transitive set of points with less than 10 points regarding  $I$ . When  $S$  contains a transitive 24-set, its rotation group is  $O$  and the remaining 6 points form a regular octahedron. Thus we check these four regular polyhedra.

By definition  $c(\mathcal{F})$  forms a regular icosahedron and the points of  $D$  are  $\epsilon$  apart from them. Because  $b(S) = b(D)$ , if  $S$  forms a regular tetrahedron, a cube, a regular octahedron, or a regular dodecahedron, at most one vertex is selected from  $U_F$  for each  $F \in \mathcal{F}$ . Obviously  $S$  is not any one of these uniform polyhedra, because all vertices of  $D$  are around vertices of a regular icosahedron. Thus  $\gamma(S)$  is a 2D rotation group for any 30-set  $S \subset D$ .

We conclude that  $\gamma(S)$  is a 2D rotation group for any possible  $|P_1|$ -subset  $S$  of  $D$ . If  $\gamma(P)$ -decomposition of  $P$  is a singleton  $\{P_1\}$ , the lemma holds. Otherwise, the robots forming  $S$  is on  $I(P')$  in a resulting configuration  $P'$  and  $\gamma(P')$  acts on  $S$ . Thus  $\gamma(P')$  is a subgroup of  $\gamma(S)$  and the lemma holds. ■

We conclude this section with the following lemma for any resulting configuration of Algorithm 4.2.

**Lemma 8.** *Let  $P$  be a configuration that satisfies  $T_1(P) \wedge \neg T_2(P)$ . Then the robots execute Algorithm 4.2 in  $P$  and suppose that a configuration  $P'$  yields as a result. Then  $P'$  is not on a line.*

<sup>17</sup> Remember that there are five embeddings of a cube to a regular dodecahedron. However, we cannot embed a cube into its dual regular icosahedron.

*Proof.* Let  $\{P_1, P_2, \dots, P_m\}$  be the  $\gamma(P)$ -decomposition of  $P$  and let  $D$  be the set of candidate destinations of the robots in  $P_1$ . From the definition,  $D$  is spherical and at most two points of  $D$  are on a line. Because  $|P_1| \geq 4$ , we have the lemma.  $\blacksquare$

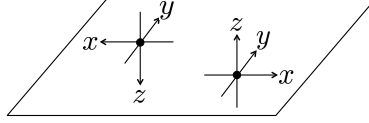
**Algorithm for landing** The purpose of the landing phase is to make the robots agree on a plane and land on the plane without making any multiplicity. In a configuration  $P$  that satisfies  $T_1(P) \wedge T_2(P) \wedge \neg T_3(P)$ , the robots execute Algorithm 4.3 and let  $P'$  be a resulting configuration. Because  $T_2(P)$  holds,  $\gamma(P)$  is a 2D rotation group and the robots can agree on a plane  $F$  perpendicular to the single rotation axis or the principal axis of  $\gamma(P)$  and containing  $b(P)$ . When  $\gamma(P)$  is  $C_1$ , the robots agree on a plane formed by  $P_1$ , say  $p_1$ , its meridian robot, and  $b(P)$ . Clearly, when  $\gamma(P)$  is  $C_1$ ,  $p_1$  has just one meridian robot (otherwise,  $\gamma(P) \succ C_1$ ) and these three points are not on one line. Thus  $F$  is uniquely defined. Function `SelectPlane` in Algorithm 4.4 actually returns this plane  $F$  irrespective of local coordinate systems.

Then the robots carefully determine distinct points on  $F$  as their landing points by Function `SelectDestination` in Algorithm 4.5. The robots on  $F$  do not move this landing phase. Let  $\{P_1, P_2, \dots, P_m\}$  be the  $\gamma(P)$ -decomposition of  $P$ . Each robot computes the expected next positions of all the robots so that it avoids collision with other robots. The computation of landing points starts with  $P_1$ . For each point  $p_i \in P_1$ , let  $f_i$  be the foot of the perpendicular line from  $p_i$  to  $F$  and  $p_i$  adopts it as its landing point. We denote the set of these landing points by  $F_1 = \{f_i : p_i \in P_1\}$ . Unfortunately, at most two robots in  $P_1$  have the same landing point. To resolve this collision, we make use of the following trick: Let  $f_i = f_j$  for two robots  $p_i, p_j \in P_1$ . Then  $p_i$  and  $p_j$  are in the opposite side regarding  $F$ . Now  $p_i$  ( $p_j$ , respectively) assumes that it rotates its local coordinate system so that the direction of negative  $z$ -axis coincides with the direction of  $f_i$  ( $f_j$ , respectively). Then their clockwise directions, i.e., the rotation from positive  $x$ -axis to positive  $y$ -axis on  $F$  are opposite because their local coordinate systems are right-handed. (See Figure 12.) Function `SelectDestination` changes the landing points of  $p_i$  and  $p_j$  by using this property. Let  $C(f_i)$  be the circle centered at  $f_i$  and contains no point in  $(F \cap P) \cup (F_1 \setminus \{f_i\})$  in its interior and at least one point in  $(F \cap P) \cup (F_1 \setminus \{f_i\})$  on its circumference. Then, let  $C'(f_i)$  be the circle centered at  $f_i$  with radius  $\text{rad}(C(f_i))/4$ . Clearly, such quarter circles for  $p_i \in P_1$  have no intersection unless they have the common foot. Then `SelectDestination` outputs distinct landing points for  $p_i$  and  $p_j$  from  $C'(f_i) = C'(f_j)$ . If  $f_i = f_j \neq b(P)$ , `SelectDestination` outputs their destinations by rotating the intersection of  $C'(f_i) = C'(f_j)$  and the line segment  $\overline{f_i b(P)} = \overline{f_j b(P)}$  clockwise by  $\pi/2$  with the center being  $f_i = f_j$ . (See Figure 13(a).) Thus `SelectDestination` at  $p_i$  and  $p_j$  output different landing points. The obtained landing points are marked so that they will not be selected in the succeeding computation for  $P_2, P_3, \dots, P_m$ .

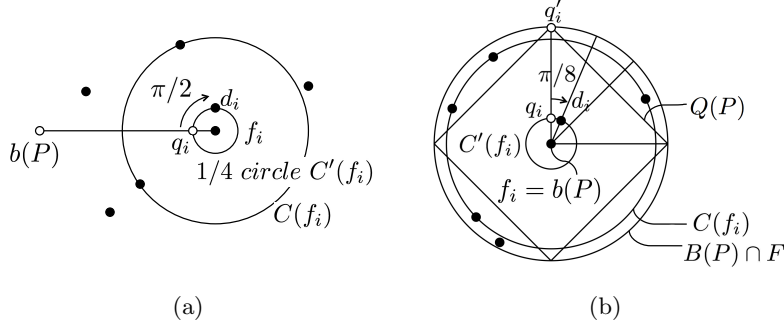
If  $f_i = f_j = b(P)$ , we cannot use the above technique. For  $p_i$ , `SelectDestination` selects a vertex  $q'_i$  of a  $|\gamma(P)|$ -gon  $Q(P)$  on  $F$ , that is defined by rotation axes of  $\gamma(P)$  as we will define later and consider the intersection of  $C'(f_i)$  and line segment  $\overline{b(P)q'_i}$  as  $q_i$ . Then, `SelectDestination` rotates  $q_i$  clockwise by  $(2\pi)/(4|\gamma(P)|)$  with the center being  $b(P)$ . A new landing point for  $q_j$  is obtained in the same way, but even when the same vertex of  $Q(P)$  is selected, the clockwise rotations guarantee that the landing points of  $p_i$  and  $p_j$  are distinct. (See Figure 13(b).)

We formally define  $Q(P)$  as follows: If  $\gamma(P)$  is dihedral, the vertices of  $Q(P)$  are the intersections of the 2-fold axes and the large circle formed by  $B(P)$  and  $F$ .<sup>18</sup> Otherwise,  $\gamma(P)$  is cyclic and let  $P_\ell$  be the subset of  $\gamma(P)$ -decomposition of  $P$  with the largest index such that  $P_\ell$  form a regular

<sup>18</sup> Because  $F$  contains  $b(P)$ , the intersection of  $B(P)$  and  $F$  is a large circle of  $B(P)$ .



**Fig. 12.** When two right-handed robots have opposite  $z$  axes, they do not agree on the clockwise direction.



**Fig. 13.** Trick to avoid a collision of landing points on plane  $F$ . (a) When the original landing point (which may collide with another robot) is  $f_i \neq b(P)$ ,  $r_i$  chooses a point  $d_i$ , which is obtained from  $q_i$  by rotating it clockwise by angle  $\pi/2$  with  $f_i$  being the rotation center. (b) When the original landing point is  $f_i = b(P)$ ,  $r_i$  chooses a point  $d_i$ , which is obtained from  $q_i$  by rotating it clockwise with  $f_i$  being the rotation center by using  $Q(P)$ . The figure shows when  $Q(P)$  is a square.

$\gamma(P)$ -gon. Such  $P_i$  exists from the definition and actually,  $P_\ell$  form a plane parallel to  $F$ . Then  $Q(P)$  is the  $\gamma(P)$ -gon obtained by projecting  $P_\ell$  on  $F$  and expanding it with keeping the center so that it touches the large circle formed by  $B(P)$  and  $F$ . We note that when  $\gamma(P)$  is cyclic, no two robots have the same foot for each subset, but **SelectDestination** uses  $Q(P)$  for robot  $p_i \in P_k$  to avoid a point that is already marked as a landing point of some robot in  $P_1, P_2, \dots, P_{k-1}$ .

The above collision resolution procedure has a small flaw: It does not work correctly when  $\gamma(P) = C_1$  and  $f_i = b(P) \in F \cap P$ . In this case, **SelectDestination** computes a landing point of a robot at a time with avoiding the expected landing points and it selects an arbitrary point on  $C'(f_i)$  as the landing point of  $p_i$ .

Finally, to avoid further collisions all points on  $C'(f_i)$  are considered to be “expected landing points” when  $f_i = b(P)$ , because **SelectDestination** invoked at  $r_k$  and **SelectDestination** invoked at  $r_{k'}$  ( $r_k, r_{k'} \in R$ ) may not output the same landing point for  $p_i$ . Then **SelectDestination** proceeds  $P_2$ . The landing points of  $P_2$  avoid all (expected) landing points of  $P_1$  and collision among  $P_2$  in the same way. During the computation of **SelectDestination**, if the landing point of  $r_i$  is not  $f_i$ , we say  $r_i$ 's landing point is *perturbed*. By computing expected landing points of all robots, **SelectDestination** invoked at each robot outputs its landing point on  $F$ . Finally, robots move to their landing points directly and in any resulting configuration  $P'$ ,  $T_3(P')$  holds.

Lemma 9 shows that the robots occupy distinct positions on  $F$  in any resulting configuration  $P'$  and Lemma 10 shows that the robots do not form a line in  $P'$ . For the simplicity of the proof for Lemma 10, we incorporate the following small improvement to **SelectDestination**: If  $\gamma(P)$  is  $C_k$  ( $k \geq 2$ ) ( $D_\ell$  ( $\ell \geq 2$ ), respectively), each element  $P_i$  of the  $\gamma(P)$ -decomposition of  $P$ ,  $\{P_1, P_2, \dots, P_m\}$  forms one regular  $k$ -gon (or two regular  $\ell$ -gons, respectively) on  $F$ . Consider the case where  $\gamma(P) = C_k$  and we have  $|P_1| = |P_2| = 1$  and  $|P_3| = |P_4| = k$ , i.e.,  $P$  consists of two pyramids. Then, the destinations of  $P_2$  is perturbed because  $b(P)$  is the destinations of  $P_1$ . Suppose

---

**Algorithm 4.3** Landing algorithm for robot  $r_i$ 

---

**Notation**

$P$ : Current configuration observed in  $Z_i$ .  
 $\{P_1, P_2, \dots, P_m\}$ :  $\gamma(P)$ -decomposition of  $P$ .

**Precondition**

$T_1(P) \wedge T_2(P) \wedge \neg T_3(P)$

**Algorithm**

Consider that the local coordinate system is turned so that negative  $z$ -axis points to  $b(P)$ .  
 $F = \text{SelectPlane}(P)$ .  
 $d = \text{SelectDestination}(P, F)$ .  
Move to  $d$ .

---

---

**Algorithm 4.4** Function  $\text{SelectPlane}(P)$ 

---

**Notation**

$P$ : Current configuration observed in  $Z_i$ .  
 $\{P_1, P_2, \dots, P_m\}$ :  $\gamma(P)$ -decomposition of  $P$ .

**Function**

$\text{SelectPlane}(P)$

**If**  $\gamma(P) = C_1$  **then**

Let  $P_1 = \{r^*\}$ .

Let  $F$  be the plane containing  $r^*$ ,  $r^*$ 's meridian robot and  $b(P)$ .

**Endif**

**If**  $\gamma(P) = C_k$  ( $k \geq 2$ ) **then**

Let  $F$  be the plane perpendicular to the single rotation axis and containing  $b(P)$ .

**Endif**

**If**  $\gamma(P) = D_k$  ( $k > 2$ ) **then**

Let  $F$  be the plane perpendicular to the principal axis and containing  $b(P)$ .

**Endif**

**Return**  $F$ .

---

that this perturbed landing point of  $P_2$  is on the foot of the perpendicular line from some robot of  $P_3$ . (See Figure 14(a).) To keep the regular  $k$ -gon of  $P_3$ , we make  $\text{SelectDestination}$  perturb the destinations of all robots of  $P_3$ .  $\text{SelectDestination}$  makes these  $k$ -robots, say  $r_1, r_2, \dots, r_k$  agree on the radius of  $C(f_i)$  and choose a new destination from  $C(f_i)$ . (See Figure 14(b).) We also have such a situation when  $\gamma(P) = D_\ell$  ( $\ell \geq 2$ ). In this case, we consider the elements of the  $\gamma(P)$ -decomposition of  $P$  with size  $|D_k| = 2k$ , thus each of the elements consists of two regular  $k$ -gons one is “above”  $F$  and the other is “under”  $F$ . Then  $\text{SelectDestination}$  keeps these two regular  $k$ -gons in the same way when at least one of the  $2k$  robots have a collision.

**Lemma 9.** *Let  $P$  be a configuration that satisfies  $T_1(P) \wedge T_2(P) \wedge \neg T_3(P)$ . Then the robots execute Algorithm 4.3 in  $P$  and suppose that a configuration  $P'$  yields as a result. Then  $T_3(P')$  holds.*

*Proof.* Let  $\{P_1, P_2, \dots, P_m\}$  be the  $\gamma(P)$ -decomposition of  $P$ . Since  $T_2(P)$  holds,  $\gamma(P)$  is a 2D rotation group and the robots can agree on a common plane  $F$  as we have discussed several times. Indeed,  $\text{SelectPlane}(P)$  returns  $F$ , as one can easily observe. More clearly, let  $\text{SelectPlane}(Z_i(P)) =$

---

**Algorithm 4.5** Function  $\text{SelectDestination}(P, F)$ 

---

**Notation**

$P$ : Current configuration observed in  $Z_i$ .  
 $\{P_1, P_2, \dots, P_m\}$ :  $\gamma(P)$ -decomposition of  $P$ .  
 $Q(P)$ : the regular  $\gamma(P)$ -gon on  $F$  fixed by  $P$ .

**Function****SelectDestination** $(P, F)$ 

Set landing points  $D = P \cap F$ .

**For**  $k = 1$  **to**  $m$

For each  $p_i \in P_k$ , let  $f_i$  be the foot of the perpendicular line.

$F_k = \{f_i : p_i \in P_k\}$ .

**If** there exists  $p_j \in P_k$  that satisfies ( $f_j \in D$ ) or ( $\exists p_{j'} \in P_k : f_j = f_{j'}$ ) **then**

For each  $p_i \in P_k$ , let  $C(f_i)$  be the circle centered at  $f_i$ ,

containing no point in  $D \cup F_k \setminus \{f_i\}$  in its interior

and at least one point in  $D \cup F_k \setminus \{f_i\}$  on its circumference.

(If  $C(f_i)$  is not fixed (i.e.,  $D = \{b(P)\}$ , let  $C(f_i)$  be the circle centered at  $f_i$  with radius  $\text{rad}(B(P))$ .)

Let  $r = \min_{p_i \in P_k} \text{rad}(C(f_i))$ .

For each  $p_i \in P_k$ , let  $C'(f_j)$  be the circle centered at  $f_i$  with radius  $r/4$ .

**If**  $f_j \neq b(P)$  **then**

Let  $q_j$  be the intersection of  $C'(f_j)$  and the line segment  $\overline{f_j b(P)}$ .

Assume  $r_j$ 's negative  $z$  axis points to  $F$ .

Let  $d_j$  be the point on  $C'(f_j)$  obtained by turning  $q_j$  around  $f_j$  by  $\pi/2$  clockwise.

$D'_j = \{d_j\}$ .

**Else** //  $f_j = b(P)$ .

**If**  $\gamma(P) = C_1$  **then** //  $f_j \in D$ .

Select an arbitrary point on  $C'(f_j)$  as  $d_j$ .

$D'_j = C'(f_j)$ .

**Else**

Select an arbitrary vertex  $q'_j$  from  $Q(P)$ .

Let  $q_j$  be the intersection of  $C'(f_j)$  and the line segment  $\overline{q'_j b(P)}$ .

Let  $d_j$  be the point on  $C'(f_j)$  obtained by turning  $q_j$  around  $f_j$  by  $2\pi/4|\gamma(P)|$  clockwise.

$D'_j = C'(f_j)$ .

**Endif**

**Endif**

**Else**  $d_j = f_j$  and  $D'_j = \{d_j\}$ .

**Endif**

**If**  $r_j = r_i$  **then**  $d = d_j$  **Endif**

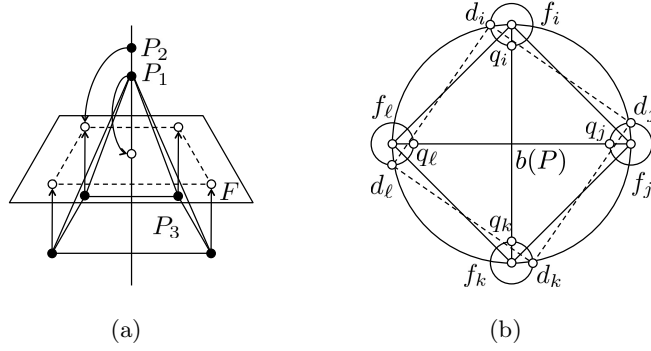
$D = D \cup \bigcup_{p_j \in P_k} D'_j$ .

**Endfor**

**Return**  $d$ .

---





**Fig. 14.** Avoiding a collision with keeping the regular polygon formed by an element of the  $\gamma(P)$ -decomposition of  $P$ .

$F_i$  for any  $r_i \in R$ . Then there is a common plane  $F$  such that  $Z_i(F) = F_i$  for  $i = 1, 2, \dots, n$  because  $F_i$  does not depend on the local coordinate system.

What remains is to show that  $\text{SelectDestination}(Z_i(P), Z_i(F))$  outputs distinct positions for the robots. Let  $p_j$  be the position of  $r_j \in R$ . The robots can agree on the foot  $f_j$  on  $F$  for  $r_j$ . If there are robots with the same foot,  $\text{SelectDestination}$  resolves the collision. We consider the execution of  $\text{SelectPlane}(Z_i(P))$  at  $r_i$ , and show by induction that no robot other than  $r_i$  selects the destination of  $d_i$  computed by  $\text{SelectDestination}(Z_i(P), Z_i(F))$  at  $R_i$  as its destination.

First,  $\text{SelectDestination}(Z_i(P), Z_i(F))$  at  $r_i$  initializes the set of landing points  $D = P \cap F$ . As for  $P_1$ , if  $f_j = f_{j'}$  for  $p_j, p_{j'} \in P_1$ , or  $f_j \in D$ ,  $\text{SelectDestination}$  computes distinct destinations  $d_j$  (and  $d_{j'}$ ) from  $C'(f_j)(=C'(f_{j'}))$  based on the trick shown in Figure 13(a) and 13(b) and it appends these (expected) destinations to  $D$ .

Actually, for  $r_i, r_{i'} \in R$ , the destination of  $p_j$  output by  $\text{SelectDestination}(Z_i(P), Z_i(F))$  at  $r_i$  and that by  $\text{SelectDestination}(Z_{i'}(P), Z_{i'}(F))$  at  $r_{i'}$  are not always identical; for example, if  $f_j = f_{j'} = b(P)$ , the destinations at  $r_j$  and  $r_{j'}$  may be different. However, in such a case,  $r_i$  (and  $r_{i'}$  also) appends  $C'(f_j)$  to  $D$  as expected destinations. Hence, if  $r_i \in P_1$ , its destination  $d_i$  computed at  $r_i$  is always in  $D$  at each robot  $r_{i'} \in R$ .

After the computation of  $P_k$ ,  $\text{SelectDestination}(Z_i(P), Z_i(F))$  computes the destinations of  $P_{k+1}$  ( $k < m$ ). In this phase,  $\text{SelectDestination}(Z_i(P), Z_i(F))$  resolves collisions among the foot of  $r_j \in P_{k+1}$  with avoiding the points in  $D$ , and appends new (expected) destinations to  $D$ . Hence, if  $r_i \in P_1 \cup \dots \cup P_k$ ,  $d_i \in D$  is not selected as a destination of some robot in  $P_{k+1}$ . ■

We conclude Theorem 5 by Lemmas 6, Lemma 7, and Lemma 9. From Theorem 5 and Theorem 6, we show that the robots can form a plane if an initial configuration satisfies the condition of Theorem 1 irrespective of the availability of memory.

We finally show that the robots do not form a line in any terminal configuration of the proposed algorithm as long as they form neither a plane nor a line in an initial configuration. This property is not required by the plane formation problem, however it is useful when we combine other algorithms for robots on 2D-space to the proposed plane formation algorithm for more complex tasks.

**Lemma 10.** *Let  $P(0)$  be an initial configuration and  $P(t)$  be the terminal configuration of the proposed algorithm. Then the robots are not on a line in  $P(t)$ .*

*Proof.* Consider an arbitrary execution of the proposed algorithm  $P(0), P(1), \dots$ . Assume that the robots are on a common line in the terminal configuration  $P(t)$  ( $t > 0$ ) that appears in the execution for the first time.

Because  $P(t)$  is the first terminal configuration, the robots are not on a plane in  $P(t-1)$  and they execute Algorithm 4.3 in  $P(t-1)$  by Lemma 8. We consider the rotation group of  $P(t-1)$ . Let  $F$  be the plane output by `SelectPlane` in  $P(t-1)$ . When  $\gamma(P(t-1))$  is  $C_k$  for  $k \geq 3$ , there exists at least one element of the  $\gamma(P(t-1))$ -decomposition of  $P(t-1)$  that forms a regular  $k$ -gon. From the definition of `SelectDestination`, the destinations of these  $k$  robots form a regular  $k$ -gon on  $F$  and the robots are not on a common line in  $P(t)$ . We have the same case when  $\gamma(P(t-1))$  is  $D_\ell$  for  $\ell \geq 3$  because there exists at least one element of  $\gamma(P(t-1))$ -decomposition of  $P(t-1)$  that form a regular  $2\ell$ -gon on  $F$  or two regular  $\ell$ -gons each of which is parallel to  $F$  (but not on  $F$ ).

Hence the remaining cases are when  $\gamma(P(t-1))$  is  $C_1$ ,  $C_2$ , or  $D_2$ .

**Case A:**  $\gamma(P(t-1)) = C_1$ . Assume that in  $P(t)$ , the robots are on a common line, say  $\ell$  on  $F$ . If no robot has its destination perturbed, then the positions of the robots are on the plane that is perpendicular to  $F$  and whose intersection with  $F$  is  $\ell$ . Hence the plane formation has completed in  $P(t-1)$ , which is a contradiction.

Otherwise, at least one robot has its destination perturbed. Let  $r_i$  be this robot. We denote the foot of the perpendicular line to  $F$  from  $p_i(t-1)$  by  $f_i$ . Hence there exists another robot whose destination is  $f_i$ . Let  $d_i$  be the perturbed destination of  $r_i$ . The destinations of the robots are on the line  $\ell'$  that contains  $f_i$  and  $d_i$ . This means that all robots are on the plane that is perpendicular to  $F$  and whose intersection with  $F$  is  $\ell'$  in  $P(t-1)$ . Assume otherwise that there exists a robot  $r_j$  that is not on this plane in  $P(t-1)$ . Hence the foot  $f_j$  of the perpendicular line to  $F$  from  $r_j$  is not on  $\ell'$  and there exists at least one robot (not necessarily  $r_j$ ) whose destination is  $f_j$ , which is a contradiction. Hence the plane formation has completed in  $P(t-1)$ , which is a contradiction.

**Case B:**  $\gamma(P(t-1)) = C_2$ . Hence the  $\gamma(P(t-1))$  decomposition of  $P(t-1)$  contains at least two 2-sets, otherwise all robots are on the plane containing the principal axis and the line formed by the single 2-set. Because the robots are not on a plane in  $P(t-1)$ , the  $\gamma(P(t-1))$ -decomposition of  $P(t-1)$  contains at least two 2-sets, say  $P_i$  and  $P_j$ , that are not on a common plane. Thus their destinations on  $F$  are distinct and they form a rhombus and the robots are not on one line in  $P(t)$ .

**Case C:**  $\gamma(P(t-1)) = D_2$ . When a robot is on  $F$  in  $P(t-1)$ , then the robot does not move during the transition from  $P(t-1)$  to  $P(t)$ . We consider the robots that are not on  $F$ . Specifically, we consider each element of the  $\gamma(P(t-1))$ -decomposition of  $P(t-1)$  that is not on  $F$ . We have the following three cases.

**Case C(i): There exists at least one element that forms a sphenoid.** In this case, the destinations of the four robots forming the sphenoid form a rectangle on  $F$ , and the robots are not on a common line in  $P(t)$ .

**Case C(ii): There exists at least one element that forms a rectangle.** In this case, the four robots forming the element forms a rectangle that is on a plane containing the principal axis of  $\gamma(P(t-1))$  and one of the secondary axis. Hence, their destinations on  $F$  are perturbed and form a rectangle on  $F$ . Thus the robots are not on a common line in  $P(t)$ .

**Case C(iii): There exists at least one element that is on the principal axis.** In this case, the  $\gamma(P(t-1))$ -decomposition of  $P(t-1)$  contains at least (a) one element forming a sphenoid, (b) one element forming a rectangle, or (b) two elements on the secondary axis (two line elements). In the first two cases, the robots are not on a common line in  $P(t)$  from Case C(i) and C(ii). In the

last case, these two elements form a rhombus on  $F$  and the robots are not on a common line in  $P(t)$ .

Consequently we have the lemma. ■

## 5 Concluding remark

In this paper, we have investigated the plane formation problem for anonymous oblivious FSYNC robots in 3D-space. To analyze it, we have defined the rotation group of a set of points in 3D-space in terms of its rotation group and we present a necessary and sufficient condition for the FSYNC robots to solve the plane formation problem. We show a plane formation algorithm for oblivious FSYNC robots and proved its correctness. We finally address the configuration space of the proposed algorithm. The proposed algorithm is executed in a configuration where the robots are not on a common plane. During any execution, the robots do not reside on a common plane except a terminal configuration. This property is useful when the robots execute some existing algorithm for 2D-space after the proposed plane formation algorithm, because the configuration space of the plane formation algorithm and that of the algorithm for 2D-plane are disjoint. The progress of the composite algorithm is automatically guaranteed.

Another important result is related to the chirality of robots. Our first motivation is to apply existing algorithms for robots in 2D-space when the robots are put in 3D-space. However as we have shown in Section 4.2, when the robots with right-handed  $x$ - $y$ - $z$  local coordinate systems are put on a plane, they may not agree on the clockwise direction on the plane. It highlights the importance of distributed algorithms without assuming chirality for robots on 2D-space.

Since real systems work in a three dimensional space, many natural problems would arise from practical applications. The following is a partial list of open problems arising from the theory side:

1. Understanding of the impact of chirality in the setting of this paper.
2. Understanding of the impact of visibility in the setting of this paper.
3. The general pattern formation problem for three dimensional space.
4. Extensions to SSYNC and ASYNC robots.
5. Extensions to arbitrary  $d$  dimensional space.

## References

1. N. Agmon and D. Peleg, Fault-tolerant gathering algorithms for autonomous mobile robots, *SIAM J. Comput.*, 36, 1, pp.56–82.
2. H. Ando, Y. Oasa, I. Suzuki, and M. Yamashita, Distributed memoryless point convergence algorithm for mobile robots with limited visibility, *IEEE Trans. Robotics and Automation*, 15, 5, pp.818–828, 1999.
3. M.A. Armstrong, Groups and symmetry, Springer-Verlag New York Inc., 1988.
4. Z. Bouzid, M. Gradinariu Potop-Butucaru, and S. Tixeuil, Optimal Byzantine-resilient convergence in uni-dimensional robot networks, *Theor. Comput. Sci.*, 411, pp.3154–3168, 2010.
5. M. Cieliebak, P. Flocchini, G. Prencipe, and N. Santoro, Distributed computing by mobile robots: gathering, *SIAM J. Comput.*, 41, 4, pp.829–879, 2012.
6. R. Cohen and D. Peleg, Convergence properties of the gravitational algorithm in asynchronous robot systems, *SIAM J. Comput.*, 34, pp.1516–1528, 2005.
7. R. Cohen and D. Peleg, Convergence of autonomous mobile robots with inaccurate sensors and movements, *SIAM J. Comput.*, 38, 1, pp.276–302, 2008.
8. H.S.M. Coxeter, Regular polytopes, Dover Publications, 1973.
9. P. Cromwell, Polyhedra, University Press, 1997.

10. S. Das, P. Flocchini, G. Prencipe, N. Santoro, and M. Yamashita, Autonomous mobile robots with lights, *Theor. Comput. Sci.*, 609, pp.171–184, 2016.
11. S. Das, P. Flocchini, N. Santoro, and M. Yamashita, Forming sequence of geometric patterns with oblivious mobile robots, *Distrib. Comput.*, 28, pp.131–145, 2015.
12. E.W. Dijkstra, Self-stabilizing systems in spite of distributed control, *Comm. ACM*, 17, 11, pp.643–644, 1974.
13. A. Efrima and D. Peleg, Distributed algorithms for partitioning a swarm of autonomous mobile robots, *Theor. Comput. Sci.*, 410, pp.1355–1368, 2009.
14. P. Flocchini, G. Prencipe, and N. Santoro, *Distributed Computing by Oblivious Mobile Robots*, Morgan & Claypool, 2012.
15. P. Flocchini, G. Prencipe, N. Santoro, and G. Viglietta, Distributed computing by mobile robots: Solving the uniform circle formation problem, *In Proc. of OPODIS'14*, pp.217–232, 2014.
16. P. Flocchini, G. Prencipe, N. Santoro, and P. Widmayer, Gathering of asynchronous robots with limited visibility, *Theor. Comput. Sci.*, 337, pp.147–168, 2005.
17. P. Flocchini, G. Prencipe, N. Santoro, and P. Widmayer, Arbitrary pattern formation by asynchronous, anonymous, oblivious robots, *Theor. Comput. Sci.*, 407, pp.412–447, 2008.
18. N. Fujinaga, Y. Yamauchi, H. Ono, S. Kijima, and M. Yamashita, Pattern formation by oblivious asynchronous mobile robots, *SIAM J. Comput.*, 44, 3, pp.740–785, 2015.
19. T. Izumi, S. Kamei, and Y. Yamauchi, Approximation algorithms for the set cover formation by oblivious mobile robots, *In Proc. of OPODIS 2014*, pp.233–247, 2014.
20. T. Izumi, S. Souissi, Y. Katayama, N. Inuzuka, X. Défago, K. Wada, and M. Yamashita, The gathering problem for two oblivious robots with unreliable compasses, *SIAM J. Comput.*, 41, 1, pp.26–46, 2012.
21. D. Peleg, Distributed coordination algorithms for mobile robot swarms: New directions and challenges, *In Proc. of IWDC 2005*, pp.1–12, 2005.
22. S. Souissi, X. Défago, and M. Yamashita, Using eventually consistent compasses to gather memory-less mobile robots with limited visibility, *ACM Trans. Autonomous Adaptive Systems*, 4, 1, 9, 2009.
23. I. Suzuki and M. Yamashita, Distributed anonymous mobile robots: Formation of geometric patterns, *SIAM J. Comput.*, 28, 4, pp.1347–1363, 1999.
24. M. Yamashita and T. Kameda, Computing on anonymous networks: Part I-Characterizing the solvable cases, *IEEE Trans. Parallel Distrib. Syst.*, 7, 1, pp.69–89, 1996.
25. M. Yamashita and I. Suzuki, Characterizing geometric patterns formable by oblivious anonymous mobile robots, *Theor. Comput. Sci.*, 411, pp.2433–2453, 2010.
26. Y. Yamauchi and M. Yamashita, Pattern formation by mobile robots with limited visibility, *In Proc. of SIROCCO 2013*, pp.201–212, 2013.
27. Y. Yamauchi and M. Yamashita, Randomized pattern formation algorithm for asynchronous oblivious mobile robots, *In Proc. of DISC 2014*, pp.137–151, 2014.

## A Property of rotation groups

**Property 1.** *Let  $P \in \mathcal{P}_n^3$  be a set of points. If  $D_2$  acts on  $P$  and we cannot distinguish the principal axis of (an arbitrary embedding of)  $D_2$ , then  $\gamma(P) \succ D_2$ .*

*Proof.* Without loss of generality, we can assume that  $x$ - $y$ - $z$  axes of the global coordinate system  $Z_0$  are the 2-fold axes of  $D_2$ .<sup>19</sup> We define the octant according to  $Z_0$  as shown in Figure 15(a) and Table 3.

**Table 3.** Definition of octant

Number	$x$	$y$	$z$
1	+	+	+
2	-	+	+
3	-	-	+
4	+	-	+
5	+	+	-
6	-	+	-
7	-	-	-
8	+	-	-

We consider the positions of points of  $P$  in the first octant, which defines the positions of points of  $P$  in the third, sixth, and the eighth octant by the rotations of  $D_2$ . The discussion also holds symmetrically in the second octant, that determines the positions of points in the fourth, fifth, and seventh octant.

We focus on a point  $p \in P$  and depending on the position of  $p$ , we have the following five cases.

- $p$  is on the  $x$ -axis (thus, the discussion follows for  $y$ -axis and  $z$ -axis, respectively).
- $p$  is on the  $x$ - $y$  plane (thus, the discussion follows for  $y$ - $z$  plane and  $z$ - $x$  plane, respectively).
- $p$  is on the line  $x = y = z$ .
- other cases.

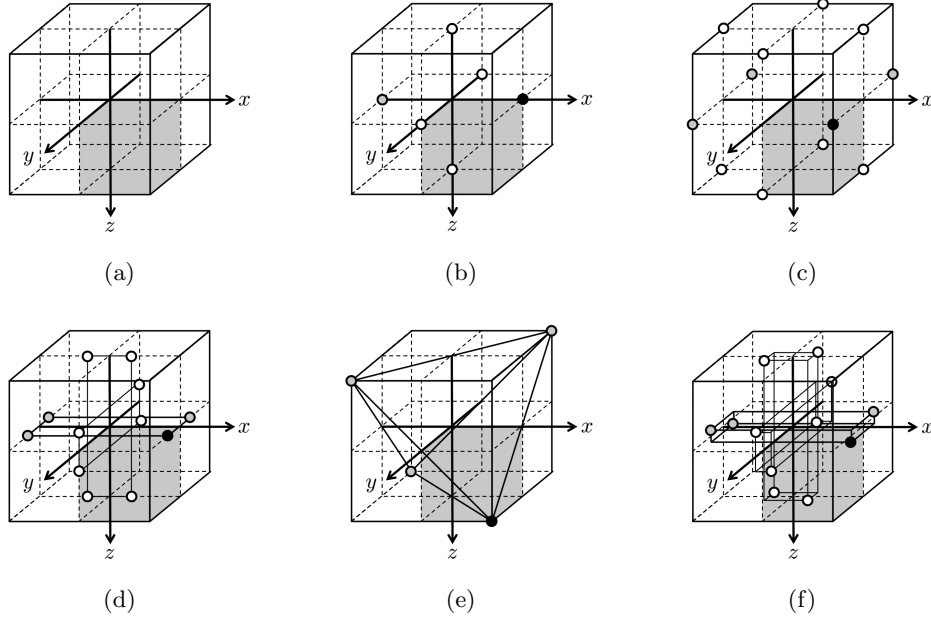
We will show that in any of the four cases, if we cannot recognize the principal axis, then we can rotate  $P$  around the four 3-fold axis  $x = y = z$ ,  $-x = y = z$ ,  $-x = -y = z$ , and  $x = -y = z$ .

**Case A:** When  $p \in P$  is on the  $x$ -axis. Because  $\gamma(P) = D_2$ , we have a corresponding point on the negative  $x$ -axis (Figure 15(b)). This allows us to recognize the  $x$ -axis from the  $y$ -axis and  $z$ -axis, hence  $P$  should have corresponding points on  $y$ -axis and  $z$ -axis. In this case, we can rotate the corresponding six points around the four 3-fold axes.

**Case B:** When  $p \in P$  is on the  $x$ - $y$  plane. First consider the case where a point  $p \in P$  is on the line  $x = y$ . Because  $\gamma(P) = D_2$ , we have four corresponding points on the  $x$ - $y$  plane that forms a square (Figure 15(c)). This allows us to recognize the  $z$ -axis from the other two axes, hence  $y$ - $z$  plane and  $z$ - $x$  plane also have the corresponding squares. Hence, the twelve points form a cuboctahedron, and we can rotate them around the four 3-fold axes.

When  $p$  is not on the line  $x = y$ , because  $\gamma(P) = D_2$ , we have four corresponding points on the  $x$ - $y$  plane that forms a rectangle (Figure 15(d)). This allows us to recognize the principal axis.

<sup>19</sup> There exists a translation consisting of rotation and translation that overlaps the 2-fold axis of  $\gamma(P)$  to the three axes.



**Fig. 15.** Position of a point of  $P$  in the first octant, and the corresponding points generated by the  $D_2$ . The first octant is shown in the gray box in (a). The black circle is a point of  $P$ , and the gray circles are the points generated by  $D_2$ . The white circles are generated so that none of the three rotation axes is recognized.

In the same way as the above case, there are two rectangles on the  $y$ - $z$  plane and  $z$ - $x$  plane. The obtained polyhedron consists of 12 vertices and we can rotate it around the four 3-fold axes.

**Case C:** When  $p \in P$  is on the line  $x = y = z$ .

Because  $\gamma(P) = D_2$ , we have four corresponding points in the third, sixth, and the eighth octant, that forms a regular tetrahedron (Figure 15(e)). In this case, we can rotate the corresponding four points around the four 3-fold axes.

**Case D:** Other cases.

For a point  $p \in P$  in the first octant, because  $\gamma(P) = D_2$ , we have corresponding four points in the third, sixth, and the eighth octant, that forms a sphenoid (Figure 15(f)). This allows us to recognize the  $z$ -axis from the others, hence  $y$ -axis and  $x$ -axis also have the corresponding sphenoids. The obtained polyhedron consists of 12 vertices and we can rotate it around the four 3-fold axes.

Consequently when  $D_2$  acts on  $P$  but we cannot recognize the principal axis, we can rotate  $P$  around the four 3-fold axes. Thus  $\gamma(P) \succeq T$ . ■

Clearly, Property 1 holds for the robots since the above discussion does not depend on the local coordinate systems.