

Extortion outperforms generosity in iterated Prisoners' Dilemma

Bin Xu^{1,2}, Yanran Zhou^{2,3}, Jaimie W. Lien^{4,5}, Jie Zheng⁵, Zhijian Wang²

1 College of Economics, Zhejiang Gongshang University, Hangzhou 310018, China

2 Experimental Social Science Laboratory, Zhejiang University, Hangzhou 310058, China

3 College of Economics, Zhejiang University, Hangzhou 310058, China

4 Department of Decision Sciences and Managerial Economics, The Chinese University of Hong Kong, Hong Kong, China

5 School of Economics and Management, Tsinghua University, Beijing 100084, China

Abstract

Promoting cooperation is an intellectual challenge in the social sciences, for which the iterated Prisoners' Dilemma (IPD) is a fundamental framework. The traditional view that there exists no simple ultimatum strategy whereby one player can unilaterally control the share of the surplus has been challenged by a new class of zero-determinant (ZD) strategies raised by Press and Dyson. In particular, the extortionate strategies can subdue the opponent and obtain higher scores. However, no empirical evidence has yet been found to support this theoretical finding. In a long-run laboratory experiment of the iterated Prisoners' Dilemma pairing each human subject with a computer co-player, we demonstrate that the extortionate strategy indeed outperforms the generous strategy against human subjects. Our results show that the extortionate strategy achieves higher scores than the generous strategy, the extortionate strategy promotes the cooperation rate to a similar level as the generous strategy does, and the human subjects' cooperation rates in both the extortionate and generous treatments are increasing over time. While our results imply that the human subjects cared about their earnings as well as fairness or reciprocity, we do observe that subjects learned to become increasingly cooperative over time to increase their own monetary payoffs. Our experiments provide the first laboratory evidence in support of the Press-Dyson theory.

keywords:

iterated prisoners' dilemma; zero-determinant strategy, evolution of cooperation, evolutionary advantage, game theory

abbreviations:

IPD, iterated prisoners' dilemma; ZD, zero-determinant; ES, extortionate strategy; GS, generous strategy

Significance Statement

(1) The ZD strategies successfully unilaterally enforced a linear relationship between human players' scores and the scores of the computer players playing the ZD strategies, as predicted by Press and Dyson. (2) The extortionate ZD strategists obtained significantly higher scores than the generous ZD strategists. Half of the extortionate ZD strategists even got scores higher than those resulting from mutual cooperation. (3) The human subjects' cooperation rate against the extortionate ZD strategy is as high as that against the generous ZD strategy. Moreover, the human subjects' cooperation rates increase over time in both treatments. (4) Although human subjects display some degree of conditionally cooperative behaviors, most of them are evolutionary and gradually accede to the extortion in the long run. Consequently, the extortionate ZD strategy outperforms the generous ZD strategy in the long run.

1 Introduction

Promoting cooperation under adverse short-term individual incentives is an important social challenge, and the iterated Prisoners' Dilemma (IPD) has been widely studied as the game theoretic framework representing this issue [1–7]. In a one-shot two-person prisoners' dilemma, there are two pure strategies: cooperate (C) and defect (D). Each player receives R if they mutually cooperate; each player receives P if they mutually defect; if one player cooperates and the other defects, the defector receives T and the cooperator receives S , where $T > R > P > S$ guarantees that in this game the commonly used solution concept Nash equilibrium, is mutual defection, while $2R > T + S$ implies that mutual cooperation is actually the socially best outcome.

Since the computerized tournaments conducted by Axelrod [3, 4], kindness and fairness appeared to yield the best chance to promote and sustain cooperation. A substantial number of studies suggest that reciprocity makes mutual cooperation feasible [8–13], and is a favorable strategy in an evolutionary setting [14–17].

Surprisingly, Press and Dyson recently discovered a class of so-called zero-determinant (ZD) strategies which allow a player to unilaterally enforce a linear relationship between his score and that of his opponent [18]. In particular, a subclass of ZD strategies, namely the extortionate strategies, have the potential to guarantee that the extortioner's own surplus exceeds the opponent's surplus by a fixed percentage, by making it optimal for the opponent to cooperate. This means that it is possible to maintain cooperation and pursue self-interest at same time. In addition, an extortioner can earn a score exceeding that from constant mutual cooperation. This new finding by Press and Dyson has also stimulated many researchers to further investigate the performance of ZD strategies in various situations [19–25]. The key insight of the Press-Dyson theory remains that, if a human being's behavior is developed in an evolutionary manner, he will tend to become more cooperative over time, and if so, the ZD strategist will achieve her maximum possible score by exploiting this cooperative tendency of her opponent [18].

In spite of these significant developments in the literature, the empirical verification of the theory is rather nontrivial. Up to now, there is only one published study which tests the Press-Dyson theory in a laboratory experiment environment. Hilbe et al [23] provided experimental evidence on performances of different ZD strategies played by computers against human subjects. They specified the ZD strategists to play the extortionate strategy or the generous strategy against human subjects in the context of IPD, in which the extortioner is predicted to earn a higher score based on the Press and Dyson's theory. They find that extortion subdues human players, although generosity turns out to be the more profitable strategy, and furthermore, that the cooperation rate of human co-players against extortionate ZD strategies is only half of that against generous ZD strategies. In other words, generosity appears to be the winning strategy after all. The experimental results by Hilbe et al [23] thus appear to refute the Press-Dyson theory, and has inspired other studies [26]. This apparent inconsistency between theory and experimental results calls for a closer examination of the discrepancy [27].

It is worth noting that in the experiment by Hilbe et al [23], it was not made known to the human subjects that they were actually playing against a strategy executed by a computer program. Due to this feature of their experimental design, it is arguable that effects of two factors, the ZD strategies themselves and the nature of the other player, cannot be well-distinguished in their results. In the real world, a strategy can be executed by a human individual, but can also be executed by a non-human mechanism. For example, a ZD strategist can be understood as an institution which has its own regularities in generosity or extortion when interacting with human beings. In the view of Darwinism, institutions are competitive and the winning institution (ZD strategist) will be selected based on the performance. To begin to test the theory cleanly, we should explore the performance of the strategy independently of potentially more complicated social influences such as human players' attitudes and intentions towards other human players. In other words, which ZD strategy performs better when playing against human subjects who know that they are facing interaction with a "strategized" computer instead of a human being.

Another factor that might have led to the inconsistency between the Press-Dyson theory and the experimental result by Hilbe et al [23], could be insufficient learning opportunities for the human subjects in their experimental design. As is known, ZD strategies are complicated. A ZD strategy is described by the probabilities of cooperation given the four possible outcomes of the previous round: $p = (p_1, p_2, p_3, p_4)$, where $p_i, i \in (1, 2, 3, 4)$ is the probability of cooperation given the previous outcome CC, CD, DC and DD, respectively. It is well understood that a strategy involving uncertainty (and stochastic actions) takes longer time to reveal itself than a pure strategy. The 60-round sessions implemented in the experiments by Hilbe et al [23], may not be long enough for people to learn the details of a ZD strategy. Lengthier sessions which can accommodate learning are often more ideal when subjects are facing probabilistic environments [28–34].

In order to test the true performance of the ZD strategies, we conducted a laboratory experiment of iterated Prisoners’ Dilemma, which provided the human subjects with a rich learning experience over the course of 500 rounds, and made it clearly known to the subjects that they are playing against a strategized computer. Our results show that the extortionate ZD strategy indeed outperforms the generous ZD strategy. To the best of our knowledge, this is the first experimental evidence which supports the predictions of the Press-Dyson theory.

2 Experiment and Results

For comparison of performance of different ZD strategies, we designed a laboratory experiment, in which, every human player faced a fixed ZD strategy implemented by a computer program for 500 rounds. Every human player was informed that the opponent will be a computer program.

The payoff matrix used in our experiment is shown in Fig 1 which is the same as in Refs [18,23]. Both players receive 3 if they mutually cooperate, both players receive 1 if they mutually defect, the defector receives 5 and the cooperator receives 0 if one player cooperates and the other defects.

	C	D
C	3 3	0 5
D	5 0	1 1

Figure 1. Payoff matrix. If both players cooperate (C), each player receives 3, if one cooperates and one defects (D), cooperator receives 0 and defector receives 5, if both defect, each player receives 1.

We employed two treatments, extortionate ZD strategy (ES) and generous ZD strategy (GS). Table 1 summarizes the experimental design. For ES, the four conditional cooperation probabilities are $(p_1, p_2, p_3, p_4) = (0.692, 0.000, 0.538, 0.000)$, and for GS the probabilities are $(p_1, p_2, p_3, p_4) = (1.000, 0.182, 1.000, 0.364)$. In addition, ES defects in the first round and GS cooperates in the first round. These are the same as the strong extortionate ZD strategy and strong generous ZD strategy in Hilbe et al [23], respectively.

Altogether 64 graduate and undergraduate students participated in the experiment with each treatment consisting of 32 participants. For further details on the implementation of the experiment, see the **Materials and Methods** section.

Table 1. Experimental design

Treatment	Number of human co-players	p_0	p_1	p_2	p_3	p_4	slope (s)
E	32	0.000	0.692	0.000	0.538	0.000	1/3
G	32	1.000	1.000	0.182	1.000	0.364	1/3

E, extortion; G, generosity.

ZD strategies are defined by five probabilities: p_0 , the probability to cooperate in the first round, p_1, p_2, p_3, p_4 the four conditional cooperation probabilities given the previous round’s outcome CC, CD, DC, and DD, respectively, from the ZD strategist’s view. Extortionate strategies do not cooperate in the first round, and they never cooperate after mutual defection. Generous strategies, on the other hand, cooperate in the first round and they always cooperate after mutual cooperation. The parameter s determines the slope of the predicted payoff relationship: a slope of $s = 1/3$ implies that for each additional point that the ZD strategist earns, the human co-player’s additional payoff is $1/3$.

Table 2. Summary of the experimental results

Treatment	number of player	Scores per round				Cooperation rate			
		Human		ZD strategist		Human		ZD strategist	
		<i>mean</i>	<i>s.d.</i>	<i>mean</i>	<i>s.d.</i>	<i>mean</i>	<i>s.d.</i>	<i>mean</i>	<i>s.d.</i>
ES	32	1.703	0.200	2.943	0.511	0.684	0.198	0.436	0.137
GS	32	2.746	0.260	2.263	0.788	0.645	0.349	0.741	0.245

2.1 Comparison of the score performance of two ZD strategies

Table 2 exhibits the overview of the experimental results and Figure 2 shows the resulting average scores over all 500 rounds of the game for each of the two treatments. On average, the extortioners earn 2.943 ± 0.511 (mean \pm s.d.) scores per round and generous strategists earn 2.263 ± 0.788 (mean \pm s.d.) scores per round. Extortionate strategists earn significantly higher scores than the generous counterparts (Mann-Whitney test, $n_E = n_G = 32$, $z = 4.196$, $p < 0.000$). The average scores for extortionate strategists are 30% higher than generous strategists. Furthermore, half of the extortioners even earned scores higher than 3 per round, which is the score associated with constant mutual cooperation. On the contrary, no generous strategist earned scores exceeding 3. This result matched the theoretical prediction of ZD strategies [18] well. For further details, see **SI**.

2.2 Comparison of the effectiveness of promoting cooperation between two ZD strategies

Table 2 also displays the overall cooperation rates. On average, the cooperation rate of human co-players is 0.684 ± 0.198 (mean \pm s.d.) in ES treatment and 0.645 ± 0.349 (mean \pm s.d.) in GE treatment. There is no significant difference between the two treatments (Mann-Whitney test, $n_E = n_G = 32$, $z = 0.537$, $p = 0.591$).

In accordance with the similarity in cooperation rates, the two ZD strategies also generate similar dynamical patterns. Figure 3 shows the dynamical cooperation rate of human subjects for each treatment. The cooperation rate in each treatment starts from a relatively lower point then follows an increasing path. For the ES treatment, compared with the cooperation rate 0.563 ± 0.221 (mean \pm s.d.) in the first 100 rounds, the cooperation rate 0.757 ± 0.220 (mean \pm s.d.) in the last 100 rounds is significantly higher (Wilcoxon signed-rank test, $n = 32$, $z = 4.207$, $p < 0.000$). For the GS treatment, compared with the

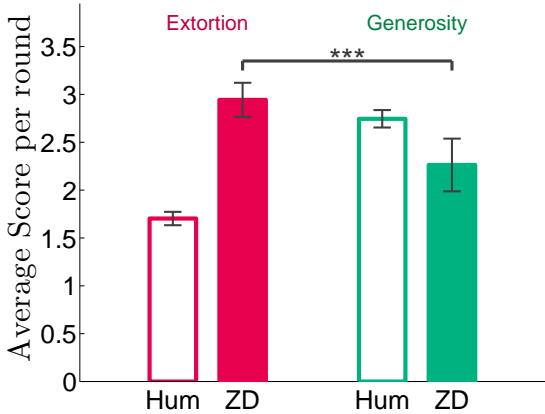


Figure 2. Average scores across the two treatments for human subjects and the ZD strategies. The scores for the extortionate strategy (red filled bar) are higher than the generous strategy (green filled bar). Three grey stars indicate significance at the level $\alpha = 0.001$ (Mann-Whitney test, $n_E = n_G = 32$). In terms of average scores, while the extortioners stay ahead of their human co-players (red empty bar), the generous strategists are left behind their human opponents (green empty bar). The error bars indicate the standard errors.

cooperation rate 0.513 ± 0.327 (mean \pm s.d.) in the first 100 rounds, the cooperation rate 0.716 ± 0.386 (mean \pm s.d.) in the last 100 rounds is also significantly higher (Wilcoxon signed-rank test, $n = 32$, $z = 3.314$, $p < 0.000$).

Our results suggest that the effectiveness of promoting cooperative behaviors is similar between the extortionate strategy and the generous strategy. These results strongly support the theoretical prediction of ZD strategies [18]. A theoretical explanation for the increasing trend in the cooperation rate is provided in SI.

2.3 The score relationship between ZD strategies and human players

Table 2 exhibits the average scores per round for both human subjects and computer programs, and Figure 2 illustrates the results. The extortioners earn higher scores than their human co-players (Wilcoxon matched-pairs signed-rank test, $n_E = n_{human} = 32$, $z = 4.937$, $p < 0.000$). On the contrary, the generous ZD strategists earn lower scores than their human co-players (Wilcoxon matched-pairs signed-rank test, $n_G = n_{human} = 32$, $z = 4.910$, $p < 0.000$). In addition, the relationship of the scores between ZD strategists and human co-players follows the linear relationship prediction, as shown in Figure 4. These results suggest that ZD strategies can indeed unilaterally enforce a linear relationship between human players' scores and their own scores. These results are consistent with the theoretical prediction of the ZD strategies (for more details, see SI).

3 Discussion

Our long-run experiment showed that the extortionate strategy outperformed the generous strategy significantly. The extortionate strategy earned higher scores than the generous strategy while promoting the human co-player's cooperative behavior at the same level of effectiveness. We also found that the

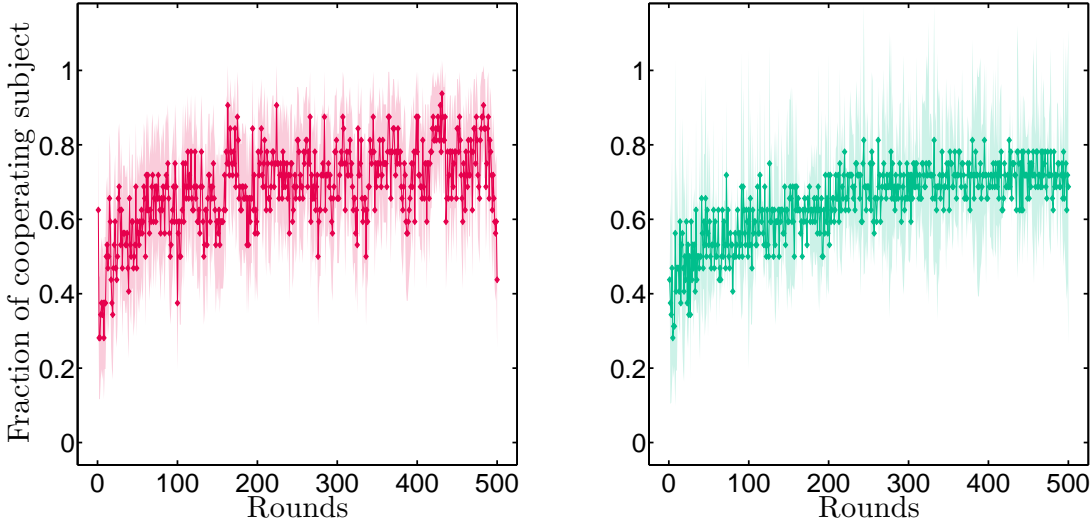


Figure 3. Human cooperation rates over the course of the game. The graph shows the fraction of cooperating human subjects for each round for ES treatment (left) and GS treatment (right). Dots represent the average human cooperation rate at a round within a treatment, with the shaded areas depicting the 95% confidence interval. The rising trends of cooperation behaviour appear in both treatments (Spearman’s rank correlation, for ES, $n = 500$, $\rho = 0.556$, $p < 0.000$; for GS, $n = 500$, $\rho = 0.757$, $p < 0.000$).

ZD strategies was successful in unilaterally enforcing a linear relationship between human players’ scores and their own scores. These findings confirm the ZD theory [18] precisely. In particular, half of the extortionate strategists earned scores higher than 3 per round on average, indicating that the extortionate strategist can in fact earn higher payoffs compared to the case of constant mutual cooperation.

Our results are quite different from the previous experimental investigation of Hilbe et al [23]. In their experiment, the generous strategies earned higher scores than the extortionate strategies, the human coplayers’ cooperation rate in the extortion treatment is only half of that in the generosity treatment, and the rising trend in the cooperation rate appears only in the generosity treatments. Based on the differences between our results and theirs, we provided evidence to support the ZD theory while their results appeared to raise questions about the theory’s empirical validity.

As mentioned above, our experimental design has two key different features from the previous investigation [23]. First, we informed subjects that they are playing against a computer while the same information was not provided to the subjects in the previous investigation. Second, we provided 500 rounds of play while the previous study provided 60 rounds of play. Human subjects may need lengthy periods of time in order to understand the decision problem or strategic issue they face (see Chapter 1 in [35]).

As the previous investigation did not make the nature of the opponent (being a computer or a human being) apparent to human subjects [23], the authors fully ascribed the inconsistency between the theoretical predictions and the experimental results to a preference for conditional cooperation [36–38] or fairness [39–41]. Existing literature has found that human individuals in general show and acquire a stronger sense of fairness when they are playing against other human individuals compared to playing against computer programs [42, 43]. Hilbe et al show that people cooperate more when the opponent cooperated in the previous round [23]. Human subjects in their study would defect when they played

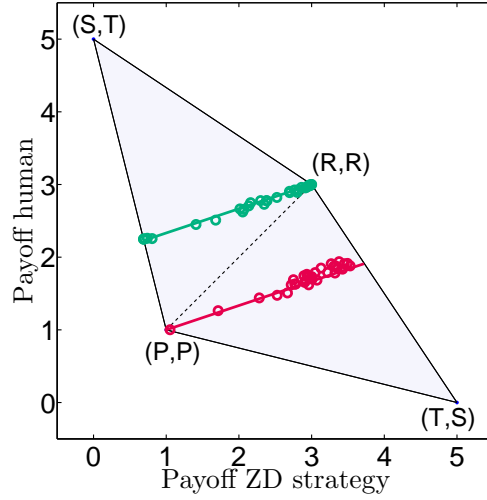


Figure 4. Theoretical prediction for the expected scores and experimental performance. The grey-shaded area depicts the space of possible scores for the ZD strategy implemented by the computer programme (x axis) and the human co-player (y axis). The red (green) line corresponds to the theoretical prediction for the expected scores of extortion (generosity), respectively, and the open red (green) circles indicate the outcome of the ES (GS) treatment, respectively. Each cycle indicates a pair of a ZD strategy and a human player.

against the extortionate strategies, because the extortioner often defected. We also found the propensity of conditional cooperation in our experiment where the human subjects knew for sure that they faced a computer program. Human subjects' cooperation rates were higher if the ZD strategists cooperated in the previous round than otherwise. On average, human cooperation rates were 78.45% if the extortionate strategist cooperated in the previous round, and 60.83% otherwise, and 66.49% if the generous strategist cooperated in the previous round, and 41.20% otherwise. However, in our experiment, we noticed that even if the opponent defected in the previous round, the cooperation rates were still high, especially in the ES treatment. This cannot be explained by conditional cooperation. The requirement for the human co-player to earn high scores is precisely to cooperate unconditionally.

We also observed that the increasing cooperation trend lasted for half of the 500 rounds in both treatments. It involves a learning process for the human subjects to realize that cooperation is beneficial. In the experiment, a human subject might have found that, for each of the four possible previous outcomes CC, CD, DC and DD, she/he had two choices C and D, then she/he could try to figure out in total eight conditional scores. Theoretically, the results are shown in Table 3, given that a ZD strategist has a unique conditional strategy p_1, p_2, p_3, p_4 . For human subjects, if any of the possible outcomes in the previous outcome are considered, strategy D forever dominates strategy C in both treatments. This might be the reason that the cooperation rates during early stages are relatively lower. However, as time goes on, an intelligent and careful player would find that the lowest scores in the first two conditions are higher than the highest scores in the second two conditions in both treatments (a theoretical analysis will be provided in **SI**), and the right choice is C. Thus, the cooperation rates followed a gradually increasing process. The result also indicates that one may not be able to find evidence to support the ZD theory [18] if the number of rounds of play is not sufficiently large.

In economics, a rational agent is assumed to maximize her/his own benefit, and the ZD strategies have the feature of ensuring that the opponent's best response is to fully cooperate. While our results suggest that the human subjects cared about their earnings as well as fairness or reciprocity, we do observe that

Table 3. Human’s expected scores of conditional strategies.

Treatment	Strategy	CC	CD	DC	DD
		p_1	p_3	p_2	p_4
ES	C	2.076	1.614	0.000	0.000
	D	3.768	3.152	1.000	1.000
GS	C	3.000	3.000	0.546	1.092
	D	5.000	5.000	1.728	2.456

CC, CD, DC and DD are the previous outcomes from the human subject’s view. For the details of the calculation, see SI.

subjects learned to become increasingly cooperative over time to increase their own monetary payoffs. Evolution has an essential impact on both human subjects and the ZD strategist. As predicted by Press-Dyson theory, in our laboratory experiments we have observed human behavior evolving towards full cooperation, while the extortionate strategy outperforms generosity and wins by social selection.

4 Materials and Methods

4.1 Data source and Experimental setting

The data we used here come from our laboratory experiments which were conducted at The Experimental Social Science Laboratory of Zhejiang University, on 19 and 21 November 2014. A total of 64 undergraduate and graduate students from various disciplines were recruited to participate in the experiment with each of them only participating once. In total, we collected 64000 observations of individual decision making, consisting of choices of human subjects and ZD strategies implemented by computer programs.

There were two treatments in total, one was extortionate ZD strategy (ES) and the other was generous ZD strategy (GS). For each treatment, there were 32 participants with half of them being male and the other half being female. Each experimental session consisted of 4 pairs of human players and computers, and in total there were 16 sessions in the set of experiments. On average, each session lasted for 1 hour. During the experiment, the player earned scores according to the payoff matrix (see Figure 1) and their choices. After the experiment, the sum of scores were converted to cash according to an exchange rate and paid to the subjects. The average earning is about 50 Yuan RMB including the 5 Yuan show-up fee.

Before the formal experiment, the subjects practiced with a matching pennies game against a computer to get acquainted with the laboratory setting. They were then assigned a set of materials including an instruction manual (see SI), an informed consent form and a recording chart for their use, and they played the game in a small isolated room with a computer. Oral instructions were also given. They made decisions by clicking the option C or D on the screen. The software for the experiment was designed by the authors. No communication was allowed, and the subjects were asked to put their mobile phones in mute and sealed in an envelope until the end of the session. Considering the complexity of the ZD strategies, we provided human subjects with paper and pen to record their decision choices and scores round by round. The human subjects were told that they would play a game with a fixed computer program for more than 500 rounds, and after the 500th round, the game will end after each round with a probability of 0.1. This setting allows us to get 500 rounds data for each subject while avoiding end-of-game effects [44].

4.2 Statistical methods

Throughout the paper, we use two-tailed non-parametric tests for our statistical analysis. With each iterated game between a human co-player and the computer as our statistical unit, we have 32 independent observations for each of the two treatments and each of two players (a computer and a human player). Specifically, we used Mann-Whitney test for the comparison between treatments, Wilcoxon signed-rank test for the comparison within a treatment. In addition, we use Spearman's rank correlation test for trend test.

Acknowledgments

We thank Anping Sun for excellent assistance. This work was partially supported by the Fundamental Research Funds for the Central Universities (SSEYI2014Z), and partially supported by the Philosophy and Social Sciences Planning Project of Zhejiang Province (13NDJC095YB).

References

1. Rapoport A (1965) Prisoner's dilemma: A study in conflict and cooperation, volume 165. University of Michigan Press.
2. Trivers RL (1971) The evolution of reciprocal altruism. *Quarterly review of biology* 46: 35–57.
3. Axelrod R, Hamilton WD (1981) The evolution of cooperation. *Science* 211: 1390–1396.
4. Axelrod RM (1984) The evolution of cooperation. Basic books.
5. Fudenberg D, Maskin E (1986) The folk theorem in repeated games with discounting or with incomplete information. *Econometrica* 54: 533–554.
6. Boyd R, Lorberbaum JP (1987) No pure strategy is evolutionarily stable in the repeated prisoner's dilemma game. *Nature* 327: 58–59.
7. Kendall G, Yao X, Chong SY (2007) *The Iterated Prisoners' Dilemma: 20 Years on*. World Scientific Publishing Co., Inc.
8. Friedman JW (1971) A non-cooperative equilibrium for supergames. *The Review of Economic Studies* 38: 1–12.
9. Binmore KG, Samuelson L (1992) Evolutionary stability in repeated games played by finite automata. *Journal of Economic Theory* 57: 278 - 305.
10. Nowak M, Sigmund K, et al. (1993) A strategy of win-stay, lose-shift that outperforms tit-for-tat in the prisoner's dilemma game. *Nature* 364: 56–58.
11. Wedekind C, Milinski M (1996) Human cooperation in the simultaneous and the alternating prisoner's dilemma: Pavlov versus generous tit-for-tat. *Proceedings of the National Academy of Sciences* 93: 2686-2689.
12. Duffy J, Ochs J (2009) Cooperative behavior and the frequency of social interaction. *Games and Economic Behavior* 66: 785 - 812.
13. Bó PD, Fréchette GR (2011) The evolution of cooperation in infinitely repeated games: Experimental evidence. *The American Economic Review* 101: 411–429.

14. Molander P (1985) The optimal level of generosity in a selfish, uncertain environment. *Journal of Conflict Resolution* 29: 611–618.
15. Nowak MA, Sigmund K (1992) Tit for tat in heterogeneous populations. *Nature* 355: 250–253.
16. Stephens DW, McLinn CM, Stevens JR (2002) Discounting and reciprocity in an iterated prisoner's dilemma. *Science* 298: 2216–2218.
17. Nowak MA, Sasaki A, Taylor C, Fudenberg D (2004) Emergence of cooperation and evolutionary stability in finite populations. *Nature* 428: 646–650.
18. Press WH, Dyson FJ (2012) Iterated prisoner's dilemma contains strategies that dominate any evolutionary opponent. *Proceedings of the National Academy of Sciences* 109: 10409–10413.
19. Stewart AJ, Plotkin JB (2012) Extortion and cooperation in the prisoners dilemma. *Proceedings of the National Academy of Sciences* 109: 10134–10135.
20. Hilbe C, Nowak MA, Sigmund K (2013) Evolution of extortion in iterated prisoners dilemma games. *Proceedings of the National Academy of Sciences* 110: 6913–6918.
21. Stewart AJ, Plotkin JB (2013) From extortion to generosity, evolution in the iterated prisoners dilemma. *Proceedings of the National Academy of Sciences* 110: 15348–15353.
22. Stewart AJ, Plotkin JB (2014) Collapse of cooperation in evolving games. *Proceedings of the National Academy of Sciences* 111: 17558–17563.
23. Hilbe C, Röhl T, Milinski M (2014) Extortion subdues human players but is finally punished in the prisoner's dilemma. *Nature communications* 5: 3976.
24. Hilbe C, Wu B, Traulsen A, Nowak MA (2014) Cooperation and control in multiplayer social dilemmas. *Proceedings of the National Academy of Sciences* 111: 16425–16430.
25. Chen J, Zinger A (2014) The robustness of zero-determinant strategies in iterated prisoner's dilemma games. *Journal of Theoretical Biology* 357: 46 - 54.
26. Bruggeman J (2015) Deceit and self-deception. In: *Sociological Forum*. Wiley Online Library, volume 30, pp. 243–248.
27. Levine DK, Zheng J (2015) The Relationship between Economic Theory and Experiments, Ch.2, pp. 43–57, *Handbook of Experimental Economic Methodology*, ed. Guillaume Frechette and Andrew Schotter. Oxford University Press.
28. Selten R, Chmura T (2008) Stationary concepts for experimental 2×2 -games. *The American Economic Review* 98: 938–966.
29. Crawford VP (1995) Adaptive dynamics in coordination games. *Econometrica* 63: 103–143.
30. Fudenberg D, Levine DK (1993) Steady state learning and nash equilibrium. *Econometrica* 61: 547–573.
31. Fudenberg D, Levine DK (1998) *The Theory of Learning in Games*. The MIT Press.
32. Erev I, Roth AE, Slonim RL, Barron G (2007) Learning and equilibrium as useful approximations: Accuracy of prediction on randomly selected constant sum games. *Economic Theory* 33: 29–51.

33. Xu B, Zhou HJ, Wang Z (2013) Cycle frequency in standard rock–paper–scissors games: Evidence from experimental economics. *Physica A: Statistical Mechanics and its Applications* 392: 4997–5005.
34. Wang Z, Xu B, Zhou HJ (2014) Social cycling and conditional responses in the rock-paper-scissors game. *Scientific reports* 4: 5830.
35. Camerer C (2003) *Behavioral game theory: Experiments in strategic interaction*. Princeton University Press.
36. Fischbacher U, Gächter S, Fehr E (2001) Are people conditionally cooperative? evidence from a public goods experiment. *Economics Letters* 71: 397–404.
37. Fischbacher U, Gächter S (2010) Social preferences, beliefs, and the dynamics of free riding in public goods experiments. *The American Economic Review* 100: 541–556.
38. Chaudhuri A, Paichayontvijit T (2006) Conditional cooperation and voluntary contributions to a public good. *Economics Bulletin* 3: 1–14.
39. Fehr E, Schmidt KM (1999) A theory of fairness, competition, and cooperation. *Quarterly journal of Economics* 114: 817–868.
40. Brosnan SF, De Waal FB (2003) Monkeys reject unequal pay. *Nature* 425: 297–299.
41. Oechssler J (2013) Finitely repeated games with social preferences. *Experimental Economics* 16: 222–231.
42. Blount S (1995) When social outcomes aren't fair: The effect of causal attributions on preferences. *Organizational behavior and human decision processes* 63: 131–144.
43. Gintis H (2003) Solving the puzzle of prosociality. *Rationality and Society* 15: 155–187.
44. Selten R, Stoecker R (1986) End behavior in sequences of finite prisoner's dilemma supergames a learning theory approach. *Journal of Economic Behavior & Organization* 7: 47–70.