

Dam break problem for the focusing nonlinear Schrödinger equation and the generation of rogue waves

G.A. El¹, E.G. Khamis^{2,3}, and A. Tovbis⁴

¹ *Department of Mathematical Sciences, Loughborough University, Loughborough LE11 3TU, UK*

² *Instituto de Física, Universidade de São Paulo, 05508-090 São Paulo, Brazil*

³ *Center for Weather Forecasting and Climate Studies-CPTEC,
National Institute for Space Research (INPE), Cachoeira Paulista, São Paulo, Brazil*

⁴ *Department of Mathematics, University of Central Florida, USA*

(Dated: August 24, 2022)

We propose an analytically tractable scenario of the rogue wave formation in the framework of the small-dispersion focusing nonlinear Schrödinger (NLS) equation with the initial condition in the form of a rectangular barrier (a ‘box’). We use the Whitham modulation theory combined with elements of the nonlinear steepest descent for the semi-classical inverse scattering transform, to describe the evolution and interaction of two counter-propagating nonlinear wave trains – the dispersive dam break flows — generated in the NLS box problem. We show that the interaction dynamics results in the emergence of modulated large-amplitude quasi-periodic breather lattices which are closely approximated by the Akhmediev and Peregrine breathers within certain time-space domain. Our semi-classical analytical results are shown to be in excellent agreement with the results of direct numerical simulations of the focusing NLS equation with small dispersion parameter.

PACS numbers:

I. INTRODUCTION

There has been much interest over the last two decades in the modeling rogue wave formation in the framework of the one-dimensional focusing nonlinear Schrödinger (NLS) equation,

$$i\varepsilon\psi_t + \frac{1}{2}\varepsilon^2\psi_{xx} + |\psi|^2\psi = 0, \quad (1)$$

where ψ is the complex wave envelope and ε is a free parameter defining the modulation scale; all variables are dimensionless. Rogue waves represent the waves of unusually high amplitude $|\psi|_m$, the standard criterion being $|\psi|_m^2/|\psi_0|^2 > 8$, where $|\psi_0|$ is the background amplitude. The NLS equation (1) has a number of relatively simple exact solutions which can satisfy this criterion, the principal representatives being the Akhmediev, the Kuznetsov-Ma and the Peregrine breathers (see e.g. [1]). The main physical contexts for rogue waves are oceanography and nonlinear optics (see [2], [3], [4] and references therein).

One should note that the description of rogue waves is generally a two-sided problem: it is concerned both with the dynamics of their formation and evolution, and with the statistics of their occurrence. In this paper we shall be concerned with certain dynamical aspects of the rogue wave generation.

Finding controllable ways to excite rogue waves has been one of the central topics in the ‘deterministic’ rogue wave research (see e.g. [5] and references therein). Various mechanisms have been proposed in the framework of the NLS equation and its generalizations (see e.g. [6], [7], [8] and references therein). Many of them relate the rogue wave appearance to the development of modulational instability of the plane wave due to small perturbations (see e.g. [10], [9], [11]) or large-scale initial modulations [12]. Other proposed mechanisms involve nonlinear wave interactions: e.g. interaction of individual solitons [13] or interaction of solitons with the plane wave [14]. One should note, however, that, while there have been many papers developing the methods for finding particular rogue wave solutions (Darboux transformation, $\bar{\partial}$ -method and oth. — see e.g. [15], [14] and references therein), an analytical description of their formation from reasonably generic initial data remains a challenging, and to a large degree unsolved problem. In most cases numerical simulations remain the only available resort.

One can distinguish two contrasting general classes of initial-boundary value problems associated with equation (1). The first one is concerned with the evolution of rapidly decaying potentials. The result of such an evolution generically represents a combination of fundamental solitons and some dispersive radiation with no rogue waves at the output. A comprehensive description of this process is achieved in the framework of the Inverse Scattering Transform (IST) [16]. The second class of problems deals with the NLS equation with non-decaying boundary conditions, and is much less explored analytically. One of the most interesting and physically important problems of this kind is the

evolution of various perturbations of the plane wave (the ‘condensate’),

$$\psi = qe^{iq^2t/\varepsilon}, \quad (2)$$

where the amplitude $q > 0$. Small harmonic perturbations $\sim e^{i(kx-\omega t)}$ of (2) satisfy the dispersion relation $\omega(k) = \frac{1}{2}k[(\varepsilon k)^2 - 4q^2]^{1/2}$ which implies modulational instability for sufficiently long waves with the wavenumbers $k < k_c = 2q/\varepsilon$. The description of the nonlinear stage of the development of modulation instability has been the subject of many papers including some very recent developments [11], [9]. It has been proposed that the long-time evolution of this process results in the establishing of a complex, globally incoherent strongly nonlinear wave state which can be associated with strong ‘integrable turbulence’, the notion introduced by Zakharov in [17]. It has also been shown that the rogue wave formation plays an important role in the characterization of the early stage of the integrable turbulence development from a randomly perturbed plane wave [9], but also has a noticeable effect on the power spectrum of the established integrable turbulence developing from random initial conditions which are not small perturbations of a plane wave [18].

In this paper, we consider the problem which combines some of the key features of the both above contrasting fundamental mathematical and physical set-ups (NLSE with decaying vs. non-decaying boundary conditions). Specifically, we consider the evolution of a *large-scale* (compared to the medium’s coherence length) decaying data in the form of a rectangular barrier (a ‘box’) of finite amplitude.

$$\psi(x, 0) = \begin{cases} q & \text{for } |x| < L, \\ 0 & \text{for } |x| > L. \end{cases} \quad (3)$$

In the dimensionless variables of (1) we assume that $L = O(1)$, and the dispersion parameter $\varepsilon \ll 1$. We shall refer to the problem (1), (3) as the small-dispersion NLS box problem. It is expected that the evolution (1), (3) at times $t \ll \varepsilon^{-1}$ will model some features of the nonlinear stage of the development of modulational instability, in particular the formation of rogue waves.

The initial evolution of the box data for the small-dispersion focusing NLS equation can be viewed as a combination of two ‘dam break’ problems, which are known to lead to the instantaneous formation *single phase* nonlinear modulated wave trains regularizing the discontinuities at the opposite edges of the initial profile [19], [20]. These wave trains have the structure similar to dispersive shock waves (DSWs) [21], or undular bores, extensively studied in the defocusing (hyperbolic) NLS theory [22–25]. There are, however, important differences, which we emphasize by using the term *dispersive dam break flow* rather than DSW. The reason for using this term in the context of the focusing NLS equation is that the regularization of a discontinuous data via a single-phase modulated wave train in the focusing NLS occurs *only* if the upstream constant state is the vacuum, which the key feature of the classical shallow-water dam break problem. However, the shallow-water dam break problem does not involve the formation of a shock [27] so the regularizing wave trains in the NLS box problem do not have shock counterparts in the dispersionless hyperbolic case. In contrast, a ‘genuine’ focusing DSW analog is expected to have multi-phase structure [28].

The dispersive dam break flows regularizing the box data (3) expand inside the box interval $-L < x < L$ and, after a certain moment of time, $t_0 = L/2\sqrt{2}q$, start to interact resulting in the formation of a region filled with a two-phase, $x-t$ quasi-periodic wave which we term the *breather lattice* due to the characteristic shape of the individual oscillations resembling standard breather solutions of the NLS equation. Indeed, we find that the wave form of the oscillations in this lattice at each given t is well approximated by that of the Akhmediev breather with the spatial period depending on the value of t . Towards the end of the interaction region the spatial and temporal periods of the breather lattice increase so that locally, the oscillations are closely approximated by the Peregrine solitons. Our numerical simulations show that further in time, the evolution leads to the generation of the multiphase regions in the $x-t$ plane with the number of oscillatory phases g (the ‘genus’ of the solution) at any particular point $-L < x < L$ growing with time, the predicted asymptotic scaling being $g \sim t$ for $t \gg 1$. Assuming the existence of the long-time asymptotics for the solution $\psi(x, t, \varepsilon)$ one can associate it with the ‘breather gas’ (see [29–32] for the description of the counterpart soliton gas in the KdV theory). One of the numerically observed features of the regions with $g \geq 4$ is the presence of the higher order rogue waves with the maximum wave height $|\psi|_m > 3q$.

Now we outline the analytical approach adopted in this paper. Although the NLS box problem admits exact analytical description via the IST [16], such a description becomes not feasible in practical terms when $\varepsilon \ll 1$ as the number of (global) degrees of freedom in the IST solution is then $O(\varepsilon^{-1}) \gg 1$. In that case, the natural analytical framework is the *semi-classical approximation*, which enables one to asymptotically reduce the complicated exact IST construction to a more manageable description of a modulated multi-phase NLS solution approximating the exact solution and involving just a few (local) degrees of freedom. Unlike in the exact solution, the IST spectrum of the approximate, semi-classical solution consists of finite number of bands which slowly vary in space-time. There are two complementary mathematical approaches to the construction of such slowly modulated multiple-scale solutions to integrable nonlinear dispersive equations. The first one is based on the Whitham averaging procedure [26, 27]

leading to a system of quasilinear equations governing slow evolution of the endpoints of spectral bands [33–35]. For the focusing NLS, the Whitham modulation system is elliptic, implying modulational instability of the underlying nonlinear periodic wave [34]. (One should be clear that, for the NLS equation, which is a modulation equation itself, the Whitham equations describe the ‘super-modulations’, i.e. the modulations of the nonlinear periodic or quasi-periodic NLS solutions. See [36] for the discussion of the relation between the NLS equation and the Whitham’s theory.)

While the type (hyperbolic vs. elliptic) of the Whitham system yields the essential information about stability/instability of the underlying periodic wave, the *modulation solution* provides the detailed information about the evolution of slowly modulated wave train. Vast majority of papers on the integration of the Whitham equations deal with the hyperbolic case, most notably in the DSW theory (see [21] and references therein). In contrast, the solutions of elliptic Whitham equations are far less explored, especially in the context of applications. The existing applied results are restricted to the simplest self-similar solutions in the single-phase case (see e.g. [37], [38], [39], [19], [40]).

The second approach to the semi-classical NLS equation is the nonlinear steepest descent method by Deift and Zhou [41] involving the Riemann-Hilbert problem (RHP) formulation of the IST. As a matter of fact, the two approaches are consistent, the modulation *solution* directly arising as part of the more general and mathematically rigorous (but also more technically involved) RHP analysis. In this paper, we use an appropriate combination of the two methods to construct a relatively simple analytic solution describing the x - t evolution of the approximate, semi-classical IST spectrum in the NLS box problem in the region of interaction of two dispersive dam break flows. This solution describes slow modulations of the two-phase breather lattice and enables us to predict the formation of rogue waves. We note that rigorous RHP analysis of the initial stage of the box evolution involving genus zero and genus one solutions was done in the recent work [20]. Part of the results obtained in [20] appear in earlier papers [37], [19], where they were derived via the Whitham modulation theory.

The semi-classical focusing NLS has only started to be explored as an analytical platform for the rogue wave research. We mention two recent papers [12] and [42] demonstrating the relevance of the semi-classical NLS scaling to the deep water ocean dynamics and the experimentally achievable configurations of Bose-Einstein condensates (BECs). Both above-mentioned works use the rigorous (RHP) mathematical results of [43] establishing the role of the Peregrine solitons in the regularization of the focussing gradient catastrophe during the semi-classical NLS evolution of a certain family of analytic initial data that includes $\psi(x,0) = \text{sech}(x)$. Our paper continues this emerging line of research by putting forward and studying a novel scenario of the rogue wave formation via the interaction of two modulationally stable nonlinear wavetrains. Integrability of the NLS equation (1) and the semi-classical approximation play the key roles in the mathematical description of the proposed scenario. The proposed mechanism of the rogue wave formation can be realized in fibre optics experiments. Our analytical results are favorably compared with direct numerical simulations of the small-dispersion NLS box problem. In this regard we note that, although the semi-classical focusing NLS has been the subject of many numerical investigations (see e.g. [45–48] and more recent papers [49, 50] and references therein), we are aware only of a few examples, such as [51], [43] of the previous work undertaking quantitative comparison of the semi-classical analytical solutions for $g \geq 1$ with the direct numerical simulations of the NLS.

The paper is organized as follows. In Section II we present an account of the necessary results from finite-gap theory of the focusing NLS equation and the associated Whitham modulation theory. Along with the well known results, this section contains a new general compact representation (21) for the characteristic speeds of the multiphased NLS-Whitham modulation equations. In Section III the modulation solution of the dam break problem is constructed following earlier analytical results of [37], [19], and then compared with numerical simulations. We show that, despite generic modulational instability in the system, this solution has the enhanced stability properties due to vanishing of the imaginary parts of nonlinear characteristic speeds. Section IV is central and is devoted to the analysis of the dispersive dam break flow interaction in the semi-classical NLS box problem. Using a combination of the Whitham modulation theory, the generalized hodograph transform [52] and elements of the RHP techniques we construct and analyze the modulation solution describing the interaction region and then use it for the prediction of the rogue wave appearance. In Section V we numerically consider effects of small perturbations on the qualitative structure of the small-dispersion NLS box problem solution. In Section VI we draw conclusions from our study and outline directions of future research. Appendix A contains an outline of the RHP calculations used in the construction of the modulation solution, and Appendix B is a brief description of the numerical method used for the solution of the NLS equation with small dispersion parameter.

II. MULTI-PHASE SOLUTIONS, ROGUE WAVES AND MODULATION EQUATIONS

As is widely appreciated (see e.g. [53], [3]), the most general mathematical framework for the description of the development of modulational instability is the finite-gap theory [54] which is the IST counterpart for the NLS periodic

problem [55]. The general finite-gap solution of (1) represents a modulated plane wave (2) and is given by

$$\psi_g = q \frac{\Theta_g(x/\varepsilon, t/\varepsilon; \boldsymbol{\nu}_-^0)}{\Theta_g(x/\varepsilon, t/\varepsilon; \boldsymbol{\nu}_+^0)} e^{iq^2 t/\varepsilon}, \quad (4)$$

where Θ_g is the Riemann theta-function associated with the hyperelliptic Riemann surface Γ_g of genus g given by

$$\mathcal{R}_g(\lambda; \boldsymbol{\alpha}, \bar{\boldsymbol{\alpha}}) = \sqrt{(\lambda - \alpha_0)(\lambda - \bar{\alpha}_0) \dots (\lambda - \alpha_g)(\lambda - \bar{\alpha}_g)}, \quad (5)$$

where λ is the complex spectral parameter. The branch points $\boldsymbol{\alpha} = (\alpha_0, \dots, \alpha_g)$ and c.c. are the points of simple spectrum of the periodic non-self-adjoint Zakharov-Shabat scattering operator (see [54], [53], [3]). The phases $\boldsymbol{\nu}_\pm^0 \in \mathbb{R}^g$ in (4) are defined by the initial conditions. The plane wave solution (2) corresponds to the zero-genus spectral surface specified by Eq. (5) with $\alpha_0 = iq$, i.e. $\mathcal{R}_0(\lambda; \boldsymbol{\alpha}, \bar{\boldsymbol{\alpha}}) = \sqrt{(\lambda - iq)(\lambda + iq)}$. Thus the spectral portrait of the plane wave is a vertical branchcut between the simple spectrum points $\alpha_0 = iq$ and $\bar{\alpha}_0 = -iq$.

For $g \geq 1$ the theta-solution (4) is a quasiperiodic function depending on g nontrivial oscillatory phases $\varepsilon^{-1}\eta_j(x, t)$, where $\eta_j = k_j x + \omega_j t + \eta_j^0$, $j = 1, \dots, g$. Here the (normalized by ε) wavenumbers k_j and the frequencies ω_j are defined in terms of the branch points α_j ; η_j^0 are arbitrary initial phases, $\psi_g(\dots \varepsilon^{-1}\eta_j + 2\pi, \dots) = \psi_g(\dots \varepsilon^{-1}\eta_j, \dots)$ for all $j = 1, \dots, g$. Also, associated with the ‘carrier’ plane wave is an extra, trivial phase $\eta_0^0 = q^2 t$.

We present here expressions for the wavenumbers k_j and the frequencies ω_j [34], [53], [3] which will be needed in what follows,

$$k_j = -4\pi i \varkappa_{j,1}, \quad \omega_j = -4\pi i \left[\frac{1}{2} \sum_{k=0}^g (\alpha_k + \bar{\alpha}_k) \varkappa_{j,1} + \varkappa_{j,2} \right], \quad j = 1, \dots, g, \quad (6)$$

where $\varkappa_{j,k}(\boldsymbol{\alpha}, \bar{\boldsymbol{\alpha}})$ are found from the system

$$\sum_{i=1}^g \varkappa_{j,i} \oint_{\hat{\gamma}_k} \frac{\zeta^{g-i}}{\mathcal{R}_g(\zeta; \boldsymbol{\alpha}, \bar{\boldsymbol{\alpha}})} d\zeta = \delta_{jk}, \quad j, k = 1, \dots, g. \quad (7)$$

Here δ_{ik} is the Kronecker symbol and $\hat{\gamma}_k$ is a negatively oriented loop around the branchcut connecting α_k and $\bar{\alpha}_k$. Explicit expressions for $\varkappa_{i,j}$ for the case $g = 2$ can be found in Appendix A (see (A14)).

For $g = 1$ solution (4) is periodic and can be expressed in terms of the Jacobi elliptic functions. We introduce the notation $\alpha_j = a_j + ib_j$. Then for the intensity we have (see e.g. [19])

$$|\psi|^2 = (b_0 + b_1)^2 - 4b_0 b_1 \operatorname{sn}^2 \left(\sqrt{(a_0 - a_1)^2 + (b_0 + b_1)^2} (x - Ut)\varepsilon^{-1}; m \right), \quad (8)$$

where the phase velocity U and the modulus m are given by

$$U = \frac{1}{2}(\alpha_0 + \bar{\alpha}_0 + \alpha_1 + \bar{\alpha}_1) = a_0 + a_1, \quad m = \frac{(\alpha_0 - \bar{\alpha}_0)(\alpha_1 - \bar{\alpha}_1)}{(\alpha_1 - \bar{\alpha}_0)(\alpha_0 - \bar{\alpha}_1)} = \frac{4b_0 b_1}{(a_0 - a_1)^2 + (b_0 + b_1)^2}. \quad (9)$$

For the wavenumber k of the cnoidal wave (8) we have

$$k = \frac{\pi \sqrt{(\alpha_1 - \bar{\alpha}_0)(\alpha_0 - \bar{\alpha}_1)}}{K(m)} = \frac{\pi}{K(m)} \sqrt{(a_0 - a_1)^2 + (b_0 + b_1)^2}, \quad (10)$$

where $K(m)$ is the complete elliptic integral of the first kind. Note that (10) can be obtained from the general representation (6), (7) by setting $g = 1$. The wave frequency $\omega = kU$ then follows from the second expression (6) where $\varkappa_{1,1} \equiv 0$.

In the harmonic limit, $m = 0$, the spectral portrait of the solution is a double point (either $\alpha_1 = \bar{\alpha}_1$ or $\alpha_0 = \bar{\alpha}_0$) on the real line – this corresponds to a *stable* modulation of the plane wave; while the soliton limit, $m = 1$, corresponds to two complex conjugate double points: $\alpha_1 = \alpha_0$ and c.c. on the imaginary axis. This limit of (4) describes a stable fundamental soliton riding (or resting) on a zero background.

The ‘classical’ rogue waves (Akhmediev, Kuznetsov-Ma and Peregrine breathers) represent unsteady solitary wave modes on the finite background $\psi = q$ and are described by special limits of the genus two/two-phase solution (Eq. (4) with $g = 2$) [3]. The Akhmediev breather solution of (1) has the form (see e.g. [1])

$$\psi_A = q e^{iq^2 t/\varepsilon} \frac{\cosh(\Omega t \varepsilon^{-1} - 2i\phi) - \cos \phi \cos(px \varepsilon^{-1})}{\cosh(\Omega t \varepsilon^{-1}) - \cos \phi \cos(px \varepsilon^{-1})}, \quad (11)$$

where

$$p = 2 \sin \phi, \quad \text{and} \quad \Omega = 2 \sin(2\phi), \quad (12)$$

for ϕ real. Solution (11) is periodic in space with period $P = 2\pi\varepsilon/p$ and tends to the plane wave solution (2) in the limits $t \rightarrow \pm\infty$. The largest modulation occurs at $t = 0$ with the maximum envelope at $x = 0$,

$$|\psi_A| = 1 + 2 \cos \phi. \quad (13)$$

The Peregrine breather can be obtained from the Akhmediev breather by letting $p \rightarrow 0$. It is described by the rational solution of (1)

$$\psi_P = q e^{iq^2 t/\varepsilon} \left[1 - \frac{4(1 + 2it\varepsilon^{-1})}{1 + 4\varepsilon^{-2}(x^2 + t^2)} \right], \quad (14)$$

which is localised both in space and time around $x = 0, t = 0$. It can also be obtained directly from the finite-gap solution (4) with $g = 2$ by setting $\alpha_3 = \alpha_2 = \alpha_1 = iq$ (and the c.c. expressions), i.e the spectral portrait of the Peregrine breather consists of two complex conjugate double points placed at the endpoints $\pm iq$ of the basic branchcut. The wave (14) has the maximum height $|\psi_P|_{\max} = 3q$ and represents a homoclinic solution starting from the plane wave (2) at $t \rightarrow -\infty$ and returning to the same state at $t \rightarrow +\infty$ (see [10] for the discussion of the special role of the Peregrine breather in the theory of rogue waves).

The Madelung transformation

$$\psi = \sqrt{\rho} e^{i\frac{\phi}{\varepsilon}}, \quad \phi_x = u \quad (15)$$

maps the NLS equation (1) to the dispersive hydrodynamics-like system with negative classical pressure,

$$\begin{aligned} \rho_t + (\rho u)_x &= 0, \\ u_t + uu_x - \rho_x - \varepsilon^2 \left(\frac{\rho_x^2}{8\rho^2} - \frac{\rho_{xx}}{4\rho} \right)_x &= 0. \end{aligned} \quad (16)$$

Here $\rho \geq 0$ and u are the density and velocity of the ‘fluid’ respectively.

The prominent feature of the small-dispersion NLS evolution for decaying potentials is that, although it is globally described by the IST solution with a very large ($\sim \varepsilon^{-1} \gg 1$) number of degrees of freedom, the semi-classical asymptotics for $t = O(1)$ is locally (i.e. for $\Delta x, \Delta t \sim \varepsilon$) described by the finite-gap formula (4) with *just a few degrees of freedom*, but with slowly varying parameters. Specifically, the approximate solution (4) of the semi-classical NLS equation (1) is associated with the Riemann surface (5) of genus $g = O(1)$, whose slow (i.e. occurring on the scale much larger than ε) spatiotemporal deformations are governed by the Whitham modulation equations for the branch points $\alpha_j(x, t)$:

$$(\alpha_j)_t = V_j^{(g)}(\boldsymbol{\alpha}, \bar{\boldsymbol{\alpha}})(\alpha_j)_x, \quad (\bar{\alpha}_j)_t = \bar{V}_j^{(g)}(\boldsymbol{\alpha}, \bar{\boldsymbol{\alpha}})(\bar{\alpha}_j)_x, \quad j = 0, \dots, g. \quad (17)$$

Remarkably, α_j are *Riemann invariants* of the Whitham modulation system (17), whose characteristic speeds $V_j^{(g)}(\boldsymbol{\alpha}, \bar{\boldsymbol{\alpha}})$ can be expressed in terms of Abelian differentials [34]. Another compact and physically insightful representations for V_j ’s as nonlinear group velocities is (see [56], [57])

$$V_j^{(g)} = \frac{\partial \omega_i}{\partial \alpha_j} / \frac{\partial k_i}{\partial \alpha_j}, \quad \text{for any } i = 1, \dots, g. \quad (18)$$

Formula (18) follows from the consideration of the system of g wave conservation equations

$$\frac{\partial}{\partial t} k_j(\boldsymbol{\alpha}, \bar{\boldsymbol{\alpha}}) = \frac{\partial}{\partial x} \omega_j(\boldsymbol{\alpha}, \bar{\boldsymbol{\alpha}}), \quad j = 1, \dots, g, \quad (19)$$

as a consequence of the diagonal system (17). Equations (19) represent the consistency conditions in the formal averaging procedure [26], leading to the Whitham equations (17). In this procedure, the local conservation laws of the NLS equation (1) are averaged over the finite-gap solutions (4) (see [34, 35]). On the other hand, equations (19) require that the fast phases $\varepsilon^{-1} \eta_j(x, t)$ in the modulated finite-gap solution (4) must be consistent with the generalized definitions of k_j and ω_j as the local wave number and local frequency respectively,

$$k_j = (\eta_j)_x, \quad \omega_j = (\eta_j)_t, \quad j = 1, \dots, g. \quad (20)$$

These latter kinematic definitions naturally arise in the justification of the Whitham modulation theory via the WKB-type multiple-scale expansions [27], [58]. Substitution of $\eta_j = k_j x + \omega_j t + \eta_j^0$ in (20) yields the expressions for the initial phases η_j^0 , which are also subject to slow modulations and are expressed in terms of the spectrum branch points, $\eta_j^0(x, t) = \Upsilon_j(\boldsymbol{\alpha}, \bar{\boldsymbol{\alpha}})$, $j = 1, \dots, g$. As we shall show, the *modulation phase functions* $\Upsilon_j(\boldsymbol{\alpha}, \bar{\boldsymbol{\alpha}})$ play the key role in the description of the rogue wave formation due to the interaction of ‘regular’ modulated wave trains.

Using (18), (6), (7) one obtains the explicit compact representation for the characteristic speeds (from now on we omit the subscript g in \mathcal{R}_g)

$$V_j^{(g)} = \Re \sum_{k=0}^g \alpha_k + \frac{\sum_{k=1}^g \varkappa_{k,2} \oint_{\gamma_k} \frac{d\zeta}{(\zeta - \alpha_j) \mathcal{R}(\zeta)} d\zeta}{\sum_{k=1}^g \varkappa_{k,1} \oint_{\gamma_k} \frac{d\zeta}{(\lambda - \alpha_j) \mathcal{R}(\zeta)} d\zeta}, \quad (21)$$

where the parameters $\varkappa_{k,1}$, $\varkappa_{k,2}$ are defined by (7). The derivation of the expression (21) for $g = 2$ is presented in Appendix A (see (A19)).

The characteristic speeds (21) are generally complex-valued, i.e. the modulation system is elliptic implying modulational stability/instability of the underlying nonlinear periodic wave [27] (see [59] for the historical account and [60] for recent advances in the mathematical understanding of the predictions from Whitham’s theory). However, it turns out that, for $g \geq 1$ some characteristic speeds (21) can undergo a degeneracy and assume real values (see (27), (26) below), so stable (or weakly unstable) configurations of nonlinear modulated waves in the focusing NLS dynamics are possible despite generic modulational instability.

In the genus zero case, $g = 0$, the NLS modulation system (17) has the form

$$(\alpha_0)_t = \left(\frac{3}{2}\alpha_0 + \frac{1}{2}\bar{\alpha}_0\right)(\alpha_0)_x, \quad (\bar{\alpha}_0)_t = \left(\frac{3}{2}\bar{\alpha}_0 + \frac{1}{2}\alpha_0\right)(\bar{\alpha}_0)_x, \quad (22)$$

and is equivalent to the dispersionless limit of (1)

$$\rho_t + (\rho u)_x = 0, \quad u_t + uu_x - \rho_x = 0, \quad (23)$$

where the Riemann invariants and characteristic speeds in (17) are expressed in terms of the hydrodynamic density and velocity as

$$\alpha_0 = -\left(\frac{u}{2} + i\sqrt{\rho}\right), \quad V_0^{(0)} = \frac{3}{2}\alpha_0 + \frac{1}{2}\bar{\alpha}_0 = -(u + i\sqrt{\rho}). \quad (24)$$

One can see that the characteristics of (23) are complex unless $\rho = 0$ implying nonlinear modulational instability of the NLS equation (1) in the long-wave limit, which agrees with the linearized theory result for the plane wave (2). Since for $\rho > 0$ system (22) is elliptic, the initial-value problem for (22) is ill-posed for all but analytical initial data.

For $g = 1$ the characteristic speeds $V_{0,1}^{(1)}$ (18) can be explicitly represented in terms of complete elliptic integrals $K(m)$ and $E(m)$ of the first and the second kind respectively [35]

$$V_0^{(1)} = U + \frac{(\alpha_0 - \alpha_1)(\alpha_0 - \bar{\alpha}_0)}{(\alpha_0 - \alpha_1) + (\alpha_1 - \bar{\alpha}_0)E(m)/K(m)}, \quad V_1^{(1)} = U + \frac{(\alpha_1 - \alpha_0)(\alpha_1 - \bar{\alpha}_1)}{(\alpha_1 - \alpha_0) + (\alpha_0 - \bar{\alpha}_1)E(m)/K(m)}. \quad (25)$$

Here the modulus m and the phase velocity U are given by (9). Of particular interest are behaviours of the characteristic velocities (25) for $m \rightarrow 0$ (linear limit) and $m \rightarrow 1$ (soliton limit). The linear limit can be achieved in one of the two ways (see (9)): either via $\alpha_1 \rightarrow \bar{\alpha}_1$ or via $\alpha_0 \rightarrow \bar{\alpha}_0$. In the first case we have

$$\alpha_1 \rightarrow \bar{\alpha}_1 : \quad V_0^{(1)} = \frac{3}{2}\alpha_0 + \frac{1}{2}\bar{\alpha}_0, \quad V_1^{(1)} = \bar{V}_1^{(1)} = U + \frac{2(\alpha_1 - \alpha_0)(\alpha_1 - \bar{\alpha}_0)}{(\alpha_1 - \alpha_0) + (\alpha_1 - \bar{\alpha}_0)} = 2a_1 + \frac{b_0^2}{a_1 - a_0}. \quad (26)$$

Similarly,

$$\alpha_0 \rightarrow \bar{\alpha}_0 : \quad V_0^{(1)} = \bar{V}_0^{(1)} = U + \frac{2(\alpha_0 - \alpha_1)(\alpha_0 - \bar{\alpha}_1)}{(\alpha_0 - \alpha_1) + (\alpha_0 - \bar{\alpha}_1)} = 2a_0 + \frac{b_1^2}{a_0 - a_1}, \quad V_1 = \frac{3}{2}\alpha_1 + \frac{1}{2}\bar{\alpha}_1. \quad (27)$$

One can see that in both cases one complex conjugate pair of the characteristic velocities degenerates into a single real value while the other pair transforms into the pair of characteristic speeds of the genus zero system (22).

In the soliton limit we have

$$m \rightarrow 1 : \quad \alpha_0 = \alpha_1, \quad V_0^{(1)} = V_1^{(1)} = U = 2a_1, \quad (28)$$

i.e. in the soliton limit all the characteristic speeds are real, which is the modulation theory expression of stability of fundamental NLS solitons.

III. DISPERSIVE DAM-BREAK FLOWS IN THE FOCUSING NLS EQUATION

Within the modulation theory framework initial conditions for the semi-classical NLS (1) are considered to be specified on the genus zero Riemann surface with added double points. The location of the double points in the complex λ -plane is determined by the initial potential. The solution genus changes during the evolution implying the emergence of new oscillatory phases. In the spectral plane this process is the opening of the double points into spectral bands. The phase transition lines in the x - t plane where the genus changes are often called the *breaking curves*.

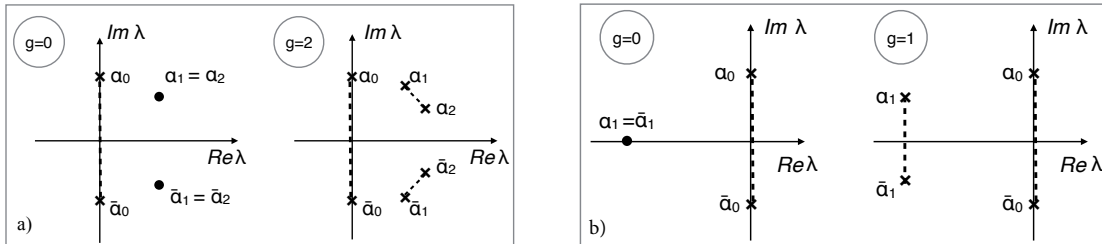


FIG. 1: Two contrasting generic types of the spectrum modification across the first breaking curve: a) transition ($g = 0$) \rightarrow ($g = 2$); b) transition ($g = 0$) \rightarrow ($g = 1$)

For analytic initial data the genus zero evolution governed by the elliptic system (22) leads to the onset of a gradient catastrophe, which is dispersively regularized by the generation of rapid, ε -scaled, oscillations. These oscillations within certain region in the x - t plane are asymptotically described by the finite-gap solution (4) with $g = 2$ and slowly varying parameters α_j [61]. The spectrum modification across the first breaking curve consists in the opening of two Schwartz-symmetric bands (see Fig. 1a) so the solution beyond this curve describes a nonlinear *two-phase* wave which is prominently manifested in the appearance of the Peregrine soliton right beyond the point of the gradient catastrophe at $x = 0$ [43]. The necessity to introduce the genus two solution (rather than the genus one solution as it usually happens for the hyperbolic dispersive systems like the defocusing NLS, and involves DSW formation [23]) can be qualitatively explained as follows. The genus zero system (22) is elliptic for all $\rho > 0$. One can readily see that this system does not support solutions involving variations of both variables along a single characteristic direction (in hyperbolic quasilinear systems such solutions are called simple waves). As a result, a generic gradient catastrophe in (22) necessarily occurs for α and $\bar{\alpha}$ at the same point in the x - t plane, and so, its regularization requires the introduction of two new, Schwartz-symmetric spectral bands and thus, always involves the change of the genus of the Riemann surface $\Gamma(x, t)$ from zero to two.

There is another class of problems, where the phase transition across the first breaking curve occurs via the opening of a single spectral band emerging from the double point on the real axis (see Fig. 1b), so the oscillatory solution ($\rho(x, t), u(x, t)$) asymptotically represents a modulated *single-phase* wave train connecting the vacuum state $(0, 0)$ upstream with the plane wave $(q^2, 0)$ downstream. This dynamic scenario is more in line with what one would expect in the hyperbolic case. As we shall see, this similarity is for a reason.

Consider the ‘dam-break’ problem for the focusing dispersive hydrodynamics (16):

$$\rho(x, 0) = \begin{cases} q^2 > 0 & \text{for } x < 0, \\ 0 & \text{for } x > 0, \end{cases} \quad u(x, 0) = 0. \quad (29)$$

In the stable, defocusing, case the regularization of the initial dam break (29) occurs via a smooth rarefaction wave and does not involve nonlinear dispersive wave generation [23], except for small ($\sim \varepsilon$) oscillations regularizing the weak discontinuity at the rarefaction wave corner. In other words, the dam break problem solution to the defocusing NLS equation is asymptotically ($\varepsilon \rightarrow 0$) equivalent to the classical dam break problem solution for shallow-water waves [27]. The dam break solution for the focusing NLS equation is of drastically different nature and involves dispersive regularization via a finite-amplitude modulated single-phase wavetrain defined inside an expanding transition region between two disparate states. In many respects this dynamic transition is analogous to a dispersive shock wave (DSW) [21] with the important difference that the ‘hyperbolic’ DSWs, similar to classical shocks, cannot provide transition from a vacuum state (see e.g. [27]).

The modulation solution for the focusing dispersive dam break flow is constructed by noticing that one of the Riemann invariant c.c. pairs must be fixed to provide matching with the plane wave (2) downstream — this pair is $\alpha_0 = iq, \bar{\alpha}_0 = -iq$. The modulation solution for the second pair of invariant $\alpha_1(x, t), \bar{\alpha}_1(x, t)$ must depend on $s = x/t$ alone due to the scaling invariance of the problem (both initial conditions (29) and the modulation equations (17) are invariant with respect to the transformation $x \rightarrow Cx, t \rightarrow Ct$, where C is an arbitrary constant). As a result, the

required modulation is given by a centred characteristic fan of the genus one Whitham equations (17) [37], [38], [19]:

$$g = 1; \quad \alpha_0 = iq, \quad \bar{\alpha}_0 = -iq, \quad \Re\{V_1(iq, -iq, \alpha_1, \bar{\alpha}_1)\} = -\frac{x}{t}, \quad \Im\{V_1(iq, -iq, \alpha_1, \bar{\alpha}_1)\} = 0. \quad (30)$$

(here and below in this section we omit the superscript ⁽¹⁾ for the characteristic speeds denoting the genus of the associated Riemann surface). Due to the symmetry in the expressions (25) for the characteristic speeds and the cnoidal solution (8) the modulation (30) could be obtained in terms of $\alpha_0, \bar{\alpha}_0$ using the characteristic speed V_0 – in that case one would need to set constant the other pair of invariants – $\alpha_1, \bar{\alpha}_1$.

We recall the notation $\alpha_j = a_j + ib_j$. Then, using (25) we obtain from (30) the explicit expressions

$$\begin{aligned} a_0 = 0, \quad b_0 = q, \\ \frac{a_1^2 + (q - b_1)^2}{a_1^2 - b_1^2 + q^2} = \frac{E(m)}{K(m)}, \quad m = \frac{4qb_1}{a_1^2 + (q + b_1)^2}, \\ -\frac{x}{t} = 2a_1 + \frac{q^2 - b_1^2}{a_1}. \end{aligned} \quad (31)$$

Since the real part a_1 of the Riemann invariant enters (31) only as a square, the solution (31) defines two possible modulations of the cnoidal wave (8) corresponding to the right- and left-propagating dispersive dam break flows. To single out the modulation corresponding to the particular initial-value problem (29) it is instructive to represent solution (31) in terms of a single parameter $0 \leq m \leq 1$ [37]:

$$a_1 = \pm \frac{2q}{m\mu(m)} \sqrt{(1-m)[\mu^2(m) + m - 1]}, \quad b_1 = \frac{q}{m\mu(m)} [(2-m)\mu(m) - 2(1-m)], \quad (32)$$

$$\frac{x}{t} = \pm \frac{2q}{m\mu(m)} \sqrt{(1-m)(\mu^2(m) + m - 1)} \left(1 + \frac{(2-m)\mu(m) - 2(1-m)}{\mu^2(m) + m - 1} \right), \quad (33)$$

where $\mu(m) = E(m)/K(m)$. Now one has to choose the lower sign in (32), (33) to provide correct matching with the plane wave (2) downstream, corresponding to the initial condition (29). The upper sign corresponds to the dam break flow of the opposite orientation, i.e. propagating upstream.

It follows from (32) that for the chosen (leftward) propagation direction,

$$m \rightarrow 0 \implies b_1 = 0, \quad a_1 = -q/\sqrt{2} \quad \text{and} \quad m \rightarrow 1 \implies a_1 = 0, \quad b_1 = q. \quad (34)$$

Then, considering solution (31) in the limits $m \rightarrow 0$ and $m \rightarrow 1$ we obtain the speeds of the trailing (leftmost) and leading (rightmost) edges to be $-2\sqrt{2}qt$ and 0 respectively. Thus, the modulated wave train defined by (8), (31) is confined to an expanding region $-2\sqrt{2}qt \leq x \leq 0$, where the modulus gradually varies from $m = 0$ (harmonic, trailing, edge) to $m = 1$ (soliton, leading, edge). The wave amplitude $A = 2\sqrt{b_1q}$ varies from $A = 0$ at the harmonic edge to $A = 2q$ at the soliton edge where the wave form is described by the formula

$$\psi_S = 2q \operatorname{sech}(2qx/\varepsilon) e^{i4q^2t/\varepsilon}. \quad (35)$$

At the harmonic edge $x = -2\sqrt{2}qt$ the wavenumber (10) assumes the value $k_0 \equiv k(m=0) = \sqrt{6}q/\varepsilon > 2q/\varepsilon$ (stable modulation). We note that the value of the harmonic edge speed $|s_-|$ coincides with the linear group velocity $\omega'(k) = ((\varepsilon k)^2 - 2q^2)((\varepsilon k)^2 - 4q^2)^{-1/2}$ evaluated at $k = k_0$.

Remarkably, solution (31) is essentially a *simple-wave solution* of the modulation system (17) with $g = 1$, for which two of the Riemann invariants ($\alpha_0, \bar{\alpha}_0$) are constant, and the remaining two ($\alpha_1, \bar{\alpha}_1$) vary along the same double characteristic family $V_2 = x/t$. As we mentioned earlier, the genus zero system (22) does not support solutions of this type.

We now discuss stability of the obtained solution of the focusing dispersive dam break problem. An important observation is that the constructed solution (8), (31) essentially represents a soliton train. Indeed, the dependence of the modulus $m(x/t)$ in this solution shown in Fig. 3a exhibits the values of m close to unity almost over the entire oscillations zone, which means that the dispersive dam break flow in the focusing NLS is dominated by solitons with amplitude close to $2q$. We note that the approximation of a dispersive dam break flow in a focusing medium as a train of modulated solitary waves was successfully used in [62]. The transition to $m = 0$ at the harmonic edge occurs within a narrow dynamic region, where the new oscillations are generated and then quickly transform into solitons.

Despite the partial saturation of the modulational instability in the dispersive dam break flow due to vanishing of the imaginary part of the characteristic speed V_1 for the solution (31), the wave train described by this solution

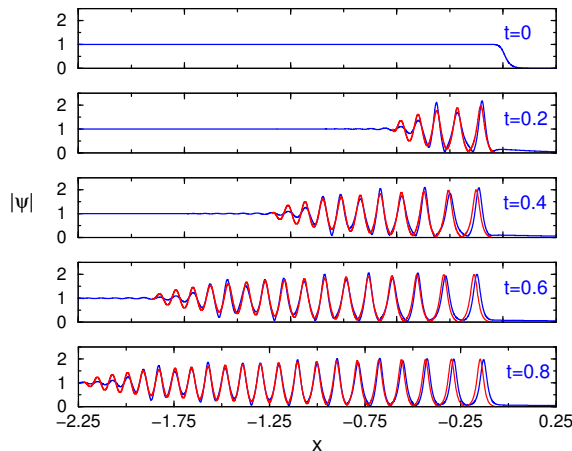


FIG. 2: Dispersive regularization of the dam break (29) in the focusing NLS eq. (16): numerical (blue) vs analytical (modulation theory, red) solution for $|\psi| = \sqrt{\rho}$. The parameter values in the problem are: $q = 1$, $\varepsilon = 1/33$.

is still subject to the instability implied by the nonzero imaginary part for the second pair of characteristic speeds V_0, \bar{V}_0 associated with the constant Riemann invariants $\alpha_0 = iq, \bar{\alpha}_0 = -iq$. This instability, however, has a weak effect on the dispersive dam break flow as such due to the just mentioned fact that the major part of the wave train is dominated by solitons, which are modulationally stable. To quantify the effect of dispersive saturation we compute the imaginary part of $V_0^{(1)}$ (we restore the upper index here to distinguish this speed from the value $V_0^{(0)}$ (24) in the genus zero region). Using (25) and (31) we obtain

$$\gamma = \Im V_0^{(1)} = \frac{4q\mu(m)(q^2 - b_1^2)}{[a_1(1 - \mu(m))]^2 + [(q - b_1) + (q + b_1)\mu(m)]^2}, \quad (36)$$

where, we recall, $\mu(m) = E(m)/K(m)$ (see (31)) and $a_1(m)$, $b_1(m)$ and $m(x, t)$ are given by (32), (33). The value of γ can be viewed as a growth rate of nonlinear mode associated with the spectral pair $\alpha_0, \bar{\alpha}_0$.

The dependence (36) of γ on t for a fixed $x_0 < 0$ is shown in Fig. 3b. One can see at each point $-2\sqrt{2}qt < x_0 < 0$ the value of γ decreases to zero with time confirming our conclusion about stability of the constructed solution.

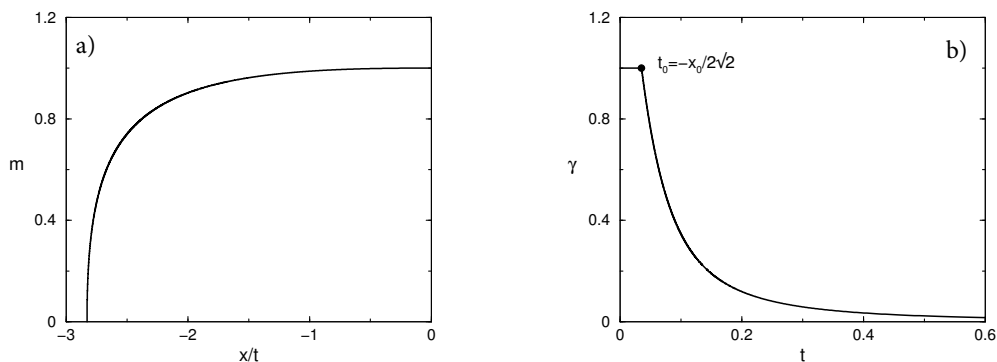


FIG. 3: Stability of the dispersive dam break flow for the focusing NLS equation. a) Behaviour of the elliptic modulus m as function of x/t in the modulation solution (33) implying the dominance of solitons in the bulk of the wave train; b) nonlinear modulation growth rate $\gamma = \Im V_0^{(1)}$ as a function of time at a fixed point $x_0 = -0.1$ for the modulation solution (31).

While the initial dam break undergoes rapid dispersive saturation, the upstream uniform plane wave state (2) for $x < -2\sqrt{2}qt$ remains modulationally unstable with respect to long-wave ($k < 2q/\varepsilon$) perturbations, and such small perturbations (a noise) are inevitably present in any physical system or numerical simulations. As a result, this instability imposes restrictions on the ‘natural’ life span of the described single-phase coherent structure of the ‘ideal’ focusing dispersive dam break flow. Let the typical amplitude of the noise be $\delta \ll 1$, Then the linear theory prediction

for the characteristic time of the development of the fastest growing mode with $k = \sqrt{2}q/\varepsilon$ is

$$t_m \sim \frac{\varepsilon}{2q^2} \ln \frac{1}{\delta}, \quad (37)$$

which gives an estimate for the lifetime of the focusing dispersive dam break flow.

In conclusion of this section we note that the focusing dispersive dam break problem was studied experimentally in [63] in the context of diffraction from an edge in a self-focusing medium. The authors of [63] observed the expanding nonlinear oscillatory regularization of a discontinuous intensity profile, qualitatively similar to that described by solution (8), (31). To suppress the modulational instability of the background state in [63] nonlocality was used as suggested by previous theoretical studies [64], [62]. Solution (8), (31) was also used in [40] for the modelling of the matter-wave bright soliton generation at the sharp edge of density distribution in a BEC.

IV. INTERACTION OF FOCUSING DISPERSIVE DAM BREAK FLOWS AND THE GENERATION OF ROGUE WAVES

As was pointed out in Section II, the standard (periodic, or solitary) rogue wave solutions are associated with the degenerate genus two NLS dynamics. This suggests that one can expect the rogue wave formation in the processes involving the interaction of two ‘regular’, single-phase waves ($g = 1$). Indeed, the ‘elementary’ rogue wave events during individual soliton collisions were observed in numerical simulations [13] (see also [8]). Here we consider a more general scenario where rogue waves (not necessarily exact Akhmediev or Peregrine breathers) are formed in the interaction of two single-phase dispersive wave trains.

We consider NLS equation (16) with $\varepsilon \ll 1$ and initial conditions in the form of a rectangular barrier for the intensity with zero initial velocity,

$$\rho(x, 0) = \begin{cases} q^2 & \text{for } |x| < L, \\ 0 & \text{for } |x| > L; \end{cases} \quad u(x, 0) = 0. \quad (38)$$

We shall refer to (16), (38) as the NLS box problem. The rigorous semi-classical asymptotics of the NLS box problem solution were calculated in the recent paper [20] for the initial stage of the evolution involving solutions with $g = 0$ and $g = 1$. The analysis in [20] was performed using the steepest descent for the oscillatory Riemann-Hilbert problem (RHP) [41] associated with the semi-classical NLS equation ([65], [61]) and, in particular, yielded the modulation solution (8), (31). In what follows we shall use an appropriate combination of the Whitham theory and the RHP techniques to construct a relatively simple exact modulation solution describing the dam break flow interaction ($g = 2$). This solution will then be used to predict the rogue wave formation.

A. Before interaction ($g = 0, 1$)

The semi-classical evolution (1), (38) starts at $t = 0$ with the instantaneous formation of two dispersive dam break flows at the discontinuity points $x = \pm L$ of the initial profile. The corresponding modulation solution consists of two centred fans emanating from $x = \pm L$ and described by the formulae (see (30)):

$$\begin{aligned} x + \Re V_1^{(1)}(iq, -iq, \alpha_1, \bar{\alpha}_1)t &= \pm L, \\ \Im V_1^{(1)}(iq, -iq, \alpha_1, \bar{\alpha}_1) &= 0. \end{aligned} \quad (39)$$

The upper sign solution (39) is defined for $0 < x < L$ and the lower sign for $-L < x < 0$. Also one uses $a_1 = \Re \alpha_1 < 0$ in (39) for $0 < x < L$ and $a_1 > 0$ for $-L < x < 0$ – see (32). We intentionally represented solution (39) in the ‘hodograph’ form to elucidate the natural matching of (39) with the modulation solution in the interaction region, which is of our primary interest. Explicit expressions for the modulation solution (39) in terms of elliptic integrals are obtained from (31) by replacing x with $x \pm L$.

Earlier we introduced the notion of a breaking curve as the line in x - t plane separating regions described by solutions with different genus g . On the first breaking curve T_1 separating the regions with $g = 0$ and $g = 1$ (see Fig. 6a) one has $m = 0$, $b_1 = 0$, $a_1 = \mp q/\sqrt{2}$ (see (34)) so, applying the limit $m \rightarrow 0$ to the solution (39), we obtain the equation

$$T_1(x) : \quad t = \frac{L - |x|}{2\sqrt{2}q}. \quad (40)$$

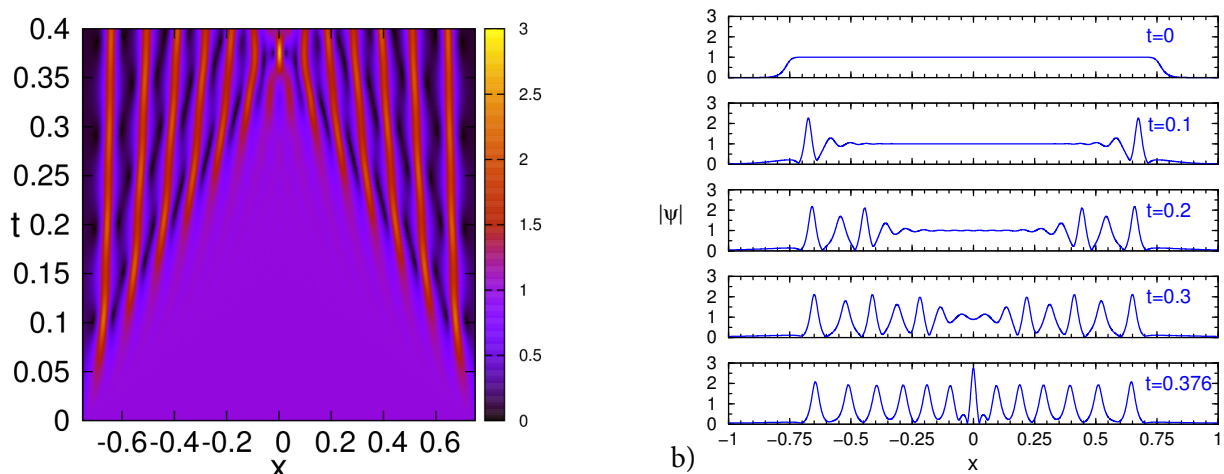


FIG. 4: Collision of two counter-propagating focusing dispersive dam break flows results in the formation of rogue waves. Numerical simulation of the NLS box problem (16), (38) with $\varepsilon = 1/33$, $q = 1$, $L = 25/33$. The rogue wave is formed at about $t = 0.376$. a) Density plot for the amplitude $|\psi| = \sqrt{\rho}$; b) Amplitude profiles for different t .

At $t = t_0 = L/2\sqrt{2}q$, $x = 0$ the counter-propagating dispersive dam break flows collide, so the developed single-phase description (39) becomes invalid for $t > t_0$. In Fig. 4 the results of the numerical simulations of the box problem with $L = 25/33$, $q = 1$ and $\varepsilon = 1/33$ are presented. The numerical method used in the simulations is briefly described in Appendix B. In Fig. 4a the density plot is presented for $|\psi(x, t)|$ while Fig. 4b shows spatial profiles of $|\psi(x)|$ at different moments of time. One can see from the bottom plot that the dispersive dam break flow collision leads to the rapid formation of a rogue wave with the wavecrest at $x = 0$, the amplitude slightly less than 3 and the wave form typical of a breather: the tall central peak rapidly decaying to zero and two smaller ‘wings’ at both sides.

Remarkably, at the point of collision ($x = 0, t = t_0$) the amplitudes of both single-phase modulated wavetrains are very small and the modulation is stable (the modulation solution yields the zero amplitude and the wavenumber $k_0 = \sqrt{6}q/\varepsilon > k_c$ at this point). However, for $t > t_0$ the interaction between these two stable, small-amplitude tails of the counter-propagating dispersive wave trains gives rise to the development of modulational instability resulting in the rapid formation of rogue waves.

In the next section, we shall study the development of this process using modulation theory for $g = 2$, some results of the RHP analysis of the semi-classical NLS equation and direct numerical simulations.

B. Interaction ($g \geq 2$)

We first present the results of the numerical simulations of the NLS box problem with $q = 1$, $L = 25/33$ and two different values of ε : $1/33$ and $1/60$. The x - t density plots for the amplitude $|\psi| = \sqrt{\rho}$ are presented in Fig. 5a and Fig. 5b respectively. One can see the regions with distinctly different behaviour of the solution in the two plots. Remarkably, both simulations produce very similar *macroscopic* patterns differing apparently only in the number of oscillations forming the pattern. This striking robustness of the macroscopic features of the dispersive dam break flow interaction despite the presence of modulational instability in the system, is a strong indication of the applicability of the limiting ($\varepsilon \rightarrow 0$), semi-classical description of this process, and of the Whitham modulation equations in particular. Indeed, as we mentioned, the existence of the semi-classical limit was rigorously established in [20] for the initial stage of the evolution involving solutions with $g = 0, 1$ but now we have some confidence in putting forward a plausible hypothesis of the validity of the semi-classical description for the regions with $g > 1$.

We now formulate the hypothesis about the structure of the x - t plane in the box problem shown in Fig. 6a. As our numerical simulations suggest, the interaction of two single-phase dispersive dam break flows is described by the modulated two-phase ($g = 2$) solution confined to a curved rhombus-like region. The genus change pattern from $g = 1$ to $g = 2$ across the first breaking curve is also consistent with the spectral mechanism of the spectrum modification across the breaking curve shown in Fig. 1. The subsequent evolution leads to the formation of regions of higher genera: $g = 3$, $g = 4$, etc. All the generated oscillations are confined to the original box interval $-L < x < L$. Remarkably, for any $x \neq 0$, as time increases, each crossing of the breaking curve results in the genus increment by one, while at $x = 0$ the genus increment across each breaking curve is two. We note that the known scenario of the

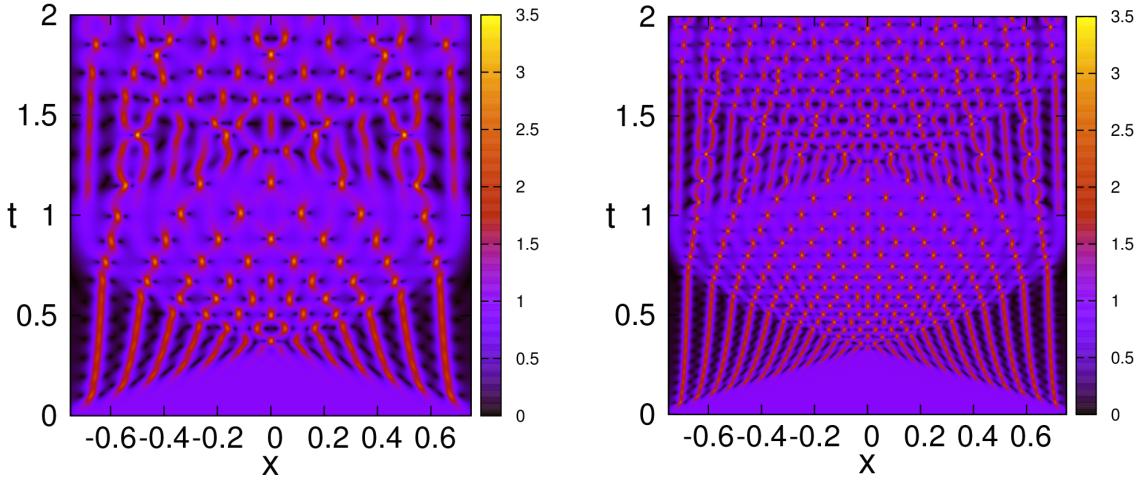


FIG. 5: Density plot for $|\psi| = \sqrt{\rho}$ in the focusing NLS box problem with $q = 1$, $L = 25/33$. a) $\varepsilon = 1/33$; b) $\varepsilon = 1/60$.

development of the semi-classical NLS solution for analytical initial data (e.g. $\psi(x, 0) = \text{sech}(x)$) involves only genus increments by two across breaking curves [61], [65] (see Fig. 7). The striking difference between the two scenarios is the reflection of the two fundamentally different spectral mechanisms of the phase transition involved. These are shown in Fig. 1 for the first breaking curve but the principle remains for the higher breaks.

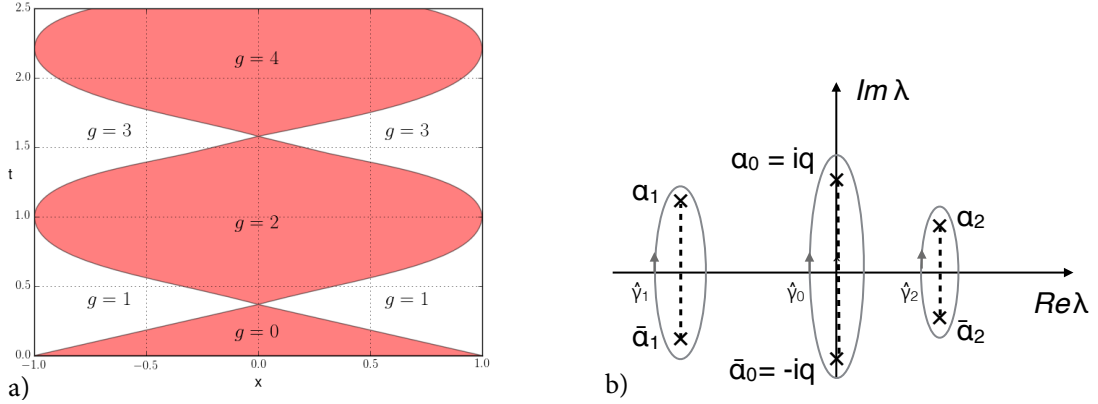


FIG. 6: a) Predicted structure of the x - t plane of the NLS box problem in the semiclassical limit suggested by the x - t density plots in Fig. 5. The diagram is normalized for $q = 1$, $L = 1$; b) Spectral portrait of the solution in the $g = 2$ region.

Below we concentrate on the analysis of the dispersive dam break flow interaction occurring in the region with $g = 2$.

1. $g = 2$: hodograph solution

The generic spectral portrait of the finite-gap NLS solution in the $g = 2$ region is shown in Fig. 6b. The modulation is described by three complex conjugate pairs of Riemann invariants $\alpha_j, \bar{\alpha}_j$, $j = 0, 1, 2$. Two of the Riemann invariants remain constant: $\alpha_0 = iq$, $\bar{\alpha}_0 = -iq$, so we are left with just two varying pairs: $\alpha_j, \bar{\alpha}_j$, $j = 1, 2$. Solution for these invariants can be found via the Tsarev generalized hodograph transform [52]. This method was originally developed for hyperbolic systems of hydrodynamic type but is equally applicable to elliptic systems. Tsarev's result in the application to our present problem can be formulated as follows. Any local non-constant solution of the modulation system (17) in the genus two region is given in an implicit form by the system of two algebraic equations with complex coefficients

$$x + V_j(\alpha, \bar{\alpha})t = w_j(\alpha, \bar{\alpha}), \quad x + \bar{V}_j(\alpha, \bar{\alpha})t = \bar{w}_j(\alpha, \bar{\alpha}), \quad j = 1, 2, \quad (41)$$

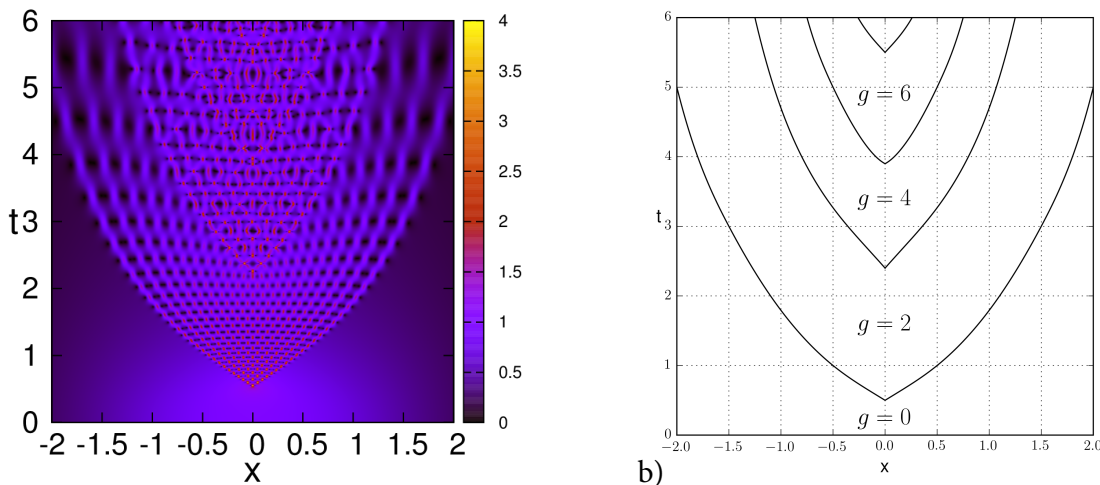


FIG. 7: NLS equation (1) with the $\varepsilon = 1/33$ and the initial condition $\psi = \text{sech}x$. a) Density plot for $|\psi(x,t)|$; b) Structure of the x - t plane in the semi-classical limit suggested by a).

where $\alpha = (iq, \alpha_1, \alpha_2)$; the characteristic speeds $V_j(\alpha, \bar{\alpha}) \equiv V_j^{(2)}(\alpha, \bar{\alpha})$ are given by (18), (6) (or, equivalently, by (21)); and the four unknown functions $w_j, \bar{w}_j, j = 1, 2$ satisfy the system of four *linear* partial differential equations

$$\frac{\partial_{\alpha_j} w_k}{w_k - w_j} = \frac{\partial_{\alpha_j} V_k}{V_k - V_j}, \quad j, k = 1, 2, \quad k \neq j, \quad \text{and c.c.} \quad (42)$$

Here $\partial_{\alpha_j} \equiv \frac{\partial}{\partial \alpha_j}$.

For (41), (42) to describe the interaction of two dispersive dam break flows in the box problem, equations (42) must be supplied with appropriate boundary conditions. These conditions follow from the requirement of continuous matching, on the second breaking curve $t = T_2(x)$, of the hodograph solution (41) with the known solution (39) (in which α_1 should be replaced by α_2 for $0 < x < L$). Similar to the first breaking curve $T_1(x)$, the curve $T_2(x)$ is a free boundary, on which two of the Riemann invariants merge (cf. Fig.1b showing the prototypical spectrum modification across a breaking curve in the box problem):

$$T_2: \quad \alpha_1 = \bar{\alpha}_1 = -q/\sqrt{2} \quad \text{for} \quad -L < x < 0 \quad \text{and} \quad \alpha_2 = \bar{\alpha}_2 = q/\sqrt{2} \quad \text{for} \quad 0 < x < L. \quad (43)$$

The matching regularization procedure for the the focusing NLS is in many respects analogous to that in the defocusing NLS theory (see [66]). We won't describe it in much detail but just mention that, having found the solution w_j, \bar{w}_j of the Tsarev equations, one then needs to verify that the resulting hodograph equations (41) are invertible, i.e. that they specify functions $\alpha(x, t), \bar{\alpha}(x, t)$ in a certain region of x - t plane. See [67] for the 'hyperbolic' counterpart of this construction arising in the description of the DSW interaction in the KdV modulation theory.

We by-pass the outlined above direct matching regularization procedure by taking advantage of the available mathematical results from the RHP analysis of the semi-classical focusing NLS [71] and applying them to the genus two region in box problem. More specifically, we shall express Tsarev's w_j 's in terms of the 'modulation phase functions' $\Upsilon_j(\alpha, \bar{\alpha})$ introduced in Section II. These phase functions depend in a simple way on the the semi-classical scattering data for the box potential [20]. We shall then verify that the functions w_j generated by the phases Υ_j : a) satisfy equations (42), and b) provide, via the hodograph formulae (41), the required matching for $\alpha_j(x, t)$ on the breaking curve. Below we present a formal derivation of the modulation solution along these lines. The outline of the self-contained rigorous RHP construction underlying this derivation and explaining the connection between the modulation solution and semi-classical RHP can be found in Appendix A.

We start with recalling that, for the solution $\psi(x, t; \varepsilon)$ of the semi-classical NLS to have an asymptotic representation in the form of the modulated finite-gap potential (4), (17) depending on g linear phases $\varepsilon^{-1}\eta_j$, where $\eta_j = k_j x + \omega_j t + \eta_j^0$, one must require that 'initial phases' η_j^0 are functions of $\alpha, \bar{\alpha}$ so that the general kinematic conditions (20) are satisfied. To this end we introduce $\eta_j^0 = -\Upsilon_j(\alpha, \bar{\alpha})$ and use the first condition (20),

$$\frac{\partial(k_j x + \omega_j t - \Upsilon_j)}{\partial x} = k_j, \quad j = 1, 2, \quad (44)$$

to obtain

$$\frac{\partial k_j}{\partial \alpha_m} x + \frac{\partial \omega_j}{\partial \alpha_m} t = \frac{\partial \Upsilon_j}{\partial \alpha_m}, \quad \text{and c.c.}, \quad j, m = 1, 2 \quad (45)$$

provided $\partial \alpha_j / \partial x \neq 0$, $\partial \bar{\alpha}_j / \partial x \neq 0$, $j = 1, 2$. Here $k_j(\alpha, \bar{\alpha})$ and $\omega_j(\alpha, \bar{\alpha})$ are defined by (6), and Υ_j 's are yet to be found. The second condition (20) leads to the same set of equations (45). As we shall see, only half of the equations (45) are independent so it is sufficient to consider either $m = 1$ or $m = 2$. We also note that equations (45) admit a compact and elegant representation in the form of the stationary phase conditions:

$$\frac{\partial \eta_j}{\partial \alpha_m} = 0, \quad \frac{\partial \eta_j}{\partial \bar{\alpha}_m} = 0, \quad j, m = 1, 2. \quad (46)$$

For given functions $\Upsilon_j(\alpha, \bar{\alpha})$ equations (45) fully define the modulations $\alpha(x, t)$, $\bar{\alpha}(x, t)$ (assuming invertibility of (45), which is not guaranteed *a priori*). Comparing equations (45) with the hodograph solution (41) and using the representation (18) for the characteristic speeds $V_j(\alpha, \bar{\alpha})$ in (41) one readily makes the identification

$$w_m = \frac{\partial \alpha_m \Upsilon_j}{\partial \alpha_m k_j} \quad \text{and c.c.}, \quad m = 1, 2. \quad (47)$$

Note that (47) must yield the same function $w_m(\alpha, \bar{\alpha})$ for $j = 1$ and $j = 2$ (cf. (18)). Within the RHP approach the phases Υ_j are determined in terms of $g + 1$ functions $f_k(\zeta)$, $k = 0, 1, \dots, g$ containing the information about the scattering data for the initial potential (see (A17) in Appendix A)

$$\Upsilon_j = \frac{1}{4\pi i} \sum_{k=0}^2 \oint_{\hat{\gamma}_k} \frac{f_k(\zeta) p_j(\zeta) d\zeta}{\mathcal{R}(\zeta)}, \quad j = 1, 2, \quad (48)$$

where

$$p_j(\lambda) = \varkappa_{j,1} \lambda + \varkappa_{j,2}, \quad (49)$$

$\mathcal{R}(\lambda) \equiv \mathcal{R}_2(\lambda, \alpha, \bar{\alpha})$ is given by (5), and the coefficients $\varkappa_{j,1}$, $\varkappa_{j,2}$ are determined by conditions (7) with $g = 2$. We have verified that functions w_j defined by (41), (47), (48) satisfy equations for arbitrary $f_k(\zeta)$, thus defining the general *local* solution to the genus two Whitham equations. We mention in passing that the quantities $d\Omega_j = p_j(\lambda) d\lambda / \mathcal{R}(\lambda, \alpha, \bar{\alpha})$ represent normalized holomorphic differentials playing important role in the construction of finite-gap solutions of the NLS equation (see e.g. [53]). These differentials also serve as generation functions for solutions of the Whitham equations associated with KdV hierarchy [56], [57]. One can see from (48), (47) that they play essentially the same role in the NLS modulation theory.

For the box potential (38) we have $\alpha_0 = iq$ so $\mathcal{R}(\lambda) = R(\lambda)\nu(\lambda)$, where

$$R(\lambda) = \sqrt{(\lambda - \alpha_1)(\lambda - \bar{\alpha}_1) \dots (\lambda - \alpha_g)(\lambda - \bar{\alpha}_g)}, \quad \nu(\lambda) = \sqrt{\lambda^2 + q^2}. \quad (50)$$

The functions $f_k(\lambda)$ in (48) have the form [20]

$$f_0(\lambda) = f_1(\lambda) = -2L\lambda, \quad f_2(\lambda) = -2L\lambda + 4L\nu(\lambda). \quad (51)$$

Using (47), (41) one can verify that the necessary matching conditions with the genus one solution (39) on the second breaking curve are satisfied. In what follows we shall only need to explicitly verify these conditions at the point of the dispersive dam break flow collision $x = 0$, $t = L/2\sqrt{2}q$, which is the common point for T_1 and T_2 . At this point one has $\alpha_1 = -q/\sqrt{2}$ and $\alpha_2 = q/\sqrt{2}$ (see (43)).

2. Rogue wave formation

We shall call the modulated quasi-periodic wave in the dam break flow interaction ($g = 2$) region the *modulated breather lattice* in analogy with the term ‘modulated soliton lattice’ used for the slowly varying finite-gap solutions of the KdV equation [58]. We first present numerical solution for the amplitude $|\psi(x, t)|$ in the interaction region. The spatial profiles shown in Fig. 8 represent the snapshots of the solution in Fig. 5a taken at the times corresponding to the temporal maxima of the breather lattice. We shall use the modulation solution obtained in the previous subsection to analyze the dam break flow interaction dynamics. For that, we shall look at the temporal behaviour of

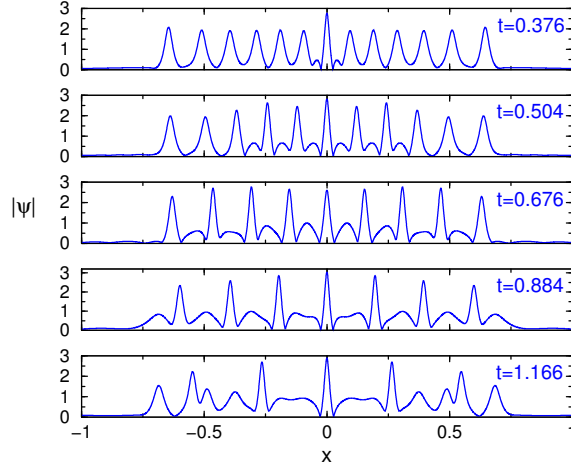


FIG. 8: Emergence and development of the modulated breather lattice ($g = 2$) due to the interaction of dispersive dam break flows ($g = 1$). Numerical solution $|\psi(x, t)|$ of the NLS equation (1) with $\varepsilon = 1/33$ and the box initial conditions (38) with $q = 1$, $L = 25/33$. See Fig. 5a for the corresponding density plot.

the modulations at $x = 0$, which, due to the symmetry $x \rightarrow -x$, allows for significant simplification of the analytic expressions. As we shall see, the modulation solution at $x = 0$ provides a major insight into the interaction dynamics in the entire genus two region. From (45) we obtain:

$$x = 0 : \quad \frac{\partial \omega_j}{\partial \alpha_1} t = \frac{\partial \Upsilon_j}{\partial \alpha_1}, \quad \text{and c.c.,} \quad j = 1, 2. \quad (52)$$

In view of the symmetry $x \rightarrow -x$ we have $\alpha_2(0, t) = -\bar{\alpha}_1(0, t)$ so that the coefficients $\varkappa_{i,j}$ entering the expressions for $\omega_{1,2}$ and $\Upsilon_{1,2}$ (see (6), (7) and (48), (49)) can be evaluated as (see Appendix A)

$$x = 0 : \quad \varkappa_{1,1} = -\varkappa_{2,1} = -\frac{1}{4i} \left(\int_q^\infty \frac{z dz}{Q(z)\mu(z)} \right)^{-1}, \quad \varkappa_{1,2} = \varkappa_{2,2} = -\frac{1}{2i} \left(\int_{-q}^q \frac{dz}{Q(z)\mu(z)} \right)^{-1}, \quad (53)$$

where

$$Q(z) = \sqrt{[(z-b)^2 + a^2][(z+b)^2 + a^2]}, \quad \mu(z) = \sqrt{q^2 - z^2}. \quad (54)$$

As a result, the hodograph modulation solution (52) can be represented in the form (see Appendix A for the outline of the calculation)

$$\frac{L}{2\pi} \int_{-q}^q \frac{dz}{Q(z)\mu(z)} \int_{-\infty}^\infty \frac{(z-b) - ia}{|z + i\alpha|^2} \frac{dz}{Q(z)} = \int_{-q}^q \frac{(z-b) - ia}{|z + i\alpha|^2} \frac{dz}{Q(z)\mu(z)} \left(-\frac{t}{2} + \frac{L}{2\pi} \int_{-\infty}^\infty \frac{dz}{Q(z)} \right), \quad (55)$$

where

$$\alpha(t) = a(t) + ib(t) = \alpha_2(0, t). \quad (56)$$

It is not difficult to verify that at $t = L/2\sqrt{2}q$ (the moment of the single-phase dam break flow collision at $x = 0$, corresponding to the tip of the $g = 1$ region in the diagram in Fig. 6a) one has $a = q/\sqrt{2}$, $b = 0$ as required.

Separating real and imaginary parts in (55) we obtain two equations for $a(t)$ and $b(t)$. We then solve the obtained system numerically, using the Broyden method [68], which involves the Jacobian matrix of the system. Instead of the analytical evaluation of derivatives in (55), we constructed an approximation to the Jacobian matrix, which was updated at each iteration. The initial Jacobian can be set as the identity matrix or a finite difference approximation, like in the first-order forward difference method. The resulting plots $a(t)$, $b(t)$ and $b(a)$ are presented in Fig. 9. One can see that the imaginary part of α rapidly grows, while the real one decreases.

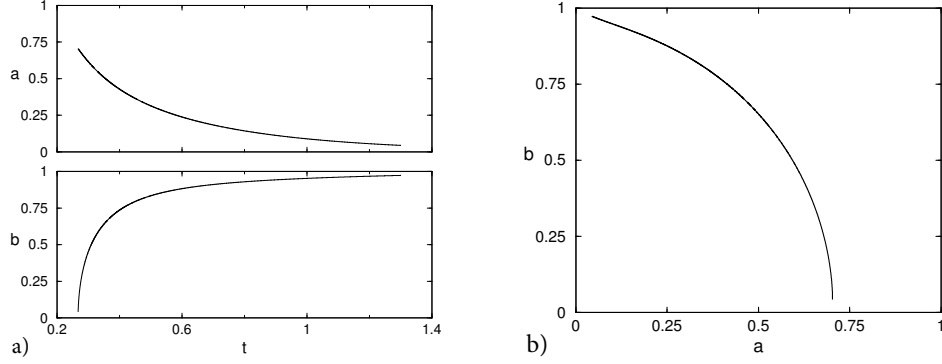


FIG. 9: Trajectory of $\alpha = a + ib$ for $x = 0$ in the genus two region, formula (55) with $q = 1$, $L = 25/33$, as in Figs. 5, 8. The evolution starts on the real axis, $b = 0$, $a = 1/\sqrt{2}$, $t = t_0 = L/2\sqrt{2} \approx 0.27$. One can see that b rapidly grows while a decreases, so the branch point α approaches the imaginary axis at $b = 1$.

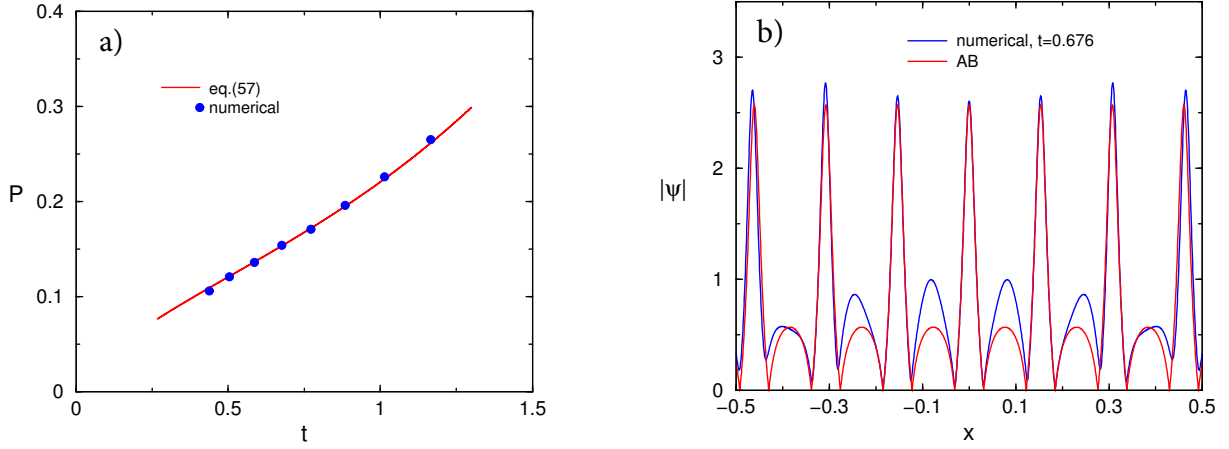


FIG. 10: a) Dependence of the wave spatial period (wavelength) on time in the genus 2 region at $x = 0$. Line – formula (57), dots – NLS numerical simulations data (the distance between the peaks near $x = 0$ in the full numerical solution for the box problem with $q = 1$, $L = 25/33$, $\varepsilon = 1/33$); b) Comparison of the numerical solution of the box problem at $t = 0.676$ (blue) with the Akhmediev breather solution (11) with the spatial period $2\pi\varepsilon/p = P(0.676) = 0.154$ found from (57) (red).

As follows from (6), (53), the normalized wavenumbers and frequencies are calculated at $x = 0$ as $k_1 = -k_2 = -4\pi i \varkappa_{1,1}$ and $\omega_1 = \omega_2 = -4\pi i \varkappa_{1,2}$ respectively. Then the spatial P and temporal (‘breathing’) T periods of the solution at $x = 0$ are

$$P(t) = \frac{2\pi\varepsilon}{k_1} = 2\varepsilon \int_q^\infty \frac{z dz}{Q(z)\mu(z)}, \quad T(t) = \frac{2\pi\varepsilon}{\omega_1} = \varepsilon \int_{-q}^q \frac{dz}{Q(z)\mu(z)}. \quad (57)$$

Note that $P(t)$ and $T(t)$ have the meaning of the *local* (i.e. defined at a point $(0, t)$) periods of the slowly modulated finite-gap solution – see the definition (20) of the local wavenumbers and local frequencies. Thus, the solution at $x = 0$ considered for any fixed time t within the genus two region has a *single* local spatial period and thus, can be approximated by an appropriate periodic NLS solution in some vicinity of $x = 0$. The natural candidate for such an approximation is the Akhmediev breather (AB) (11), which is a limiting wave form of the two-gap NLS solution and has a single spatial period $2\pi\varepsilon/p$ (we note that AB (11) is also a single-parameter solution so its period also defines the amplitude). To this end we use the dependence $P(t)$ as a period for the AB and compare the profiles of quasicontinuous breather lattice observed in the numerical solution (see Figs 5, 8) with the spatial profile of the AB (11) with the period $2\pi\varepsilon/p = P(t)$ and appropriately chosen phase. Such a comparison for $t = 0.676$ ($P = 0.154$) is shown in Fig. 10b. One can see excellent agreement in the amplitudes, positions and detailed profiles of the main peaks (obviously the fitting of the AB phase was necessary). Remarkably, the agreement within the genus two region

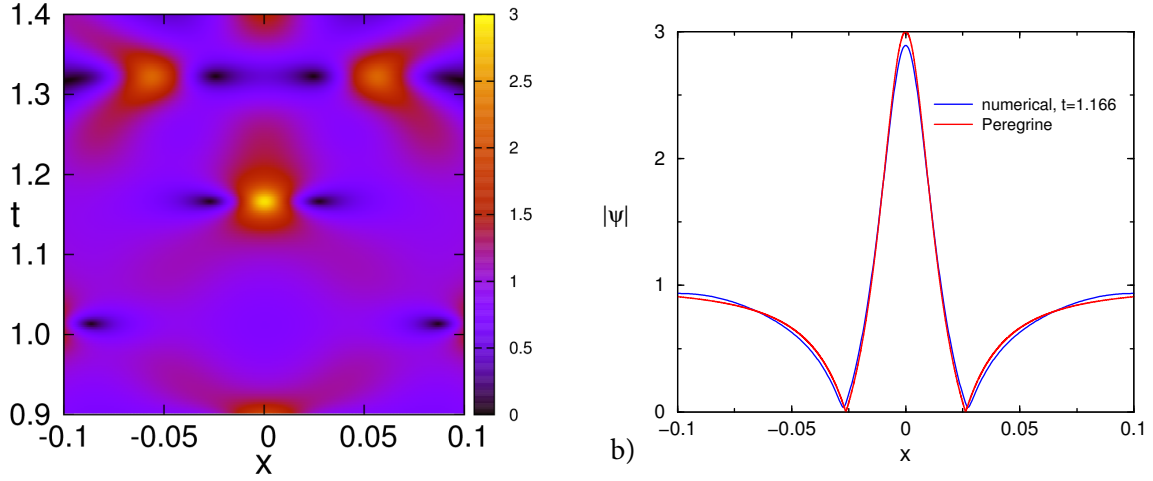


FIG. 11: a) Density plot for $|\psi|$ in the NLS box problem with $q = 1$, $L = 25/33$, $\varepsilon = 1/33$: zoom in near the region of the rogue wave formation at $t = 1.166$; b) The rogue wave profile: red – numerical solution of the box problem, the zoom in at $x = 0$, $t = 1.166$; green – the Peregrine soliton (14) for $q = 1$.

remains very good (and even improves with respect to the lower maxima) away from $x = 0$.

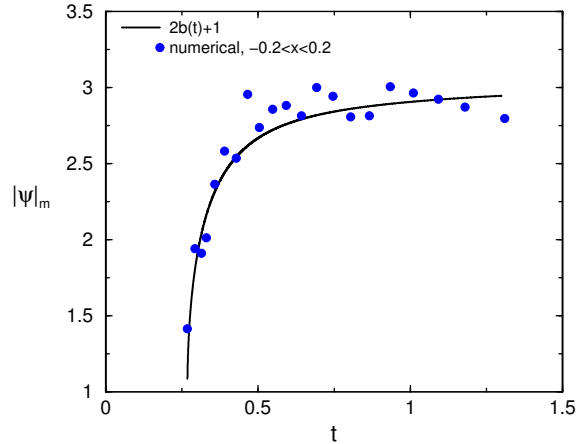


FIG. 12: Maximum amplitude $|\psi|_m$ as function of time in the genus two region. Solid line: the estimate $2b(t) + 1$ for $|\psi|_m$ constructed from the modulation solution (55) at $x = 0$; blue dots: the values of $|\psi|_m$ extracted from the numerical solution of the NLS box problem with $q = 1$, $L = 25/33$, $\varepsilon = 1/60$ (see Fig. 5b) within the strip $-0.2 < x < 0.2$.

As one can see the period P increases with time which is indicative of the tendency of the approximating AB breather towards the Peregrine soliton. Indeed, from the trajectory of the branch point α in the complex plane shown in Fig. 9b it is seen that near the upper boundary of the genus two region, ($t \approx 1.25$ – see Fig. 5), the imaginary part b of the moving branch point approaches the value q (note that $q = 1$ in the plot) whereas a approaches zero. Since $\alpha = \alpha_2 = -\bar{\alpha}_1$ one can conclude that the spectral portrait of the solution approaches that of the Peregrine soliton (a double point placed at the branch point of the basic cut $[-iq, iq]$). Indeed, the comparison of the wave form of the large oscillation observed in the numerical simulations at $t = 1.16$, $x = 0$ with the plot of the Peregrine soliton (14) shows excellent agreement – see Fig. 11.

Finally, we study the behavior of the maximum wave height as a function of time within the genus two region. The maximum wave height in a (non-modulated) finite-gap NLS solution with $0 \leq g \leq 2$ can be found from a simple formula $|\psi|_m = \sum b_j$, where $b_i = \Im \alpha_j$ [73]. This formula is obvious for $g = 0, 1$ (see (8)). It can also be readily obtained for $g = 2$ in the particular case when $b_1 = b_2$ (see e.g. [3]). To this end we plot the function $1 + 2b(t)$ using solution $b(t)$ of the modulation equation (55) and compare the result with the values of $|\psi|_m$ extracted from the numerical solution of the NLS (1) with very small $\varepsilon = 1/60$ (see Fig. 5b for the corresponding amplitude density

plot) in the strip $-0.2 < x < 0.2$ containing at least three peaks in an ε -neighbourhood of most points $(0, t)$ within the $g = 2$ region. The comparison is presented in Fig. 12. One can see that the curve $1 + 2b(t)$ provides a very good approximation for the dependence of $|\psi|_m(t)$, which exhibits rapid growth within the two-phase interaction region further supporting the proposed mechanism of the rogue wave formation.

3. Long-time behavior

Of particular interest is the long-time behavior of the solution to the semi-classical NLS box problem. Here we only present a hypothesis about the asymptotic structure of the solution based on the results of the numerical simulations, leaving a detailed analytical study to a future work.

The small-dispersion NLS evolution in the box problem (1), (38) with zero initial ‘velocity’ u has two key macroscopic features: (i) the oscillations for all times are confined to the spatial domain $-L < x < L$; and (ii) the solution genus (the number of nonlinear oscillatory modes) grows with time. Both features are illustrated in the diagram in Fig. 6a. Our numerical simulations suggest that the pattern of the x - t plane splitting into the regions of different genera shown in Fig. 6a persists as time increases (we ran the computations up to about $t = 6$ for the box problem with $\varepsilon = 1/33$, $q = 1$, $L = 25/33$). Motivated by this observation, we put forward a plausible hypothesis that for $t \gg 1$ the solution genus $g \sim t$, as long as $t \ll \varepsilon^{-1}$. Then a pertinent question arises: what is the long-time asymptotic distribution of the spectral bands in the complex plane? In the KdV theory the consideration of the thermodynamic, infinite-genus limit of finite-gap potentials [29] and of the associated Whitham equations [30] has led to the kinetic description of a soliton gas [31], [32]. The focusing NLS counterpart of this theory would include the ‘breather gas’ description which is yet to be developed. The long-time asymptotics of the NLS box problem, thus, could provide insight into the properties of strong integrable NLS turbulence, which has recently become the subject of an active research (see [9] and [18] for the recent numerical and experimental results respectively).

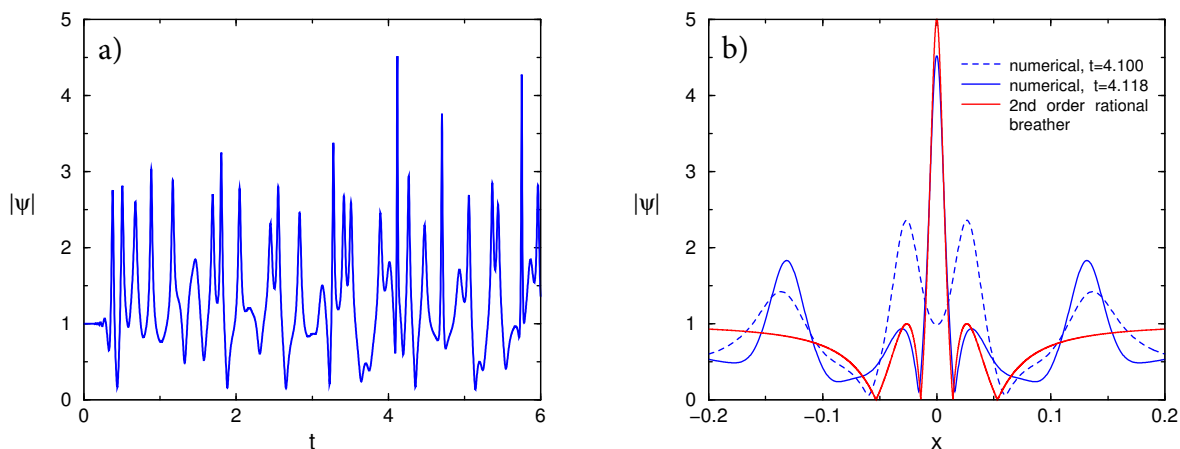


FIG. 13: Formation of higher order rogue waves in the long-time evolution in the NLS box problem with $q = 1$, $L = 25/33$, $\varepsilon = 1/33$. a) Dependence of the wave amplitude $|\psi|$ on t at $x = 0$. One can see the presence of the rogue wave with $|\psi|_m \approx 4.5$ at $t = 4.118$; b) Profile of the higher-order rogue wave: numerical solution of the box problem at $t = 4.100$; 4.118 near $x = 0$ (blue), second-order rational breather solution (58) (red).

In the higher-genus ($g > 2$) regions generated in the course of the evolution in the NLS box problem, there arises a possibility of the formation of higher order rogue waves with the maximum height significantly exceeding that of the ‘regular’ rogue waves. Probably the simplest example of such a ‘super rogue wave’ is the second-order rational breather solution of the NLS equation, which has the form [69], [15]

$$\psi = q \left[1 - 4 \frac{G + iH}{D} \right] e^{iq^2 t/\varepsilon}, \quad (58)$$

where G , H and D are given by:

$$\begin{aligned} G &= -\frac{3}{16} + \frac{3}{2}X^2 + X^4 + \frac{9}{2}T^2 + 6V^2T^2 + 5X^4, & H &= T \left(-\frac{15}{8} - 3X^2 + 2X^2 + X^4 + 4X^2T^2 + 2T^4 \right), \\ D &= \frac{3}{64} + \frac{9X^2}{16} + \frac{X^4}{4} + \frac{X^6}{3} + \frac{33}{16}T^2 - \frac{3}{2}X^2T^2 + X^4T^2 + \frac{9}{4}T^4 + X^2T^4 + \frac{T^6}{3}. \end{aligned} \quad (59)$$

Here $X = x/\varepsilon$, $T = t/\varepsilon$. The maximum height of the breather (59) is $5q$.

Our numerical simulations show that the higher order rogue wave indeed appear in the NLS box problem. In Fig. 13a the plot of the numerical solution for the amplitude $|\psi(0, t)|$ is presented for the box problem with $\varepsilon = 1/33$, $q = 1$ and $L = 25/33$ in the interval $0 < t < 6$. One can see a very high peak with $|\psi|_m \approx 4.5$ at about $t = 4.1$. The comparison of the wave profile at $t = 4.118$ with the second-order rational breather profile (59) is shown in Fig. 13b and demonstrates good agreement. This ‘super rogue wave’ can be interpreted as a result of the collision of two lower-order breathers shown in dashed line corresponding to the solution at $t = 4.100$, just prior the formation of the higher order rogue wave. A more accurate interpretation of this effect is the interaction of nonlinear modes within the modulated g -phase (g -gap) solution. In this regard it is worth noting that, while the local profile of this solution around $x = 0$ is reasonably close to the rational breather, it is not an exact solitary wave (see also the comparisons with Akhmediev and Peregrine breathers in the $g = 2$ region). Importantly, the emergence of a single large amplitude oscillation within a multiphase solution (4) at a particular x, t -point requires that a certain precise relationship between the phases $\varepsilon^{-1}\eta_j$ is satisfied, and so is sensitive to changes of ε . This sensitivity is expected to increase with growth of g . Thus, the exact prediction of the emergence of higher-order rogue waves in the regions with sufficiently large g is impractical and should be replaced with a statistical description within the general integrable turbulence theory even though the original formulation of the semi-classical NLS box problem is purely deterministic. This is in line with the proposition made in the beginning of this section that the long-time asymptotic behaviour of the semiclassical NLS should be generally described in statistical terms. In this connection we note that the statistical description of the long-time asymptotic solution of the small-dispersion KdV equation with deterministic initial conditions defined on the entire x -axis was considered in [74], [75].

V. EFFECTS OF PERTURBATIONS ON THE SEMI-CLASSICAL EVOLUTION

In Sections II - IV we have described an analytically tractable scenario of the rogue wave generation in the framework of the semi-classical focusing NLS equation with the initial data in the form of a real-valued rectangular potential (the ‘box’). In practice (physical or numerical experiment) this idealized scenario may be affected by at least two factors: (i) the presence of a noise (physical or numerical); and (ii) higher-order physical effects (e.g. Raman scattering, saturable nonlinearity etc). The first factor is inevitably present in any physical system and, due to modulational instability, will impose natural restrictions on the admissible values of q and L characterizing the initial box potential. The second factor generally destroys integrability of the NLS equation and thus, can affect the very existence of the multi-phase solutions and the corresponding semi-classical limits. While, obviously, the quantitative effect of both factors depends on their magnitudes, it is important to understand what qualitative changes may occur in the system due to their presence. While the detailed study of this important issue is beyond the scope of this paper, we present below some estimates and numerical simulations illustrating the effects of the noise and non-integrable perturbations on the solution of the NLS box problem.

The effect of the external noise on the dispersive dam break flow evolution was briefly discussed at the end of Section III (see formula (37) for the estimate of the dispersive dam break flow lifetime due to the development of modulational instability of the external condensate (plane wave)). In the box problem involving the generation of two dispersive dam break flows, the presence of the noise will impose some restrictions on the admissible initial box parameters for which the semi-classical NLS description is valid in ‘practical terms’. E.g. if the box is too wide or too tall, the noise perturbations of the condensate in the central part of the box will have enough time to develop before the harmonic edges of the counter-propagating dispersive dam break flows will meet at $x = 0$ and saturate the instability. In Fig. 14 the amplitude density plot is presented for the NLS evolution of the initial box with our standard parameters $q = 1$, $L = 25/33$ but with $\varepsilon = 0.01$ in the NLS equation (1), which is significantly smaller than our usual value $\varepsilon = 1/33$. One can see an extra oscillatory structure forming in the central part of the box, inside the region $g = 0$. Apparently, a related phenomenon was observed in the numerical simulations in [48] where it was aptly named ‘the beard’. In [48] the beard phenomenon was ascribed to non-analyticity of the initial data. Our numerical experiments with the highly non-analytical box initial conditions suggest that the origin of the beard phenomenon lies in the development of the modulational instability due to numerical noise.

We use the estimate (37) for the lifetime of the dispersive dam break flow to obtain an estimate for the ‘critical’ parameters L_c, q_c of the initial box with respect to the beard formation phenomenon. For that, we use the balance

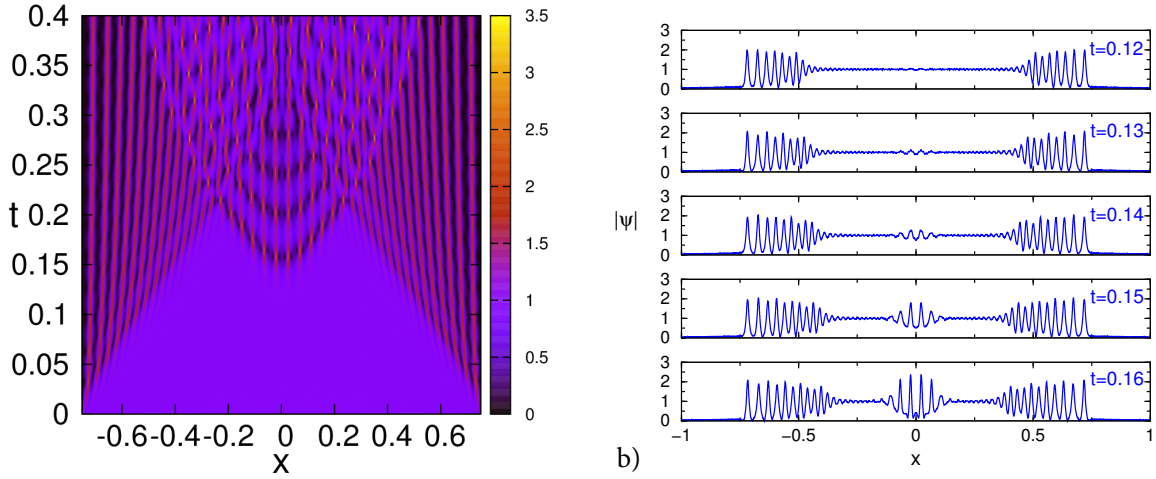


FIG. 14: ‘Growing the beard’: the effect of noise on the semi-classical box evolution. Numerical simulation of the NLS box problem with $q = 1$, $L = 25/33$, $\varepsilon = 0.01$. a) density plot for $|\psi|$; b) amplitude profile for different t .

relation $t_m = t_0$, where $t_0 = L/2\sqrt{2}q$ is the time at which the collision of two dispersive dam break flow occurs at $x = 0$ (see (40)) so that the modulational instability of the condensate in the genus zero region is saturated by the foranition of breather lattices. As a result we obtain the critical value of the initial ‘mass’ $A = qL$:

$$A_c = (qL)_c = \sqrt{2}\varepsilon \ln \frac{1}{\delta}. \quad (60)$$

The boxes with $A > A_c$ will ‘grow’ the beard.

The higher order physical effects are described by additional/modified terms in the NLS equation. In most cases these modifications lead to the loss of integrability and hence, IST and semi-classical analysis via the Riemann-Hilbert steepest descent approach are no longer available. Still, periodic solutions and the Whitham equations can be derived, so the formal analytical description of dispersive dam breaks flows is possible. It is interesting to see whether the interaction pattern for counter-propagating dam break flows will persist despite non-integrability of the problem.

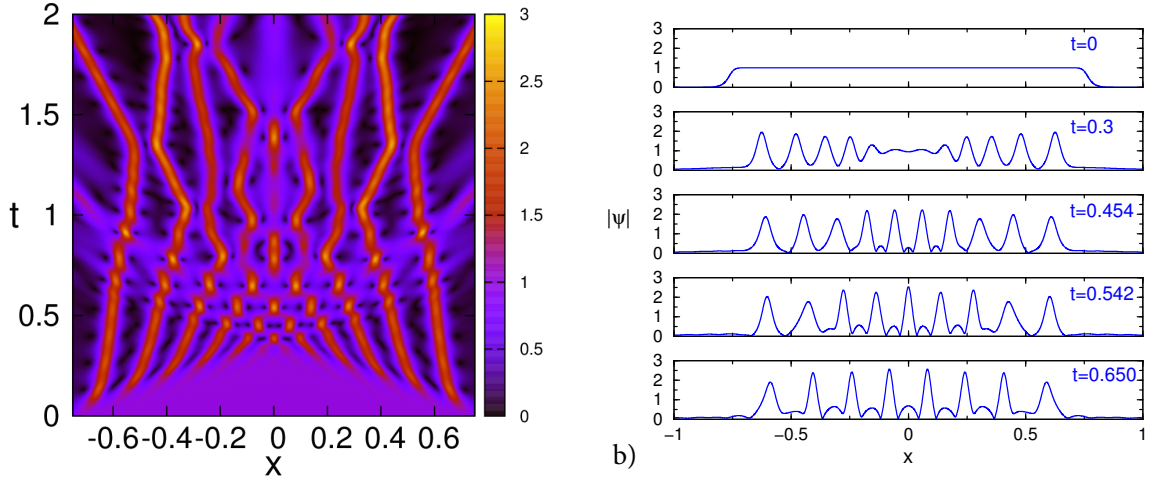


FIG. 15: Effect of nonlinear saturation on the formation of a breather lattice in the small-dispersion box problem (cf. Figs. 5, 8). Numerical solution of the box problem ($q = 1$, $L = 25/33$) for saturable NLS equation (61) with $\gamma = 0.1$, $\varepsilon = 1/30$. a) Density plot for $|\psi(x, t)|$; b) Spatial profiles of the amplitude $|\psi(x)|$ at different moments of time.

To be specific, we consider the NLS equation with saturable nonlinearity, which arises in the description of light propagation in some media with highly nonlinear optical properties (see e.g. [76])

$$i\varepsilon\psi_t + \frac{1}{2}\varepsilon^2\psi_{xx} + \frac{|\psi|^2}{1 + \gamma|\psi|^2}\psi = 0, \quad (61)$$

where γ is the coefficient characterising the strength of the saturation effect. For $\gamma \ll 1$ equation (61) is a perturbed NLS equation (1).

In Fig.?? the results of the numerical simulations of the box problem with $q = 1$, $L = 25/33$ for the saturable NLS (61) with $\gamma = 0.1$, $\varepsilon = 1/30$ are presented. We have chosen a relatively large value of the parameter γ to elucidate the qualitative effects of saturable nonlinearity. One can draw some immediate conclusions from the simulations shown in Fig. 15: (i) the initial evolution for the saturable case is qualitatively similar to that in the pure, cubic NLS case: one can clearly see the formation of two dispersive dam break flows (cf. Fig. 5); (ii) quite remarkably, the qualitative agreement with the cubic case stretches beyond the evolution of modulated periodic solutions. Indeed, one can see that the interaction of two dispersive dam break flows leads to the formation of the two-phase region dominated by the breather lattices *despite non-integrability* of the saturable NLS (61) (we note that a similar persistence of the two-phase pattern despite non-integrability of the governing equation was observed in numerical simulations of the DSW interaction for the defocusing saturable NLS [77]). One should also note that the amplitudes of the breathers generated in the saturable NLS are noticeably smaller than in the cubic nonlinearity case (cf. Fig. ??b and Fig.8); (iii) the evolution beyond the two-phase region is qualitatively different compared to the inntegrable, cubic nonlinearity case.

VI. CONCLUSIONS

In this work, we proposed a novel mechanism of the rogue wave formation described in the framework of the focusing nonlinear Schrödinger (NLS) equation with small dispersion parameter. The key role in our construction is played by the dispersive focusing dam break flow — a DSW-like nonlinear wave train regularizing an initial sharp transition between the uniform plane wave and the zero-intensity, vacuum state. We have considered the NLS evolution of a square profile (a ‘box’) giving rise to two such counter-propagating dispersive dam break flows, whose interaction has been shown to result in the emergence of a modulated two-phase large-amplitude breather lattice closely approximated by the sequence of Akhmediev and Peregrine breathers within certain time-space domain. We have used a combination of the nonlinear modulation (Whitham) theory and elements of the steepest descent method for the Riemann-Hilbert problem associated with the semi-classical NLS equation, to construct the exact modulation solution describing the two-phase interaction in the box problem and predict the parameters of the emerging rogue waves. Our semi-classical analytical results are shown to be in excellent agreement with direct numerical simulations of the NLS box problem. We also show that the proposed rogue wave generation mechanism is different, both physically and mathematically, from the generation of the Peregrine solitons during the regularization of the generic gradient catastrophe in the semi-classical NLS equation with analytic, bell-shaped initial conditions considered in [12, 42–44].

Our numerical simulations of the NLS box problem for longer times suggest that the evolution beyond the two-phase interaction dynamics leads to the generation of the regions filled with quasi-periodic waves with the number of interacting nonlinear modes (phases) increasing with time at each point within the spatial location of the initial box potential. We put forward a hypothesis that for $1 \ll t \ll \varepsilon^{-1}$ the number of oscillating phases (the ‘genus’ of the solution) grows as $g \sim t$. It is argued that such a complex multi-phase wave structure would require a statistical description similar to that constructed in [29–31] for the KdV soliton gas/soliton turbulence. Such a description is yet to be developed and could provide an important insight into properties of the NLS integrable turbulence.

Finally, we numerically considered effects of small perturbations on the qualitative structure of the small-dispersion NLS box problem solution. We first looked at the effect of noise, inevitably present in any physically (and numerically) realistic setting. This effect becomes essential for small values of the dispersive parameter ε and is manifested in the generation of an additional oscillatory structure – the ‘beard’ – in the central part of the box. This sturcture is not captured by the semi-classical NLS box problem solution. Secondly, we performed numerical simulation of the box problem for the small-dispersion NLS equation with saturable nonlinearity, a perturbed version of the cubic NLS equation. Although the weakly saturated nonlinearity introduces a non-integrable perturbation, our simulations show that, remarkably, this does not destroy the qualitative structure of the breather lattice even for relatively large values of the saturation parameter, although the amplitude of the breathers is noticeably smaller than in the unperturbed, cubic, case.

The proposed mechanism of the rogue wave formation can be realized in fibre optics experiments. The obtained analytical solutions for the interaction of dispersive dam break flows can also find applications in oceanography and BEC dynamics (see the physical estimates in [12] and [42] showing the relevance of the small-dispersion focusing NLS to these two areas).

The general conclusion to be drawn from this work is that the semi-classical NLS equation provides a powerful analytical framework for the description of physically important effects related to the rogue wave formation and transition to integrable turbulence.

Acknowledgments

This work was initiated owing to partial financial support from the London Mathematical Society (G.A.E. and A.T.). G.A.E. is grateful to A.M. Kamchanov for numerous stimulating discussions, and also thanks the Department of Mathematics at the University of Central Florida for hospitality. E.G.K. thanks A. Gammal for useful discussions. E.G.K. is also grateful to CNPq and FAPESP (Brazil) for financial support.

Appendix A: Elements of the Riemann-Hilbert problem analysis for the semiclassical focusing NLS equation with the box-like initial data.

1. \mathbf{g} -function

The 1D NLS equation with cubic nonlinearity considered in this paper is an integrable equation [16], which can be integrated through the inverse scattering method. It was observed in [70] that the inverse scattering transform (IST), which is in the core of the method, can be written as a (multiplicative) matrix Riemann-Hilbert Problem (RHP). In the semiclassical (zero dispersion) limit of the NLS we are interested in the semiclassical ($\varepsilon \rightarrow 0$) limit of the IST. The recently developed nonlinear steepest descent method of Deift and Zhou [41] is a very effective tool for small or large parameter asymptotics of matrix RHPs. The nonlinear steepest descent asymptotics of the semiclassical NLS eq. (1) was first obtained in [65] (pure soliton case) and [61] (solitons and radiation). The central object of this analysis is the so-called \mathbf{g} -function $\mathbf{g}(\lambda) = \mathbf{g}(\lambda; x, t)$, which is an analytic (and Schwarz-symmetrical) function on the Riemann surface $\Gamma_g(x, t)$, whose branchpoints $\alpha_j = \alpha_j(x, t)$ are determined by the Whitham equations. The framework of this paper does not provide enough room to properly describe \mathbf{g} , we only mention that $\mathbf{g}(\lambda; x, t)$ satisfies the following jump conditions

$$\mathbf{g}_+(\lambda) + \mathbf{g}_-(\lambda) = \theta_k(\lambda) + \eta_k, \quad k = 0, 1, \dots, g, \quad (\text{A1})$$

where \mathbf{g}_\pm are the values of the \mathbf{g} -function at the opposite sides of the oriented branchcut γ_k between $\bar{\alpha}_k$ and α_k ; η_k are some real constants (in z), and $\eta_0 = 0$. Here

$$\theta_k(\lambda; x, t) = f_k(\lambda) + 2t\lambda^2 + 2x\lambda, \quad (\text{A2})$$

where the functions $f_k(z)$ contain the information about scattering data for a particular initial condition (potential). For the box potential [20]

$$f_0(\lambda) = f_1(\lambda) = -2L\lambda, \quad f_2(\lambda) = -2L\lambda + 4L\nu(\lambda). \quad (\text{A3})$$

The branchcuts γ_k are also known as spectral bands. In general, \mathbf{g} may have additional constant jumps along some gaps connecting the neighboring bands, but in the case of the box potential there are no such jumps. Thus, the function $\mathbf{g}(\lambda)$ is analytic everywhere except the branchcuts γ_k . In particular, it is analytic at $\lambda = \infty$.

By the well known Sokhotski-Plemelj formula,

$$2\mathbf{g}(\lambda) = \frac{\mathcal{R}(\lambda)}{2\pi i} \left[\sum_{j=1}^g \oint_{\hat{\gamma}_j} \frac{\eta_j d\zeta}{(\zeta - \lambda)\mathcal{R}(\zeta)} + \oint_{\cup \hat{\gamma}_j} \frac{\theta(\zeta) d\zeta}{(\zeta - \lambda)\mathcal{R}(\zeta)} \right], \quad (\text{A4})$$

where the (Schwarz-symmetrical) radical $\mathcal{R}(\lambda)$ is given by (5), $\hat{\gamma}_j$ denotes the negatively oriented loop around γ_j and $\theta(\lambda)$ is defined as $\theta_k(\lambda)$ on $\hat{\gamma}_k$. We assume the loops $\hat{\gamma}_j$ do not intersect each other and λ is outside of any loop. Some mathematical details of the RHP derivations can be found, for example, in [61], [72]. Here we proceed with the brief presentation of the results relevant to the analysis of the semi-classical NLS box problem.

The requirement that $\mathbf{g}(z)$ is analytic at $z = \infty$ leads to the following g real equations on η_j :

$$\frac{1}{2\pi i} \oint_{\cup \hat{\gamma}_j} \frac{\zeta^k \theta(\zeta)}{\mathcal{R}(\zeta)} d\zeta + \frac{1}{2\pi i} \sum_{j=1}^g \oint_{\hat{\gamma}_j} \frac{\eta_j \zeta^k}{\mathcal{R}(\zeta)} d\zeta = 0 \quad k = 0, 1, \dots, g-1. \quad (\text{A5})$$

To shorten the notation, we will proceed by considering the case of genus $g = 2$, with the understanding that all the following calculations can be readily generalised to an arbitrary genus $g \in \mathbb{N}$. Simple linear algebra shows that conditions (A5) combined with (A4) yield

$$2\mathbf{g}(\lambda) = \frac{\mathcal{R}(\lambda)}{|D|} K(\lambda), \quad (\text{A6})$$

where

$$K(\lambda) = \frac{1}{2\pi i} \times \begin{vmatrix} \oint_{\tilde{\gamma}_1} \frac{d\zeta}{\mathcal{R}(\zeta)} & \oint_{\tilde{\gamma}_1} \frac{\zeta d\zeta}{\mathcal{R}(\zeta)} & \oint_{\tilde{\gamma}_1} \frac{d\zeta}{(\zeta-\lambda)\mathcal{R}(\zeta)} \\ \oint_{\tilde{\gamma}_2} \frac{d\zeta}{\mathcal{R}(\zeta)} & \oint_{\tilde{\gamma}_2} \frac{\zeta d\zeta}{\mathcal{R}(\zeta)} & \oint_{\tilde{\gamma}_2} \frac{d\zeta}{(\zeta-\lambda)\mathcal{R}(\zeta)} \\ \oint_{\cup\tilde{\gamma}_j} \frac{\theta(\zeta)d\zeta}{\mathcal{R}(\zeta)} & \oint_{\cup\tilde{\gamma}_j} \frac{\zeta\theta(\zeta)d\zeta}{\mathcal{R}(\zeta)} & \oint_{\cup\tilde{\gamma}_j} \frac{\theta(\zeta)d\zeta}{(\zeta-\lambda)\mathcal{R}(\zeta)} \end{vmatrix}, \quad D = \begin{pmatrix} \oint_{\tilde{\gamma}_1} \frac{d\zeta}{\mathcal{R}(\zeta)} & \oint_{\tilde{\gamma}_1} \frac{\zeta d\zeta}{\mathcal{R}(\zeta)} \\ \oint_{\tilde{\gamma}_2} \frac{d\zeta}{\mathcal{R}(\zeta)} & \oint_{\tilde{\gamma}_2} \frac{\zeta d\zeta}{\mathcal{R}(\zeta)} \end{pmatrix}. \quad (\text{A7})$$

2. RHP and modulation solution

The Whitham modulation theory is concerned with the spatiotemporal evolution of the branchpoints α_j , $\bar{\alpha}_j$ through which the physical parameters of the solution (amplitude, wavenumber, frequency etc) are expressed. The dependencies $\alpha_j(x, t)$, $\bar{\alpha}_j(x, t)$ are solutions of the Whitham modulation equations (17) with appropriate initial or boundary conditions derived from a given NLS initial-value problem. The RHP approach yields these dependencies directly, by-passing the procedure of the integration of the Whitham modulation equations. We stress that the modulation solution $\alpha_j(x, t)$, $\bar{\alpha}_j(x, t)$ is only part of the full RHP solution, and finding the full solution could be a rather demanding mathematical task. Thus, as long as the evolution of the branchpoints is concerned, one can take advantage of the appropriate part of the full RHP analysis for the derivation of the dependencies $\alpha(x, t)$ and then verify the formal result by checking its consistency with the Whitham modulation equations and the corresponding initial or boundary conditions.

It is shown in [71] that the equations for the moving (non-constant) branchpoints $\alpha_j(x, t)$ follow from the condition

$$K(\alpha_j) = 0, \quad \text{where } j = 1, 2 \quad \text{and } c.c. \quad (\text{A8})$$

(In the case of box potential $\alpha_0 = iq$ is a fixed branchpoint). We note that equation (A8) for each particular α_j is equivalent to [71]

$$\frac{\partial}{\partial \alpha_j} \mathfrak{g}(\lambda) \equiv 0. \quad (\text{A9})$$

Thus, on the solutions of the modulation equations (A8),

$$\frac{d}{dx} \mathfrak{g} \equiv \frac{\partial}{\partial x} \mathfrak{g}, \quad \frac{d}{dt} \mathfrak{g} \equiv \frac{\partial}{\partial t} \mathfrak{g}. \quad (\text{A10})$$

In view of (A2), (A7) and (A10), the modulation solution (A8) can be written in the form

$$x + \frac{K_t(\alpha_j)}{K_x(\alpha_j)} t = -\frac{K_0(\alpha_j)}{K_x(\alpha_j)} \quad \text{and } c.c. \quad j = 1, 2, \quad (\text{A11})$$

where K_x, K_t denote partial derivatives of K , and $K_0(z)$ is obtained from $K(z)$ by replacing x, t with zero in (A2), (A7).

Comparison of (A11) and the solution of the Whitham equations in the generalised hodograph form (41) suggests the identification

$$V_j(\alpha, \bar{\alpha}) = \frac{K_t(\alpha_j)}{K_x(\alpha_j)}, \quad w_j(\alpha, \bar{\alpha}) = -\frac{K_0(\alpha_j)}{K_x(\alpha_j)}, \quad j = 1, 2. \quad (\text{A12})$$

Direct substitution shows that Tsarev's equations (42) are indeed satisfied by (A12). Thus, the branchpoints α_j defined by (A8) satisfy the Whitham equations (17). The NLS initial conditions (the box potential (38) in our case) enter the modulation via the functions $f_k(z)$ (51) defining the jump functions θ_k (A2). The modulation solution (A8) (or, equivalently, (A11)) constructed in such way automatically satisfies all necessary matching conditions for α_j , $\bar{\alpha}_j$ at the second breaking curve. We shall later verify the matching explicitly for $x = 0$.

3. Phases and characteristic speeds

Our aim in this subsection is to obtain explicit expression (18) and (48) for the characteristic speeds $V_j(\alpha, \bar{\alpha})$ and phases $\Upsilon_j(\alpha, \bar{\alpha})$ respectively. For that we introduce the basis holomorphic differentials on the Riemann surface Γ by

$$d\Omega_j = \frac{p_j(\lambda)}{\mathcal{R}(\alpha, \bar{\alpha}, \lambda)} d\lambda, \quad j = 1, 2, \quad (\text{A13})$$

where $p_j(z) = \varkappa_{j,1}\lambda + \varkappa_{j,2}$, and the coefficients $\varkappa_{j,k}$ are found from the normalization (7). Then (7) and (A7) imply

$$\begin{pmatrix} \varkappa_{1,2} & \varkappa_{2,2} \\ \varkappa_{1,1} & \varkappa_{2,1} \end{pmatrix} = D^{-1} = \frac{1}{|D|} \begin{pmatrix} \oint_{\hat{\gamma}_2} \frac{\zeta d\zeta}{\mathcal{R}(\zeta)} & -\oint_{\hat{\gamma}_1} \frac{\zeta d\zeta}{\mathcal{R}(\zeta)} \\ -\oint_{\hat{\gamma}_2} \frac{d\zeta}{\mathcal{R}(\zeta)} & \oint_{\hat{\gamma}_1} \frac{d\zeta}{\mathcal{R}(\zeta)} \end{pmatrix}. \quad (\text{A14})$$

Note that the coefficients $\varkappa_{i,j}$ determine the wavenumbers and frequencies of the multi-phase solution, see (6). Making appropriate linear combinations of the first two columns in the determinant representation (A7) for $K(\lambda)$, we obtain

$$K(z) = \frac{|D|}{2\pi i} \times \begin{vmatrix} 1 & 0 & \oint_{\hat{\gamma}_1} \frac{d\zeta}{(\zeta-\lambda)\mathcal{R}(\zeta)} \\ 0 & 1 & \oint_{\hat{\gamma}_2} \frac{d\zeta}{(\zeta-\lambda)\mathcal{R}(\zeta)} \\ \oint_{\cup\hat{\gamma}_j} \frac{p_1(\zeta)\theta(\zeta)d\zeta}{\mathcal{R}(\zeta)} & \oint_{\cup\hat{\gamma}_j} \frac{p_2(\zeta)\theta(\zeta)d\zeta}{\mathcal{R}(\zeta)} & \oint_{\cup\hat{\gamma}_j} \frac{\theta(\zeta)d\zeta}{(\zeta-\lambda)\mathcal{R}(\zeta)} \end{vmatrix}, \quad (\text{A15})$$

which, together with (A4) and (A6) implies that

$$\eta_j = -\oint_{\cup\hat{\gamma}_j} \frac{\theta(\zeta)p_j(\zeta)d\zeta}{\mathcal{R}(\zeta)} = 4\pi i [\beta_j t + \varkappa_{j,1}x - \Upsilon_j], \quad j = 1, 2, \quad (\text{A16})$$

where (cf. (6))

$$\beta_j = \varkappa_{j,1} \sum_{k=0}^2 \Re \alpha_k + \varkappa_{j,2} = -\frac{1}{4\pi i} \omega_j, \quad \varkappa_{j,1} = -\frac{1}{4\pi i} k_j, \quad \text{and} \quad \Upsilon_j = \frac{1}{4\pi i} \sum_{k=0}^2 \oint_{\hat{\gamma}_k} \frac{f_k(\zeta)d\zeta}{\mathcal{R}(\zeta)}. \quad (\text{A17})$$

Here the residue theory was used to calculate (A16), (A17). Now, using (A17), (A15) it is not difficult to show that the determinant form (A11) of the modulation solution is equivalent to the hodograph solution (45) obtained in terms of the phase Υ_j . We recall that for the box potential the functions $f_k(\lambda)$ in (A17) are given by (A3).

Equations (A15), (A10) and (A2) yield convenient formulae

$$\begin{aligned} K_x(\lambda; x, t) &= -2|D| \sum_{j=1}^2 \varkappa_{j,1} \oint_{\hat{\gamma}_j} \frac{d\zeta}{(\zeta-\lambda)\mathcal{R}(\zeta)} d\zeta, \\ K_t(\lambda; x, t) &= -2|D| \sum_{j=1}^2 \left(\varkappa_{j,1} \Re \sum_{k=1}^N \alpha_k + \varkappa_{j,2} \right) \oint_{\hat{\gamma}_j} \frac{d\zeta}{(\zeta-\lambda)\mathcal{R}(\zeta)} d\zeta, \end{aligned} \quad (\text{A18})$$

so that the characteristic speeds (A12) are

$$V_j = \frac{K_t(\alpha_j)}{K_x(\alpha_j)} = \Re \sum_{k=1}^2 \alpha_k + \frac{\sum_{k=1}^2 \varkappa_{k,2} \oint_{\hat{\gamma}_k} \frac{d\zeta}{(\zeta-\alpha_j)\mathcal{R}(\zeta)} d\zeta}{\sum_{k=1}^2 \varkappa_{k,1} \oint_{\hat{\gamma}_k} \frac{d\zeta}{(\zeta-\alpha_j)\mathcal{R}(\zeta)} d\zeta}. \quad (\text{A19})$$

As it was mentioned in Section II, this expression can be readily generalized to the case of arbitrary genus g , see (21).

4. Modulation solution for the box problem ($g = 2$, $x = 0$)

We now look closer at the modulation solution (A11) for the box potential. Specifically, we consider behaviour of the solution at $x = 0$ in the genus two region. First, we recall that, for the box potential (38) we have $\alpha_0 = iq$ so $\mathcal{R}(\lambda) = R(\lambda)\nu(\lambda)$, where

$$R(\lambda) = \sqrt{(\lambda - \alpha_1)(\lambda - \bar{\alpha}_1) \dots (\lambda - \alpha_g)(\lambda - \bar{\alpha}_g)}, \quad \nu(\lambda) = \sqrt{\lambda^2 + q^2}. \quad (\text{A20})$$

In the case $x = 0$ we have symmetry $\alpha_2 = -\bar{\alpha}_1$. Then $R(\lambda) = \sqrt{(\lambda^2 - \alpha^2)(\lambda^2 - \bar{\alpha}^2)}$, where $\alpha = \alpha_2$.

By taking linear combinations of the first two rows in (A7), we can make $\hat{\gamma}_2 \pm \hat{\gamma}_1$ to be the countours of integration for the first and for the second row of (A7). Then

$$K(\lambda) = 4 \begin{vmatrix} \int_{[-iq, iq]} \frac{d\zeta}{R(\zeta)\nu_+(\zeta)} & \int_{[-iq, iq]} \frac{\zeta d\zeta}{R(\zeta)\nu_+(\zeta)} & \int_{[-iq, iq]} \frac{d\zeta}{(\zeta-\lambda)R(\zeta)\nu_+(\zeta)} \\ \int_{i\mathbb{R} \setminus [-iq, iq]} \frac{d\zeta}{R(\zeta)\nu(\zeta)} & \int_{i\mathbb{R} \setminus [-iq, iq]} \frac{\zeta d\zeta}{R(\zeta)\nu(\zeta)} & \int_{i\mathbb{R} \setminus [-iq, iq]} \frac{d\zeta}{(\zeta-\lambda)R(\zeta)\nu(\zeta)} \\ -2t + \frac{4L}{2\pi i} \oint_{\hat{\gamma}_2} \frac{d\zeta}{R(\zeta)} & 0 & \frac{4L}{2\pi i} \oint_{\hat{\gamma}_2} \frac{d\zeta}{(\zeta-\lambda)R(\zeta)} \end{vmatrix}, \quad (\text{A21})$$

where the contours $\hat{\gamma}_2 \pm \hat{\gamma}_1$ were deformed to $[-iq, iq]$ and $i\mathbb{R} \setminus [-iq, iq]$ respectively, and the subscript '+' in ν_+ indicates the limiting value of $\nu(z)$ on the positive side of the branchcut $[-iq, iq]$. Note that the function $R(\lambda)$ is even on $i\mathbb{R}$ whereas $\nu_+(\lambda)$ is even on $[-iq, iq]$ but odd on $i\mathbb{R} \setminus [-iq, iq]$. Thus,

$$K(\alpha) = 4 \begin{vmatrix} \int_{[-iq, iq]} \frac{d\zeta}{R(\zeta)\nu_+(\zeta)} & 0 & \int_{[-iq, iq]} \frac{d\zeta}{(\zeta-\alpha)R(\zeta)\nu_+(\zeta)} \\ 0 & \int_{i\mathbb{R} \setminus [-iq, iq]} \frac{\zeta d\zeta}{R(\zeta)\nu(\zeta)} & \int_{i\mathbb{R} \setminus [-iq, iq]} \frac{d\zeta}{(\zeta-\alpha)R(\zeta)\nu(\zeta)} \\ -2t + \frac{4L}{2\pi i} \oint_{\hat{\gamma}_2} \frac{d\zeta}{R(\zeta)} & 0 & \frac{4L}{2\pi i} \oint_{\hat{\gamma}_2} \frac{d\zeta}{(\zeta-\alpha)R(\zeta)} \end{vmatrix} = \quad (\text{A22})$$

$$16 \int_{i\mathbb{R} \setminus [-iq, iq]} \frac{\zeta d\zeta}{R(\zeta)\nu(\zeta)} \begin{vmatrix} \int_{[-iq, iq]} \frac{d\zeta}{R(\zeta)\nu_+(\zeta)} & \int_{[-iq, iq]} \frac{d\zeta}{(\zeta-\alpha)R(\zeta)\nu_+(\zeta)} \\ -\frac{t}{2} + \frac{L}{2\pi i} \oint_{\hat{\gamma}_2} \frac{d\zeta}{R(\zeta)} & \frac{L}{2\pi i} \oint_{\hat{\gamma}_2} \frac{d\zeta}{(\zeta-\alpha)R(\zeta)} \end{vmatrix} = 0, \quad (\text{A23})$$

so the complex modulation equation becomes

$$\frac{L}{2\pi i} \int_{-iq}^{iq} \frac{d\zeta}{R(\zeta)\nu_+(\zeta)} \oint_{\hat{\gamma}_2} \frac{d\zeta}{(\zeta-\alpha)R(\zeta)} = \left[-\frac{t}{2} + \frac{L}{2\pi i} \oint_{\hat{\gamma}_2} \frac{d\zeta}{R(\zeta)} \right] \int_{-iq}^{iq} \frac{d\zeta}{(\zeta-\alpha)R(\zeta)\nu_+(\zeta)}. \quad (\text{A24})$$

We denote $\alpha = a + ib$ and make the change of variable $\zeta = iz$ to represent (A24) in the form containing only integrals over intervals of real line,

$$\frac{L}{2\pi} \int_{-q}^q \frac{dz}{Q(z)\mu(z)} \int_{-\infty}^{\infty} \frac{(z-b) - ia}{|z+i\alpha|^2} \frac{dz}{Q(z)} = \int_{-q}^q \frac{(z-b) - ia}{|z+i\alpha|^2} \frac{dz}{Q(z)\mu(z)} \left(-\frac{t}{2} + \frac{L}{2\pi} \int_{-\infty}^{\infty} \frac{dz}{Q(z)} \right), \quad (\text{A25})$$

where

$$Q(z) = \sqrt{[(z-b)^2 + a^2][(z+b)^2 + a^2]}, \quad \mu(z) = \sqrt{q^2 - z^2}. \quad (\text{A26})$$

It is not difficult to see that at $t = L/2\sqrt{2}q$ (the moment of the collision of two single-phase dispersive dam break flows at $x = 0$, corresponding to the tip of the $g = 1$ region in the diagram in Fig. 6a) one has $a = q/\sqrt{2}$, $b = 0$ as required.

As a by-product of our calculation we derive explicit expressions at $x = 0$ for the coefficients $\varkappa_{i,j}$ of the holomorphic differential (A13). These coefficients determine, via (6), the local wavenumbers and frequencies of the modulated multi-phase wave.

For $g = 2$ the values $\varkappa_{i,j}$ are defined by the general formula (A14) following from the normalization conditions (7). The crucial observation is that the determinant $|D|$ in (A14) is the (3, 3) minor of the main determinant $K(z)$ (see (A7)). Then, at $x = 0$ we take advantage of the representation (A22) for $K(\alpha)$ to obtain:

$$|D| = \int_{[-iq, iq]} \frac{d\zeta}{R(\zeta)\nu_+(\zeta)} \times \int_{i\mathbb{R} \setminus [-iq, iq]} \frac{\zeta d\zeta}{R(\zeta)\nu(\zeta)}. \quad (\text{A27})$$

Now, using (A14) and taking into account the symmetry $\alpha_2 = -\bar{\alpha}_1$ we obtain

$$x = 0: \quad \varkappa_{1,1}(\alpha, \bar{\alpha}) = \left(2 \int_{i\mathbb{R} \setminus [-iq, iq]} \frac{\zeta d\zeta}{R(\zeta)\nu(\zeta)} \right)^{-1}, \quad \varkappa_{1,2}(\alpha, \bar{\alpha}) = \left(2 \int_{[-iq, iq]} \frac{d\zeta}{R(\zeta)\nu(\zeta)} \right)^{-1}, \quad (\text{A28})$$

where, we recall, $\alpha = \alpha_2$. Introducing the change of variable $\zeta = iz$ we represent (A28) in the form (53) containing only integrals along the real axis,

Appendix B: Numerical method

Here we only present a brief description of the numerical method used in this paper for solving the small dispersion NLS equation (1), leaving details to a separate publication. We first scale the time variable in (1) through $\tau = 2t$ and write $\psi = \hat{u} + i\hat{v}$, where \hat{u} and \hat{v} are real-valued functions. Then, Eq.(1) can be written as the following system of equations:

$$\begin{aligned} \hat{u}_\tau &= -\varepsilon \hat{v}_{xx} - \frac{2}{\varepsilon} (\hat{u}^2 + \hat{v}^2) \hat{v}, \\ \hat{v}_\tau &= \varepsilon \hat{u}_{xx} + \frac{2}{\varepsilon} (\hat{u}^2 + \hat{v}^2) \hat{u}. \end{aligned} \quad (\text{B1})$$

The time derivatives \hat{u}_τ and \hat{v}_τ in (B1) are found by the 4th-order Adams-Bashforth-Moulton (ABM) predictor-corrector method [78]. The first four time steps are solved by another method (e.g. 4th-order Runge-Kutta) since the ABM method needs four initial values to be started. The spatial derivatives \hat{v}_{xx} and \hat{u}_{xx} are calculated using a pseudo-spectral derivative approximation without any filtering. Thus, the resulting algorithm is simple, totally explicit and can provide long-time numerical evaluation without generating numerical artifacts for reasonably small values of ε , e.g. $\varepsilon = 1/33$. The stability region for the ABM method is narrower than that for the traditional Fourier split-step method, widely used for solving the defocusing NLS equation. However, this latter method can easily yield wrong results when using small values of ε .

-
- [1] K.B. Dysthe, and K. Trulsen, Phys. Scripta **82**, 48-52 (1999).
- [2] C. Kharif, E. Pelinovsky and A. Slunyaev, *Rogue waves in the ocean*, vol. 14. Advances in Geophysical and Environmental Mechanics and Mathematics. Berlin, Germany: Springer (2009).
- [3] A. R. Osborne, *Nonlinear ocean waves and the inverse scattering transform*. Amsterdam, The Netherlands: Elsevier (2010)
- [4] D.R. Solli, C. Ropers, P. Koonath, and B. Jalali, Nature **450**, 1054-1057 (2007).
- [5] N. Akhmediev, J. M. Soto-Crespo, and A. Ankiewicz, Phys. Rev. A **80**, 043818 (2009)
- [6] M. Onorato, S. Residori, U. Bortolozzo, A. Montina, and F.T. Arecchi, Phys. Rep. **528** 47 - 89 (2013).
- [7] N. Akhmediev, J.M. Dudley, D.R. Solli, and S.K. Turitsyn, J. Opt. **15**, 060201 (2013).
- [8] J. M. Dudley, F. Dias, M. Erkintalo, G. Genty, Nature Photonics **8**, 755 - 764 (2014)
- [9] D.S. Agafontsev and V.E. Zakharov, arXiv:1409.4692 (2014)
- [10] V.I. Shrira and V.V. Geogjaev, J. Eng. Math. **67**, 11-22 (2010).
- [11] A.A. Gelash and V.E. Zakharov, Nonlinearity **27**, R1-R39 (2014).
- [12] R.H.J. Grimshaw and A. Tovbis, Proc. R. Soc. A **469**, 20130094 (2013).
- [13] M. Erkintalo, G. Genty, and J. M. Dudley, Opt. Express **35** 658 - 660 (2010).
- [14] V.E. Zakharov and A.A. Gelash, Phys. Rev. Lett. **111**, 054101 (2013).
- [15] N. Akhmediev, A. Ankiewicz and J.M. Soto-Crespo, Phys. Rev. E **80**, 026601 (2009).
- [16] V.E. Zakharov and A.B. Shabat, Sov. Phys. JETP **34**, 62-69 (1972).
- [17] V.E. Zakharov, Stud. Appl. Math. **122**, 219 - 234 (2009).
- [18] P. Walczak, S. Randoux, P. Suret, Phys. Rev.Lett **114**, 143903 (2015).
- [19] A.M. Kamchatnov, Phys. Rep. **286**, 199-270 (1997).
- [20] R. Jenkins, K. D. T.-R. McLaughlin, Comm. Pure Appl. Math. **67**, 246?320 (2014);
- [21] M. Hoefer and M. Ablowitz, *Dispersive shock waves*. Scholarpedia, 4(11):5562 (2009).
- [22] A.V. Gurevich and A.L. Krylov, Sov. Phys. JETP **65**, 944 (1987).
- [23] G.A. El, V.V. Geogjaev, A.V. Gurevich, and A.L. Krylov, Physica D **87**, 186-192 (1995).
- [24] Yu. Kodama, SIAM J. Appl. Math., **59**, 2162 (1999).
- [25] M.A. Hoefer, M.J. Ablowitz, I. Coddington, E.A. Cornell, P. Engels, and V. Schweikhard, Phys. Rev. A **74**, 023623 (2006).
- [26] G.B. Whitham, Non-linear dispersive waves Proc. Roy. Soc. **A283**, 238-291 (1965).
- [27] G.B. Whitham, *Linear and Nonlinear Waves* (Wiley-Interscience, New York, 1974).
- [28] R.F. Bikbaev, Theor. Math. Phys. **104** 1078 - 1097(1995)
- [29] G.A. El, A.L. Krylov, S.A. Molchanov and S. Venakides Physica D **152-153**, 653-664 (2001).
- [30] G.A. El, Phys. Lett. A, **311**, (2003) 374 - 383.
- [31] G.A. El and A.M. Kamchatnov Phys. Rev. Lett. **95** (2005,) Art. No. 204101 (2005).
- [32] G.A. El, A.M. Kamchatnov, M.V. Pavlov and S.A. Zykov, Journ. Nonlin. Science **21**, 151 - 191 (2011)
- [33] H. Flaschka, G. Forest and D.W. McLaughlin, Comm. Pure Appl. Math. **33** 739-784 (1980).
- [34] M.G. Forest and J.E. Lee, in *Oscillation Theory, Computation, and Methods of Compensated Compactness*, Eds. C. Dafermos et al, IMA Volumes on Mathematics and its Applications **2**, (Springer, N.Y., 1987).
- [35] M.V. Pavlov, Theor. Math. Phys. **71**, 351 (1987).
- [36] A. Newell, *Solitons in mathematics and physics* (SIAM, 1985).
- [37] G.A. El, A.V. Gurevich, V.V. Khodorovskii and A.L. Krylov, Phys Lett A, **177** 357-361 (1993)
- [38] R.F. Bikbaev and V.R. Sharapov, Phys. Lett. A **190**, 255 - 258 (1994)
- [39] A.L. Krylov, A.M. Kamchatnov and G.A.El, Theor. Math. Phys. **109**, 1345 - 1351 (1996)
- [40] F.Kh. Abdullaev, A. Gammal and A.M. Kamchatnov, Int. J. Mod. Phys. B **19**, 3415 - 3473 (2005)
- [41] P. Deift and X.A. Zhou, IMRN **137**, 286-299 (1993)
- [42] A. Tovbis and M. A. Hoefer, Physics Letters A **375**, 726-732 (2010).
- [43] M. Bertola and A. Tovbis, Comm. Pure Appl. Math. **66**, 678-752 (2013).
- [44] M. Bertola and A. Tovbis, IMRN, rnp011, 2056-2080 (2009).
- [45] J.D. Bronski and J. N. Kutz Phys. Lett. A **254** 325 - 336 (1999) 1999
- [46] D. Cai, D. McLaughlin and K.T.R. McLaughlin, in: *Hanbook of Dynamical Systems*, vol. 2, North-Holland, Amsterdam, 21 -38 (2002) 2002
- [47] H.D. Ceniceros and F.R. Tian, Phys. Lett. A **306**, 25 (2002)
- [48] S.R. Clarke and P.D. Miller, Proc. R. Soc. Lond. A **458**, 135-156 (2002)

- [49] L. Lee, G.Lyng and I. Vankova, Phys. D **241**, 1767 - 1781 (2012)
- [50] L. Lee and G.D. Lyng, Phys. Lett. A **377**, 1179 - 1188 (2013)
- [51] G.Lyng and P.D. Miller, Comm. Pure Appl. Math. **60**, 951-1026 (2007).
- [52] S.P. Tsarev, Soviet Math. Dokl. **31**, 488 (1985).
- [53] E.R. Tracy and H.H. Chen, Phys. Rev. A **37** 815-839 (1988)
- [54] E.D. Belokolos, A.I. Bobenko, V.Z. Enol'skii, A.R. Its and V.B. Matveev, *Algebro-Geometric Approach to Nonlinear Integrable Equations* Berlin etc., Springer-Verlag (1994)
- [55] Y. C. Ma and M. J. Ablowitz, Stud. Appl. Math. **65**, 113-158, (1981)
- [56] G.A. El, Phys. Lett. A. **222**, 393-399 (1996).
- [57] G.A. El, A.L. Krylov and S. Venakides, Commun. Pure Appl. Math. **54**, 1243-1270 (2001).
- [58] B.A. Dubrovin and S.P. Novikov, Russian Math. Surveys, **44**, 35-124 (1989).
- [59] V.E. Zakharov and L.A. Ostrovsky, Physica D **238**, 540 - 548 (1995).
- [60] J.C. Bronski, V.M. Hur and M. A. Johnson, arXiv:1501.02788 (2015).
- [61] A. Tovbis, S. Venakides and X. Zhou, Comm. Pure Appl. Math. **57**, 877-985 (2004).
- [62] G. Assanto, T.R. Marchant and N. F. Smyth, Phys Rev. A **78** 063808 (2008).
- [63] W. Wan, D.V. Dylov, C. Barsi and J.W. Fleischer, Opt. Lett. **35** 2819 - 2821 (2010).
- [64] N. Ghofaniha, C. Conti, G. Ruocco and S. Trillo, Phys. Rev. Lett., **99**, 043903 (2007).
- [65] S. Kamvissis, K. D. T.-R. McLaughlin and P.D. Miller, *Semiclassical Soliton Ensembles for the Focusing Nonlinear Schrödinger Equation* Princeton University Press, (2003).
- [66] G.A. El and A.L. Krylov, Phys. Lett. A **203** 77 - 82 (1995).
- [67] T. Grava and F.R. Tian, Commun. Pure Appl. Math. **55**, 1569-1639 (2002)
- [68] C.G. Broyden, Math. Comp. **19** 577-593 (1965).
- [69] N. Akhmediev, A. Ankiewicz and M. Taki, Phys. Lett. A **373**, 675 (2009).
- [70] A. B. Shabat. *One-dimensional perturbations of a differential operator and the inverse scattering problem. Problems in Mechanics and Mathematical Physics*, Nauka, Moscow (1976).
- [71] A. Tovbis and S. Venakides, Int. Math. Res. Notes 2009:2056-2080, (2009).
- [72] A. Tovbis, S. Venakides and X. Zhou, in: Integrable Systems and Random Matrices: In honor of Percy Deift, (edited by J. Baik, Th. Kriecherbauer, L.-C. Li et al.), Contemp. Math., **458**, 117-144 (2008).
- [73] O. Wright, private communication.
- [74] A.V. Gurevich, K.P. Zybin and G.A. El, Journ. Exp. Theor. Phys. **88**, 182 - 195 (1999).
- [75] A.V. Gurevich, N.G. Mazur, and K.P. Zybin, Journ. Exp. Theor. Phys. **90**, 797 - 817 (2000).
- [76] S. Gatz and J. Herrmann, J. Opt. Soc. Am. B **8**, 2296 (1991).
- [77] G. A. El, A. Gammal, E. G. Khamis, R. A. Kraenkel, and A. M. Kamchatnov, Phys. Rev. A **76**, 053813 (2007)
- [78] R.L. Burden and J.D. Fires, *Numerical Analysis*, 7th edition, Brooks-Cole, (2001).