

# Fast moment-based estimation for hierarchical models

Patrick O. Perry

*Stern School of Business, New York University, USA*

[Received April 2014. Revised November 2015]

**Summary.** Hierarchical models allow for heterogeneous behaviours in a population while simultaneously borrowing estimation strength across all subpopulations. Unfortunately, existing likelihood-based methods for fitting hierarchical models have high computational demands, and these demands have limited their adoption in large-scale prediction and inference problems. This paper proposes a moment-based procedure for estimating the parameters of a hierarchical model which has its roots in a method originally introduced by Cochran in 1937. The method trades statistical efficiency for computational efficiency. It gives consistent parameter estimates, competitive prediction error performance, and substantial computational improvements. When applied to a large-scale recommender system application and compared to a standard maximum likelihood procedure, the method delivers competitive prediction performance while reducing the sequential computation time from hours to minutes.

**Keywords:** Hierarchical model; Generalized linear mixed model; Recommender systems; Statistical-computational trade-off

## 1. Introduction

Hierarchical models are appropriate when we collect data from multiple sub-populations or groups, each of which exhibits different associations between the measured variables. Each group can be a particular classroom, firm, city, time period, or any member of a class of similar entities. Rather than ignoring the subpopulation structure and assuming that all observations are independent, a hierarchical model accounts for the dependence of the observations within a group by allowing for random subpopulation-specific effects. These models and more general mixed models are widely applied in the natural and social sciences, and many reference books describe them in detail (Snijders and Bosker, 2012; Scott et al., 2013).

By explicitly allowing for between-group variability, hierarchical models hold two main advantages over models that do not. First, in accounting for this variability, a hierarchical model is able to give more accurate uncertainty estimates for population parameter estimates (Rao, 1965). Second, by drawing strength across similar experimental units, a hierarchical model can give better group-specific predictions (Reinsel, 1985). The latter phenomenon is closely related to the performance of Stein's shrinkage estimators (Morris, 1983).

One seemingly-appropriate application for hierarchical models is in recommender systems, where the goal is to take historical data about users, items, and user ratings of these items to learn users' preferences and to make recommendations based on these preferences (Adomavicius and Tuzhilin, 2005). Here, users correspond to groups, and user-specific preferences correspond to random effects. In fact, early in the development of recommender systems, Condliff et al. (1999) and Ansari et al. (2000) advocated for the use of these models and more general mixed models

*Address for correspondence:* Patrick O. Perry, Information, Operations, and Management Sciences Department, Stern School of Business, New York University, 44 West 4th St, New York, NY 10012, USA  
E-mail: pperry@stern.nyu.edu

due to their potential to combine content-based filtering (recommending based on item-specific attributes) and collaborative filtering (recommending based on preferences of similar users).

Despite their advantages, in the late 2000s, many authors deemed the computational costs required to fit a hierarchical model to be prohibitively high for recommender systems and other similar applications in commercial-scale settings (Zhang and Koren, 2007; Agarwal, 2008; Naik et al., 2008; Agarwal and Chen, 2009). Most methods for fitting these models and related factor models are iterative, with a high computational cost for each iteration. Letting  $q$  denote the number of fixed and random effects in the model, methods based on expectation-maximization (Dempster et al., 1981; Zhang and Agarwal, 2009; Agarwal and Chen, 2009), variational approximations (Armagan and Dunson, 2011), likelihood maximization (Goldstein, 1986; Jennrich and Schluchter, 1986; Longford, 1987; Lindstrom and Bates, 1988), and profile likelihood maximization, require initial computation costs proportional to  $Nq^2$ , where  $N$  is the number of samples, followed by a series of iterations, each with computational costs proportional  $Mq^3$  or  $Mq^4$ , where  $M$  is the number of groups. This can be substantial when  $M$  and  $N$  are both large.

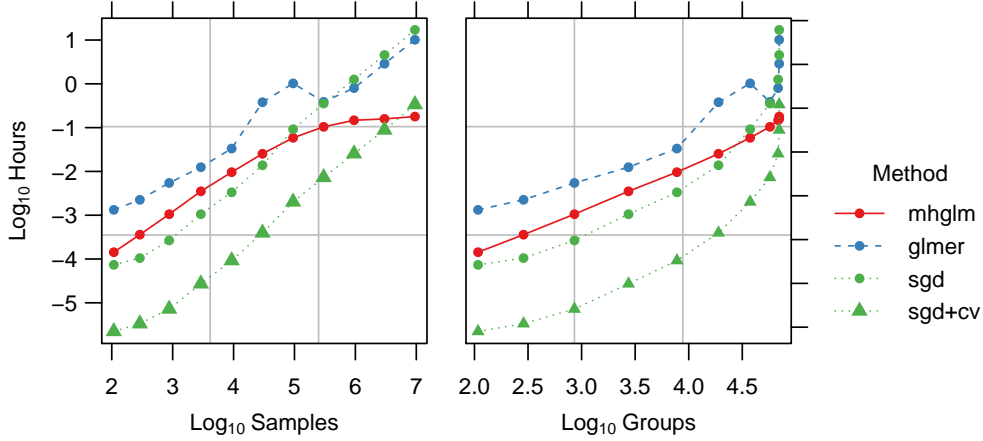
In cases where the predictors are sparse, it is possible to exploit this structure to achieve speed-ups on the order of  $q$  or  $q^2$ , which can be dramatic if  $q$  is large (Zhang and Koren, 2007). This, however, requires special structure in the predictor matrices and imposes sparsity constraints on the parameter estimates.

In general situations, one can partition the data between multiple processors, compute separate parameter estimates for each chunk, and then combine the results (Huang and Gelman, 2005; Gebregziabher et al., 2012; Khanna et al., 2013; Scott et al., 2013). These splitting strategies often require the same total computational cost, but they split the costs between  $K$  processors, reducing wall clock time by a factor of  $K$ . An alternative approach is to approximate the data likelihood using a form of  $h$ -likelihood and then optimize the resulting criterion via stochastic gradient descent (Koren et al., 2009; Dror et al., 2011). This requires a series of iterations, each with computation costs proportional to  $Nq$ , often leading to a lower overall fitting time.

In this report, we propose an alternative approach, revisiting and extending a moment-based estimation procedure originally due to Cochran (1937). In this approach, we fit group-specific estimates in isolation, then combine these estimates to get population parameter estimates by matching moments. The main advantage of the approach over existing alternatives is that it is not iterative. There is an initial cost proportional to  $Nq^2$ , followed by a fixed cost proportional to  $Mq^4$ . Due to memory locality, in practice the dominant cost is often proportional to  $M$ . The procedure can be trivially distributed across  $K$  processors, reducing computation by a factor of  $K$ .

Fig. 1 demonstrates the potential advantages of the moment-based estimation method. This figure shows the amount of CPU time required by three different procedures—maximum likelihood (*glmer*), stochastic gradient descent (*sgd*), and the proposed method (*mhglm*)—fitting hierarchical models to subsets of the MovieLens 10M recommender system dataset (GroupLens, 2009). The first two methods are implemented in a mix of R, C, and C++; the proposed method is implemented in R. In this example, the computational costs required for the first two methods appear to scale linearly with the sample size,  $N$ , while for the latter, the dominant computational costs appear to be proportional to  $M$ . At the largest value of  $N$  reported, the proposed method is 50 times faster than *glmer*, and 1.7 times faster than *sgd* (90 times faster if we include the cross-validation time required to choose the tuning parameter for *sgd*). Notably, even if *glmer* were split across 10 processors, running the proposed method on a single CPU would still be faster by a factor of 4.

In this report, we demonstrate that the proposed moment-based estimation procedure is often faster than likelihood-based methods. The improvements in computational efficiency do not come free; they are paid for by sacrificing some statistical efficiency. In many large-sample



**Fig. 1.** Computational scaling properties for hierarchical model fitting procedures.

regimes, the loss in statistical efficiency is small or modest, and it becomes worthwhile to make this statistical-computational trade-off.

We introduce hierarchical models in more detail in Section 2. Next, in Section 3 we describe the proposed moment-based fitting procedure. This procedure depends on a choice of weights, which we discuss in Section 4. In Sections 5 and 6 we derive finite-sample and asymptotic properties for the estimators, including consistency, relative efficiency, and asymptotic normality. We investigate performance in simulations in Section 7. Finally, we apply the method to a recommender system application in Section 8, and close with a brief discussion in Section 9. The on-line supplementary material contains Appendices A–F with additional details and technical lemmas.

The proposed method is implemented in the `mbest` R package, available at <http://cran.r-project.org/web/packages/mbest/>. Data and software to generate the figures in this paper are available at <http://ptrckpry.com/reports/>.

## 2. Hierarchical models

Consider a collection of  $M$  subpopulations or groups. In group  $i$  we observe  $n_i$  random response values denoted individually as  $y_{ij}$  ( $j = 1, \dots, n_i$ ), or jointly as the vector  $\mathbf{y}_i$  with  $j$ th component equal to  $y_{ij}$  for  $j = 1, \dots, n_i$ . The total number of observations is  $N = \sum_{i=1}^M n_i$ . Suppose that each observation  $y_{ij}$  has two associated predictor vectors: a vector  $\mathbf{x}_{ij}$  of dimension  $p$ , and a vector  $\mathbf{z}_{ij}$  of dimension  $q$ . In matrix form, let  $\mathbf{X}_i$  and  $\mathbf{Z}_i$  be the corresponding predictor matrices of dimensions  $n_i \times p$  and  $n_i \times q$ , with row  $j$  equal to  $\mathbf{x}_{ij}$  or  $\mathbf{z}_{ij}$ , respectively, for  $j = 1, \dots, n_i$ . Our goal will be to use the  $N$  observations to estimate the association between the response  $y_{ij}$  and the feature vectors  $\mathbf{x}_{ij}$  and  $\mathbf{z}_{ij}$ .

In a hierarchical linear model, we posit that conditional on a vector  $\mathbf{u}_i$  of group-specific random effects, the expectation of the response vector is determined by the relation

$$E(\mathbf{y}_i | \mathbf{u}_i) = \mathbf{X}_i \boldsymbol{\beta} + \mathbf{Z}_i \mathbf{u}_i, \quad (1)$$

where  $\boldsymbol{\beta}$  is a vector of  $p$  fixed population effects shared across all  $M$  groups. Further, we assume that within each group the response values are independent, with conditional variances given by

$\text{var}(y_{ij} | \mathbf{u}_i) = \sigma^2$ . Lastly, we take the random effect vectors  $\mathbf{u}_1, \dots, \mathbf{u}_M$  to be independent and identically distributed with mean zero and covariance matrix  $\text{cov}(\mathbf{u}_i) = \boldsymbol{\Sigma}$  for some positive-semidefinite matrix  $\boldsymbol{\Sigma}$ .

Hierarchical generalized linear models are natural extensions of hierarchical linear models that allow for non-linear relations between the response and the effects (Lee and Nelder, 1996). The set-up is similar to that for a hierarchical linear model, but we replace the relation (1) with the nonlinear relation  $E(\mathbf{y}_i | \mathbf{u}_i) = g_i^{-1}(\mathbf{X}_i\boldsymbol{\beta} + \mathbf{Z}_i\mathbf{u}_i)$  for some specified link function  $g_i$ . Instead of a variance parameter  $\sigma^2$ , we have a dispersion parameter  $\phi$  (possibly known).

For a hierarchical linear model or hierarchical generalized linear model, given observations  $\mathbf{y} = (\mathbf{y}_1, \dots, \mathbf{y}_M)$  our main inferential task is estimating the population parameters  $\boldsymbol{\beta}$ ,  $\boldsymbol{\Sigma}$ , and  $\sigma^2$ . Once these estimates have been obtained, they can be used together with the data to estimate (formally, predict) the random effect vectors  $\mathbf{u}_1, \dots, \mathbf{u}_M$ , typically using a Gaussian approximation to the conditional distribution  $\mathbf{u}_i | \mathbf{y}_i$  with plug-in estimates for quantities involving  $\boldsymbol{\beta}$ ,  $\boldsymbol{\Sigma}$ , and  $\phi$ . In turn, the estimated effect vectors can be used to forecast future response values.

Our primary focus in this report is developing a computationally efficient method for estimating  $\boldsymbol{\beta}$ ,  $\boldsymbol{\Sigma}$ , and  $\sigma^2$ . We focus on applications where the number of groups,  $M$ , is large, with a small or moderate number of predictors ( $p + q \ll M$ ).

### 3. Moment-based estimation

#### 3.1. Overview

Before likelihood-based fitting procedures for hierarchical models became ubiquitous, Cochran developed a moment-based approach for fitting a univariate ( $p = q = 1$ ) hierarchical linear model (Cochran, 1937; Yates and Cochran, 1938; Cochran, 1954). The method takes group-specific estimates of the effects and then uses weighted moments of these estimates to approximate the population parameters. Swamy (1970) extended Cochran's method to multivariate settings, and Cox and Solomon (2002) further extended it to allow for hierarchical nonlinear models. The main advantage of these moment-based estimation methods is that they are not iterative. For these methods, and for the extension we introduce, there is a computational cost of roughly  $O\{N(p+q)^2\}$  to fit the initial group-specific estimates, followed by a cost of  $O\{M(p+q)^3 + Mq^4\}$  to combine them. Furthermore, most of the operations are embarrassingly parallel, in the sense that it is trivial to split them across multiple processors.

Moment-based estimation methods for hierarchical models are simple and computationally efficient. Unfortunately, existing moment-based approaches require that  $\mathbf{X}_i = \mathbf{Z}_i$  for  $i = 1, \dots, M$ . Moreover, they require each predictor matrix  $\mathbf{X}_i$  to have full rank. These restrictions seem innocuous, but they become prohibitive in many large scale estimation problems, including the recommender system application discussed in Section 8. This motivates us to introduce an alternative extension of Cochran's method, similar in spirit to Swamy's procedure, but allowing for arbitrary fixed effects and removing most restrictions on the ranks of the predictor matrices.

#### 3.2. Intuition from the hierarchical linear model

To gain an intuition into our procedure, we start by considering the hierarchical linear model. For  $i = 1, \dots, M$  define feature matrix  $\mathbf{F}_i = [\mathbf{X}_i \ \mathbf{Z}_i]$  of size  $n_i \times (p + q)$  and effect vector  $\boldsymbol{\eta}_i = [\boldsymbol{\beta}^\top \ \mathbf{u}_i^\top]^\top$  of dimension  $(p + q)$ . The first  $p$  components of  $\boldsymbol{\eta}_i$  are shared across all  $M$  groups, and the last  $q$  components are random and specific to group  $i$ . The group-specific response vector can be expressed as

$$\mathbf{y}_i = \mathbf{F}_i\boldsymbol{\eta}_i + \boldsymbol{\varepsilon}_i,$$

where  $\boldsymbol{\varepsilon}_i$  has mean zero and is independent of  $\mathbf{u}_i$ .

Define the least squares estimate

$$\hat{\boldsymbol{\eta}}_i = (\mathbf{F}_i^T \mathbf{F}_i)^\dagger \mathbf{F}_i^T \mathbf{y}_i,$$

where  $\dagger$  denotes Moore-Penrose pseudo-inverse. Previous approaches required  $\mathbf{F}_i$  to have full column rank, but we make no such restriction. Notably, without this restriction it will not generally be the case that  $E(\hat{\boldsymbol{\eta}}_i | \mathbf{u}_i) = \boldsymbol{\eta}_i$ . Rank degeneracy leads to aliasing in the coefficients, which precludes unbiased estimation.

Despite potential aliasing, the estimate  $\hat{\boldsymbol{\eta}}_i$  still contains information about the effects in the subspace spanned by the rows of  $\mathbf{F}_i$ . Specifically, let

$$\mathbf{F}_i = \mathbf{U}_i \mathbf{D}_i \mathbf{V}_i^T$$

be a compact singular value decomposition, where  $\mathbf{D}_i \succ 0$  is diagonal with dimension  $r_i \times r_i$  and  $\mathbf{U}_i^T \mathbf{U}_i = \mathbf{V}_i^T \mathbf{V}_i = \mathbf{I}_{r_i}$ . Let  $\mathbf{V}_{i1}$  and  $\mathbf{V}_{i2}$  (dimensions  $p \times r_i$  and  $q \times r_i$ ) contain the first  $p$  and last  $q$  rows of  $\mathbf{V}_i$ , respectively, so that

$$\mathbf{X}_i = \mathbf{U}_i \mathbf{D}_i \mathbf{V}_{i1}^T, \quad \mathbf{Z}_i = \mathbf{U}_i \mathbf{D}_i \mathbf{V}_{i2}^T,$$

with  $\mathbf{V}_{i1}^T \mathbf{V}_{i1} + \mathbf{V}_{i2}^T \mathbf{V}_{i2} = \mathbf{I}_{r_i}$ . Then,

$$E(\mathbf{V}_i^T \hat{\boldsymbol{\eta}}_i | \mathbf{u}_i) = \mathbf{V}_{i1}^T \boldsymbol{\beta} + \mathbf{V}_{i2}^T \mathbf{u}_i, \quad (2a)$$

$$\text{cov}(\mathbf{V}_i^T \hat{\boldsymbol{\eta}}_i | \mathbf{u}_i) = \phi \mathbf{D}_i^{-2}, \quad (2b)$$

where  $\phi = \sigma^2 = \text{var}(\varepsilon_{ij})$ . Hence, the unconditional expectation and covariance of the effect components orthogonal to the nullspace of  $\mathbf{F}_i$  are

$$E(\mathbf{V}_i^T \hat{\boldsymbol{\eta}}_i) = \mathbf{V}_{i1}^T \boldsymbol{\beta},$$

$$\text{cov}(\mathbf{V}_i^T \hat{\boldsymbol{\eta}}_i) = \mathbf{V}_{i2}^T \boldsymbol{\Sigma} \mathbf{V}_{i2} + \phi \mathbf{D}_i^{-2}.$$

In Section 3.3 we show how to use these moment relations to estimate the model parameters.

For the dispersion parameter, we will use the unbiased estimator

$$\hat{\phi} = \hat{\sigma}^2 = \frac{1}{N - \rho} \sum_{i=1}^M \|\mathbf{y}_i - \mathbf{F}_i \hat{\boldsymbol{\eta}}_i\|^2,$$

where  $\|\cdot\|$  denotes Euclidean norm and  $\rho = \sum_{i=1}^M r_i$ . As long as  $n_i > r_i$  for at least one group  $i$ , this estimator is well-defined.

### 3.3. The general procedure

We define the general estimation procedure without reference to the response, the predictor matrices, or the specific data-generating mechanism. As a starting point, we will suppose that we have the following:

- (a) random effects  $\mathbf{u}_1, \dots, \mathbf{u}_M$  that are independent with mean zero and covariance matrix  $\boldsymbol{\Sigma}$ ;
- (b) group specific effect estimates  $\hat{\boldsymbol{\eta}}_1, \dots, \hat{\boldsymbol{\eta}}_M$  that satisfy the conditional moment relations (2);
- (c) matrices  $\mathbf{D}_i$  and  $\mathbf{V}_i = [\mathbf{V}_{i1}^T \ \mathbf{V}_{i2}^T]^T$  ( $i = 1, \dots, M$ ), where  $\mathbf{V}_i$  has  $r_i$  orthonormal columns, and  $\mathbf{D}_i$  is a symmetric positive-definite matrix (not necessarily diagonal);
- (d) dispersion estimate  $\hat{\phi}$  that has expectation  $\phi$ .

The procedure depends on a choice of symmetric positive-definite weight matrices, denoted  $\mathbf{W}_1, \dots, \mathbf{W}_M$ , where  $\mathbf{W}_i$  has dimension  $r_i \times r_i$ . We will discuss choices for the weights in Section 4, but for now, take them to be arbitrary.

We will use the weights to combine the group-specific estimates into an estimate for the fixed effect  $\beta$ . To do so, define

$$\mathbf{\Omega} = \sum_{i=1}^M \mathbf{V}_{i1} \mathbf{W}_i \mathbf{V}_{i1}^T. \quad (3)$$

If  $\mathbf{\Omega}$  is invertible, then we can define a moment-based estimator for  $\beta$ :

$$\hat{\beta}_{\mathbf{W}} = \mathbf{\Omega}^{-1} \sum_{i=1}^M \mathbf{V}_{i1} \mathbf{W}_i \mathbf{V}_i^T \hat{\eta}_i. \quad (4)$$

By construction,  $\hat{\beta}_{\mathbf{W}}$  is an unbiased estimator for  $\beta$ .

To introduce an estimator for the random effect covariance matrix  $\Sigma$ , first define the matrix-valued function

$$\hat{\mathbf{A}}(\mathbf{b}) = \sum_{i=1}^M \mathbf{V}_{i2} \mathbf{W}_i (\mathbf{V}_i^T \hat{\eta}_i - \mathbf{V}_{i1}^T \mathbf{b}) (\mathbf{V}_i^T \hat{\eta}_i - \mathbf{V}_{i1}^T \mathbf{b})^T \mathbf{W}_i \mathbf{V}_{i2}^T.$$

Set

$$\mathbf{\Omega}_2 = \sum_{i=1}^M \mathbf{V}_{i2} \mathbf{W}_i \mathbf{V}_{i2}^T \otimes \mathbf{V}_{i2} \mathbf{W}_i \mathbf{V}_{i2}^T, \quad (5)$$

where  $\otimes$  denotes Kronecker product (with the notational convention that  $\otimes$  has lower precedence than matrix multiplication). When  $\mathbf{\Omega}_2$  is invertible on the subspace corresponding to symmetric matrices, define symmetric  $q \times q$  matrix-valued function  $\hat{\mathbf{S}}(\mathbf{b})$  and symmetric  $q \times q$  matrix  $\mathbf{B}$  via the relation

$$\begin{aligned} \text{vec}\{\hat{\mathbf{S}}(\mathbf{b})\} &= \mathbf{\Omega}_2^{-1} \text{vec}\{\hat{\mathbf{A}}(\mathbf{b})\}, \\ \text{vec}(\mathbf{B}) &= \mathbf{\Omega}_2^{-1} \text{vec}\left\{\sum_{i=1}^M \mathbf{V}_{i2} \mathbf{W}_i \mathbf{D}_i^{-2} \mathbf{W}_i^T \mathbf{V}_{i2}^T\right\}, \end{aligned}$$

where  $\text{vec}(\cdot)$  denotes column vector concatenation. For all matrices  $\mathbf{B}$ ,  $\mathbf{C}$ , and  $\mathbf{X}$  of consistent dimensions,  $\text{vec}(\mathbf{BXC}) = (\mathbf{C}^T \otimes \mathbf{B}) \text{vec}(\mathbf{X})$ . It follows that

$$E\{\hat{\mathbf{S}}(\beta)\} = \Sigma + \phi \mathbf{B}.$$

In light of this relation, define moment-based covariance matrix estimator  $\hat{\Sigma}_{\mathbf{W}}$  as

$$\hat{\Sigma}_{\mathbf{W}} = \hat{\mathbf{S}}(\hat{\beta}_{\mathbf{W}}) - \hat{\phi} \mathbf{B}. \quad (6)$$

Due to the dependence between  $\hat{\beta}_{\mathbf{W}}$  and  $\hat{\eta}_i$ , the matrix  $\hat{\Sigma}_{\mathbf{W}}$  is not an unbiased estimate of  $\Sigma$ , but we will later show that its bias is often negligible.

In practice, the estimate  $\hat{\Sigma}_{\mathbf{W}}$  may not be positive semidefinite. To handle this situation, we can replace  $\hat{\Sigma}_{\mathbf{W}}$  by  $\tilde{\Sigma}_{\mathbf{W}}$ , the projection of  $\hat{\Sigma}_{\mathbf{W}}$  onto the cone of positive semidefinite matrices. Carter and Yang (1986) employ a similar modification. For any continuous function,  $g$ , if the convergence  $\hat{\Sigma}_{\mathbf{W}} \xrightarrow{p} \Sigma$  holds, then  $g(\hat{\Sigma}_{\mathbf{W}}) \xrightarrow{p} g(\Sigma)$ . Thus, since projection onto the cone of positive semidefinite matrices is a continuous function, by the continuous mapping theorem, if  $\hat{\Sigma}_{\mathbf{W}}$  is a consistent estimator of  $\Sigma$ , then  $\tilde{\Sigma}_{\mathbf{W}}$  is as well.

The estimator  $\hat{\beta}_{\mathbf{W}}$  as defined here is similar to the estimator used by Swamy (1970) and the other authors mentioned in Section 3.1, but, unlike the existing approaches, the form in (4) allows for rank-degenerate predictor matrices. The estimator  $\hat{\Sigma}_{\mathbf{W}}$  is unique; earlier approaches used a simple unweighted covariance estimate, which requires full-rank predictor matrices to guarantee consistency.

### 3.4. Application to hierarchical generalized linear models

For a hierarchical generalized linear model, we will require subpopulation-specific effect estimators  $\hat{\eta}_i$  for  $\eta_i = [\beta^\top \mathbf{u}_i^\top]^\top$  ( $i = 1, \dots, M$ ) and a dispersion estimator  $\hat{\phi}$ . With these, we will apply the moment-based estimation procedure described in the previous section to get estimators for  $\beta$  and  $\Sigma$ .

For most nonlinear models, the moment relations (2) will not hold exactly. These relations will be approximations, with the quality of the approximation depending on the relative sizes of  $n_i$  and  $p + q$ . When using the moment-based procedure to estimate the parameters of a hierarchical generalized linear model, the estimators  $\hat{\beta}_{\mathbf{W}}$  and  $\hat{\Sigma}_{\mathbf{W}}$  will be biased, and we will not be able to get theoretical performance guarantees. However, as we later demonstrate in Sections 7 and 8, in many large-sample regimes, the moment relations (2) are reasonable approximations, and the moment-based estimators perform well.

As in the linear case, some of the group-specific feature matrices  $\mathbf{F}_i = [\mathbf{X}_i \mathbf{Z}_i]$  ( $i = 1, \dots, M$ ) may be rank-degenerate. We can handle these degeneracies by imposing linear identifiability constraints on the group-specific estimates. Specifically, letting  $\mathbf{V}_i$  be a matrix with  $r_i$  orthonormal columns spanning the row space of  $\mathbf{F}_i$ , we will require that  $\hat{\eta}_i$  lie in the span of  $\mathbf{V}_i$ . With this constraint, under standard regularity conditions, if the maximum likelihood estimator exists then it will be unique, with conditional expectation  $E(\mathbf{V}_i^\top \hat{\eta}_i | \mathbf{u}_i) = \mathbf{V}_i^\top \eta_i + o(n_i^{-1/2})$  and conditional covariance  $\text{cov}(\mathbf{V}_i^\top \hat{\eta}_i | \mathbf{u}_i) = \phi \mathbf{V}_i^\top (\mathbf{F}_i \Lambda_i \mathbf{F}_i)^\dagger \mathbf{V}_i + o(n_i^{-1})$  for a matrix  $\Lambda_i$  depending on  $\beta$  and  $\mathbf{u}_i$ . We will use a plug-in estimate for  $\Lambda_i$ , which will lead to a consistent estimate for  $\text{cov}(\mathbf{V}_i^\top \hat{\eta}_i | \mathbf{u}_i)$  as  $n_i$  increases.

Unfortunately, even with the rank-degeneracy issue solved, the group-specific maximum likelihood effect estimator may not exist for all  $i$ . In logistic regression models, this happens when the outcomes are perfectly separated by a linear combination of the predictors. One popular solution to this separation problem is to modify the maximum likelihood estimator (Heinze and Schemper, 2002). In particular, Firth's modified estimator and generalizations thereof are particularly effective (Firth, 1993; Kosmidis and Firth, 2009); when the predictor matrix is of full rank, not only do these estimators always exist, they reduce the bias from  $o(n_i^{-1/2})$  to  $o(n_i^{-1})$ . In light of these properties, we take  $\hat{\eta}_i$  to be Firth's modified estimator instead of the maximum likelihood estimator.

For  $\hat{\phi}$ , we will use a weighted combination of group-specific dispersion estimates  $\hat{\phi}_1, \dots, \hat{\phi}_M$ . With the usual Pearson residual-based dispersion estimate,  $\hat{\phi}_i$  will be approximately distributed as a chi-squared random variable with  $(n_i - r_i)$  degrees of freedom, scaled by  $\phi / (n_i - r_i)$ .

The full procedure for estimating the parameters of a hierarchical generalized linear model is as follows:

- (a) For each group  $i = 1, \dots, M$ :
  - (i) Construct group-specific feature matrix  $\mathbf{F}_i = [\mathbf{X}_i \mathbf{Z}_i]$ ; use a singular value decomposition to decompose this matrix as  $\mathbf{F}_i = \mathbf{F}_{0i} \mathbf{V}_i^\top$ , where  $\mathbf{F}_{0i}$  has full column rank  $r_i$  and  $\mathbf{V}_i = [\mathbf{V}_{i1}^\top \mathbf{V}_{i2}^\top]^\top$  is a matrix of dimension  $(p + q) \times r_i$  with orthonormal columns.
  - (ii) Use Firth's modified score function with data  $(\mathbf{y}_i, \mathbf{F}_{0i})$  to get group-specific effect estimate  $\hat{\eta}_{0i}$ .

- (iii) Set  $\mathbf{D}_i^2$  to be a plug-in estimate of the unscaled conditional precision matrix of  $\hat{\boldsymbol{\eta}}_{0i}$ ; that is, set  $\mathbf{D}_i^{-2}$  to be a plug-in estimate of  $\phi^{-1} \text{cov}(\hat{\boldsymbol{\eta}}_{0i} \mid \mathbf{u}_i)$ .
- (iv) Set  $\hat{\boldsymbol{\eta}}_i = \mathbf{V}_i \hat{\boldsymbol{\eta}}_{0i}$ .
- (v) If  $\phi$  is unknown, compute group-specific dispersion estimate  $\hat{\phi}_i$ .

(b) If  $\phi$  is unknown, compute pooled dispersion estimate

$$\hat{\phi} = \frac{\sum_{i=1}^M (n_i - r_i) \hat{\phi}_i}{\sum_{i=1}^M (n_i - r_i)}$$

otherwise, set  $\hat{\phi} = \phi$ .

- (c) Choose positive-definite weight matrices  $\mathbf{W}_1, \dots, \mathbf{W}_M$ . With these weights, use (4) and (6) to compute estimates  $\hat{\boldsymbol{\beta}} = \hat{\boldsymbol{\beta}}_{\mathbf{W}}$  and  $\hat{\boldsymbol{\Sigma}} = \hat{\boldsymbol{\Sigma}}_{\mathbf{W}}$ .
- (d) Check if  $\hat{\boldsymbol{\Sigma}}$  is positive semidefinite. If not replace  $\hat{\boldsymbol{\Sigma}}$  with a projection onto the positive semidefinite cone.
- (e) Optionally, use the estimates  $\hat{\boldsymbol{\beta}}$  and  $\hat{\boldsymbol{\Sigma}}$  to choose a new set of weight matrices and redo steps (c) and (d).
- (f) If required, use normal approximations for the distributions of  $\mathbf{u}_i$  and  $\hat{\boldsymbol{\eta}}_i \mid \mathbf{u}_i$  to compute empirical Bayes posterior mean and covariance estimates for  $\mathbf{u}_i$ :

$$\begin{aligned} \hat{E}(\mathbf{u}_i \mid \mathbf{y}) &= \mathbf{C}_i \mathbf{V}_{i2} (\mathbf{V}_i^T \hat{\boldsymbol{\eta}}_i - \mathbf{V}_{i1}^T \hat{\boldsymbol{\beta}}), \\ \widehat{\text{cov}}(\mathbf{u}_i \mid \mathbf{y}) &= \hat{\phi} \mathbf{C}_i, \end{aligned}$$

where  $\mathbf{C}_i = \hat{\boldsymbol{\Sigma}}^{1/2} (\hat{\phi} \mathbf{I}_q + \hat{\boldsymbol{\Sigma}}^{1/2} \mathbf{V}_{i2}^T \mathbf{D}_i^2 \mathbf{V}_{i2} \hat{\boldsymbol{\Sigma}}^{1/2})^{-1} \hat{\boldsymbol{\Sigma}}^{1/2}$ . These quantities exist even if  $\hat{\boldsymbol{\Sigma}}$  does not have full rank.

If we assume that at most a constant number of iterations are required in step (ii), then the computational complexity for fitting the  $i$ th group in step (a) is of order  $O(n_i r_i^2)$ , so that the total cost of step (a) is of order  $O\{N(p+q)^2\}$ . Step (b) has cost  $O(M)$ . For all choices of weight matrices discussed in this report, computing  $\mathbf{W}_i$  requires at most  $O\{r_i q (r_i + q)^2 + r_i^3\}$  operations, so that computing all  $M$  weight matrices has cost  $O\{M(p+q)^3\}$ . Once the weights have been computed, it takes  $O\{Mp(p+q)^2\}$  operations to compute  $\hat{\boldsymbol{\beta}}_{\mathbf{W}}$ , followed by  $O(Mq(p+q)^2)$  to compute  $\hat{\mathbf{A}}(\hat{\boldsymbol{\beta}}_{\mathbf{W}})$  and  $O(Mpq^2 + Mq^4)$  to compute  $\hat{\boldsymbol{\Omega}}_2$ . These are the dominant costs. Conservatively, step (c) requires  $O\{M(p+q)^3 + Mq^4\}$  operations. Step (d) has cost  $O(q^3)$ . The costs for the remaining steps are similar to those already discussed.

In total, at most  $O\{N(p+q)^2 + M(p+q)^3 + Mq^4\}$  operations are required. This bound uses the approximation  $r_i = O(p+q)$ , which is often conservative. In fact, in situations where the column space of  $\mathbf{Z}_i$  is contained in the column space of  $\mathbf{X}_i$  for all  $i$ , we will have  $r_i \leq p$ . In this scenario, at most  $O(Np^2 + Mp^3 + Mq^4)$  operations are required.

Notably, once the group-specific effect estimate  $\hat{\boldsymbol{\eta}}_i$ , the conditional precision estimate  $\mathbf{D}_i^2$ , and the dispersion estimate  $\hat{\phi}_i$  have been computed, the procedure has no need for  $\mathbf{y}_i$  and  $\mathbf{F}_i$ . This is both a strength and a weakness. It is a strength because it reduces the computation and the memory demands of the procedure, and it allows most of the operations to be trivially parallelized. The weakness in this data reduction is that it likely sacrifices statistical efficiency. On balance, as later we demonstrate in Sections 7 and 8, in many large-scale data regimes it is worthwhile to make this computational-statistical trade-off.



## 4. Weight choices

### 4.1. Weighted, unweighted, and semi-weighted cases

The estimators introduced in Section 3.3 depend on a choices of weights  $\mathbf{W}_i$  ( $i = 1, \dots, M$ ). The choice that minimizes  $E\|\hat{\beta}_{\mathbf{W}} - \beta\|^2$  is

$$\mathbf{W}_i = (\mathbf{V}_{i2}^T \bar{\Sigma} \mathbf{V}_{i2} + \mathbf{D}_i^{-2})^{-1}, \quad (7)$$

where  $\bar{\Sigma} = \phi^{-1} \Sigma$ . In general, we do not know  $\Sigma$  and  $\phi$ , so we cannot use these weights.

In the univariate case, Cochran discusses three practical alternatives. The first option, which he calls the “unweighted” method, corresponds to setting  $\mathbf{W}_i = \mathbf{I}_{r_i}$ . The second option, which Cochran calls “weighted,” corresponds to setting  $\mathbf{W}_i = \mathbf{D}_i^2$ . The last option depends on an initial choice  $\bar{\Sigma}_0$  and corresponds to setting  $\mathbf{W}_i = (\mathbf{V}_{i2}^T \bar{\Sigma}_0 \mathbf{V}_{i2} + \mathbf{D}_i^{-2})^{-1}$ ; Cochran calls this the “semi-weighted” method. Following Cochran and Swamy, we use a two-step estimation scheme, taking an initial choice of weights to get a preliminary estimate  $\bar{\Sigma}_0$  of the scaled random effect covariance matrix, and then using this estimate with the semi-weighted method to choose a new set of weights, repeating the estimation process. For the initial choice of weights, we use the semi-weighted method with  $\bar{\Sigma}_0$  chosen as specified in the following section.

### 4.2. Optimal weights

In this section, we will study the optimal weight choice. We do not give a complete analysis, but we will derive a heuristic choice based on minimax optimality considerations. We will show that, after standardizing the predictors, it is reasonable (and sometimes optimal) to choose the semi-weighted  $\mathbf{W}_i$  with  $\bar{\Sigma}_0 = \mathbf{I}_q$ .

For  $i = 1, \dots, M$ , set  $\hat{\theta}_i = \mathbf{V}_i^T \hat{\eta}_i$ . We will use a weighted combination of the estimators  $\hat{\theta}_1, \dots, \hat{\theta}_M$  to estimate  $\beta$ . Let  $\alpha = (\alpha_1, \dots, \alpha_M)$  be a vector of weight matrices, where component matrix  $\alpha_i$  has size  $r_i \times p$ . Define estimator  $\hat{\beta}_\alpha = \sum_{i=1}^M \alpha_i^T \hat{\theta}_i$ , which has expectation  $E(\hat{\beta}_\alpha) = (\sum_{i=1}^M \mathbf{V}_{i1} \alpha_i)^T \beta$  and covariance  $\text{cov}(\hat{\beta}_\alpha) = \sum_{i=1}^M \alpha_i^T \{\text{cov}(\hat{\theta}_i)\} \alpha_i$ . For  $\hat{\beta}_\alpha$  to be unbiased for all  $\beta$ , we must have  $\sum_{i=1}^M \mathbf{V}_{i1} \alpha_i = \mathbf{I}_p$ .

Among all choices of  $\alpha$  that make  $\hat{\beta}_\alpha$  unbiased, the one that minimizes the mean squared error  $E\|\hat{\beta}_\alpha - \beta\|_2^2$  is the one minimizing  $\text{tr}\{\text{cov}(\hat{\beta}_\alpha)\}$ . Letting  $\alpha_{ik}$  denote the  $k$ th column of  $\alpha_i$ , the squared-error-optimal choice of  $\alpha$  must satisfy the Lagrangian gradient equations

$$\{\text{cov}(\hat{\theta}_i)\} \alpha_{ik} = \mathbf{V}_{i1}^T \omega_k,$$

with  $p \times p$  Lagrange multiplier matrix  $\Omega = [\omega_1 \cdots \omega_p]$ . Thus, the optimal unbiased weight vector satisfies

$$\alpha_i^* = \{\text{cov}(\hat{\theta}_i)\}^{-1} \mathbf{V}_{i1}^T \Omega,$$

with  $\Omega = [\sum_{i=1}^M \mathbf{V}_{i1} \{\text{cov}(\hat{\theta}_i)\}^{-1} \mathbf{V}_{i1}^T]^{-1}$ ; minimizing estimator  $\hat{\beta}^*$  has  $\text{cov}(\hat{\beta}^*) = \Omega$ .

The weight  $\alpha^*$  depends on the unknown quantity  $\bar{\Sigma} = \phi^{-1} \Sigma$ . We would like to find a weight which is independent of these unknowns. To measure the sub-optimality of any particular choice of  $\alpha$ , assume  $\phi = 1$  without loss of generality, and define the risk function

$$R(\Sigma, \alpha) = \text{tr}\{\Omega^{-1} \text{cov}(\hat{\beta}_\alpha)\}.$$

Ideally, we should choose the weights that minimize the maximum risk. In practice, it is difficult to solve the underlying optimization problem to find this set of values for  $\alpha$ , so we instead will choose the weights  $\alpha$  based on a heuristic.

Define extremal risks  $R_0(\boldsymbol{\alpha})$  and  $R_\infty(\boldsymbol{\alpha})$  as

$$R_0(\boldsymbol{\alpha}) = \lim_{t \rightarrow 0} R(t\mathbf{I}_q, \boldsymbol{\alpha}) = \text{tr} \left[ \left\{ \sum_{i=1}^M \mathbf{V}_{i1} \mathbf{D}_i^2 \mathbf{V}_{i1}^\top \right\} \left\{ \sum_{i=1}^M \boldsymbol{\alpha}_i^\top \mathbf{D}_i^{-2} \boldsymbol{\alpha}_i \right\} \right],$$

$$R_\infty(\boldsymbol{\alpha}) = \lim_{t \rightarrow \infty} R(t\mathbf{I}_q, \boldsymbol{\alpha}) = \text{tr} \left[ \left\{ \sum_{i=1}^M \mathbf{V}_{i1} (\mathbf{V}_{i2}^\top \mathbf{V}_{i2})^\dagger \mathbf{V}_{i1}^\top \right\} \left\{ \sum_{i=1}^M \boldsymbol{\alpha}_i^\top \mathbf{V}_{i2}^\top \mathbf{V}_{i2} \boldsymbol{\alpha}_i \right\} \right].$$

Instead of finding  $\boldsymbol{\alpha}$  to minimize  $\sup_{\Sigma} R(\Sigma, \boldsymbol{\alpha})$ , we will attempt to find weights that minimize the average  $\bar{R}(\boldsymbol{\alpha}) = (R_0(\boldsymbol{\alpha}) + R_\infty(\boldsymbol{\alpha}))/2$ . To this end, set

$$\mathbf{B} = \sum_{i=1}^M \mathbf{V}_{i1} \mathbf{D}_i^2 \mathbf{V}_{i1}^\top, \quad \mathbf{C} = \sum_{i=1}^M \mathbf{V}_{i1} (\mathbf{V}_{i2}^\top \mathbf{V}_{i2})^\dagger \mathbf{V}_{i1}^\top.$$

For  $\bar{\boldsymbol{\alpha}}$  to minimize  $\bar{R}$ , while simultaneously satisfying the unbiasedness constraint, its  $i$ th component must satisfy the Lagrangian gradient equation

$$\mathbf{D}_i^{-2} \bar{\boldsymbol{\alpha}}_i \mathbf{B} + \mathbf{V}_{i2}^\top \mathbf{V}_{i2} \bar{\boldsymbol{\alpha}}_i \mathbf{C} = \mathbf{V}_{i1}^\top \boldsymbol{\Lambda}$$

for some  $p \times p$  matrix of Lagrange multipliers,  $\boldsymbol{\Lambda}$ , independent of  $i$ . In vector form,

$$(\mathbf{B}^\top \otimes \mathbf{D}_i^{-2} + \mathbf{C}^\top \otimes \mathbf{V}_{i2}^\top \mathbf{V}_{i2}) \text{vec}(\bar{\boldsymbol{\alpha}}_i) = (\mathbf{I}_p \otimes \mathbf{V}_{i1}^\top) \text{vec}(\boldsymbol{\Lambda}).$$

The unbiasedness constraint  $\sum_{i=1}^M \mathbf{V}_{i1} \bar{\boldsymbol{\alpha}}_i = \mathbf{I}_p$  must also hold.

Finding  $\bar{\boldsymbol{\alpha}}$  and  $\boldsymbol{\Lambda}$  requires solving a linear system of  $p \sum_{i=1}^M r_i + p^2$  equations in as many unknowns. For general situations, this is computationally expensive. However, in the case of a hierarchical generalized linear models satisfying  $\sum_{i=1}^M \mathbf{X}_i^\top \mathbf{X}_i = M\mathbf{I}_p$  and  $\mathbf{X}_i = \mathbf{Z}_i$  for all  $i$ , we get the simplification  $\mathbf{B} = \mathbf{C} = M\mathbf{I}_p$ ; in this case, the optimal weight is

$$\bar{\boldsymbol{\alpha}}_i = (\mathbf{V}_{i2}^\top \mathbf{V}_{i2} + \mathbf{D}_i^{-2})^{-1} \mathbf{V}_{i1}^\top \bar{\boldsymbol{\Omega}},$$

with  $\bar{\boldsymbol{\Omega}}$  chosen such that  $\sum_{i=1}^M \bar{\boldsymbol{\alpha}}_i^\top \mathbf{V}_{i1} = \mathbf{I}$ . This corresponds to the semi-weighted case using  $\bar{\boldsymbol{\Sigma}}_0 = \mathbf{I}_q$ . Motivated by this correspondence, in practical applications we will standardize the predictors and then use the semi-weights with  $\bar{\boldsymbol{\Sigma}}_0 = \mathbf{I}_q$ . In addition to the optimality considerations, the standardization ensures that the procedure is equivariant.

## 5. Finite sample properties of moment-based estimates

### 5.1. Theoretical framework

To analyze the performance of the proposed moment-based estimation procedure, we will need to be precise about what assumptions are required. To facilitate asymptotic analysis, we will state these assumptions in terms of sequences indexed by  $N$ . We make this dependence on  $N$  explicit in the assumption statements, but, to simplify the notation, will suppress this dependence in most of the text.

**ASSUMPTION 1.** *There exists a non-random  $p$ -dimensional fixed effect vector  $\boldsymbol{\beta}$  and, for each value of  $N$  there is a sequence of  $M(N)$  independent and identically distributed  $q$ -dimensional random effect vectors:  $\mathbf{u}_{N,1}, \dots, \mathbf{u}_{N,M(N)}$ . The  $i$ th random effect vector can be expressed as*

$\mathbf{u}_{N,i} = \Sigma^{1/2} \tilde{\mathbf{u}}_{N,i}$  where  $\Sigma^{1/2}$  is the symmetric square root of positive semidefinite matrix  $\Sigma$ , and the sphered random effect vector  $\tilde{\mathbf{u}}_{N,i}$  satisfies the moment conditions

$$E(\tilde{\mathbf{u}}_{N,i}) = 0, \quad (8a)$$

$$\text{cov}(\tilde{\mathbf{u}}_{N,i}) = \mathbf{I}_q, \quad (8b)$$

$$E\|\tilde{\mathbf{u}}_{N,i}\|^4 \leq \mu \quad (8c)$$

for some finite constant  $\mu$ .

ASSUMPTION 2. For each  $N$  and all  $i = 1, \dots, M(N)$  there exists a matrix with orthonormal columns  $\mathbf{V}_{N,i} = [\mathbf{V}_{N,i1}^\top \mathbf{V}_{N,i2}^\top]^\top$ , and a symmetric positive-definite matrix  $\mathbf{D}_{N,i}$  (not necessarily diagonal) such that  $\mathbf{V}_{N,i1}$  and  $\mathbf{V}_{N,i2}$  have dimensions  $p \times r_{N,i}$  and  $q \times r_{N,i}$ , respectively, and  $\mathbf{D}_{N,i}$  has dimension  $r_{N,i} \times r_{N,i}$ . Further, the following conditions hold:

- (a) The matrix  $\sum_{i=1}^{M(N)} \mathbf{V}_{N,i1} \mathbf{V}_{N,i1}^\top$  is invertible.
- (b) The matrix  $\sum_{i=1}^{M(N)} (\mathbf{V}_{N,i2} \mathbf{V}_{N,i2}^\top) \otimes (\mathbf{V}_{N,i2} \mathbf{V}_{N,i2}^\top)$  is invertible on the subspace  $\mathcal{S}_q$  of vectors  $\mathbf{s}$  satisfying  $\mathbf{s} = \text{vec}(\mathbf{S})$  for some symmetric  $q \times q$  matrix  $\mathbf{S}$ .

ASSUMPTION 3. Letting  $\boldsymbol{\eta}_{N,i} = [\boldsymbol{\beta}^\top \mathbf{u}_{N,i}^\top]^\top$  be the true  $(p+q)$ -dimensional effect vector for the  $i$ th group, there exist group-specific effect estimates  $\hat{\boldsymbol{\eta}}_{N,1}, \dots, \hat{\boldsymbol{\eta}}_{N,M(N)}$  such that the estimation error  $\mathbf{h}_{N,i} = \boldsymbol{\eta}_{N,i} - \hat{\boldsymbol{\eta}}_{N,i}$  satisfies the moment relations

$$E(\mathbf{V}_{N,i}^\top \mathbf{h}_{N,i}) = 0, \quad (9a)$$

$$\text{cov}(\mathbf{V}_{N,i}^\top \mathbf{h}_{N,i}) = \phi \mathbf{D}_{N,i}^{-2}, \quad (9b)$$

$$E\|\phi^{-1/2} \mathbf{D}_{N,i} \mathbf{V}_{N,i}^\top \mathbf{h}_{N,i}\|^4 \leq \lambda \quad (9c)$$

for some dispersion parameter  $\phi$  and finite constant  $\lambda$ . Furthermore, the estimation errors  $\mathbf{h}_{N,1}, \dots, \mathbf{h}_{N,M(N)}$  and the random effects  $\mathbf{u}_{N,1}, \dots, \mathbf{u}_{N,M(N)}$  are mutually independent.

ASSUMPTION 4. For each  $N$  there exists a random dispersion parameter estimate  $\hat{\phi}_N$  independent of the vectors  $\mathbf{h}_{N,1}, \dots, \mathbf{h}_{N,M(N)}$  and  $\mathbf{u}_{N,1}, \dots, \mathbf{u}_{N,M(N)}$  such that

$$E(\hat{\phi}_N / \phi - 1)^2 \leq \nu / (N - \rho_N) \quad (10)$$

where  $\rho_N = \sum_{i=1}^{M(N)} r_{N,i} < N$  and  $\nu < \infty$ .

These assumptions are motivated by the linear case introduced in Section 3.2. Assumption 2(a) ensures that  $\boldsymbol{\beta}$  is identifiable; it holds if and only if the combined predictor matrix  $\mathbf{X} = [\mathbf{X}_1^\top \dots \mathbf{X}_M^\top]^\top$  has full column rank; Assumption 2(b) ensures that  $\Sigma$  is identifiable; it holds if and only if  $\sum_{i=1}^M (\mathbf{Z}_i^\top \mathbf{Z}_i) \otimes (\mathbf{Z}_i^\top \mathbf{Z}_i)$  is invertible on  $\mathcal{S}_q$ . Assumption 3 holds for the hierarchical linear model whenever  $E|\varepsilon_{ij}|^4 < \infty$ ; for nonlinear models, including hierarchical generalized linear models, Assumption 3 will not hold exactly, but it will be a reasonable approximation whenever the group-specific sample sizes are large. For Assumption 4, in models where the dispersion parameter is known it suffices to take  $\hat{\phi}_N = \phi$  and  $\nu = 0$ .

ASSUMPTION 5. For each  $N$  there exists a sequence of symmetric positive-definite weight matrices  $\mathbf{W}_{N,1}, \dots, \mathbf{W}_{N,M(N)}$  where the  $i$ th weight matrix has dimension  $r_{N,i} \times r_{N,i}$  and satisfies the relation

$$\mathbf{W}_{N,i} (\mathbf{V}_{N,i2}^\top \Sigma \mathbf{V}_{N,i2} + \phi \mathbf{D}_{N,i}^{-2}) \mathbf{W}_{N,i} \preceq \kappa_N \mathbf{W}_{N,i} \quad (11)$$

for some nonrandom sequence  $\kappa_N$  independent of  $i$ .

**Table 1.** Weight choices and associated bounding constants

Method	$\mathbf{W}_i$	$\kappa$
Unweighted	$\mathbf{I}_{r_i}$	$\ \boldsymbol{\Sigma}\  + \phi \max_i \ \mathbf{D}_i^{-2}\ $
Weighted	$\mathbf{D}_i^2$	$\ \boldsymbol{\Sigma}\  \max_i \ \mathbf{D}_i^2\  + \phi$
Semi-Weighted	$(\mathbf{V}_{i2}^\top \bar{\boldsymbol{\Sigma}}_0 \mathbf{V}_{i2} + \mathbf{D}_i^{-2})^{-1}$	$\ \bar{\boldsymbol{\Sigma}}_0^{-1} \boldsymbol{\Sigma}\  + \phi$

Table 5.1 shows the bounding constants from Assumption 5 associated with each weight method discussed in Section 4. It is straightforward to derive these bounds for the unweighted and weighted cases. For the semi-weighted case, we derive the bound in Lemma 5.1. Generally,  $\|\mathbf{D}_i\|$  will scale proportionally to the square root of the group-specific sample size,  $n_i^{1/2}$ . We can see that the bound for the unweighted case degrades if some  $n_i$  is small, while the bound for the weighted case degrades if some  $n_i$  is large. The bound for the semi-weighted case is insensitive to the group-specific sample sizes.

LEMMA 5.1. *If  $\bar{\boldsymbol{\Sigma}}_0$  and  $\mathbf{D}_1, \dots, \mathbf{D}_M$  are positive-definite and  $\boldsymbol{\Sigma}$  is positive-semidefinite, then for the weight defined by  $\mathbf{W}_i = (\mathbf{V}_{i2}^\top \bar{\boldsymbol{\Sigma}}_0 \mathbf{V}_{i2} + \mathbf{D}_i^{-2})^{-1}$ , Assumption 5 holds with  $\kappa = \|\bar{\boldsymbol{\Sigma}}_0^{-1} \boldsymbol{\Sigma}\| + \phi$ .*

PROOF. We will drop the subscript  $i$  for the proof of the lemma. First, note the relation  $\mathbf{D}^{-1} \mathbf{W} \mathbf{D}^{-1} = (\mathbf{D} \mathbf{V}_2^\top \bar{\boldsymbol{\Sigma}}_0 \mathbf{V}_2 \mathbf{D} + \mathbf{I}_r)^{-1} \preceq \mathbf{I}_r$ , so that

$$\phi \mathbf{W}^{1/2} \mathbf{D}^{-2} \mathbf{W}^{1/2} \preceq \phi \mathbf{I}_r. \quad (12)$$

Next, use the matrix inversion lemma to express

$$\mathbf{W} = \mathbf{D}^2 - \mathbf{D}^2 \mathbf{V}_2^\top (\bar{\boldsymbol{\Sigma}}_0^{-1} + \mathbf{V}_2 \mathbf{D}^2 \mathbf{V}_2^\top)^{-1} \mathbf{V}_2 \mathbf{D}^2.$$

Use the identities  $\mathbf{I} - (\mathbf{A} + \mathbf{B})^{-1} \mathbf{B} = (\mathbf{A} + \mathbf{B})^{-1} \mathbf{A}$  and  $\mathbf{B}(\mathbf{A} + \mathbf{B})^{-1} = \mathbf{I} - \mathbf{A}(\mathbf{A} + \mathbf{B})^{-1}$  to get

$$\mathbf{V}_2 \mathbf{W} \mathbf{V}_2^\top = \bar{\boldsymbol{\Sigma}}_0^{-1/2} \{ \mathbf{I}_q - (\mathbf{I}_q + \bar{\boldsymbol{\Sigma}}_0^{-1/2} \mathbf{V}_2 \mathbf{D}^2 \mathbf{V}_2^\top \bar{\boldsymbol{\Sigma}}_0^{-1/2})^{-1} \} \bar{\boldsymbol{\Sigma}}_0^{-1/2}.$$

Employing the bound  $\mathbf{I} - (\mathbf{I} + \mathbf{A})^{-1} \preceq \mathbf{I}$ , which holds for any positive-semidefinite matrix  $\mathbf{A}$ , it follows that  $\mathbf{V}_2 \mathbf{W} \mathbf{V}_2^\top \preceq \bar{\boldsymbol{\Sigma}}_0^{-1}$ . Thus,

$$\mathbf{W}^{1/2} \mathbf{V}_2^\top \boldsymbol{\Sigma} \mathbf{V}_2 \mathbf{W}^{1/2} \preceq \|\boldsymbol{\Sigma} \bar{\boldsymbol{\Sigma}}_0^{-1}\| \mathbf{I}_r. \quad (13)$$

The result of the lemma follows from (12) and (13).

## 5.2. Existence

For the estimates  $\hat{\boldsymbol{\beta}}_{\mathbf{W}}$  and  $\hat{\boldsymbol{\Sigma}}_{\boldsymbol{\Sigma}}$  to be well-defined, we must have that the corresponding quantities  $\boldsymbol{\Omega}$  and  $\boldsymbol{\Omega}_2$  are invertible. Propositions 5.2 and 5.3 show that this is always the case whenever the group-specific weights are positive definite and Assumption 2 is in force.

PROPOSITION 5.2. *For  $i = 1, \dots, M$  let  $\mathbf{W}_i$  be a nonrandom symmetric positive-definite matrix. If Assumption 2(a) holds, then the matrix  $\boldsymbol{\Omega}$  defined in (3) is invertible, so that  $\hat{\boldsymbol{\beta}}_{\mathbf{W}}$  is well-defined.*

PROOF. The matrix  $\boldsymbol{\Omega}$  is symmetric, so it suffices to show that it is positive-definite. We will proceed by contradiction. Suppose that the statement of the proposition is false, so that for some nonzero vector  $\mathbf{t}$ , the identity  $\mathbf{t}^\top \boldsymbol{\Omega} \mathbf{t} = 0$  holds. In this case, since  $\mathbf{W}_i$  is positive-definite, it must follow that  $\mathbf{V}_{i1}^\top \mathbf{t} = 0$  for all  $i = 1, \dots, M$ . Thus,  $\sum_{i=1}^M \mathbf{t}^\top \mathbf{V}_{i1} \mathbf{D}_i^2 \mathbf{V}_{i1}^\top \mathbf{t} = 0$ . This contradicts Assumption 2(a). It must follow, then, that  $\mathbf{t}^\top \boldsymbol{\Omega} \mathbf{t} > 0$  for all nonzero  $\mathbf{t}$ , so that  $\boldsymbol{\Omega}$  has full rank.

We state the result for  $\mathbf{\Omega}_2$ , which follows by a similar argument, as Proposition 5.3. The full proof of this result is given in Appendix A of the on-line supplement.

PROPOSITION 5.3. *For  $i = 1, \dots, M$  let  $\mathbf{W}_i$  be a nonrandom symmetric positive-definite matrix. If Assumption 2(b) holds, then the matrix  $\mathbf{\Omega}_2$  defined in (5) is invertible on  $\mathcal{S}_q$ , so that  $\hat{\mathbf{\Sigma}}_{\mathbf{W}}$  is well-defined.*

### 5.3. Concentration

The next results, Corollary 5.5 and Proposition 5.6, show that with high probability,  $\hat{\mathbf{\beta}}_{\mathbf{W}}$  and  $\hat{\mathbf{\Sigma}}_{\mathbf{W}}$  are close to their estimands.

PROPOSITION 5.4. *If Assumptions 1, 2, 3, and 5 are in force, then  $\hat{\mathbf{\beta}}_{\mathbf{W}}$  satisfies the moment relations*

$$E(\hat{\mathbf{\beta}}_{\mathbf{W}}) = \boldsymbol{\beta}, \quad (14a)$$

$$\text{cov}(\hat{\mathbf{\beta}}_{\mathbf{W}}) \preceq \kappa \mathbf{\Omega}^{-1}. \quad (14b)$$

PROOF. We have  $\hat{\mathbf{\beta}}_{\mathbf{W}} = \mathbf{\Omega}^{-1} \sum_{i=1}^M \mathbf{V}_{i1} \mathbf{W}_i \mathbf{V}_i^T \hat{\boldsymbol{\eta}}_i$ . Proposition 5.2 shows if Assumption 2 is in force, then  $\mathbf{\Omega}$  is invertible and consequently  $\hat{\mathbf{\beta}}_{\mathbf{W}}$  is well-defined. Assumptions 1 and 3 imply that  $E(\mathbf{V}_i^T \hat{\boldsymbol{\eta}}_i) = \mathbf{V}_{i1}^T \boldsymbol{\beta}$ , so that  $E(\hat{\mathbf{\beta}}_{\mathbf{W}}) = \boldsymbol{\beta}$ . Additionally, these assumptions together with Assumption 5 imply that

$$\text{cov}(\hat{\mathbf{\beta}}_{\mathbf{W}}) = \mathbf{\Omega}^{-1} \left\{ \sum_{i=1}^M \mathbf{V}_{i1} \mathbf{W}_i (\mathbf{V}_{i2}^T \boldsymbol{\Sigma} \mathbf{V}_{i2} + \phi \mathbf{D}_i^{-2}) \mathbf{W}_i \mathbf{V}_{i1}^T \right\} \mathbf{\Omega}^{-1} \preceq \kappa \mathbf{\Omega}^{-1}.$$

COROLLARY 5.5. *If Assumptions 1, 2, 3, and 5 are in force, then for any  $\varepsilon > 0$ ,*

$$\Pr\{\|\hat{\mathbf{\beta}}_{\mathbf{W}} - \boldsymbol{\beta}\|^2 \geq \varepsilon^{-1} \kappa \text{tr}(\mathbf{\Omega}^{-1})\} \leq \varepsilon.$$

PROOF. From Proposition 5.2 it follows that

$$\begin{aligned} E\|\hat{\mathbf{\beta}}_{\mathbf{W}} - \boldsymbol{\beta}\|^2 &= E[\text{tr}\{(\hat{\mathbf{\beta}}_{\mathbf{W}} - \boldsymbol{\beta})(\hat{\mathbf{\beta}}_{\mathbf{W}} - \boldsymbol{\beta})^T\}] \\ &= \text{tr}\{\text{cov}(\hat{\mathbf{\beta}}_{\mathbf{W}})\} \\ &\leq \kappa \text{tr}(\mathbf{\Omega}^{-1}). \end{aligned}$$

Now apply Markov's inequality.

PROPOSITION 5.6. *If Assumptions 1–5 are in force, then for any  $\varepsilon \in (0, 1]$ ,*

$$\Pr\{\|\hat{\mathbf{\Sigma}}_{\mathbf{W}} - \boldsymbol{\Sigma}\|_{\text{F}}^2 \geq \varepsilon^{-2} \kappa^2 C^2 \text{tr}(\mathbf{\Omega}_2^{-1})\} \leq \varepsilon,$$

where  $C = \{9p^{3/2} + 3(\lambda + 2)^{1/2} + \mu^{1/2} + \nu^{1/2}(N/\rho - 1)^{-1/2}\}/2$ .

PROOF. Define  $\mathbf{S}$  analogously to  $\hat{\mathbf{S}}$  be replacing  $\hat{\boldsymbol{\eta}}_i$  with  $\boldsymbol{\eta}_i$ . The triangle inequality implies that

$$\|\hat{\mathbf{\Sigma}}_{\mathbf{W}} - \boldsymbol{\Sigma}\|_{\text{F}} \leq \|\hat{\mathbf{S}}(\hat{\mathbf{\beta}}_{\mathbf{W}}) - \hat{\mathbf{S}}(\boldsymbol{\beta})\|_{\text{F}} + \|\hat{\mathbf{S}}(\boldsymbol{\beta}) - \mathbf{S}(\boldsymbol{\beta}) - \phi \mathbf{B}\|_{\text{F}} + \|\mathbf{S}(\boldsymbol{\beta}) - \boldsymbol{\Sigma}\|_{\text{F}} + |\phi - \hat{\phi}| \|\mathbf{B}\|_{\text{F}}$$

We analyze the right hand side summands in Appendix B of the on-line supplement; Lemma 5.7, stated after the proof of Prop. 5.6, summarizes these results.

Fix any  $a > 0$ . Set  $\omega = \text{tr}(\mathbf{\Omega}_2^{-1})$ . Lemma 5.7(a) shows that

$$\Pr(\|\hat{\mathbf{S}}(\hat{\boldsymbol{\beta}}_{\mathbf{W}}) - \hat{\mathbf{S}}(\boldsymbol{\beta})\|_{\text{F}} \geq 9ap^{3/2}\kappa\omega^{1/2}) \leq a^{-1}.$$

Lemma 5.7(b) and Markov's inequality imply that

$$\Pr\{\|\hat{\mathbf{S}}(\boldsymbol{\beta}) - \mathbf{S}(\boldsymbol{\beta}) - \phi\mathbf{B}\|_{\text{F}} \geq 3a(\lambda + 2)^{1/2}\kappa\omega^{1/2}\} \leq a^{-2}.$$

Similarly, Lemma 5.7(c) and Markov's inequality imply that

$$\Pr\{\|\mathbf{S}(\boldsymbol{\beta}) - \boldsymbol{\Sigma}\|_{\text{F}} \geq a\mu^{1/2}\kappa\omega^{1/2}\} \leq a^{-2}.$$

For the final term, Assumption 4 implies that

$$\Pr\{|\hat{\phi}/\phi - 1| \geq a\nu^{1/2}(N - \rho)^{-1/2}\} \leq 1/a^2,$$

and Lemma 5.7(d) implies that

$$\phi\|\mathbf{B}\|_{\text{F}} \leq \kappa\rho^{1/2}\|\mathbf{\Omega}_2^{-1}\| \leq \kappa\rho^{1/2}\omega^{1/2}.$$

Thus, with probability at least  $1 - (1/a + 3/a^2)$ ,

$$\|\hat{\boldsymbol{\Sigma}}_{\mathbf{W}} - \boldsymbol{\Sigma}\|_{\text{F}} < a\kappa\omega^{1/2}\{9p^{3/2} + 3(\lambda + 2)^{1/2} + \mu^{1/2} + \nu^{1/2}(N/\rho - 1)^{-1/2}\}.$$

Set  $\varepsilon = (1/a + 3/a^2)$ . If  $\varepsilon \leq 1$ , then  $a^{-1} = \sqrt{1 + 12\varepsilon} - 1 > 2\varepsilon$ . This gives the desired result.

LEMMA 5.7. *If Assumptions 1, 2, 3, and 5 are in force, then the following identities hold:*

- (a)  $\Pr\{\|\hat{\mathbf{S}}(\hat{\boldsymbol{\beta}}_{\mathbf{W}}) - \hat{\mathbf{S}}(\boldsymbol{\beta})\|_{\text{F}} < 9p^{3/2}\kappa\{\text{tr}(\mathbf{\Omega}_2^{-1})\}^{1/2}/\varepsilon\} \geq 1 - \varepsilon,$
- (b)  $E\|\hat{\mathbf{S}}(\boldsymbol{\beta}) - \mathbf{S}(\boldsymbol{\beta}) - \phi\mathbf{B}\|_{\text{F}}^2 \leq 9\kappa^2(\lambda + 2)\text{tr}(\mathbf{\Omega}_2^{-1}),$
- (c)  $E\|\mathbf{S}(\boldsymbol{\beta}) - \boldsymbol{\Sigma}\|_{\text{F}}^2 \leq \mu\kappa^2\text{tr}(\mathbf{\Omega}_2^{-1}),$
- (d)  $\|\mathbf{B}\|_{\text{F}} \leq \phi^{-1}\kappa\rho^{1/2}\|\mathbf{\Omega}_2^{-1}\|^{1/2},$

where  $\rho = \sum_{i=1}^M r_i$ .

#### 5.4. Near relative efficiency

We now show that with the semi-weighted method, if the initial choice for  $\bar{\boldsymbol{\Sigma}}_0$  is close to the true value  $\bar{\boldsymbol{\Sigma}} = \phi^{-1}\boldsymbol{\Sigma}$ , then the weighted estimate is close to optimal unbiased weighted estimate. In this sense, it is close to being ‘‘relatively efficient’’.

To be precise about this equivalence in efficiency, let  $\boldsymbol{\theta}_0$  denote the vector with  $1 + q(q + 1)/2$  components, gotten by concatenating  $\phi$  and the unique elements of  $\boldsymbol{\Sigma}$ . For any parameter vector  $\boldsymbol{\theta}$  with the same dimension, let  $\boldsymbol{\Sigma}_{\boldsymbol{\theta}}$  and  $\phi_{\boldsymbol{\theta}}$  denote the corresponding values of the random effect covariance matrix and the dispersion parameter. Set

$$\hat{\boldsymbol{\beta}}_{\boldsymbol{\theta}} = \mathbf{\Omega}_{\boldsymbol{\theta}}^{-1} \sum_{i=1}^M \mathbf{V}_{i1} \mathbf{W}_{\boldsymbol{\theta}i} \mathbf{V}_i^{\text{T}} \hat{\boldsymbol{\eta}}_i, \quad (15)$$

where

$$\mathbf{W}_{\boldsymbol{\theta}i} = (\mathbf{V}_{i2}^{\text{T}} \bar{\boldsymbol{\Sigma}}_{\boldsymbol{\theta}} \mathbf{V}_{i2} + \mathbf{D}_i^{-2})^{-1}, \quad \mathbf{\Omega}_{\boldsymbol{\theta}} = \sum_{i=1}^M \mathbf{W}_{\boldsymbol{\theta}i}, \quad (16)$$

and  $\bar{\Sigma}_\theta = \phi_\theta^{-1} \Sigma_\theta$ . If Assumption 2 is in force, then Proposition 5.2 implies that  $\Omega_\theta^{-1}$  exists and  $\hat{\beta}_\theta$  exists for all  $\theta$ . Define  $\hat{\beta}$ ,  $\mathbf{W}_i$ , and  $\Omega$  as the quantities gotten by setting  $\theta = \theta_0$ .

The next result states that for all parameter vectors  $\theta$  in a neighbourhood of  $\theta_0$ , the estimate  $\hat{\beta}_\theta$  is uniformly close to  $\hat{\beta}$ . Carter and Yang (1986) state a similar asymptotic result in the context of Swamy's estimation procedure; their heuristic proof of this result uses different but related techniques.

**PROPOSITION 5.8.** *Let  $\mathcal{B}$  be any neighbourhood of the true parameter vector  $\theta_0$ . For any  $\varepsilon > 0$ , if Assumptions 1–3 are in force, then*

$$\Pr\{\sup_{\theta \in \mathcal{B}} \|\Omega^{1/2}(\hat{\beta}_\theta - \hat{\beta})\|^2 \geq C\varepsilon^{-1}\tau^2\} \leq \varepsilon,$$

where  $\tau = \sup_{\theta \in \mathcal{B}} \max\{\|\bar{\Sigma}^{-1}\bar{\Sigma}_\theta - \mathbf{I}_q\|, \|\bar{\Sigma}_\theta^{-1}\bar{\Sigma} - \mathbf{I}_q\|\}$  and

$$C = 9\{48p^3 + 48pq^3(1 + 4p\tau)^2 + 768\rho\tau^2(1 + 4p\tau)\},$$

with  $\rho = \sum_{i=1}^M r_i$ .

**PROOF.** For any vector  $\theta$ , write  $\hat{\beta}_\theta - \beta = \Omega_\theta^{-1} \sum_{i=1}^M \mathbf{V}_{i1} \mathbf{W}_{\theta i} (\mathbf{V}_i^\top \hat{\eta}_i - \mathbf{V}_{i1}^\top \beta)$ . Now,

$$\hat{\beta}_\theta - \hat{\beta} = (\hat{\beta}_\theta - \beta) - (\hat{\beta} - \beta) = \sum_{i=1}^M (\Omega_\theta^{-1} \mathbf{V}_{i1} \mathbf{W}_{\theta i} - \Omega^{-1} \mathbf{V}_{i1} \mathbf{W}_i) (\mathbf{V}_i^\top \hat{\eta}_i - \mathbf{V}_{i1}^\top \beta).$$

Set  $\gamma_i = \mathbf{W}_i^{1/2} (\mathbf{V}_i^\top \hat{\eta}_i - \mathbf{V}_{i1}^\top \beta)$ . It follows that

$$\hat{\beta}_\theta - \hat{\beta} = (\Omega_\theta^{-1} - \Omega^{-1}) \sum_{i=1}^M \mathbf{V}_{i1} \mathbf{W}_i^{1/2} \gamma_i + \Omega_\theta^{-1} \sum_{i=1}^M \mathbf{V}_{i1} (\mathbf{W}_{\theta i} - \mathbf{W}_i) \mathbf{W}_i^{-1/2} \gamma_i.$$

Letting  $\mathbf{E}_{\theta i} = \mathbf{V}_{i2}^\top (\bar{\Sigma}_\theta - \bar{\Sigma}) \mathbf{V}_{i2}$ , the identity  $(\mathbf{A} + \mathbf{E})^{-1} - \mathbf{A}^{-1} = -(\mathbf{A} + \mathbf{E})^{-1} \mathbf{E} \mathbf{A}^{-1}$  implies that

$$\mathbf{W}_{\theta i} - \mathbf{W}_i = -\mathbf{W}_{\theta i} \mathbf{E}_{\theta i} \mathbf{W}_i = -\mathbf{W}_i \mathbf{E}_{\theta i} \mathbf{W}_i + \mathbf{W}_{\theta i} \mathbf{E}_{\theta i} \mathbf{W}_i \mathbf{E}_{\theta i} \mathbf{W}_i.$$

With this identity, it follows that the scaled difference between the two estimates can be expressed as

$$\Omega^{1/2}(\hat{\beta}_\theta - \hat{\beta}) = \delta_1(\theta) + \delta_2(\theta) + \delta_3(\theta),$$

where

$$\delta_1(\theta) = (\Omega^{1/2} \Omega_\theta^{-1} \Omega^{1/2} - \mathbf{I}_p) \Omega^{-1/2} \sum_{i=1}^M \mathbf{V}_{i1} \mathbf{W}_i^{1/2} \gamma_i, \quad (17a)$$

$$\delta_2(\theta) = -\Omega^{1/2} \Omega_\theta^{-1} \sum_{i=1}^M \mathbf{V}_{i1} \mathbf{W}_i \mathbf{E}_{\theta i} \mathbf{W}_i^{1/2} \gamma_i, \quad (17b)$$

$$\delta_3(\theta) = \Omega^{1/2} \Omega_\theta^{-1} \sum_{i=1}^M \mathbf{V}_{i1} \mathbf{W}_{\theta i} \mathbf{E}_{\theta i} \mathbf{W}_i \mathbf{E}_{\theta i} \mathbf{W}_i^{1/2} \gamma_i. \quad (17c)$$

Further, if Assumptions 1 and 3 are in force, then  $E(\gamma_i) = 0$  and  $\text{cov}(\gamma_i) = \mathbf{I}_{r_i}$ .

Lemma 5.9, stated at the end of Section 5.4 and proved in Appendix C of the on-line supplement, bounds the terms in (17). This lemma implies that with probability at least  $1 - \varepsilon$ , the following three inequalities simultaneously hold:

$$\begin{aligned} \sup_{\boldsymbol{\theta} \in \mathcal{B}} \|\boldsymbol{\delta}_1(\boldsymbol{\theta})\|^2 &\leq 48\varepsilon^{-1}p^3\tau^2, \\ \sup_{\boldsymbol{\theta} \in \mathcal{B}} \|\boldsymbol{\delta}_2(\boldsymbol{\theta})\|^2 &\leq 48\varepsilon^{-1}pq^3\tau^2(1 + 4p\tau)^2, \\ \sup_{\boldsymbol{\theta} \in \mathcal{B}} \|\boldsymbol{\delta}_3(\boldsymbol{\theta})\|^2 &\leq 768\varepsilon^{-1}\rho\tau^4(1 + 4p\tau). \end{aligned}$$

The result of the proposition follows since  $\|\boldsymbol{\Omega}^{1/2}(\hat{\boldsymbol{\beta}}_{\boldsymbol{\theta}} - \hat{\boldsymbol{\beta}})\|^2 \leq 9\{\|\boldsymbol{\delta}_1(\boldsymbol{\theta})\|^2 + \|\boldsymbol{\delta}_2(\boldsymbol{\theta})\|^2 + \|\boldsymbol{\delta}_3(\boldsymbol{\theta})\|^2\}$ .

LEMMA 5.9. *Let functions  $\boldsymbol{\delta}_1(\boldsymbol{\theta})$ ,  $\boldsymbol{\delta}_2(\boldsymbol{\theta})$ , and  $\boldsymbol{\delta}_3(\boldsymbol{\theta})$ , be defined as in (17a)–(17c). If Assumptions 1–3 are in force, then for any  $\varepsilon > 0$  and any parameter set  $\mathcal{B}$ ,*

$$\begin{aligned} \Pr\{\sup_{\boldsymbol{\theta} \in \mathcal{B}} \|\boldsymbol{\delta}_1(\boldsymbol{\theta})\|^2 \geq 16\varepsilon^{-1}p^3\tau^2\} &\leq \varepsilon, \\ \Pr\{\sup_{\boldsymbol{\theta} \in \mathcal{B}} \|\boldsymbol{\delta}_2(\boldsymbol{\theta})\|^2 \geq 16\varepsilon^{-1}pq^3\tau^2(1 + 4p\tau)^2\} &\leq \varepsilon, \\ \Pr\{\sup_{\boldsymbol{\theta} \in \mathcal{B}} \|\boldsymbol{\delta}_3(\boldsymbol{\theta})\|^2 \geq 256\varepsilon^{-1}\rho\tau^4(1 + 4p\tau)\} &\leq \varepsilon, \end{aligned}$$

where  $\tau = \sup_{\boldsymbol{\theta} \in \mathcal{B}} \max\{\|\bar{\boldsymbol{\Sigma}}^{-1}\bar{\boldsymbol{\Sigma}}_{\boldsymbol{\theta}} - \mathbf{I}_p\|, \|\bar{\boldsymbol{\Sigma}}_{\boldsymbol{\theta}}^{-1}\bar{\boldsymbol{\Sigma}} - \mathbf{I}_p\|\}$  and  $\rho = \sum_{i=1}^M r_i$ .

## 6. Asymptotic properties of two-step estimates

In Section 5, we established finite-sample existence, concentration bounds, and near relative efficiency for moment based estimates. Given the finite-sample results, it is straightforward to derive asymptotic analogues of these properties in settings where the sample size tends to infinity.

We will need an additional assumption on the bounding constants:

ASSUMPTION 6. *The sequence of bounding constants  $\kappa_N$  defined in Assumption 5 satisfy  $\limsup_N \kappa_N < \infty$ .*

Referring to Table 5.1, we can see that Assumption 6 holds for the unweighted case whenever  $\|\mathbf{D}_i\|$  is bounded away from zero, and for the weighted case whenever  $\|\mathbf{D}_i\|$  is bounded away from infinity. For the semi-weighted case, Assumption 6 holds whenever  $\bar{\boldsymbol{\Sigma}}_0$  is positive-definite.

In addition to assumptions on the bounding constants  $\kappa_N$ , the asymptotic results require conditions on  $\boldsymbol{\Omega}$  and  $\boldsymbol{\Omega}_2$ . To state these conditions, we define the quantities

$$\omega_N = \inf_{\mathbf{t} \in \mathbb{R}^p} \frac{\mathbf{t}^T \boldsymbol{\Omega} \mathbf{t}}{\mathbf{t}^T \mathbf{t}}, \quad \omega_{N,2} = \inf_{\mathbf{s} \in \mathcal{S}_q} \frac{\mathbf{s}^T \boldsymbol{\Omega}_2 \mathbf{s}}{\mathbf{s}^T \mathbf{s}}.$$

The quantity  $\omega_N$  is the smallest eigenvalue of  $\boldsymbol{\Omega}$ ; similarly,  $\omega_{N,2}$  is the smallest eigenvalue of  $\boldsymbol{\Omega}_2$  restricted the space  $\mathcal{S}_q$ . The asymptotic results require that  $\omega_N$  and  $\omega_{N,2}$  go to infinity at or above a specified rate. Typically, a necessary condition for  $\omega_{N,2}$  to go to infinity is that  $M \rightarrow \infty$ . For example, in the unweighted and the semi-weighted case with  $\bar{\boldsymbol{\Sigma}}_0 \succ 0$ , one can show that  $\omega_{N,2} = O(M)$ ; thus, for  $\omega_{N,2}$  to diverge to infinity, it is necessary to have  $M \rightarrow \infty$ .

Our first result establishes that the moment-based estimators for  $\boldsymbol{\beta}$  and  $\boldsymbol{\Sigma}$  are consistent. This result follows immediately from Corollary 5.5 and Proposition 5.6.



PROPOSITION 6.1 (CONSISTENCY). *If Assumptions 1–6 are in force, then the asymptotic limits of  $\hat{\beta}_{\mathbf{W}}$  and  $\hat{\Sigma}_{\mathbf{W}}$  are determined as*

- (a) *If  $\omega_N \rightarrow \infty$ , then  $\hat{\beta}_{\mathbf{W}} \xrightarrow{P} \beta$ .*  
 (b) *If  $\omega_{N,2}(N/\rho_N - 1) \rightarrow \infty$  and  $\omega_{N,2} \rightarrow \infty$ , then  $\hat{\Sigma}_{\mathbf{W}} \xrightarrow{P} \Sigma$ .*

Next we establish that the two-step estimate for  $\beta$  is relatively efficient. To state this result, as in Section 7, let  $\hat{\beta}$  be the moment-based estimate of  $\beta$  with variance-minimizing weights from (7), and let  $\hat{\beta}_{\hat{\theta}}$  be as defined in (15). Proposition 6.2 shows that the two-step estimator  $\hat{\beta}_{\hat{\theta}}$  is asymptotically as efficient as  $\hat{\beta}$ . This result follows from Proposition 5.6 and Proposition 5.8; Appendix D of the on-line supplement gives a complete proof.

PROPOSITION 6.2 (RELATIVE EFFICIENCY). *For each  $N$ , suppose that  $\mathbf{W}_{N,1}, \dots, \mathbf{W}_{N,M(N)}$  are weights with bounding constants  $\kappa_N$  satisfying Assumption 6. Set  $\hat{\theta} = (\hat{\phi}, \hat{\Sigma}_{\mathbf{W}})$ . Suppose that Assumptions 1–5 are in force and that  $\Sigma \succ 0$ . If  $\rho_N \rightarrow \infty$ ,  $(N - \rho_N) \log \rho_N \rightarrow \infty$ , and  $(\omega_{N,2}^2/\rho_N) \log \rho_N \rightarrow \infty$ , then  $\Omega^{1/2}(\hat{\beta}_{\hat{\theta}} - \hat{\beta}) \xrightarrow{P} 0$ .*

The next two results show that the two-step estimator  $\hat{\beta}_{\hat{\theta}}$  is asymptotically normal.

PROPOSITION 6.3. *Suppose that Assumptions 1–5 are in force. Let  $\hat{\beta}$  denote the weight-based moment estimate with variance-minimizing weights  $\mathbf{W}_i$  as in Eq. (7). If  $M \rightarrow \infty$  and  $\sum_{i=1}^M \|\Omega^{-1} \mathbf{V}_{i1} \mathbf{W}_i \mathbf{V}_{i1}^T\|^4 \rightarrow 0$ , then  $\Omega^{1/2}(\hat{\beta} - \beta)$  converges in distribution to a mean-zero multivariate normal random vector with identity covariance matrix.*

PROOF. By the Cramér-Wold device, it suffices to show that for any unit vector  $\mathbf{t}$ , the quantity  $Y = \mathbf{t}^T \Omega^{1/2}(\hat{\beta} - \beta)$  converges in distribution to a standard normal random variable. For  $i = 1, \dots, M$ , define

$$X_i = \mathbf{t}^T \Omega^{-1/2} \mathbf{V}_{i1} \mathbf{W}_i (\mathbf{V}_i^T \hat{\eta}_i - \mathbf{V}_{i1}^T \beta) = \mathbf{t}^T \Omega^{-1/2} \mathbf{V}_{i1} \mathbf{W}_i (\mathbf{V}_i^T \mathbf{h}_i + \mathbf{V}_{i2}^T \mathbf{u}_i),$$

so that  $Y = \sum_{i=1}^M X_i$ . It follows that  $E(Y) = 0$  and  $\text{var}(Y) = 1$ . If we can show that  $\sum_{i=1}^M E(X_i^4) \rightarrow 0$ , then Lyapunov's Theorem will ensure that  $Y$  converges in distribution to a standard normal random variable, the desired result of the proposition.

By the Cauchy-Schwarz inequality,

$$X_i^2 \leq \|\Omega^{-1/2} \mathbf{V}_{i1} \mathbf{W}_i (\mathbf{V}_i^T \mathbf{h}_i + \mathbf{V}_{i2}^T \mathbf{u}_i)\|^2 \leq \|\Omega^{-1/2} \mathbf{V}_{i1} \mathbf{W}_i^{1/2}\|^2 \|\mathbf{W}_i^{1/2} (\mathbf{V}_i^T \mathbf{h}_i + \mathbf{V}_{i2}^T \mathbf{u}_i)\|^2.$$

Therefore, it follows that

$$E(X_i^4) \leq \|\Omega^{-1/2} \mathbf{V}_{i1} \mathbf{W}_i^{1/2}\|^4 E\|\mathbf{W}_i^{1/2} (\mathbf{V}_i^T \mathbf{h}_i + \mathbf{V}_{i2}^T \mathbf{u}_i)\|^4.$$

One can write  $\|\Omega^{-1/2} \mathbf{V}_{i1} \mathbf{W}_i^{1/2}\|^4 = \|\Omega^{-1} \mathbf{V}_{i1} \mathbf{W}_i \mathbf{V}_{i1}^T\|^2$ . From Assumptions 1 and 3, it follows that  $E\|\mathbf{W}_i^{1/2} (\mathbf{V}_i^T \mathbf{h}_i + \mathbf{V}_{i2}^T \mathbf{u}_i)\|^4 \leq C$  for some constant  $C$  independent of  $N$ . Thus, if  $\sum_{i=1}^M \|\Omega^{-1} \mathbf{V}_{i1} \mathbf{W}_i \mathbf{V}_{i1}^T\|^4 \rightarrow 0$ , then  $\sum_{i=1}^M E(X_i^4) \rightarrow 0$ , and hence  $Y$  converges in distribution to a standard normal random variable.

COROLLARY 6.4 (ASYMPTOTIC NORMALITY). *If the assumptions of Propositions 6.2 and 6.3 are in force, then the vector  $\Omega^{1/2}(\hat{\beta}_{\hat{\theta}} - \beta)$  converges in distribution to a mean-zero multivariate normal random vector with identity covariance.*

## 7. Performance in simulations

To evaluate the performance of the moment-based estimators in practice, and to compare these estimators to their likelihood-based counterparts, we perform two simulation studies: one for a hierarchical linear regression model, and one for a hierarchical logistic regression model. This section describes the logistic regression simulation; Appendix F of the on-line supplement describes the linear regression case. Both simulations exhibit similar behaviors.

We set the number of groups to  $M = 1000$  and simulate  $N$  samples, with  $N$  ranging from 100 to 100000. We set the dimensions of the fixed and random effect vectors to  $p = q = 5$ . For each value of  $N$  we draw 100 replicates according to the following procedure.

For each replicate, we draw a  $p$ -dimensional fixed effect vector  $\boldsymbol{\beta}$  with components  $\beta_k$ ,  $k = 1, \dots, p$  drawn independently from a  $t$  distribution with 4 degrees of freedom. We draw random effect covariance matrix  $\boldsymbol{\Sigma}$  from an inverse Wishart distribution with shape  $\mathbf{I}$  and  $2q$  degrees of freedom, scaled by 0.1.

Rather than splitting the  $N$  samples evenly across all  $M$  groups, in each replicate we draw population-specific sampling rates  $\lambda_i$  ( $i = 1, \dots, M$ ) as independent exponential random variables with mean  $N/M$ . Then, we allocate the  $N$  sample points by drawing from a multinomial on  $M$  categories with probability of category  $i$  proportional to  $\lambda_i$ . This sampling scheme is equivalent to drawing  $n_1, \dots, n_M$  as independent geometric random variables with mean  $N/M$ , conditional on their sum being  $N$ ; it gives rise to a highly skewed distribution of sample sizes.

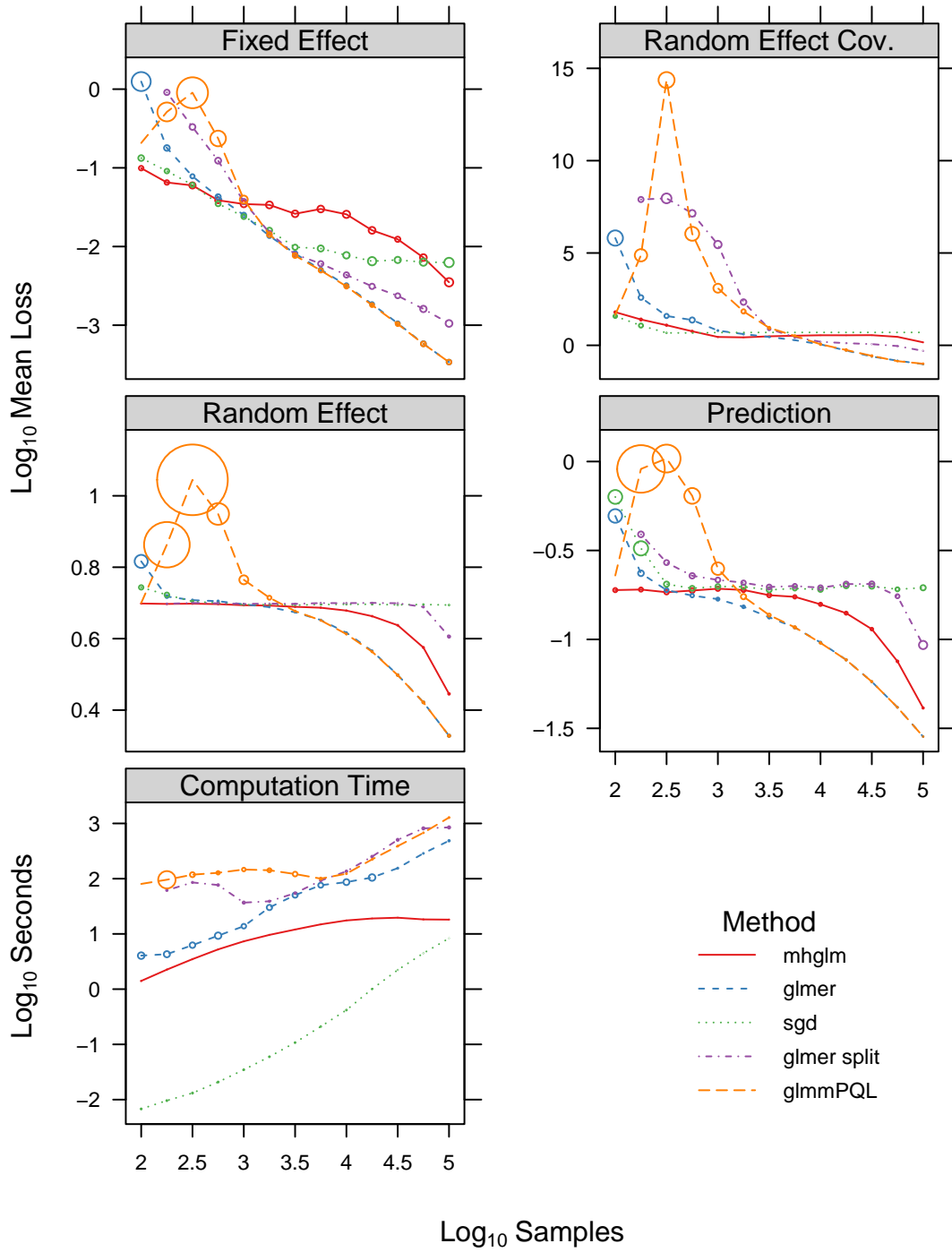
For each group  $i = 1, \dots, M$ , once  $n_i$  has been determined we draw a random effect vector  $\mathbf{u}_i$  as multivariate normal random vector with mean zero and covariance  $\boldsymbol{\Sigma}$ . We draw random population-specific fixed effect predictor vectors  $\mathbf{x}_{ij}$  for  $j = 1, \dots, n_i$  with independent elements such that  $\Pr(x_{ijk} = +1) = \Pr(x_{ijk} = -1) = 1/2$  for  $k = 1, \dots, p$ . We use the same procedure to random effect predictor vectors  $\mathbf{z}_{ij}$ . Finally, for  $j = 1, \dots, n_i$ , we draw response variate  $y_{ij}$  as Bernoulli with success probability  $\mu_{ij} = \text{logit}^{-1}(\mathbf{x}_{ij}^T \boldsymbol{\beta} + \mathbf{z}_{ij}^T \mathbf{u}_i)$ .

We use a variety of methods to compute estimates of the population parameters  $\boldsymbol{\beta}$  and  $\boldsymbol{\Sigma}$ , along with plug-in empirical Bayes estimates group-specific random effects  $\hat{\mathbf{u}}_i$ ,  $i = 1, \dots, M$ :

- (a) *mhglm*, the proposed moment-based estimation procedure. To compute the moment-based estimates, we use two-step estimators with semi-weighted initial step and  $\boldsymbol{\Sigma}_0$  set to the identity matrix, after standardizing the predictors. The procedure is implemented in the R programming language.
- (b) *glmer*, maximum likelihood, using a gradient-free optimization procedure applied to an order-0 Laplace approximation to the profiled likelihood, implemented in C++ and R by the *lme4* R package (Bates et al., 2013).
- (c) *sgd*, which uses stochastic gradient descent to maximize a regularized version of the  $h$ -likelihood (described in detail in Appendix E of the on-line supplement). The compute-intensive inner loop is implemented in C, and the outer loop in R.
- (d) *glmer split*, a data-splitting estimation procedure, which splits the data set into 10 subsets, computes separate estimates for each using *glmer*, and then combines the estimates by averaging them. Implemented in R.
- (e) *glmmPQL*, penalized quasi-likelihood, as implemented by the *MASS* package by iteratively calling the *lme* fitting procedure (Venables and Ripley, 2002).

We report serial computation time for each procedure, and we do not include cross-validation time for the tuning parameter selection for the *sgd* method.

To evaluate the performances of the estimators, we use  $\|\boldsymbol{\beta} - \hat{\boldsymbol{\beta}}\|^2$  for the fixed effect loss,  $\text{tr}\{(\hat{\boldsymbol{\Sigma}}\boldsymbol{\Sigma}^{-1} - \mathbf{I})^2\}$  for the random effect covariance loss,  $M^{-1} \sum_{i=1}^M \|\boldsymbol{\Sigma}^{-1/2}(\mathbf{u}_i - \hat{\mathbf{u}}_i)\|^2$  for the



**Fig. 2.** Performance for the hierarchical logistic model. Circle radii indicate one standard error along  $y$ -axis (absent when smaller than line width).

random effect loss, and  $2N^{-1} \sum_{i=1}^M \sum_{j=1}^{n_i} [\mu_{ij} \log(\mu_{ij}/\hat{\mu}_{ij}) + (1 - \mu_{ij}) \log\{(1 - \mu_{ij})/(1 - \hat{\mu}_{ij})\}]$  for the prediction loss, where  $\mu_{ij} = \text{logit}^{-1}(\mathbf{x}_{ij}^T \boldsymbol{\beta} + \mathbf{z}_{ij}^T \mathbf{u}_i)$  and  $\hat{\mu}_{ij} = \text{logit}^{-1}(\mathbf{x}_{ij}^T \hat{\boldsymbol{\beta}} + \mathbf{z}_{ij}^T \hat{\mathbf{u}}_i)$ .

Fig. 2 shows the mean loss, averaged over all replicates, with circle radii indicating standard errors along the vertical axes (absent when less than the visible line width). For moderate to large sample sizes, there is a noticeable loss in statistical efficiency between the proposed method (*mhglm*) and the methods based on maximum likelihood (*glmer* and *glmmPQL*). Still, the proposed method appears to be consistent. Moreover, in terms of prediction loss, it performs better than *glmer split* and *sgd*.

The lower-left panel of Fig. 2 shows the sequential computation times for all methods. For the largest values of  $N$  tried in the simulation, the proposed method is faster than the exact and approximate maximum likelihood procedures by factor ranging from 10 to 100. Without including cross-validation time, the *sgd* method is faster than all other methods tried in the simulation.

In this simulation, it appears that the *sgd* method trades substantial statistical efficiency for improvements in computational efficiency. The proposed *mhglm* method makes a similar trade-off, but delivers noticeably higher statistical efficiency.

## 8. Application to recommender systems

### 8.1. Motivation

To demonstrate the potential utility of the proposed moment-based estimators, we apply them to a large-scale recommender system application. Specifically, we use them to fit a hierarchical model to the MovieLens 10M dataset: the  $N = 10000054$  ratings of  $M = 69878$  users for 10681 movies (GroupLens, 2009). Using a moment-based estimation procedure to fit a hierarchical model to this dataset required approximately 10 minutes of serial computation time; the *glmer* method required approximately 9 hours to fit the same model. In Sections 8.2–8.3 we demonstrate the ability of a hierarchical model, fitted using moment based estimation, to estimate user preferences and predict user ratings.

### 8.2. Estimating user preferences

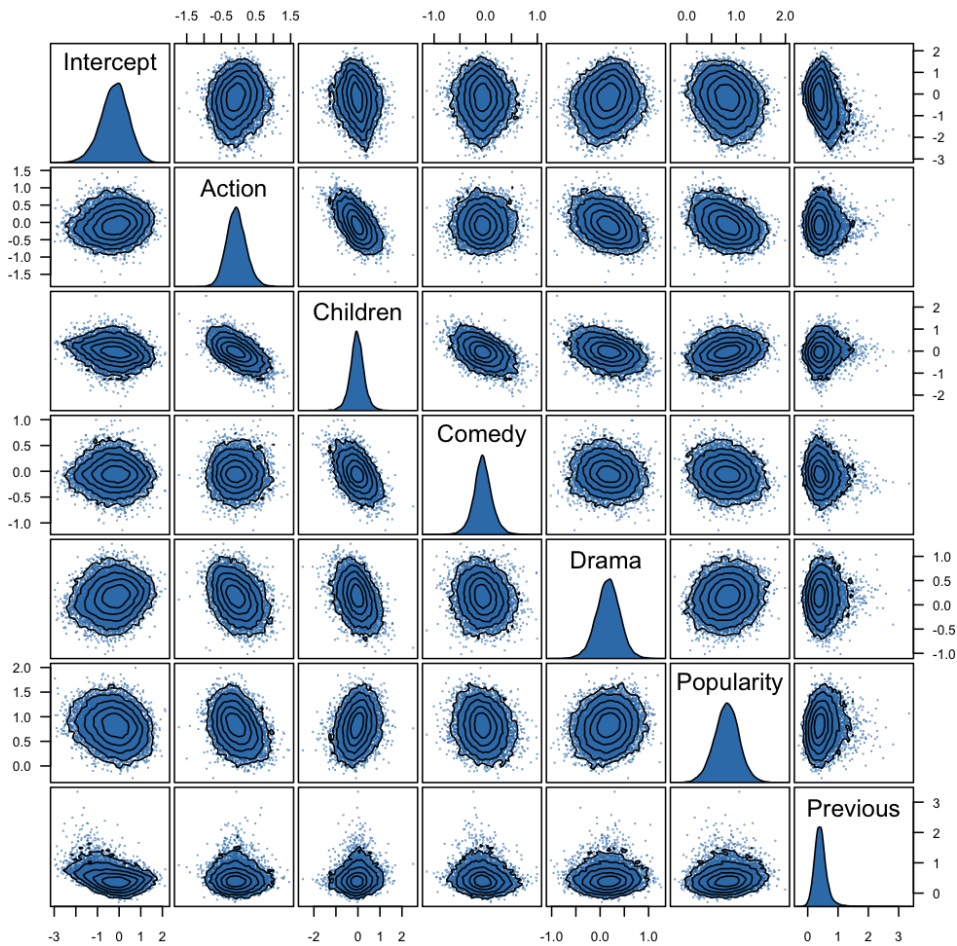
One goal with a recommender system is to estimate user-specific preferences. This information can be used to characterize the user population and to cluster the users into meaningful groups, possibly for targeting promotions or advertisements. Formally, we represent a user’s preferences by a vector of coefficients which relate observable covariates to the user’s ratings. We will try to estimate these user-specific coefficients from the available movie rating data.

Each rating consists of a user, and movie, a time, and a star value between 0 and 5. We binarize the ratings, then use a logistic regression model to relate the binarized ratings to review-specific predictors. We use the same predictors for the fixed and random effects, so that the model reduces to a random coefficient model. Letting  $\boldsymbol{\beta}_i = \boldsymbol{\beta} + \mathbf{u}_i$  be a user-specific coefficient vector (fixed plus random effect), the model specifies  $\text{logit} \Pr(y_{ij} = 1 \mid \mathbf{x}_{ij}, \mathbf{u}_i) = \mathbf{x}_{ij}^T \boldsymbol{\beta} + \mathbf{x}_{ij}^T \mathbf{u}_i = \mathbf{x}_{ij}^T \boldsymbol{\beta}_i$  where  $y_{ij}$  indicates whether or not rating  $ij$  is favourable (at least 4 stars) and  $\mathbf{x}_{ij}$  is a set of rating predictors.

Our first set of predictors encodes the genre of the movie being rated. The remaining rating-specific predictors are motivated by intuition derived from the BellKor movie recommender system (Koren, 2009). One predictor,  $\text{Popularity}_{ij}$  captures the current popularity of the movie being rating. The other predictor,  $\text{Previous}_{ij}$ , indicates whether or not the user’s previous rating was positive; Table 8.2 describes these predictors in detail.

**Table 2.** Predictors associated with review  $ij$ 

Predictor	Description
$\text{Genre}_{ij}$	A 4-component vector with movie-specific genre scores for Action, Children, Comedy, and Drama of the rated movie. Movies belonging to multiple genres have fractional scores for individual categories. We use effect coding, so that the coefficients for the 4 genre components sum to zero.
$\text{Popularity}_{ij}$	A robust estimate of the logit of the current popularity of the rated movie, computed from recent ratings of the movie: $\text{logit}\{(l_{ij} + 0.5)/(n_{ij} + 1.0)\}$ , where $l_{ij}$ is the number of users who recently liked the movie and $n_{ij}$ is the number of recent reviews of the movie. Here, “recent” reviews of the movie are the 30 or fewer most recent reviews at the time of rating $ij$ .
$\text{Previous}_{ij}$	An indicator of whether or not user $i$ gave a favourable star value ( $\geq 4$ ) in his or her previous rating. This predictor is designed to capture the user’s current overall mood.

**Fig. 3.** Empirical Bayes coefficient estimates for the 26884 users with at least 100 reviews.

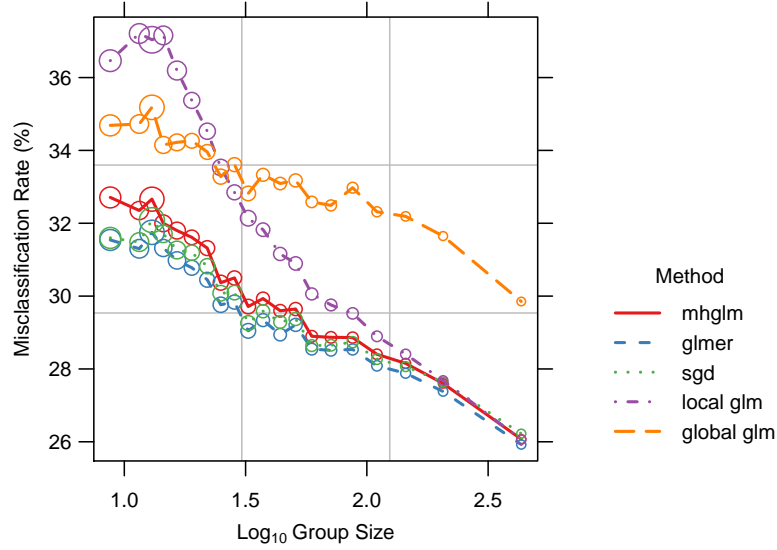


Fig. 4. Misclassification rate for each user,  $i$ , aggregated by group size,  $n_i$ .

We assume a hierarchical model for the coefficient vectors with  $E(\beta_i) = \beta$  and  $\text{cov}(\beta_i) = \Sigma$  for  $i = 1, \dots, M$ . We use moment-based estimators for  $\beta$  and  $\Sigma$  computed from all  $N$  ratings, and then compute approximate empirical Bayes estimates for  $\beta_i$  ( $i = 1, \dots, M$ ) assuming that the coefficients come from a multivariate normal population. Fig. 3 shows the one- and two-dimensional marginal distributions of the empirical Bayes coefficient estimates for those users with at least 100 ratings. In the two-dimensional marginals, contour lines show approximately 38%, 68%, 87%, 95%, and 99% of coefficient pairs; these lines should be elliptical and evenly spaced for bivariate normally-distributed pairs. For the most part, the bivariate distributions look approximately normal, excepting the coefficient of  $\text{Previous}_{ij}$ .

By looking at the associations between the estimated coefficients, we can conclude that (a) affinity for particular genres appears unrelated to the intercept, which encodes a user’s overall tendency to give positive ratings; (b) users who like action movies tend to dislike children’s and drama movies, users who like children’s movies tend to dislike other genres, and users who like drama movies tend to dislike action and children’s movies; (c) users who like action movies tend to prefer unpopular movies, and users who like children’s movies tend to prefer popular movies; (d) users who tend to give ratings similar to their previous ratings do not tend to have preferences for particular genres. Not only does the hierarchical coefficient model allow for a diversity of user preferences (encoded in regression coefficients), it also reveals associations between these preferences.

### 8.3. Predicting user ratings

Often, the primary goal of a recommender system is to predict item ratings. For this task, one advantage a hierarchical method holds over competing methods is its ability to borrow estimation strength across similar users, often obtaining better estimates than a model which estimates user-specific coefficients in isolation. To demonstrate this ability, we compare the out-of-sample prediction performances of three models: a “global” generalized linear model, using a single coefficient vector for all users, estimated by Firth’s penalized maximum likelihood; a “local”

generalized linear model, which uses separate coefficient vectors for all users, independently estimated with user-specific data and penalized maximum likelihood; and a hierarchical logistic regression model, which uses approximate empirical Bayes posterior means of the coefficients in the hierarchical model. We fit the hierarchical model using three different methods: moment-based estimation (*mhglm*), maximum profile likelihood (*glmer*), and stochastic gradient descent (*sgd*).

We randomly split the reviews into 50% for a training set and 50% for a test set. We fit all three models on the training set, then use the fitted models to predict the values in the test set. Fig. 4 shows the misclassification loss performances of the fitted models on the test set for each user  $i$ , aggregated by group size,  $n_i$ . The lines show the averages, and the radii of the circles indicate standard errors along with  $y$ -axis. All three fitting methods for the hierarchical models perform comparably. The hierarchical methods uniformly beat the local and the global models. By combining the flexibility of the local model with the stability of the global model, the hierarchical model is able to outperform both extremes.

## 9. Discussion

We have extended Cochran’s moment-based estimators to general hierarchical models. Unlike other extensions, our proposal allows for both fixed and random effects, and it accommodates rank-degenerate predictor matrices. The proposed estimation procedure has three main properties which make it appealing in large-scale data regimes. First, the procedure does not rely on strong distributional assumptions. Second, even when distributional assumptions are in force, in large sample settings the method can exhibit estimation and prediction performance comparable to likelihood-based estimators. Finally, and most importantly, the method has good computational performance, sometimes 10 to 100 times faster than existing maximum likelihood procedures.

We have analyzed the proposed method, both theoretically and empirically. We have shown that, subject to mild regularity assumptions, the moment-based estimation procedure is consistent. Moreover, the two-step estimation procedure is asymptotically relatively efficient and asymptotically normal, facilitating inference for the fixed effect vector.

The assumptions required for the theoretical results hold for most hierarchical linear models. However, for hierarchical generalized linear models, these assumptions will only be good approximations when the group-specific sample sizes  $n_i$  are large; when this is not the case, the theoretical consistency results will no longer apply. In Sections 7 and 8, we demonstrate that even without theoretical guarantees, the proposed method can perform well. It is an open question to derive exact theoretical conditions to guarantee that the moment-based estimators for hierarchical generalized linear models are consistent.

It is natural to ask if the moment-based estimators discussed in this article can be extended to handle more general models. For more general hierarchical models with additional levels of hierarchy, this extension seems feasible, but implementing this procedure in practice and deriving the appropriate theoretical conditions to guarantee consistency will require some finesse.

To extend the proposed estimators to more general mixed models with non-nested random effects, it is not obvious how to proceed. We rely crucially on the ability to get conditionally independent subpopulation-specific coefficient estimates. This is likely impossible with crossed random effects. In our recommender system application, we were able to obviate the need for item-specific random effects by introducing a data-dependent predictor to capture item popularity. While this is not a perfect solution, it falls within our modelling framework, and it is simple to implement. It is likely that similar predictors can be used in other contexts where one would normally use crossed random effects.

As data volumes continue to outpace computational capacity, it becomes increasingly advantageous to trade statistical for computational efficiency. This is sometimes difficult, and it is only achievable if computational demands are a primary concern throughout the development of the methodology. We have demonstrated that when using moment-based estimates for hierarchical models, it is sometimes possible to gain substantial improvements in speed without sacrificing too much estimation performance.

### Acknowledgement

The author thanks Brendan O'Connor, Marc Scott, Jeff Simonoff, and the anonymous referees for providing references and for suggesting edits that greatly improved the article.

### References

- Adomavicius, G. and A. Tuzhilin (2005). Toward the next generation of recommender systems: A survey of the state-of-the-art and possible extensions. *IEEE T. Knowl. Data En.* 17, 734–749.
- Agarwal, D. (2008). Statistical challenges in internet advertising. In W. Jank and G. Shmueli (Eds.), *Statistical Methods in e-Commerce Research*. Wiley.
- Agarwal, D. and B.-C. Chen (2009). Regression-based latent factor models. In *KDD'09*, Paris, France, pp. 19–27.
- Ansari, A., S. Essegiaier, and R. Kohli (2000). Internet recommendations systems. *J. Marketing Research* 37, 363–375.
- Armagan, A. and D. Dunson (2011). Sparse variational analysis of linear mixed models for large data sets. *Stat. Probabil. Lett.* 81, 1056–1062.
- Bates, D., M. Maechler, B. Bolker, and S. Walker (2013). *lme4: Linear mixed-effects models using Eigen and S4*. R package version 1.1-7.
- Carter, R. L. and M. C. K. Yang (1986). Large sample inference in random coefficient regression models. *Commun. Stat. – Theor. M.* 15, 2507–2525.
- Cochran, W. G. (1937). Problems arising in the analysis of a series of similar experiments. *Supplement to the Journal of the Royal Statistical Society* 4, 102–118.
- Cochran, W. G. (1954). The combination of estimates from different experiments. *Biometrics* 10, 101–129.
- Condliff, M. K., D. D. Lewis, D. Madigan, and C. Posse (1999). Bayesian mixed-effects models for recommender systems. In *Proc. ACM SIGIR '99 Workshop on Recommender Systems: Algorithms and Evaluation*.
- Cox, D. R. and P. J. Solomon (2002). *Components of Variance*. Monographs on Statistics & Applied Probability. Chapman & Hall/CRC.
- Dempster, A. P., D. B. Rubin, and R. K. Tsutakawa (1981). Estimation in covariance components models. *J. Am. Stat. Assoc.* 76, 341–353.
- Dror, G., N. Koenigstein, and Y. Koren (2011). Yahoo! music recommendations: Modeling music ratings with temporal dynamics and item taxonomy. In *Proceedings of the fifth ACM conference on Recommender systems*, pp. 165–172. ACM.
- Firth, D. (1993). Bias reduction of maximum likelihood estimates. *Biometrika* 80, 27–38.
- Gebregziabher, M., L. Egede, G. E. Gilbert, K. Hunt, P. J. Nietert, and P. Mauldin (2012). Fitting parametric random effects models in very large data sets with application to VHA national data. *BMC Medical Research Methodology* 12, 1–14.
- Goldstein, H. (1986). Multilevel mixed linear model analysis using iterative generalized least squares. *Biometrika* 73, 43–56.
- GroupLens (2009). MovieLens 10M Dataset. <http://grouplens.org/datasets/movielens/>.



- Heinze, G. and M. Schemper (2002). A solution to the problem of separation in logistic regression. *Stat. Med.* 21, 2409–2419.
- Huang, Z. and A. Gelman (2005). Sampling for Bayesian computation with large datasets. Unpublished.
- Jennrich, R. I. and M. D. Schluchter (1986). Unbalanced repeated-measures models with structured covariance matrices. *Biometrics* 42, 805–820.
- Khanna, R., L. Zhang, D. Agarwal, and B.-C. Chen (2013). Parallel matrix factorization for binary response. In *Big Data, 2013 IEEE International Conference on*, pp. 430–438. IEEE.
- Koren, Y. (2009). The BellKor solution to the Netflix Grand Prize. [http://www.netflixprize.com/assets/GrandPrize2009\\_BPC\\_BellKor.pdf](http://www.netflixprize.com/assets/GrandPrize2009_BPC_BellKor.pdf).
- Koren, Y., R. Bell, and C. Volinsky (2009). Matrix factorization techniques for recommender systems. *Computer* 42, 30–37.
- Kosmidis, I. and D. Firth (2009). Bias reduction in exponential family nonlinear models. *Biometrika* 96, 793–804.
- Lee, Y. and J. A. Nelder (1996). Hierarchical generalized linear models. *J. R. Statist. Soc. B* 58, 619–678.
- Lindstrom, M. J. and D. M. Bates (1988). Newton-Raphson and EM algorithms for linear mixed-effects models for repeated-measures data. *J. Am. Stat. Assoc.* 83, 1014–1022.
- Longford, N. T. (1987). A fast scoring algorithm for maximum likelihood estimation in unbalanced mixed models with nested random effects. *Biometrika* 74, 817–827.
- Morris, C. N. (1983). Parametric empirical Bayes inference: Theory and applications. *J. Am. Stat. Assoc.* 78, 47–55.
- Naik, P., M. Wedel, L. Bacon, A. Bodapati, E. Bradlow, W. Kamakura, J. Kreulen, P. Lenk, D. M. Madigan, and A. Montgomery (2008). Challenges and opportunities in high-dimensional choice data analyses. *Market. Lett.* 19, 201–213.
- Rao, C. R. (1965). The theory of least squares when the parameters are stochastic and its application to the analysis of growth curves. *Biometrika* 52, 447–458.
- Reinsel, G. C. (1985). Mean squared error properties of empirical Bayes estimators in a multivariate random effects general linear model. *J. Am. Stat. Assoc.* 80, 642–650.
- Scott, M. A., J. S. Simonoff, and B. D. Marx (Eds.) (2013). *The SAGE Handbook of Multilevel Modeling*. SAGE Publications.
- Scott, S. L., A. W. Blocker, F. V. Bonassi, H. A. Chipman, E. I. George, and R. E. McCulloch (2013). Bayes and big data: The consensus Monte Carlo algorithm. In *Bayes 250*.
- Snijders, T. A. B. and R. J. Bosker (2012). *Multilevel Analysis* (2nd ed.). Sage.
- Swamy, P. A. V. B. (1970). Efficient inference in a random coefficient regression model. *Econometrica* 38, 311–323.
- Venables, W. N. and B. D. Ripley (2002). *Modern Applied Statistics with S* (4th ed.). New York: Springer.
- Yates, F. and W. G. Cochran (1938). The analysis of groups of experiments. *J. Agr. Sci.* 28, 556–580.
- Zhang, L. and D. Agarwal (2009). Fast computation of posterior mode in multi-level hierarchical models. In D. Koller, D. Schuurmans, Y. Bengio, and L. Bottou (Eds.), *Advances in Neural Information Processing Systems 21*, pp. 1913–1920. Curran Associates, Inc.
- Zhang, Y. and J. Koren (2007). Efficient Bayesian hierarchical user modeling for recommendation systems. In *Proceedings of the 30th Annual International ACM SIGIR Conference on Research and Development in Information Retrieval*, New York, NY, USA, pp. 47–53. ACM.

# Fast moment-based estimation for hierarchical models: Supplementary appendices

Patrick O. Perry

Stern School of Business, New York University, USA

[Received April 2014. Revised November 2015]

## A. Proof of Proposition 5.3

Note that the matrix  $\mathbf{W}_i \otimes \mathbf{W}_i$  is symmetric and positive-semidefinite. Using the decomposition

$$\mathbf{\Omega}_2 = \sum_{i=1}^M (\mathbf{V}_{i2} \otimes \mathbf{V}_{i2}) (\mathbf{W}_i \otimes \mathbf{W}_i) (\mathbf{V}_{i2} \otimes \mathbf{V}_{i2})^T,$$

it follows that  $\mathbf{\Omega}_2$  is symmetric and positive semidefinite. Further, one can show that  $\mathcal{S}_q$  is an invariant subspace of  $\mathbf{\Omega}_2$ . Applying Theorem 8.1.9 from Golub and Van Loan (1996), it suffices to show that  $\mathbf{s}^T \mathbf{\Omega}_2 \mathbf{s} > 0$  for all  $\mathbf{s} \in \mathcal{S}_q$ . Suppose that the converse is true, so that there exists a nonzero vector  $\mathbf{s}$  with  $\mathbf{s}^T \mathbf{\Omega}_2 \mathbf{s} = 0$ . Let  $\mathbf{S}$  be the  $q \times q$  matrix with  $\text{vec}(\mathbf{S}) = \mathbf{s}$ , so that

$$0 = \mathbf{s}^T \mathbf{\Omega}_2 \mathbf{s} = \sum_{i=1}^M \|\mathbf{W}_i^{1/2} \mathbf{V}_{i2} \mathbf{S} \mathbf{V}_{i2}^T \mathbf{W}_i^{1/2}\|_{\text{F}}^2,$$

where  $\|\cdot\|_{\text{F}}$  denotes Frobenius norm. It follows that  $\mathbf{V}_{i2}^T \mathbf{S} \mathbf{V}_{i2} = 0$  for all  $i = 1, \dots, M$ . In particular,

$$0 = \sum_{i=1}^M \|\mathbf{V}_{i2} \mathbf{S} \mathbf{V}_{i2}^T\|_{\text{F}}^2 = \mathbf{s}^T \left\{ \sum_{i=1}^M (\mathbf{V}_{i2} \mathbf{V}_{i2}^T) \otimes (\mathbf{V}_{i2} \mathbf{V}_{i2}^T) \right\} \mathbf{s}$$

This contradicts assumption 2. Therefore, we must have  $\mathbf{s}^T \mathbf{\Omega}_2 \mathbf{s} > 0$  for all  $\mathbf{s} \in \mathcal{S}_q$ , so that  $\mathbf{\Omega}_2$  is invertible on  $\mathcal{S}_q$ .

## B. Proof of Lemma 5.7

We prove Lemma 5.7 parts (a)–(d) through a series of smaller lemmas, labeled as Lemmas B.2–B.5. These smaller results rely on a matrix version of the Cauchy-Schwarz inequality, which we state and prove as Lemma B.1.

**LEMMA B.1 (MATRIX CAUCHY-SCHWARZ INEQUALITY).** *Suppose matrices  $\mathbf{A}_1, \dots, \mathbf{A}_M$  and  $\mathbf{B}_1, \dots, \mathbf{B}_M$  are such that  $\mathbf{A}_i$  has dimension  $p \times r_i$  and  $\mathbf{B}_i$  has dimension  $q \times r_i$ . Define block matrices  $\mathbf{A} = [\mathbf{A}_1^T \ \dots \ \mathbf{A}_M^T]^T$  and  $\mathbf{B} = [\mathbf{B}_1^T \ \dots \ \mathbf{B}_M^T]^T$ . Then,*

$$\|\mathbf{A}^T \mathbf{B}\| \leq \|\mathbf{A}^T \mathbf{A}\|^{1/2} \|\mathbf{B}^T \mathbf{B}\|^{1/2}.$$

*Address for correspondence:* Patrick O. Perry, Information, Operations, and Management Sciences Department, Stern School of Business, New York University, 44 West 4th St, New York, NY 10012, USA  
E-mail: pperry@stern.nyu.edu

PROOF. We first will prove a special case of the result assuming that  $\mathbf{A}^\top \mathbf{A} = \mathbf{I}_p$  and  $\mathbf{B}^\top \mathbf{B} = \mathbf{I}_q$ . Let  $\mathbf{A}^\top \mathbf{B} = \mathbf{U} \mathbf{D} \mathbf{V}^\top$  be a compact singular value decomposition, where the left and right singular vector matrices satisfy  $\mathbf{U}^\top \mathbf{U} = \mathbf{V}^\top \mathbf{V} = \mathbf{I}_r$ , and  $\mathbf{D}$  is an  $r \times r$  diagonal matrix with positive diagonal entries. Note that  $\|\mathbf{A}^\top \mathbf{B}\| = \|\mathbf{D}\|$ . Define  $\tilde{\mathbf{A}} = \mathbf{A} \mathbf{U}$  and  $\tilde{\mathbf{B}} = \mathbf{B} \mathbf{V}$ . Then, it follows that  $\tilde{\mathbf{A}}^\top \tilde{\mathbf{A}} = \tilde{\mathbf{B}}^\top \tilde{\mathbf{B}} = \mathbf{I}_r$ . Hence,

$$0 \preceq (\tilde{\mathbf{A}} - \tilde{\mathbf{B}})^\top (\tilde{\mathbf{A}} - \tilde{\mathbf{B}}) = 2(\mathbf{I} - \mathbf{D}).$$

Thus,  $\|\mathbf{D}\| \leq 1$ .

In the general case, let  $\mathbf{A} = \mathbf{U}_A \mathbf{D}_A \mathbf{V}_A^\top$  and  $\mathbf{B} = \mathbf{U}_B \mathbf{D}_B \mathbf{V}_B^\top$  be compact singular value decompositions. Then,

$$\mathbf{A}^\top \mathbf{B} = \mathbf{V}_A \mathbf{D}_A \mathbf{U}_A^\top \mathbf{U}_B \mathbf{D}_B \mathbf{V}_B^\top,$$

and so

$$\|\mathbf{A}^\top \mathbf{B}\| \leq \|\mathbf{D}_A\| \|\mathbf{D}_B\| \|\mathbf{U}_A^\top \mathbf{U}_B\|.$$

The special case of the result shows that  $\|\mathbf{U}_A^\top \mathbf{U}_B\| \leq 1$ . The general result follows from the identities  $\|\mathbf{D}_A\| = \|\mathbf{A}^\top \mathbf{A}\|^{1/2}$  and  $\|\mathbf{D}_B\| = \|\mathbf{B}^\top \mathbf{B}\|^{1/2}$ .

LEMMA B.2. *If Assumptions 1, 2, 3, and 5 are in force, then with probability at least  $1 - \varepsilon$ ,*

$$\|\hat{\mathbf{S}}(\hat{\boldsymbol{\beta}}_{\mathbf{W}}) - \hat{\mathbf{S}}(\boldsymbol{\beta})\|_{\mathbb{F}} < 9p^{3/2} \kappa \{\text{tr}(\boldsymbol{\Omega}_2^{-1})\}^{1/2} / \varepsilon.$$

PROOF. Define  $\mathbf{g} = \boldsymbol{\beta} - \hat{\boldsymbol{\beta}}$  and note

$$\begin{aligned} (\mathbf{V}_i \hat{\boldsymbol{\eta}}_i - \mathbf{V}_{i1} \hat{\boldsymbol{\beta}}_{\mathbf{W}})(\mathbf{V}_i \hat{\boldsymbol{\eta}}_i - \mathbf{V}_{i1} \hat{\boldsymbol{\beta}}_{\mathbf{W}})^\top &= (\mathbf{V}_i \hat{\boldsymbol{\eta}}_i - \mathbf{V}_{i1} \boldsymbol{\beta})(\mathbf{V}_i \hat{\boldsymbol{\eta}}_i - \mathbf{V}_{i1} \boldsymbol{\beta})^\top + \mathbf{V}_{i1}^\top \mathbf{g} \mathbf{g}^\top \mathbf{V}_{i1} \\ &\quad + \mathbf{V}_{i1}^\top \mathbf{g} (\mathbf{V}_i \hat{\boldsymbol{\eta}}_i - \mathbf{V}_{i1} \boldsymbol{\beta})^\top + (\mathbf{V}_i \hat{\boldsymbol{\eta}}_i - \mathbf{V}_{i1} \boldsymbol{\beta}) \mathbf{g}^\top \mathbf{V}_{i1}. \end{aligned}$$

Thus, the difference of the weighted sums can be written as

$$\text{vec}\{\hat{\mathbf{A}}(\hat{\boldsymbol{\beta}}_{\mathbf{W}})\} - \text{vec}\{\hat{\mathbf{A}}(\boldsymbol{\beta})\} = \boldsymbol{\Delta}_1 + \boldsymbol{\Delta}_2 + \boldsymbol{\Delta}_2^\top,$$

where

$$\begin{aligned} \boldsymbol{\Delta}_1 &= \sum_{i=1}^M \mathbf{V}_{i2} \mathbf{W}_i \mathbf{V}_{i1}^\top \mathbf{g} \mathbf{g}^\top \mathbf{V}_{i1} \mathbf{W}_i \mathbf{V}_{i2}^\top, \\ \boldsymbol{\Delta}_2 &= \sum_{i=1}^M \mathbf{V}_{i2} \mathbf{W}_i \mathbf{V}_{i1}^\top \mathbf{g} (\mathbf{V}_i \hat{\boldsymbol{\eta}}_i - \mathbf{V}_{i1} \boldsymbol{\beta})^\top \mathbf{W}_i \mathbf{V}_{i2}^\top. \end{aligned}$$

Defining  $\tilde{\mathbf{g}} = \boldsymbol{\Omega}^{1/2} \mathbf{g}$ , it follows that

$$\text{vec}(\boldsymbol{\Delta}_1) = \left\{ \sum_{i=1}^M \mathbf{V}_{i2} \mathbf{W}_i \mathbf{V}_{i1}^\top \otimes \mathbf{V}_{i2} \mathbf{W}_i \mathbf{V}_{i1}^\top \right\} (\boldsymbol{\Omega} \otimes \boldsymbol{\Omega})^{-1/2} \text{vec}(\tilde{\mathbf{g}} \tilde{\mathbf{g}}^\top).$$

One can show that

$$(\boldsymbol{\Omega} \otimes \boldsymbol{\Omega})^{-1/2} \preceq \left\{ \sum_{i=1}^M \mathbf{V}_{i1} \mathbf{W}_i \mathbf{V}_{i1}^\top \otimes \mathbf{V}_{i1} \mathbf{W}_i \mathbf{V}_{i1}^\top \right\}^{-1/2}.$$

Applying the matrix Cauchy-Schwarz inequality (Lemma B.1), we get that

$$\|\boldsymbol{\Omega}_2^{-1/2} \text{vec}(\boldsymbol{\Delta}_1)\| \leq \|\text{vec}(\tilde{\mathbf{g}} \tilde{\mathbf{g}}^\top)\| = \|\tilde{\mathbf{g}}\|^2.$$

From Proposition 5.4, we have that  $E\|\tilde{\mathbf{g}}\|^2 \leq p\kappa$ . Markov's inequality implies that for any  $a > 0$ ,

$$\Pr(\|\tilde{\mathbf{g}}\|^2 \geq ap\kappa) \leq 1/a.$$

Thus, there exists an event  $G_a$  with probability at least  $1 - 1/a$  on which  $\|\tilde{\mathbf{g}}\|^2 < ap\kappa$ ; on this event, the bound

$$\|\Omega_2^{-1} \text{vec}(\Delta_1)\| < ap\kappa \|\Omega_2^{-1}\|^{1/2} < ap\kappa \{\text{tr}(\Omega_2^{-1})\}^{1/2}$$

holds.

The term  $\Delta_2$  can be written in vector form as

$$\text{vec}(\Delta_2) = \sum_{k=1}^p \tilde{g}_k \delta_{2k},$$

where  $\tilde{g}_k = \mathbf{e}_k^\top \tilde{\mathbf{g}}$  with  $\mathbf{e}_k$  the  $k$ th standard basis vector, and

$$\delta_{2k} = \sum_{i=1}^M (\mathbf{V}_{i2} \mathbf{W}_i) \otimes (\mathbf{V}_{i2} \mathbf{W}_i \mathbf{V}_{i1} \Omega^{-1/2}) \text{vec}\{\mathbf{e}_k (\mathbf{V}_i \hat{\boldsymbol{\eta}}_i - \mathbf{V}_{i1} \boldsymbol{\beta})^\top\}.$$

Further, Assumption 3 implies that  $E(\delta_{2k}) = 0$  and

$$\text{cov}(\delta_{2k}) = \sum_{i=1}^M \{\mathbf{V}_{i2} \mathbf{W}_i (\mathbf{V}_{i2}^\top \boldsymbol{\Sigma} \mathbf{V}_{i2} + \phi \mathbf{D}_i^{-2}) \mathbf{W}_i \mathbf{V}_{i2}^\top\} \otimes (\mathbf{V}_{i2} \mathbf{W}_i \mathbf{V}_{i1} \Omega^{-1/2} \mathbf{e}_k \mathbf{e}_k^\top \Omega^{-1/2} \mathbf{V}_{i1}^\top \mathbf{W}_i \mathbf{V}_{i2}^\top).$$

Since

$$\mathbf{W}_i^{1/2} \mathbf{V}_{i1} \Omega^{-1/2} \mathbf{e}_k \mathbf{e}_k^\top \Omega^{-1/2} \mathbf{V}_{i1}^\top \mathbf{W}_i^{1/2} \preceq \mathbf{W}_i^{1/2} \mathbf{V}_{i1} \Omega^{-1} \mathbf{V}_{i1}^\top \mathbf{W}_i^{1/2} \preceq \mathbf{I}_{r_i},$$

Assumption 5 implies that  $\text{cov}(\delta_{2k}) \preceq \kappa \Omega_2$ , and so

$$E\|\Omega_2^{-1} \delta_{2k}\|^2 \leq \kappa \text{tr}(\Omega_2^{-1}).$$

Markov's inequality implies that

$$\Pr\{\|\Omega_2^{-1} \delta_{2k}\|^2 \geq ap\kappa \text{tr}(\Omega_2^{-1})\} \leq 1/(ap).$$

Since this holds for all  $k = 1, \dots, p$ , it follows that there exists an event  $B_a$  with probability at least  $1 - 1/a$  on which

$$\sum_{i=1}^p \|\Omega_2^{-1} \delta_{2k}\|^2 < ap^2 \kappa \text{tr}(\Omega_2^{-1}).$$

The matrix Cauchy-Schwartz inequality (Lemma B.1) implies that on  $G_a \cap B_a$ ,

$$\|\Omega_2^{-1} \text{vec}(\Delta_2)\| < (ap\kappa)^{1/2} [ap^2 \kappa \text{tr}(\Omega_2^{-1})]^{1/2} = ap^{3/2} \kappa \{\text{tr}(\Omega_2^{-1})\}^{1/2}.$$

A similar argument shows that there exists an event  $B'_a$  with probability at least  $1 - 1/a$  such that on  $G_a \cap B'_a$ , the norm  $\|\Omega_2^{-1} \text{vec}(\Delta_2^\top)\|$  is bounded by the same quantity.

Finally, the triangle inequality implies that on the event  $G_a \cap B_a \cap B'_a$ , we can bound the norm of the difference as

$$\|\hat{\mathbf{S}}(\hat{\boldsymbol{\beta}}_{\mathbf{W}}) - \hat{\mathbf{S}}(\boldsymbol{\beta})\|_{\text{F}} < 3ap^{3/2} \kappa \{\text{tr}(\Omega_2^{-1})\}^{1/2}.$$

This event happens with probability at least  $1 - 3/a$ . Thus, the result of the lemma follows by setting  $a = 3/\varepsilon$ .

LEMMA B.3. Define matrix-valued function  $\mathbf{S}$  analogously to  $\hat{\mathbf{S}}$ , replacing  $\hat{\boldsymbol{\eta}}_i$  by  $\boldsymbol{\eta}_i$  in the definition of  $\mathbf{S}$ . If Assumptions 1, 2, 3, and 5 are in force, then

$$E\|\hat{\mathbf{S}}(\boldsymbol{\beta}) - \mathbf{S}(\boldsymbol{\beta}) - \phi\mathbf{B}\|_{\text{F}}^2 \leq 9\kappa^2(\lambda + 2) \text{tr}(\boldsymbol{\Omega}_2^{-1}).$$

PROOF. Note that  $\mathbf{V}_i^{\text{T}}\boldsymbol{\eta}_i - \mathbf{V}_{i1}^{\text{T}}\boldsymbol{\beta} = \mathbf{V}_{i2}^{\text{T}}\mathbf{u}_i$  and

$$(\mathbf{V}_i^{\text{T}}\hat{\boldsymbol{\eta}}_i - \mathbf{V}_{i1}^{\text{T}}\boldsymbol{\beta})(\mathbf{V}_i^{\text{T}}\hat{\boldsymbol{\eta}}_i - \mathbf{V}_{i1}^{\text{T}}\boldsymbol{\beta})^{\text{T}} = \mathbf{V}_{i2}^{\text{T}}\mathbf{u}_i\mathbf{u}_i^{\text{T}}\mathbf{V}_{i2} - \mathbf{V}_{i2}^{\text{T}}\mathbf{u}_i\mathbf{h}_i^{\text{T}}\mathbf{V}_i - \mathbf{V}_i^{\text{T}}\mathbf{h}_i\mathbf{u}_i^{\text{T}}\mathbf{V}_{i2} + \mathbf{V}_i^{\text{T}}\mathbf{h}_i\mathbf{h}_i^{\text{T}}\mathbf{V}_i.$$

From Assumptions 1 and 3 imply that

$$\begin{aligned} E(\mathbf{V}_{i2}^{\text{T}}\mathbf{u}_i\mathbf{h}_i^{\text{T}}\mathbf{V}_i) &= 0, \\ E(\mathbf{V}_i^{\text{T}}\mathbf{h}_i\mathbf{h}_i^{\text{T}}\mathbf{V}_i) &= \phi\mathbf{D}_i^{-2}, \\ \text{cov}\{\text{vec}(\mathbf{V}_{i2}^{\text{T}}\mathbf{u}_i\mathbf{h}_i^{\text{T}}\mathbf{V}_i)\} &= (\mathbf{V}_{i2}^{\text{T}}\boldsymbol{\Sigma}\mathbf{V}_{i2}) \otimes (\phi\mathbf{D}_i^{-2}), \\ \text{cov}\{\text{vec}(\mathbf{D}_i\mathbf{V}_i^{\text{T}}\mathbf{h}_i\mathbf{h}_i^{\text{T}}\mathbf{V}_i\mathbf{D}_i)\} &\preceq \lambda(\phi\mathbf{I}_{r_i}) \otimes (\phi\mathbf{I}_{r_i}). \end{aligned}$$

Also,  $\mathbf{W}_i(\phi\mathbf{D}_i^{-2})\mathbf{W}_i \preceq \kappa\mathbf{W}_i$  and  $\mathbf{W}_i\mathbf{V}_{i2}^{\text{T}}\boldsymbol{\Sigma}\mathbf{V}_{i2}\mathbf{W}_i \preceq \kappa\mathbf{W}_i$ . Using the identities  $E\|\mathbf{x} + \mathbf{y} + \mathbf{z}\|^2 \leq 9(E\|\mathbf{x}\|^2 + E\|\mathbf{y}\|^2 + E\|\mathbf{z}\|^2)$  and  $E\|\mathbf{x}\|^2 = \text{tr}\{\text{cov}(\mathbf{x})\} + \|E(\mathbf{x})\|^2$ , the result follows.

LEMMA B.4. If Assumptions 1 and 2 are in force, then  $E\{\mathbf{S}(\boldsymbol{\beta})\} = \boldsymbol{\Sigma}$  and

$$E\|\mathbf{S}(\boldsymbol{\beta}) - \boldsymbol{\Sigma}\|_{\text{F}}^2 \leq \mu\kappa^2 \text{tr}(\boldsymbol{\Omega}_2^{-1}).$$

PROOF. Write

$$\mathbf{A}(\boldsymbol{\beta}) = \sum_{i=1}^M \mathbf{V}_{i2}\mathbf{W}_i\mathbf{V}_{i2}^{\text{T}}\boldsymbol{\Sigma}^{1/2}\tilde{\mathbf{u}}_i\tilde{\mathbf{u}}_i^{\text{T}}\boldsymbol{\Sigma}^{1/2}\mathbf{V}_{i2}\mathbf{W}_i\mathbf{V}_{i2}^{\text{T}},$$

Since  $E(\tilde{\mathbf{u}}_i\tilde{\mathbf{u}}_i^{\text{T}}) = \mathbf{I}_q$ , it follows that  $E\{\mathbf{S}(\boldsymbol{\beta})\} = \boldsymbol{\Sigma}$ . Note that

$$\text{cov}\{\text{vec}(\tilde{\mathbf{u}}_i\tilde{\mathbf{u}}_i^{\text{T}})\} \preceq E\|\tilde{\mathbf{u}}_i\|^4\mathbf{I} \preceq \mu\mathbf{I}.$$

Using this relation and the fact that  $\mathbf{W}_i\mathbf{V}_{i2}^{\text{T}}\boldsymbol{\Sigma}\mathbf{V}_{i2}\mathbf{W}_i \preceq \kappa\mathbf{W}_i$  it follows that

$$\begin{aligned} \text{cov}[\text{vec}\{\mathbf{S}(\boldsymbol{\beta})\}] &\preceq \mu\boldsymbol{\Omega}_2^{-1} \left\{ \sum_{i=1}^M (\mathbf{V}_{i2}\mathbf{W}_i\mathbf{V}_{i2}^{\text{T}}\boldsymbol{\Sigma}\mathbf{V}_{i2}\mathbf{W}_i\mathbf{V}_{i2}^{\text{T}}) \otimes (\mathbf{V}_{i2}\mathbf{W}_i\mathbf{V}_{i2}^{\text{T}}\boldsymbol{\Sigma}\mathbf{V}_{i2}\mathbf{W}_i\mathbf{V}_{i2}^{\text{T}}) \right\} \boldsymbol{\Omega}_2^{-1} \\ &\preceq \mu\kappa^2\boldsymbol{\Omega}_2^{-1} \left\{ \sum_{i=1}^M (\mathbf{V}_{i2}\mathbf{W}_i\mathbf{V}_{i2}^{\text{T}}) \otimes (\mathbf{V}_{i2}\mathbf{W}_i\mathbf{V}_{i2}^{\text{T}}) \right\} \boldsymbol{\Omega}_2^{-1} \\ &= \mu\kappa^2\boldsymbol{\Omega}_2^{-1}. \end{aligned}$$

The result of the lemma follows.

LEMMA B.5. If Assumption 5 is in force, then

$$\|\mathbf{B}\|_{\text{F}} \leq \phi^{-1}\kappa\rho^{1/2}\|\boldsymbol{\Omega}_2^{-1}\|^{1/2},$$

where  $\rho = \sum_{i=1}^M r_i$ .

PROOF. Write

$$\text{vec}(\mathbf{B}) = \sum_{i=1}^M \mathbf{A}_i \text{vec}(\mathbf{I}_{r_i}),$$

where  $\mathbf{A}_i = \boldsymbol{\Omega}_2^{-1}(\mathbf{V}_{i2} \mathbf{W}_i \mathbf{D}_i^{-1} \otimes \mathbf{V}_{i2} \mathbf{W}_i \mathbf{D}_i^{-1})$ . From Assumption 5, it follows that

$$\sum_{i=1}^M \mathbf{A}_i^\top \mathbf{A}_i \preceq \phi^{-2} \kappa^2 \boldsymbol{\Omega}_2^{-1}.$$

From Lemma B.1, it follows that  $\|\text{vec}(\mathbf{B})\|^2 \leq \phi^{-2} \kappa^2 \|\boldsymbol{\Omega}_2^{-1}\| \sum_{i=1}^M \|\text{vec}(\mathbf{I}_{r_i})\|^2 = \phi^{-2} \kappa^2 \rho \|\boldsymbol{\Omega}_2^{-1}\|$ . This gives the result of the lemma since  $\|\mathbf{B}\|_F = \|\text{vec}(\mathbf{B})\|$ .

### C. Proof of Lemma 5.9

We prove Lemma 5.9 in a series of smaller lemmas, labeled Lemma C.2–C.4. These results rely on a set of bounds derived as part of the following result.

LEMMA C.1. *Consider the weight matrices  $\mathbf{W}_{\boldsymbol{\theta}_i}$  and  $\boldsymbol{\Omega}_{\boldsymbol{\theta}}$  defined in (16), with  $\mathbf{W}_i$  and  $\boldsymbol{\Omega}$  defined by setting  $\boldsymbol{\theta} = \boldsymbol{\theta}_0$ . Set  $\mathbf{E}_{\boldsymbol{\theta}_i} = \mathbf{V}_{i2}^\top (\bar{\boldsymbol{\Sigma}}_{\boldsymbol{\theta}} - \bar{\boldsymbol{\Sigma}}) \mathbf{V}_{i2}$ . The following identities hold:*

$$\mathbf{W}_{\boldsymbol{\theta}_i} - \mathbf{W}_i = -\mathbf{W}_{\boldsymbol{\theta}_i} \mathbf{E}_{\boldsymbol{\theta}_i} \mathbf{W}_i, \quad (1a)$$

$$\boldsymbol{\Omega}_{\boldsymbol{\theta}}^{-1} - \boldsymbol{\Omega}^{-1} = \boldsymbol{\Omega}_{\boldsymbol{\theta}}^{-1} \left( \sum_{i=1}^M \mathbf{W}_{\boldsymbol{\theta}_i} \mathbf{E}_{\boldsymbol{\theta}_i} \mathbf{W}_i \right) \boldsymbol{\Omega}^{-1}, \quad (1b)$$

along with the inequalities

$$\|\mathbf{W}_i \mathbf{E}_{\boldsymbol{\theta}_i}\| \leq 4 \|\bar{\boldsymbol{\Sigma}}^{-1} \bar{\boldsymbol{\Sigma}}_{\boldsymbol{\theta}} - \mathbf{I}_q\|, \quad (2a)$$

$$\|\boldsymbol{\Omega}_{\boldsymbol{\theta}}^{-1} \boldsymbol{\Omega} - \mathbf{I}_p\| \leq 4p \|\bar{\boldsymbol{\Sigma}}^{-1} \bar{\boldsymbol{\Sigma}}_{\boldsymbol{\theta}} - \mathbf{I}_q\|. \quad (2b)$$

PROOF. Equation (1a) follows from the identity  $(\mathbf{A} + \mathbf{E})^{-1} - \mathbf{A}^{-1} = -(\mathbf{A} + \mathbf{E})^{-1} \mathbf{E} \mathbf{A}^{-1}$ , which holds whenever  $\mathbf{A}$  and  $(\mathbf{A} + \mathbf{E})$  are invertible. Applying the identity again to  $\boldsymbol{\Omega}_{\boldsymbol{\theta}}$  gives (1b).

To show (2a), we use that if  $\mathbf{A}$  and  $\mathbf{B}$  are symmetric,  $\mathbf{A}$  is positive-definite, and  $\mathbf{B}$  is positive semidefinite, then the following holds:

$$\begin{aligned} \|(\mathbf{V}^\top \mathbf{A} \mathbf{V} + \mathbf{D}^{-2})^{-1} \mathbf{V}^\top \mathbf{B} \mathbf{V}\| &= \|(\mathbf{V}^\top \mathbf{A} \mathbf{V} + \mathbf{D}^{-2})^{-1} \mathbf{V}^\top \mathbf{A}^{1/2} (\mathbf{A}^{-1/2} \mathbf{B} \mathbf{A}^{-1/2}) \mathbf{A}^{1/2} \mathbf{V}^\top\| \\ &= \|(\mathbf{V}^\top \mathbf{A} \mathbf{V} + \mathbf{D}^{-2})^{-1/2} \mathbf{V}^\top \mathbf{A}^{1/2} (\mathbf{A}^{-1/2} \mathbf{B} \mathbf{A}^{-1/2})^{1/2}\|^2 \\ &\leq \|\mathbf{A}^{-1} \mathbf{B}\| \|(\mathbf{V}^\top \mathbf{A} \mathbf{V} + \mathbf{D}^{-2})^{-1} \mathbf{V}^\top \mathbf{A} \mathbf{V}\| \\ &= \|\mathbf{A}^{-1} \mathbf{B}\| \|\mathbf{I} - (\mathbf{V}^\top \mathbf{A} \mathbf{V} + \mathbf{D}^{-2})^{-1} \mathbf{D}^{-2}\| \\ &\leq 2 \|\mathbf{A}^{-1} \mathbf{B}\|. \end{aligned}$$

If  $\mathbf{B}$  is symmetric but not positive semidefinite, then the matrix  $\mathbf{C} = \mathbf{A}^{-1/2} \mathbf{B} \mathbf{A}^{-1/2}$  might not be positive semidefinite, so  $\mathbf{C}^{1/2}$  may not exist. In this case,  $\mathbf{C}$  can be written as  $\mathbf{C} = \mathbf{C}_+ - \mathbf{C}_-$ , where  $\mathbf{C}_+$  and  $\mathbf{C}_-$  are positive semidefinite. Then, since  $\max\{\|\mathbf{C}_+\|, \|\mathbf{C}_-\|\} \leq \|\mathbf{C}\|$  it follows that

$$\|(\mathbf{V}^\top \mathbf{A} \mathbf{V} + \mathbf{D}^{-2})^{-1} \mathbf{V}^\top \mathbf{B} \mathbf{V}\| \leq 2(\|\mathbf{C}_+\| + \|\mathbf{C}_-\|) \leq 4\|\mathbf{C}\| = 4\|\mathbf{A}^{-1} \mathbf{B}\|.$$

The last inequality (2b) follows from (1b) and (2a) using the bound

$$\begin{aligned} \left\| \sum_{i=1}^M \boldsymbol{\Omega}_\theta^{-1} \mathbf{W}_{\theta_i} \mathbf{E}_{\theta_i} \mathbf{W}_i \right\| &\leq \max_i \|\mathbf{E}_{\theta_i} \mathbf{W}_i\| \sum_{i=1}^M \|\boldsymbol{\Omega}_\theta^{-1} \mathbf{W}_{\theta_i}\| \\ &\leq \max_i \|\mathbf{E}_{\theta_i} \mathbf{W}_i\| \sum_{i=1}^M \text{tr}(\boldsymbol{\Omega}_\theta^{-1} \mathbf{W}_{\theta_i}) \\ &= \max_i \|\mathbf{E}_{\theta_i} \mathbf{W}_i\| \text{tr}(\mathbf{I}_p). \end{aligned}$$

LEMMA C.2. *Let function  $\boldsymbol{\delta}_1(\boldsymbol{\theta})$  be defined as in (17a). If Assumptions 1–3 are in force, then for any  $\varepsilon > 0$  and any parameter set  $\mathcal{B}$ ,*

$$\Pr\{\sup_{\boldsymbol{\theta} \in \mathcal{B}} \|\boldsymbol{\delta}_1(\boldsymbol{\theta})\|^2 \geq 16\varepsilon^{-1} p^3 \tau^2\} \leq \varepsilon.$$

where  $\tau = \sup_{\boldsymbol{\theta} \in \mathcal{B}} \|\bar{\boldsymbol{\Sigma}}^{-1} \bar{\boldsymbol{\Sigma}}_\theta - \mathbf{I}_q\|$ .

PROOF. Set  $\mathbf{m} = \boldsymbol{\Omega}^{-1/2} \sum_{i=1}^M \mathbf{V}_{i1}^\top \mathbf{W}_i^{1/2} \boldsymbol{\gamma}_i$ , noting that  $E(\mathbf{m}) = 0$  and  $\text{cov}(\mathbf{m}) = \mathbf{I}_p$ . It follows that  $E\|\mathbf{m}\|^2 = p$ , so by Markov's inequality,  $\Pr(\|\mathbf{m}\|^2 \geq \varepsilon^{-1} p) \leq \varepsilon$ . Since

$$\|\boldsymbol{\delta}_1(\boldsymbol{\theta})\| = \|(\boldsymbol{\Omega}^{1/2} \boldsymbol{\Omega}_\theta^{-1} \boldsymbol{\Omega}^{1/2} - \mathbf{I}_p) \mathbf{m}\| \leq \|\boldsymbol{\Omega}_\theta^{-1} \boldsymbol{\Omega} - \mathbf{I}_p\| \|\mathbf{m}\|,$$

the bound follows from Lemma C.1.

LEMMA C.3. *Let  $\boldsymbol{\delta}_2(\boldsymbol{\theta})$  be defined as in (17b). If Assumptions 1–3 are in force, then for any  $\varepsilon > 0$  and any parameter set  $\mathcal{B}$ ,*

$$\Pr\{\sup_{\boldsymbol{\theta} \in \mathcal{B}} \|\boldsymbol{\delta}_2(\boldsymbol{\theta})\|^2 \geq 16\varepsilon^{-1} p q^3 \tau^2 (1 + 4p\tau)^2\} \leq \varepsilon.$$

where  $\tau = \sup_{\boldsymbol{\theta} \in \mathcal{B}} \|\bar{\boldsymbol{\Sigma}}^{-1} \bar{\boldsymbol{\Sigma}}_\theta - \mathbf{I}_q\|$ .

PROOF. Define the function

$$\mathbf{m}(\boldsymbol{\theta}) = \boldsymbol{\Omega}^{-1/2} \sum_{i=1}^M \mathbf{V}_{i1} \mathbf{W}_i \mathbf{E}_{\theta_i} \mathbf{W}_i^{1/2} \boldsymbol{\gamma}_i.$$

Note that  $\mathbf{m}(\boldsymbol{\theta}_0) = 0$ . Also, for any fixed  $\boldsymbol{\theta}$ ,  $E\{\mathbf{m}(\boldsymbol{\theta})\} = 0$  and by Lemma C.1,

$$\text{cov}\{\mathbf{m}(\boldsymbol{\theta})\} = \boldsymbol{\Omega}^{-1/2} \left\{ \sum_{i=1}^M \mathbf{V}_{i1} \mathbf{W}_i \mathbf{E}_{\theta_i} \mathbf{W}_i \mathbf{W}_i \mathbf{E}_{\theta_i} \mathbf{V}_{i1}^\top \right\} \boldsymbol{\Omega}^{-1/2} \preceq 16 \|\bar{\boldsymbol{\Sigma}}^{-1} \bar{\boldsymbol{\Sigma}}_\theta - \mathbf{I}_q\|^2 \mathbf{I}_p.$$

Thus, Markov's inequality implies that for any fixed  $a > 0$  and any fixed  $\boldsymbol{\theta}$ ,

$$\Pr\{\|\mathbf{m}(\boldsymbol{\theta})\|^2 \geq a\} \leq 16a^{-1} p \|\bar{\boldsymbol{\Sigma}}^{-1} \bar{\boldsymbol{\Sigma}}_\theta - \mathbf{I}_q\|^2. \quad (3)$$

We will use this pointwise bound and the fact that  $\mathbf{m}(\boldsymbol{\theta})$  is linear in  $\bar{\boldsymbol{\Sigma}}_\theta$  to bound the supremum.

For  $k = 1, \dots, q$ , define  $\bar{\boldsymbol{\Sigma}}_{kk} = \bar{\boldsymbol{\Sigma}}^{1/2} (\mathbf{I} + \mathbf{e}_k \mathbf{e}_k^\top) \bar{\boldsymbol{\Sigma}}^{1/2}$ , where  $\mathbf{e}_k$  denotes the  $k$ th standard basis vector. Similarly, for  $l \neq k$ , define  $\bar{\boldsymbol{\Sigma}}_{kl} = \bar{\boldsymbol{\Sigma}}^{1/2} (\mathbf{I} + \mathbf{e}_k \mathbf{e}_l^\top + \mathbf{e}_l \mathbf{e}_k^\top) \bar{\boldsymbol{\Sigma}}^{1/2}$ . For  $1 \leq k \leq l \leq q$  choose a  $\boldsymbol{\theta}_{kl}$  such that  $\bar{\boldsymbol{\Sigma}}_{\boldsymbol{\theta}_{kl}} = \bar{\boldsymbol{\Sigma}}$ . For any parameter vector  $\boldsymbol{\theta}$ , define

$$t_{kl}(\boldsymbol{\theta}) = \mathbf{e}_k^\top (\bar{\boldsymbol{\Sigma}}^{-1/2} \bar{\boldsymbol{\Sigma}}_\theta \bar{\boldsymbol{\Sigma}}^{-1/2} - \mathbf{I}_q) \mathbf{e}_l;$$

it follows that

$$\bar{\Sigma}_{\theta} = \bar{\Sigma} + \sum_{k \leq l} t_{kl}(\theta)(\bar{\Sigma}_{kl} - \bar{\Sigma}).$$

In particular, since  $\mathbf{m}(\theta)$  is linear in  $\bar{\Sigma}_{\theta}$ , this implies that

$$\mathbf{m}(\theta) = \sum_{k \leq l} t_{kl}(\theta)\mathbf{m}(\theta_{kl}).$$

Thus, the matrix Cauchy-Schwarz inequality (Lemma B.1) implies that

$$\|\mathbf{m}(\theta)\|^2 \leq \left[ \sum_{k \leq l} \{t_{kl}(\theta)\}^2 \right] \left[ \sum_{k \leq l} \|\mathbf{m}(\theta_{kl})\|^2 \right].$$

The first term on the right hand side is bounded by  $\|\bar{\Sigma}^{-1}\bar{\Sigma}_{\theta} - \mathbf{I}_q\|_{\mathbb{F}}^2$  which in turn is bounded by  $q\|\bar{\Sigma}^{-1}\bar{\Sigma}_{\theta} - \mathbf{I}_q\|^2$ . The second term is bounded by  $q^2 \max_{k \leq l} \|\mathbf{m}(\theta_{kl})\|^2$ .

From (3), for any  $a > 0$ ,

$$\Pr\{\max_{k \leq l} \|\mathbf{m}(\theta_{kl})\|^2 \geq a\} \leq 16a^{-1}pq^2.$$

Thus, if we set  $a = 16\varepsilon^{-1}pq^2$ , then

$$\Pr\{\sup_{\theta \in \mathcal{B}} \|\mathbf{m}(\theta)\|^2 \geq 16\varepsilon^{-1}pq^3 \sup_{\theta \in \mathcal{B}} \|\bar{\Sigma}^{-1}\bar{\Sigma}_{\theta} - \mathbf{I}_q\|^2\} \leq \varepsilon.$$

Finally, Lemma C.1 and the triangle inequality imply that

$$\|\Omega^{1/2}\Omega_{\theta}^{-1}\Omega^{1/2}\| = \|\Omega_{\theta}^{-1}\Omega\| \leq 1 + 4p\|\bar{\Sigma}^{-1}\bar{\Sigma}_{\theta} - \mathbf{I}_q\|.$$

Putting these two bounds together gives the result of the lemma.

LEMMA C.4. *Let function  $\delta_3(\theta)$  be defined as in (17c). If Assumptions 1–3 are in force, then for any  $\varepsilon > 0$  and any parameter set  $\mathcal{B}$ ,*

$$\Pr\{\sup_{\theta \in \mathcal{B}} \|\delta_3(\theta)\|^2 \geq 256\varepsilon^{-1}\rho\tau^4(1 + 4p\tau)\} \leq \varepsilon,$$

where  $\tau = \sup_{\theta \in \mathcal{B}} \max\{\|\bar{\Sigma}^{-1}\bar{\Sigma}_{\theta} - \mathbf{I}_p\|, \|\bar{\Sigma}_{\theta}^{-1}\bar{\Sigma} - \mathbf{I}_p\|\}$  and  $\rho = \sum_{i=1}^M r_i$ .

PROOF. Define

$$\mathbf{m}(\theta) = \Omega_{\theta}^{-1/2} \sum_{i=1}^M \mathbf{V}_{i1} \mathbf{W}_{\theta i} \mathbf{E}_{\theta i} \mathbf{W}_i \mathbf{E}_{\theta i} \mathbf{W}_i^{1/2} \gamma_i.$$

Applying Cauchy-Schwarz (Lemma B.1) and Lemma C.1, we get

$$\begin{aligned} \|\mathbf{m}(\theta)\|^2 &\leq \sum_{i=1}^M \gamma_i^{\top} \mathbf{W}_i^{1/2} \mathbf{E}_{\theta i} \mathbf{W}_i \mathbf{E}_{\theta i} \mathbf{W}_i \mathbf{E}_{\theta i} \mathbf{W}_i \mathbf{E}_{\theta i} \mathbf{W}_i^{1/2} \gamma_i \\ &\leq \max_i \|\mathbf{W}_i \mathbf{E}_{\theta i}\|^2 \max_i \|\mathbf{W}_i^{1/2} \mathbf{E}_{\theta i} \mathbf{W}_i^{1/2}\|^2 \sum_{i=1}^M \|\gamma_i\|^2 \\ &\leq 256 \|\bar{\Sigma}^{-1}\bar{\Sigma}_{\theta} - \mathbf{I}_q\|^3 \|\bar{\Sigma}_{\theta}^{-1}\bar{\Sigma} - \mathbf{I}_q\| \sum_{i=1}^M \|\gamma_i\|^2. \end{aligned}$$



Since  $E(\sum_{i=1}^M \|\gamma_i\|^2) = \rho$ , Markov's inequality gives that

$$\Pr\left\{\sum_{i=1}^M \|\gamma_i\|^2 \geq \varepsilon^{-1}\rho\right\} \leq \varepsilon.$$

Also, Lemma C.1 gives that  $\|\Omega^{1/2}\Omega_\theta^{-1/2}\|^2 = \|\Omega\Omega_\theta^{-1}\| \leq (1 + 4p\|\bar{\Sigma}^{-1}\bar{\Sigma}_\theta - \mathbf{I}_p\|)$ . This gives the result of the lemma since  $\delta_3(\theta) = \Omega^{1/2}\Omega_\theta^{-1/2}\mathbf{m}(\theta)$ .

## D. Proof of Proposition 6.2

Take  $\tau_N$  to be any sequence of positive real numbers, and define the parameter set  $\mathcal{B}_N = \{\theta = (\phi_\theta, \Sigma_\theta) : \|\bar{\Sigma}^{-1}\bar{\Sigma}_\theta - \mathbf{I}_q\| \leq \tau_N \text{ and } \|\bar{\Sigma}_\theta^{-1}\bar{\Sigma} - \mathbf{I}_q\| \leq \tau_N\}$ , where  $\bar{\Sigma}_\theta = \phi_\theta^{-1}\Sigma_\theta$ . Assumption 4 and Proposition 5.6 imply that if  $(N - \rho_N)^{1/2}\tau_N \rightarrow \infty$  and  $\{1 + (N/\rho_N - 1)^{-1/2}\}\omega_{N,2}^{1/2}\tau_N \rightarrow \infty$ , then  $\Pr(\hat{\theta} \in \mathcal{B}_N) \rightarrow 1$ . If, in addition,  $\tau_N \rightarrow 0$  and  $\rho_N\tau_N^4 \rightarrow 0$ , then Proposition 5.8 implies that  $\Omega^{1/2}(\hat{\beta}_\theta - \hat{\beta}) \xrightarrow{p} 0$ . Setting  $\tau_N^4 = \rho_N^{-1} \log \rho_N$  is sufficient to guarantee that these conditions hold.

## E. Stochastic gradient descent for $h$ -likelihood

Reparameterizing the random effect covariance matrix as  $\Sigma = \sigma^2\Lambda^{-1}$ , the logarithm of the  $h$ -likelihood for the normal hierarchical model can be written as

$$h(\beta, \Lambda, \sigma^2, \mathbf{u} \mid \mathbf{y}) = \sum_{i=1}^M \sum_{j=1}^{n_i} h_{ij},$$

where

$$h_{ij} = -\log \sigma - \frac{1}{2\sigma^2}(y_{ij} - \mathbf{x}_{ij}^\top \beta - \mathbf{z}_{ij}^\top \mathbf{u}_i)^2 - \frac{1}{2n_i} \log |\sigma^2 \Lambda^{-1}| - \frac{1}{2\sigma^2 n_i} \mathbf{u}_i^\top \Lambda \mathbf{u}_i.$$

For fixed  $\Lambda$ , let  $\beta_\Lambda$  and  $\mathbf{u}_\Lambda$  denote the values of  $\beta$  and  $\mathbf{u}$  that maximize  $h$ ; note that these values do not depend on  $\sigma^2$ .

If we set  $\sigma^2 = 1$ , then the gradients of the summands with respect to  $\beta$  and  $\mathbf{u}_i$  are

$$\begin{aligned} \nabla_\beta h_{ij} &= (y_{ij} - \mathbf{x}_{ij}^\top \beta - \mathbf{z}_{ij}^\top \mathbf{u}_i) \mathbf{x}_{ij}, \\ \nabla_{\mathbf{u}_i} h_{ij} &= (y_{ij} - \mathbf{x}_{ij}^\top \beta - \mathbf{z}_{ij}^\top \mathbf{u}_i) \mathbf{z}_{ij} - (1/n_i) \Lambda \mathbf{u}_i. \end{aligned}$$

To apply a variant of the Robbins and Monro (1951) stochastic gradient descent method to find  $\beta_\Lambda$  and  $\mathbf{u}_\Lambda$ , we start with randomly chosen initial values  $\beta^0$  and  $\mathbf{u}^0$ . At each iteration, we perform  $N$  steps, processing all observations in random order. In the  $t$ th step, when we process observation  $ij$ , we choose a learning rate  $\alpha_t$  and perform the updates

$$\begin{aligned} \beta^{t+1} &= \beta^t + \alpha_t (y_{ij} - \mathbf{x}_{ij}^\top \beta^t - \mathbf{z}_{ij}^\top \mathbf{u}_i^t) \mathbf{x}_{ij}, \\ \mathbf{u}_i^{k+1} &= \mathbf{u}_i^k + \alpha_t \{(y_{ij} - \mathbf{x}_{ij}^\top \beta^t - \mathbf{z}_{ij}^\top \mathbf{u}_i^t) \mathbf{z}_{ij} - (1/n_i) \Lambda \mathbf{u}_i^t\}; \end{aligned}$$

for  $i' \neq i$ , we retain the value of the random effect vector  $\mathbf{u}_{i'}^t$ . Following Darken and Moody (1991), it is common to take the step size as

$$\alpha_t = \alpha_0(1 + at)^{-1}$$

for appropriately chosen values  $\alpha_0$  and  $a$ . Following the recommendations of Y. LeCun and Müller (1998) and Bottou (2012), we use different learning rates for the fixed effect vector and for each random effect vector. For the  $i$ th random effect, vector, we set  $a = \alpha_0(\|\mathbf{\Lambda}^{-1}\|^{-1}/n_i)$ . For the fixed effects, we set  $a = \alpha_0/N$ .

In our simulations, we set  $\alpha_0 = 0.1/N$  for the fixed effect vector and  $\alpha_0 = 0.1/n_i$  for the  $i$ th random effect vector works well. We perform 30 iterations for fitting a linear model, and 100 iterations for fitting a logistic model.

## F. Performance in linear regression simulations

We perform a simulation analogous to the one described in Section 7, but with a hierarchical linear regression model instead of a hierarchical logistic model.

As in Section 7, we simulate  $N$  samples drawn from  $M$  groups, with  $M = 1000$  and  $N$  ranging from 100 to 100000. We set the dimensions of the fixed and random effect vectors to  $p = q = 5$ . For each choice of  $N$ , we perform 100 replicates.

For each replicate, we generate the  $p$ -dimensional fixed effect,  $\beta$ , and  $q \times q$  random effect covariance matrix,  $\Sigma$  as before, but with a different scaling for the fixed effect. Specifically, for  $k = 1, \dots, p$ , we draw  $\beta_k$  independently from a  $t$  distribution with 4 degrees of freedom. We draw coefficient matrix  $\Sigma$  from an inverse Wishart distribution with shape  $\mathbf{I}$  and  $2q$  degrees of freedom.

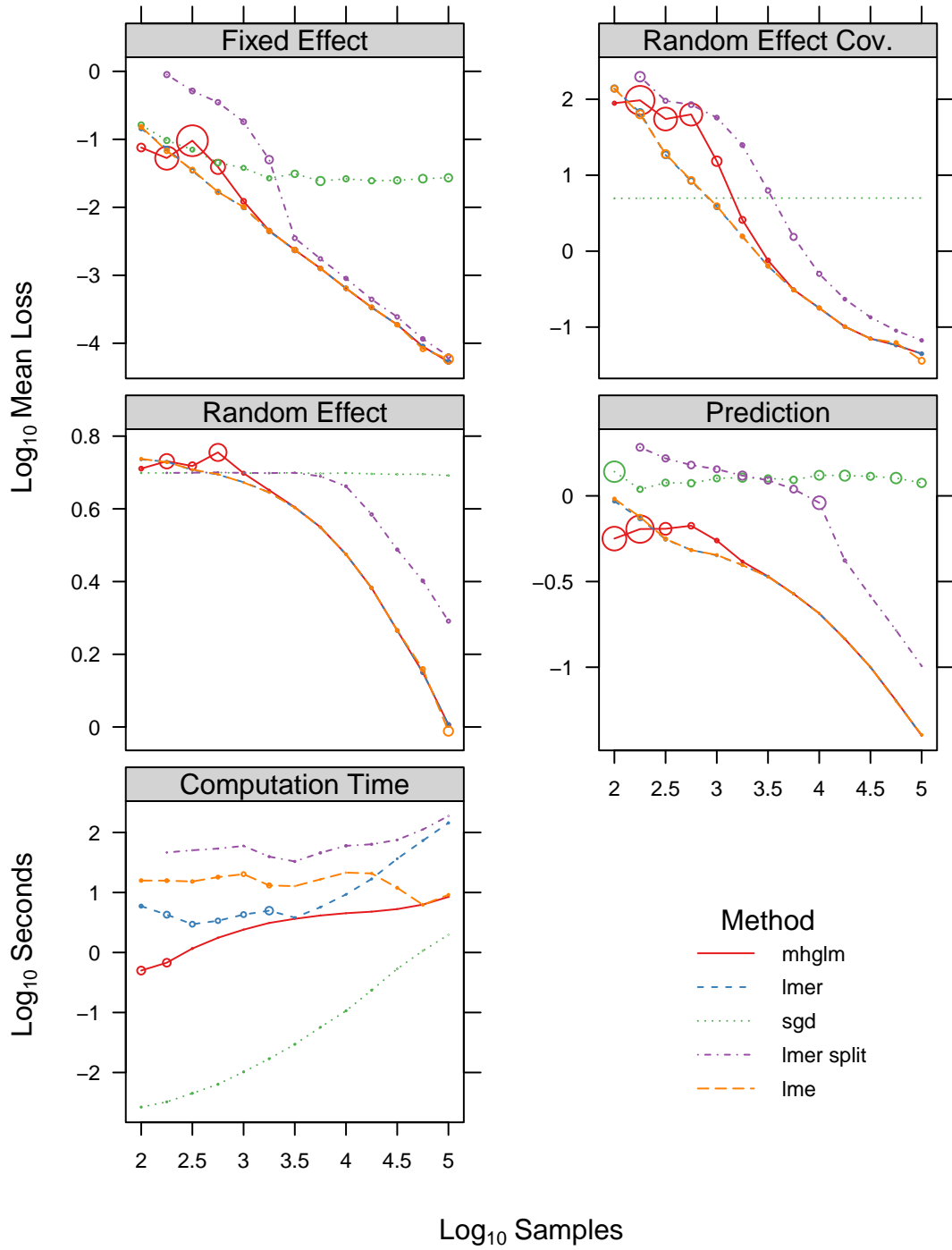
We draw the group specific sample sizes  $n_i$  ( $i = 1, \dots, M$ ), random effects  $\mathbf{u}_i$  ( $i = 1, \dots, M$ ), and predictor vectors  $\mathbf{x}_{ij}, \mathbf{z}_{ij}$  ( $i = 1, \dots, M; j = 1, \dots, n_i$ ) as in Section 7. To generate response value  $y_{ij}$ , we draw from a normal distribution with mean  $\mu_{ij} = \mathbf{x}_{ij}^T \beta + \mathbf{z}_{ij}^T \mathbf{u}_i$  and variance  $\phi = 1$ .

We compute moment-based estimates of the population parameters  $\beta$  and  $\Sigma$ , along with approximate empirical Bayes estimates  $\hat{\mathbf{u}}_i$  ( $i = 1, \dots, M$ ) using the procedure described in Section 3.4. We compare the following methods:

- (a) *mhglm*, the proposed moment-based estimation procedure. To compute the moment-based estimates, we use two-step estimators with semi-weighted initial step and  $\Sigma_0$  set to the identity matrix, after standardizing the predictors. The procedure is implemented in the R programming language.
- (b) *lmer*, maximum likelihood, using a gradient-free optimization procedure applied to the profiled likelihood, implemented in C++ and R by the *lme4* R package (Bates et al., 2013).
- (c) *sgd*, which uses stochastic gradient descent to maximize a regularized version of the  $h$ -likelihood. We implemented the compute-intensive inner loop in C, and the outer loop in R.
- (d) *lmer split*, a data-splitting estimation procedure, which splits the data set into 10 subsets, computes separate estimates for each using *lmer*, and then combines the estimates by averaging them. Implemented in R.
- (e) *lme*, maximum likelihood, using a combination of Expectation-Maximization and Newton Raphson iteration, implemented in the C and R programming languages by the *nlme* package (Pinheiro et al., 2014).

As in Section 3.4, we report serial computation time for each procedure, and we do not include cross-validation time for the tuning parameter selection for the *sgd* method.

We use the same fixed effect, random effect covariance, and random effect loss as in Section 7.



**Fig. 1.** Performance for the hierarchical linear model. Circle radii indicate one standard error along  $y$ -axis (absent when smaller than line width).

For prediction loss, we use the squared error loss

$$N^{-1} \sum_{i=1}^M \sum_{j=1}^{n_i} \phi^{-1}(\mu_{ij} - \hat{\mu}_{ij})^2$$

where  $\mu_{ij} = \mathbf{x}_{ij}^T \boldsymbol{\beta} + \mathbf{z}_{ij}^T \mathbf{u}_i$  and  $\hat{\mu}_{ij} = \mathbf{x}_{ij}^T \hat{\boldsymbol{\beta}} + \mathbf{z}_{ij}^T \hat{\mathbf{u}}_i$ .

Fig. 1 shows the mean loss, averaged over all replicates, with circle radii indicating standard errors along the vertical axes (absent when less than the visible line width). For small sample sizes, the methods based on maximum likelihood (*lme* and *lmer*) perform slightly better than the proposed method (*mhglm*), but for large sample sizes, these methods all have similar loss performances. The *lme*, *lmer*, *lmer.split*, and *mhglm* methods all appear to give consistent estimates, with the *lmer.split* being less statistically efficient than that other three methods. The *sgd* method does not see a noticeable improvement in loss performance over the range of sample sizes considered.

The lower-left panel of Fig. 1 shows the sequential computation times for all methods. In terms of computation time, for most values of  $N$  in the simulation, the proposed method performs better than the likelihood-based procedures. However, at  $N = 10^{4.75}$  and  $N = 10^5$ , the proposed method has the same average running time as the *lme* method.

In terms of computation time, the *sgd* procedure is clearly the fastest, followed by the proposed moment-based approach, and then the likelihood-based methods. In terms of statistical efficiency, exact maximum likelihood procedures and the proposed moment-based procedures perform best, followed by *lmer.split* and the *sgd* method. The *sgd* method is much faster than the other methods under consideration, but the computational gains are paid for with reduced statistical efficiency. The *mhglm* is not as fast as the *sgd* method, but in terms of statistical efficiency, it is competitive with the exact maximum likelihood methods.

## References

- Bates, D., M. Maechler, B. Bolker, and S. Walker (2013). *lme4: Linear mixed-effects models using Eigen and S4*. R package version 1.1-7.
- Bottou, L. (2012). Stochastic gradient descent tricks. In G. Montavon, G. B. Orr, and K.-R. Müller (Eds.), *Neural Networks: Tricks of the Trade* (Second ed.), Volume 7700 of *Lecture Notes in Computer Science*, pp. 421–436. Springer.
- Darken, C. and J. E. Moody (1991). Note on learning rate schedules for stochastic optimization. In R. P. Lippmann, J. E. Moody, and D. S. Touretzky (Eds.), *Advances in Neural Information Processing Systems*, Volume 3, pp. 832–838.
- Golub, G. H. and C. F. Van Loan (1996). *Matrix Computations* (3rd ed.). Johns Hopkins University Press.
- Pinheiro, J., D. Bates, S. DebRoy, D. Sarkar, and R Core Team (2014). *nlme: Linear and Nonlinear Mixed Effects Models*. R package version 3.1-118.
- Robbins, H. and S. Monro (1951). A stochastic approximation method. *Ann. Math. Stat.* 22, 400–407.
- Y. LeCun, L. Bottou, G. O. and K. Müller (1998). Efficient backprop. In G. Orr and M. K. (Eds.), *Neural Networks: Tricks of the Trade*. Springer.