

Multihop connectivity of ad hoc networks with randomly oriented directional antennas

Orestis Georgiou¹ and Camly Nguyen²

¹Toshiba Telecommunications Research Laboratory, 32 Queens Square, Bristol, BS1 4ND, UK

²Network System Laboratory, Corporate Research & Development Center, Toshiba Corporation, 1 Komukai-Toshiba-cho, Saiwai-ku, Kawasaki 212-8582, Japan

Abstract—Directional antennas and beamforming can significantly improve point-to-point wireless links when perfectly aligned. In this letter we investigate the extreme opposite where antenna orientations and positions are chosen at random in the presence of Rayleigh fading. We show that while the 1-hop network connectivity is deteriorated, the multihop routes improve, especially in the dense regime. We derive closed form expressions for the expectation of the 1-hop and 2-hop degree which are verified through computer simulations. We conclude that node density does not greatly affect the number of hops required between stations whilst simple random beamforming schemes do, thus returning substantial network performance benefits due to the existence of shorter multi-hop paths.

I. INTRODUCTION

Wireless ad hoc networks are typically equipped with multihop relaying and signal processing capabilities and find application in sensor and mobile systems such as smart grid, industrial and environmental monitoring, search-and-rescue operations etc. Commonality in many of these applications arises in that the number and distribution of nodes in the networks is often random motivating the study of *random geometric graphs* [1]. In the simplest case, these graphs consist of a large number of points scattered in a region of space and paired up whenever their mutual distance is less than some scalar value r_0 . A plethora of generalizations of this basic model have been put forward in an attempt to understand the connectivity properties of ad hoc networks and suggest improved network design and deployment methodologies [2].

In random graph models, one is typically interested in statistical properties such as the *hop distribution* portraying the multi-hop connectivity as popularized in the theatrical play “Six Degrees of Separation”. In wireless ad hoc networks, the hop distribution was originally investigated by Chandler [3] who concluded that “The node density does not greatly affect the number of hops required between two nodes, but has a much greater effect on whether a connection can be made at all”. Recently, a recursive formula for calculating the probability that a pair of nodes (i, j) separated by a distance r_{ij} is connected in at least k -hops was given in [4]. The effects of randomly oriented directional (or anisotropic) antennas or random beamforming schemes (where nodes beamform in a random direction) were numerically studied in [5], [6] suggesting that such simple schemes can lead to network performance gains in routing, end-to-end delay, reachability, interference

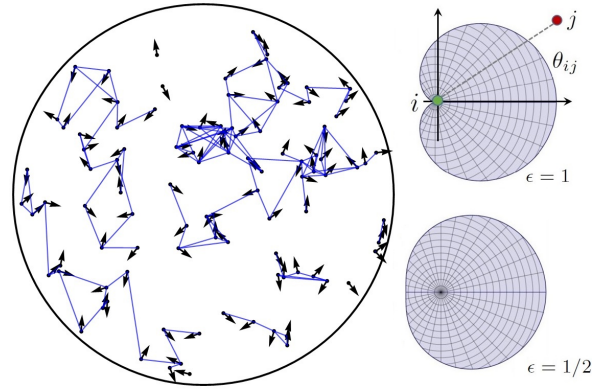


Fig. 1. *Left*: Example network realization with $N = 100$ random directional nodes in a disk domain, using $\rho = \beta = \epsilon = 1$ and $\eta = 4$. The blue arrows show the directional links available that can be utilised for routing and scheduling transmissions. *Right*: Cardioid radiation patterns for $\epsilon = 1/2, 1$.

tolerance, and capacity. Recent analytical work has shown that the reported benefits are actually highly dependent on the prevailing channel conditions described by path loss exponent η experienced in the propagation medium [7], [8].

In this letter we analytically quantify these benefits for the first time and obtain closed form expressions for the multihop reachability of random networks with randomly oriented antennas in the presence of Rayleigh fading. We therefore show when and how schemes like random beamforming provide progressively better multihop coverage and reachability (measured by the number of accessible nodes in at least k hops). This follows from the more likely existence of shorter multi-hop paths between stations in the dense network regime with randomly oriented directional antennas. Implicit for this performance improvement is perfect interference management and a good MAC. We derive communication theoretic lower bounds on the multihop connectivity of networks with randomly oriented directional antennas, useful when designing wireless sensor networks (WSNs), for instance, for choosing the right density of directional nodes to be deployed in order to meet certain multihop requirements or performance goals. Significantly, we also confirm Chandler’s conclusion [3] by showing that the typical hop distance $\bar{h} \sim c\rho^{-1/2}$ where the coefficient c strongly depends on the path loss exponent η and antenna directivity. The exact form of c remains an interesting open question.

II. NETWORK DEFINITIONS AND SYSTEM MODEL

Consider a wireless network with identical nodes located randomly on the plane \mathbb{R}^2 according to a spatial Poisson point process (PPP) of intensity ρ . We denote the location of node i by the vector $\mathbf{r}_i = (r_i, \theta_i)$ in polar coordinates. Furthermore, consider the case where each node is equipped with a directional antenna pointing in a direction ϑ_i chosen randomly in $[0, 2\pi]$. Such a configuration is commonly found in WSN applications where sensors or smart meters form a random mesh topology (see for example Fig. 1).

Assuming negligible inter-node interference (e.g. perfect CDMA/TDMA), we define the connection probability between transmitting node i and receiving node j through the relation $H_{ij} = \mathbb{P}(\text{SNR} \cdot |h|^2 \geq \wp)$, where SNR denotes the long-term average received signal-to-noise ratio and h is the channel transfer coefficient for single input single output (SISO) antenna systems. Assuming identical lossless antennas we have from the Friis transmission formula that $\text{SNR} \propto G_{ij}G_{ji}r_{ij}^{-\eta}$, where $r_{ij} = |\mathbf{r}_i - \mathbf{r}_j|$ is the Euclidean distance between the two nodes, η is the path loss exponent (typically $\eta \geq 2$), and G_{ij} is the gain of the antenna at node i observed in the direction of node j . Notice that $H_{ij} = H_{ji}$ since the channel is assumed reciprocal. Isotropic antennas have a constant gain $G = 1$, while anisotropic ones are functions of the polar angle θ , appropriately normalized by the condition $\int_0^{2\pi} G(\theta)d\theta = 2\pi$. Assume that the antenna gain is given by a cardioid function

$$G_{ij}(\theta_{ij}) = 1 + \epsilon \cos \theta_{ij}, \quad (1)$$

where $\epsilon \in [0, 1]$ measures the extent of deformation from the isotropic case ($\epsilon = 0$), and θ_{ij} is the direction of receiving node j relative to the antenna orientation of node i (see Fig. 1). The cardioid function (1) is representative of wide-angle unidirectional radiation patterns often found in microstrip (patch) antennas. We expect however that the results presented herein qualitatively apply to other directional gain functions as well as multi-directional e.g. $G = 1 + \epsilon \cos n\theta$ for $n > 1$ as was the case in previous studies [8].

The framework that follows is statistical and assumes a Rayleigh fading channel such that $|h|^2 \sim \exp(1)$ and

$$H_{ij}(r_{ij}) = \mathbb{P}(|h|^2 \geq -\wp/\text{SNR}) = e^{-\beta r_{ij}^\eta / (G_{ij}G_{ji})}, \quad (2)$$

where β depends on the transmission wavelength, signal power, the threshold \wp etc., and defines an effective communication range $r_0 = [G_{ij}G_{ji}/\beta]^{1/\eta}$. In simulations we set $\beta = 1$. Connection probability functions like (2) have been used extensively in the literature however one should note that there are many other possible functions (e.g. including shadowing or a different path loss function) and it is not clear which one models real networks more accurately. Equations (1) and (2) are therefore examples used for the sake of juxtaposition with some of our results and approach being more general.

III. K-HOP CONNECTIVITY

A. Mean 1-hop degree

It is often desirable in WSNs that broadcasts are heard by as many neighbouring nodes as possible. A simple way of

measuring this is the mean degree. Denoting the 1-hop degree of transmitting node i by $d_i^{(1)}$, the 1-hop mean degree μ_1 is given by the arithmetic mean of $d_i^{(1)}$. Equivalently, since nodes are Poisson (i.e. uniformly and independently) distributed, we take the spatial and orientation average of equation (2) multiplied by the density and normalised by 2π and calculate

$$\begin{aligned} \mu_1 &= \frac{\rho}{2\pi} \int_0^{2\pi} \int_0^{2\pi} \int_0^\infty H_{ij}(r_j) r_j dr_j d\theta_j d\vartheta_j \\ &= \frac{\rho\Gamma(2/\eta)}{2\pi\eta\beta^{2/\eta}} \left(\int_0^{2\pi} G^{2/\eta} d\vartheta \right)^2. \end{aligned} \quad (3)$$

In the first line of (3) we have used the homogeneity of the spatial PPP on \mathbb{R}^2 and set node i at the coordinate origin, oriented along the x -axis. Therefore, in (3) the first two integrals ($dr_j d\theta_j$) average over all possible positions of $\mathbf{r}_j \in \mathbb{R}^2$, and the third integral ($d\vartheta_j$) averages over all possible orientations $\vartheta_j \in [0, 2\pi]$ of antenna j . In the last line of (3) we have used the periodicity property of the cardioid function

$$\begin{aligned} \int_0^{2\pi} G^{2/\eta} d\theta &= \pi \left[(1 - \epsilon)^{\frac{2}{\eta}} {}_2F_1 \left(\frac{1}{2}, -\frac{2}{\eta}, 1, \frac{2\epsilon}{\epsilon - 1} \right) \right. \\ &\quad \left. + (1 + \epsilon)^{\frac{2}{\eta}} {}_2F_1 \left(\frac{1}{2}, -\frac{2}{\eta}, 1, \frac{2\epsilon}{\epsilon + 1} \right) \right], \end{aligned} \quad (4)$$

where ${}_2F_1$ is the Gauss hypergeometric function. For any $\eta > 2$, μ_1 is monotonically decreasing with ϵ . This implies that the more directional the antenna gain is, the less nodes can be reached in a single hop. Note that since we have assumed identical antennas for both transmitter and receiver chains (i.e. $H_{ij} = H_{ji}$), the in- and out-degree of network nodes are equal.

B. Mean 2-hop degree

The 1-hop mean degree μ_1 is a good measure of the local connectivity of a network. Often however, and particularly in WSN MAC design [9], it is desirable to maximize the number of 2-hop neighbours that a broadcast can reach. Let the 2-hop degree of transmitting node i be denoted by $d_i^{(2)}$ counting the number of 2-hop neighbours of node i which are not 1-hop neighbours. To make progress, define the probability of nodes i and j having at least one common 1-hop neighbour as $H_{ij}^{(2)}$ which can be expressed as the complement of not having any

$$H_{ij}^{(2)} = 1 - \prod_{k \neq i, j} (1 - H_{ik}H_{kj}), \quad (5)$$

where nodes $k \neq i, j$ act as a relays. Using (5) and assuming that $|\mathbf{r}_i| = \vartheta_i = 0$ we may express the 2-hop mean degree as

$$\mu_2 = \frac{\rho}{2\pi} \int_0^{2\pi} \int_0^{2\pi} \int_0^\infty (1 - H_{ij}) \langle H_{ij}^{(2)} \rangle r_j dr_j d\theta_j d\vartheta_j, \quad (6)$$

$$\langle H_{ij}^{(2)} \rangle = 1 - \exp \left(-\frac{\rho}{2\pi} \int_0^{2\pi} \int_{\mathbb{R}^2} H_{ik}H_{kj} r_k dr_k d\theta_k d\vartheta_k \right) \quad (7)$$

It is therefore immediately clear that μ_2 is not a linear function of the density ρ (c.f. (3)). For example, for a simplified unit disk model (i.e. ignoring fading) it can be shown (see Appendix I.) that $\mu_2 \sim 3\rho\pi r_0^2 - 2\pi(2r_0)^{2/3}\Gamma(2/3)(\rho/3)^{1/3}$. Does the mean 2-hop degree μ_2 increase or decrease with antenna directionality ϵ ? This cannot be answered by simply

looking at equation (6) and therefore we postpone further discussion for the next section where we numerically evaluate the integrals and compare with computer simulations.

C. Mean k -hop degree

Generalizing (6) to the case of the k -hop mean degree is not straight forward. Let the k -hop degree of transmitting node i be denoted by $d_i^{(k)}$ counting the number of k -hop neighbours of node i which are not $(k-1)$ -hop. The k -hop mean degree μ_k is therefore given by the arithmetic mean of $d_i^{(k)}$. Define the probability that nodes i and j have at least one common m -hop neighbour, which with some care can be expressed as

$$H_{ij}^{(m)} = 1 - \prod_{k \neq i,j} \left[1 - H_{ik}^{(m-1)} H_{kj}^{(1)} \prod_{n=1}^{m-2} \left(1 - H_{ik}^{(n)} \right) \right] \quad (8)$$

where we have used $H_{ij}^{(1)} = H_{ij}$ for ease of notation. Equation (8) is a nested equation calculating the complement probability of two nodes having no common m -hop neighbour, which is itself given by a similar expression. The k -hop mean degree is therefore given by $\frac{\rho}{2\pi}$ times the expected probabilities of two nodes being k -hop neighbours but not m -hop, for $m \leq k-1$

$$\mu_k = \frac{\rho}{(2\pi)^N} \int_{\mathcal{M}^N} H_{ij}^{(k)} \prod_{m=1}^{k-1} \left(1 - H_{ij}^{(m)} \right) d\mathbf{r}_1 d\vartheta_1 \dots d\mathbf{r}_N d\vartheta_N \quad (9)$$

in the limit of the number of nodes $N \rightarrow \infty$ and where we have defined $\mathcal{M} = \mathbb{R}^2 \times [0, 2\pi]$. Equation (9) is not particularly insightful and cannot be easily computed, even numerically, or even after some approximations [4]. In analogy to the result in Appendix I, one may expect that $\mu_k = \rho(2k-1)\pi r_0^2 - \mathcal{O}(\rho^{1/3})$. We will confirm this in Sec. V for the case of $k=3$, however are unsure of the correction term for higher values of k .

IV. THE TYPICAL HOP DISTANCE

Given a large but finite network of N nodes, pick two nodes at random. What is the expected hop distance \bar{h} between these two nodes? Numerical studies have shown that random beamforming schemes can reduce this number in mesh networks, thus resulting in faster message dissemination while also reducing the total signal processing done by relays [5]. To provide a formal definition of the typical hop distance we begin from the identity stating that the sum of all k -hop neighbours of any node i equals to $N-1$. Symbolically this is: $d_i^{(\infty)} + \sum_{k=1}^{N-1} d_i^{(k)} \equiv N-1$, where $d_i^{(\infty)}$ is the number of nodes which cannot be reached by i in any number of hops. Note that $1 + \sum_{k=1}^{N-1} d_i^{(k)}$ is the size of the connected component that node i belongs to. In fact, averaging this over all nodes gives the typical cluster size in the network. Clearly in a fully connected network $d_i^{(\infty)} = 0, \forall i$. Averaging both sides of the identity over i and changing the summation order

$$\frac{1}{N} \sum_{i=1}^N \left(d_i^{(\infty)} + \sum_{k=1}^{N-1} d_i^{(k)} \right) = \mu_\infty + \sum_{k=1}^{N-1} \mu_k \equiv N-1, \quad (10)$$

indicating that $\mu_k/(N-1)$ is the probability mass function of the hop distribution for large random networks. Significantly, the typical hop distance \bar{h} between a random pair of

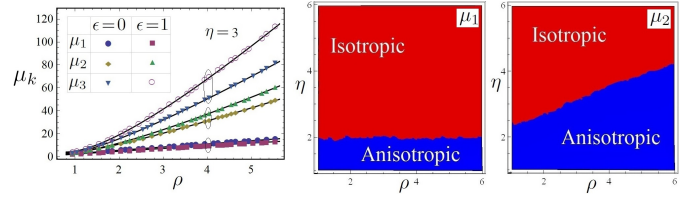


Fig. 2. Left: Simulation results for the k -hop mean degree μ_k as a function of the density ρ for the isotropic ($\epsilon = 0$) and anisotropic ($\epsilon = 1$) case using $\eta = 3$. For $k = 1$, the two black straight lines are given by (3). For $k = 2$ the black curves are obtained by numerically integrating (6), while for $k = 3$, the black curves are fitted to $a - b\rho^{1/3} + c\rho$ for $a, b, c > 0$. The markers are obtained from computer simulations in a large network similar to that in Fig. 1. Middle and Right: Parameter space (ρ, η) showing isotropic (red) or anisotropic (blue) radiation patterns deliver higher μ_1 and μ_2 respectively.

nodes is given by the mean of this hop distribution $\bar{h} = \frac{1}{N-1} \sum_{k=1}^{\infty} k\mu_k$. We have therefore established a link between the typical hop distance \bar{h} and the k -hop mean degree (9). Notice that if the network is not fully connected (i.e. $\mu_\infty \neq 0$) then \bar{h} diverges.

V. NUMERICAL ANALYSIS

In the simulations that follow, we independently and uniformly generate the spatial and orientation coordinates of $N = \lfloor \rho V \rfloor$ nodes in a circular domain \mathcal{V} of area $V = \pi R^2$ and radius $R = 10$ using $\beta = 1$. Whenever a randomly generated number $\zeta \in [0, 1] \leq H_{ij}$, nodes i and j are paired up (see Fig. 1). This guarantees that the network links are statistically independent. The resulting undirected graph connections are stored in a symmetric adjacency matrix from which we extract useful network observables such as the k -hop degree of each node. In order to keep our results free of boundary effects, we use values drawn from nodes situated away from the border of \mathcal{V} as done in [10]. Finally, we improve our statistics by repeating the above process in a Monte Carlo fashion.

In the left panel of Fig. 2 we plot the simulation results for μ_k for $k = 1, 2, 3$, as functions of the node density ρ for $\eta = 3$. μ_1 increases linearly and the isotropic case is slightly higher (10%) than the anisotropic one. The two straight lines are plotted using (3). μ_2 and μ_3 increase super-linearly and the anisotropic case is higher by 20% and 35% than the isotropic one at $\rho = 4$ respectively. For μ_2 , the two curves are obtained by numerically integrating (6), and for μ_3 they are fitted to $a - b\rho^{1/3} + c\rho$ for constants $a, b, c > 0$

The middle and right panels of Fig. 2 shows in different colors the gain (isotropic or anisotropic) which maximizes μ_k in the parameter space of (ρ, η) for $k = 1, 2$. Looking at the middle panel of Fig. 2, it is clear that for $\eta > 2$ networks with isotropic antennas will typically have a higher 1-hop mean degree than with anisotropic radiation patterns. Significantly, this characterization is independent of the density ρ . For $k = 2$ however, anisotropic patterns are superior and occupy more and more space at higher node densities. We therefore reach the following non-trivial conclusion: *multihop accessibility is intensified for directional antennas, especially at high node densities*. We expect that the more directional G is, the better its multi-hop accessibility will be in the dense regime. The mechanism by which this occurs is simple: 1) Fixed η : as

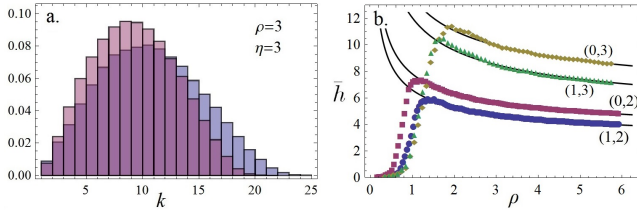


Fig. 3. *Left:* Comparison of the hop distribution between isotropic (blue bars) and anisotropic (purple bars) networks using $\rho = \eta = 3$. The y -axis therefore gives the probability that two randomly selected nodes are k -hops apart. *Right:* Plot showing the typical hop distance \bar{h} as a function of the node density ρ for different values of (ϵ, η) with fitted black curves for $\sim \rho^{-1/2}$.

node density ρ increases, the next hop node is more likely to be oriented in a better direction (than from the forwarding node), resulting in better performance (in terms of reachability) of networks with anisotropic antennas. 2) *Fixed ρ :* high path loss exponent η degrades the performance of both radiation patterns, but does so more for the anisotropic one. This is because concentrated beams are more likely to be obstructed in cluttered environments resulting in better performance of networks with isotropic antennas.

Fig. 3a. shows the hop distribution obtained from a collection of networks generated using $\rho = \eta = 3$ thus giving further insight into the comparison of reachability and network connectivity for isotropic and anisotropic antennas. Recall that each bar in the histogram corresponds to the mean k -hop degree μ_k . As expected, μ_1 is slightly larger for the isotropic case (blue) since $\eta > 2$. For $k > 1$ the anisotropic distribution is skewed to the left indicative of the reachability benefits of networks with anisotropic antennas. Physically this means that the resulting network has shorter paths (in terms of hops) between pairs of nodes; a clear indicator of potential gains in end-to-end delay subject to efficiently designed MAC and routing protocols [9]. Fig. 3b. shows plots of the typical hop distance $\bar{h}(\rho)$ for different values of (ϵ, η) . \bar{h} rapidly increases to a maximum at which point the network is fully connected, and then slowly decays like $\sim \rho^{-1/2}$, thus confirming Chandler’s conclusion [3]. It is clear however that the typical hop distance \bar{h} is about 15% less in mesh networks with randomly oriented directional antennas.

VI. CONCLUSIONS AND DISCUSSION

In this letter we have studied the multihop connectivity of networks with directional antennas. Specifically we have focused on random beamforming strategies where nodes choose the direction of radiation at random; a practical solution when no *a priori* node location information is available or in random uncontrolled (e.g. air-dropped) WSN deployments. We have developed a general mathematical framework and investigated the interplay between node density ρ , antenna directivity G , and the pathloss exponent η . To this end, we have shown that random beamforming strategies can substantially improve multihop coverage, reachability, and also reduce the typical hop distance between nodes, thus improving end-to-end delay and signalling overheads. Significantly, we have obtained closed form expressions for the expected one- and two- hop mean degree thus enabling further design optimization of

large wireless networks with randomly oriented directional antennas. Furthermore, knowledge of such statistics can be used to make MAC and routing protocols *smarter*. In the future, it would certainly be interesting to confirm our findings using packet-level network simulators, e.g. ns3, or even in real experimental test-bed deployments. It would further be interesting to extend this theoretical work on randomly oriented directional antennas to interference limited wireless networks by means of stochastic geometry methods.

APPENDIX I

2-HOP MEAN DEGREE FOR THE HARD DISK MODEL

Consider the hard disk connection morel given by $H_{ij} = 1$ if $r_{ij} < r_0$ and 0 otherwise and substitute it into (6) to get

$$\mu_2 = 2\pi\rho \int_{r_0}^{2r_0} r_{ij} \left(1 - e^{-\rho A(r_{ij})}\right) dr_{ij} \quad (\text{I.11})$$

where $A(r_{ij}) = 2r_0^2 \arccos \frac{r_{ij}}{2r_0} - \frac{r_{ij}}{2} \sqrt{4r_0^2 - r_{ij}^2}$ is the intersection area of two overlapping circles of radius r_0 , a distance r_{ij} apart. As $A(r_{ij})$ appears in the exponential of (I.11), the dominant contribution to μ_2 at high node densities will be due to a situation when there is little to no overlap between the communication regions of nodes i and j i.e. when $A(r_{ij}) \ll 1$ and a common 1-hop neighbour is unlikely. We therefore expand $A(r_{ij})$ near $r_{ij} \approx 2r_0$ and obtain $A(r_{ij}) \approx \frac{4\sqrt{r_0}}{3}(2r_0 - r_{ij})^{3/2}$. Substituting this into (I.11) we get

$$\begin{aligned} \mu_2 &\approx 2\pi\rho \int_{r_0}^{2r_0} r_{ij} \left(1 - e^{-\rho \frac{4\sqrt{r_0}}{3}(2r_0 - r_{ij})^{3/2}}\right) dr_{ij} \\ &= 3\pi\rho r_0^2 - 2\pi(2r_0)^{2/3} \Gamma(2/3) (\rho/3)^{1/3} + \mathcal{O}(\rho^{-1/3}), \end{aligned}$$

since $A(r_{ij} > 2r_0) = 0$. In the 3D network case we get $\mu_2 \sim 28/3\pi\rho r_0^3 - 8\pi r_0^{3/2} \sqrt{2\rho}$.

REFERENCES

- [1] M. Penrose, *Random geometric graphs*, vol. 5. Oxford University Press, 2003.
- [2] M. Younis and K. Akkaya, “Strategies and techniques for node placement in wireless sensor networks: A survey,” *Ad Hoc Networks*, vol. 6, no. 4, pp. 621–655, 2008.
- [3] S. Chandler, “Calculation of number of relay hops required in randomly located radio network,” *Electron. Lett.*, vol. 25, no. 24, pp. 1669–1671, 1989.
- [4] G. Mao, Z. Zhang, and B. D. Anderson, “Probability of k -hop connection under random connection model,” *IEEE Commun. Lett.*, vol. 14, no. 11, pp. 1023–1025, 2010.
- [5] R. Vilmann, C. Bettstetter, D. Medina, and C. Hartmann, “Hop distances and flooding in wireless multihop networks with randomized beamforming,” in *In Proceedings of MSWiM 05, Quebec, Canada*, pp. 20–27, ACM, 2005.
- [6] X. Zhou, S. Durrani, and H. M. Jones, “Connectivity analysis of wireless ad hoc networks with beamforming,” *IEEE Trans. Veh. Technol.*, vol. 58, no. 9, pp. 5247–5257, 2009.
- [7] J. Coon and C. Dettmann, “On the connectivity of 2-D random networks with anisotropically radiating nodes,” *IEEE Commun. Lett.*, vol. 17, no. 2, pp. 321–324, 2013.
- [8] O. Georgiou, C. P. Dettmann, and J. P. Coon, “Connectivity of confined 3D networks with anisotropically radiating nodes,” *IEEE Trans. Wireless Commun.*, vol. PP, no. 99, pp. 1–1, 2014.
- [9] A. Bachir, M. Dohler, T. Watteyne, and K. Leung, “Mac essentials for wireless sensor networks,” *Commun. Surveys Tuts., IEEE*, vol. 12, pp. 222–248, Second 2010.
- [10] C. Bettstetter, C. Hartmann, and C. Moser, “How does randomized beamforming improve the connectivity of ad hoc networks?,” in *Proceedings of ICC 2005.*, vol. 5, pp. 3380–3385, IEEE, 2005.