

Generalized modeling of empirical social-ecological systems

Steven J. Lade, Susa Niiranen, Maja Schlüter

July 21, 2018

Abstract

Modeling social-ecological systems is difficult due to the complexity of ecosystems and of individual and collective human behavior. Key components of the social-ecological system are often over-simplified or omitted. Generalized modeling is a dynamical systems approach that can overcome some of these challenges. It can analyze qualitative system dynamics such as regime shifts despite incomplete knowledge of the model's constituent processes, but has been used primarily in theoretical contexts. Here, we review generalized modeling and use a recent study on the Baltic cod fishery's boom and collapse to demonstrate its application to modeling the dynamics of empirical social-ecological systems. These empirical applications demand new methods of analysis suited to larger, more complicated generalized models than is common in theoretical contexts. Generalized modeling is a promising tool, in both participatory and research settings, for rapidly developing mathematically rigorous, process-based understanding of a social-ecological system's dynamics despite limited knowledge of the system.

1 Introduction

Humanity relies on the earth's biophysical processes for a range of 'services' ranging from the fulfillment of basic physiological needs such as food and water to facilitating the cultural and spiritual interactions that help bind societies [Millennium Ecosystem Assessment, 2005]. At the same time, these biophysical processes are being affected by humans on a dramatic scale [Steffen et al., 2015b,a]. To understand and manage biophysical systems such as natural resources, or to understand today's human welfare problems, therefore often requires acknowledging that these systems are part of interlinked social-ecological systems [Berkes and Folke, 1998].

The dynamics and dynamical stability of social-ecological systems are particularly critical to understand [Folke et al., 2010]. For example, a sustainable social-ecological system may be associated with the stability over time

of a desirable basin of attraction [Derissen et al., 2011], while regime shifts, such as the collapse of a fishery, are often associated with loss of stability [Scheffer et al., 2001, Scheffer and Carpenter, 2003]. Dynamical stability has already been an object of research in theoretical ecology for decades [Holling, 1973, May, 1972, Scheffer et al., 2001] and is receiving increasing attention in studies of human decision-making [Kelso, 1997, Scherbaum et al., 2008]. Recently, change in stability, via statistics of time series such as variance and autocorrelation of time series [Kuehn, 2011], has been used as an early warning signal for sudden changes in dynamical patterns [Dakos et al., 2012, Scheffer et al., 2009, Scheffer and Carpenter, 2003].

Dynamical modeling of social-ecological systems can however be a difficult undertaking [Schlüter et al., 2012]. Both individual and collective human behavior and ecological and biophysical dynamics are extremely complex and context-dependent where our knowledge of interactions is highly partial and uncertain. Integrating human behavior with ecological dynamics is additionally complicated because the two domains often involve dramatically different theories and conceptual backgrounds as well as different types and amounts of available data. Modeling approaches often deal with this complexity by over-simplifying the system, or by omitting one domain altogether [Schlüter et al., 2012]. The resulting models often are of only theoretical interest without clear validation from or significance for case studies, lack a complete understanding of processes driving the social-ecological system's dynamics, or stop at a qualitative level such as causal loop diagrams and do not proceed to a quantitative model at all.

Here, we show how the generalized modeling approach [Gross and Feudel, 2006, Kuehn et al., 2013] can overcome many of the challenges involved in modeling empirical social-ecological systems. Already extensively used in ecology [Gross et al., 2009b, Stiefs et al., 2010, Yeakel et al., 2011, 2014], generalized modeling is a type of dynamical systems approach that is well suited to research questions involving the roles of processes and feedbacks in dynamical patterns such as attractors, regime shifts, and oscillatory dynamics. Because a generalized model does not require full specification of the functional forms of these processes, social and ecological components can be modeled and empirically grounded at comparable levels of complexity despite differing levels of knowledge of and data availability. Generalized modeling can be used to investigate qualitative system behavior in relatively data-poor systems, or as a first modeling exercise preceding a more complicated model. As we will show, development of a generalized model is also well suited to a collaborative or participatory process involving participants with different areas of knowledge.

We illustrate the application of the generalized modeling approach using recent work we undertook on modeling the collapse of the cod fishery in the Baltic Sea [Lade et al., 2015]. In the early 1980s, the biomass of cod in the Baltic Sea reached previously unseen levels. The cod stock persisted at this high level for several years before suddenly and dramatically collapsing in the late 1980s to levels from which there has been little recovery even to the present day [Eero et al., 2008, Möllmann et al., 2009, SOU, 1993]. During the boom and collapse, regulation of the fishery was ineffective or non-existent, but government

subsidies encouraged expansion of the fishing fleet [SOU, 1993]. In the study, we sought to understand the role of social dynamics in the boom and collapse of the social-ecological system constituted by the cod fishery, in contrast to the usually exclusively ecological studies of the system.

We first review the mathematical foundations and basic procedure of generalized modeling. We then describe how generalized modeling can be applied to empirical social-ecological systems. The modeling process begins with model construction, through model conceptualization, formalization into a generalized model, and parameterization. Using the Baltic cod fishery case as an example, we describe the particular advantages and challenges involved in applying generalized modeling to empirical social-ecological systems. We then introduce several analyses that can be applied to a generalized model, the application of some of which are described here for the first time in detail. Finally, we reflect broadly on our experience using generalized modeling for the Baltic cod fishery case study and the potential of generalized modeling for empirical social-ecological systems more broadly.

2 Generalized modeling overview

A conventional dynamical systems approach to analysing stability involves: selecting functional forms and parameters for the dynamical model; solving the resulting model for a fixed point; and then calculating the stability at the fixed point using the Jacobian matrix (matrix of derivatives) at the fixed point. Generalized modeling instead directly parameterizes the Jacobian matrix, as will be explained in more detail in the next section. In this manner, stability can be estimated both more quickly and with fewer model assumptions (in particular, no functional forms are required) than in a conventional model. On the other hand, a generalized model is insufficiently specified to produce the time series output that is commonly associated with dynamical system models. Generalized modeling also avoids the reliance on long, high-quality time series of early warning approaches [Dakos et al., 2014] and allows for the incorporation of other types of information by using a model-based approach [Boettiger and Hastings, 2013] to estimate stability.

Although generalized modeling is (usually) used to estimate stability of a fixed point, the social-ecological system need not reside precisely at the fixed point. The social-ecological system may fluctuate within a basin of attraction about the fixed point; the stability of the fixed point is used as a measure of the stability of the basin of attraction [Scheffer and Carpenter, 2003]. The value of the fixed point may also slowly change in time due to the effects of what are called slow variables and drivers in the resilience literature [Walker et al., 2012], which has a formal mathematical counterpart in the fast-slow time scale decomposition [Kuehn, 2011].

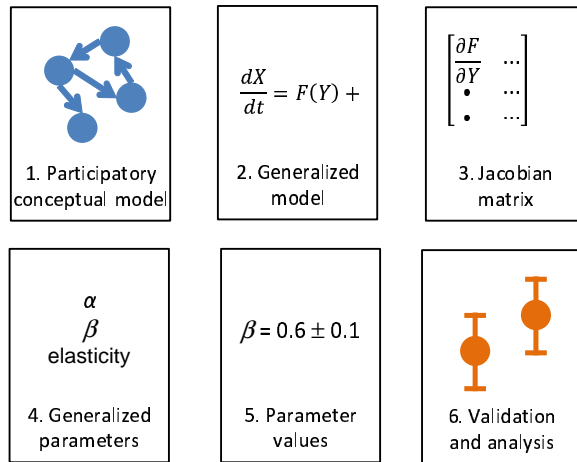


Figure 1: Summary of the generalized modeling procedure.

3 Model construction

In this section, we review the steps involved in the construction and parameterization of a generalized model of an empirical social-ecological system (Fig 1). We illustrate the model construction process using a recent study [Lade et al., 2015] in which generalized modeling was used to investigate the roles of social and ecological processes and feedbacks in maintaining the boom and triggering the collapse of cod stocks in the Baltic Sea. Generalized modeling is well suited to such a research question, because of its focus on processes and feedbacks and because persistence and collapse can be readily interpreted in terms of stability.

Our review is mostly qualitative. The formal mathematical foundation of generalized modeling has been described many times elsewhere [Gross and Feudel, 2006, Kuehn et al., 2013, Lade et al., 2013].

3.1 Conceptual model

The structure of the generalized model needs first to be identified: the important state variables in the system, the processes which affect those state variables, and with which state variables these processes interact. In previous literature on generalized modeling this step has generally been overlooked. Modeling social-ecological systems, however, requires a large variety of disciplinary knowledge, and modeling an empirical case requires careful decisions about research questions, system boundaries, and the level of detail of the description.

In the Baltic study, a group with expertise on the ecological, political, economic, and sociological aspects of the Baltic Sea was assembled. The group developed a collective causal loop diagram [Sterman, 2000] outlining the impor-

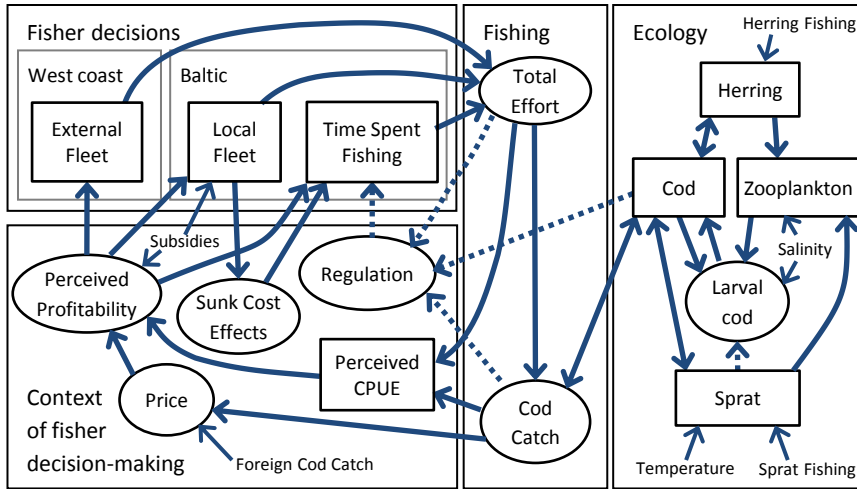


Figure 2: Simplified version of the collaboratively developed causal loop diagram for the Baltic cod fishery social-ecological model. Arrows indicate the direction of influence of one quantity on another. Boxes indicate state variables treated as stocks; ovals denote intermediate variables; smaller text indicates drivers. Dotted lines indicate interactions included in hypothetical model ‘experiments’. CPUE denotes Catch Per Unit Effort. Reproduced from Lade et al. [2015].

tant entities and interactions affecting the dynamics of the Baltic cod fishery during the 1980s [Lade et al., 2015] (simplified version shown in Fig. 2). Causal loop diagrams conceptualize social-ecological systems in terms of stocks or variables and relationships between those variables, which can be readily converted into a generalized model. Furthermore, causal loop diagrams are often used to assess feedbacks within social-ecological systems and many researchers are already familiar with them. This success demonstrated that generalized modeling can be successfully used in collaborative or participatory settings.

To illustrate this model construction process, let us focus on the processes driving a small part of the generalized model: the state variable LocalFleet (Fig 2) representing the size of the local fishing fleet. In the study, we focused on the Swedish fishing fleet as this was the fleet for which we had the most knowledge and data. We decided to distinguish this fishing fleet from the external (Swedish west coast) fleet, which fished mostly in the North Sea but opportunistically moved into the Baltic, for example in response to changes in licensing conditions in the North Sea. We assumed a primarily economic motivation for fisher decisions on fleet size, such that fisher investment in fleet and gear depended on the fishers’ perception of profitability in the fishery. Government subsidies for these investments, which were substantial at the time [Lade et al., 2015], were also assumed to affect changes in fleet size. Decreases in fleet size due to degradation and decommissioning were not included due to these processes

operating on a longer time scale than the cod fishery’s boom and collapse.

3.2 Generalized model

The state variables and processes graphically represented in the conceptual model need to be mathematically represented in a generalized model. In this context, a generalized model is a system of differential equations in which functional forms are not specified, but rather represented by ‘placeholder’ functions. In the Baltic cod fishery study, the equation for the dynamics of the LocalFleet state variable described above had the following form (the complete generalized model is in Lade et al. [2015]):

$$\frac{d\text{LocalFleet}}{dt} = \text{FisherInvestment}(\text{PerceivedProfitability}) + \text{InvestmentSubsidies}. \tag{1}$$

3.3 Jacobian matrix

The generalized modeling approach then assumes the existence of a fixed point [Kuehn et al., 2013]. and the Jacobian matrix of the generalized model is symbolically calculated at the fixed point. As described in Sec. 2, however, this assumption does not require that the empirical social-ecological system resides precisely at the fixed point.

Additionally, all state variables are formally rescaled in terms of their values at the fixed point [Kuehn et al., 2013]. (If X has values X^* at the fixed point, the change of variables $X \rightarrow X/X^*$ is performed.) This step does not affect the values of the generalized parameters introduced below, nor as was recently recognized [Lade et al., 2013] is it needed in order to calculate eigenvalues. Rescaling is advantageous because the values of state variables at the fixed points are become unnecessary to calculated eigenvectors and other generalized modeling outputs described below. Elements of the Jacobian’s eigenvectors, after rescaling, become expressed in fractional (fraction of the value of the state variable at its steady state) rather than absolute units.

To calculate the Jacobian matrix, we need the derivatives of the right-hand-side with respect to the other state variables. In the case of Eq. (1), we begin by taking the differential of the right-hand-side. Since InvestmentSubsidies is a driver, it is assumed to be constant in the stability analysis, and we obtain

$$\begin{aligned} d\text{RHS} &\equiv d(\text{FisherInvestment} + \text{InvestmentSubsidies}) \\ &= \frac{d\text{FisherInvestment}}{d\text{PerceivedProfitability}} d\text{PerceivedProfitability}. \end{aligned} \tag{2}$$

PerceivedProfitability is, however, only an intermediate variable, itself depending on other state variables. If deriving the Jacobian by hand, this process would need to be repeated until only differentials of state variables appeared on the right-hand side, from which the derivatives needed for the Jacobian could be read off. In the Baltic Sea model, this process was partially automated.

3.4 Generalized parameters

The entries in the Jacobian are next re-written in terms of the more easily interpreted ‘generalized parameters’. Here, we use three types of generalized parameters:

- α parameters, which represent the characteristic time scale for changes in a state variable.
- β parameters, which compare the strengths of multiple processes that are acting on a state variable. Usually, all the processes with positive sign are compared against each other and all the processes with negative sign are compared.
- Elasticity parameters, which characterize the non-linearity of the process. They take the general form

$$H_X = \frac{X}{H} \frac{\partial H}{\partial X}$$

for the function $H(X)$ with respect to state variable X . For example, a function $H(X) = aX^n$ has elasticity n everywhere, while the Holling type II function $H(X) = aX/(b + X)$ has elasticity in the range $[0, 1)$ for $b, X > 0$.

The generalized parameters are parameters like in a conventional simulation model, except that they parameterize the Jacobian matrix directly, rather than parameterizing functional forms like ‘conventional’ parameters do. Consequently, the generalized parameters can parameterize the entire class of models that give rise to that Jacobian matrix, rather than just a single model formulation as is usually the case in conventional models [Kuehn, 2011].

For Eq. (2), a suitable choice of generalized parameters is

$$\begin{aligned} \alpha[\text{LocalFleet}] &= \frac{\text{FisherInvestment} + \text{InvestmentSubsidies}}{\text{LocalFleet}} \\ \beta[\text{LocalFleet}] &= \frac{\text{FisherInvestment} + \text{InvestmentSubsidies}}{\text{FisherInvestment}} \\ \text{FI}_{\text{PP}} &= \frac{d\text{FisherInvestment}}{d\text{PerceivedProfitability}} \frac{\text{PerceivedProfitability}}{\text{FisherInvestment}}, \end{aligned}$$

where the last parameter denotes the elasticity of FisherInvestment with respect to PerceivedProfitability, the differential can be rewritten

$$d\text{RHS} = \alpha[\text{LocalFleet}] \times \beta[\text{LocalFleet}] \times \text{FI}_{\text{PP}} \times d\text{PerceivedProfitability}.$$

3.5 Parameterization

Values or ranges are then estimated for the generalized parameters. In the Baltic cod fishery study, a range of social (such as fleet composition, subsidy

and income data) and ecological (such as catch and diet data) data were used to estimate generalized parameters [Lade et al., 2015]. Generalized parameters were estimated for two periods: during the cod boom, and at the start of the cod collapse. We were careful not to apply the generalized model to other periods of the cod collapse, as the fishery clearly was not at or near a stable state during this time.

The available data for the generalized parameters fell into four broad categories. In each case, a value was assigned to the generalized parameter together with a range specifying a uniform distribution that was later used for uncertainty analysis.

- Parameters for which annual data was available, mostly ecological parameters based on catch and stock assessment data. Estimates of the generalized parameter were calculated from each year. The generalized parameter was assigned the mean of the estimates with a range given by the extremes of the estimates.
- Parameters for which only qualitative information or a single quantitative estimate, such as fleet composition from a single year, was available. Parameter values and distributions were assigned on a case by case basis. For example, sometimes although quantitative data available it was known to be an underestimate.
- Some parameters were given by the definition of variables in the model. For example, total effort is defined by number of vessels multiplied by time spent fishing. The elasticities of total effort with respect to number of vessels and time spent fishing were both set to 1, with range of zero width about 1.
- For the small number of parameters for which no empirical or theoretical data was available, a uniform distribution was assigned: for beta parameters, nominal value 0.5 and range 0 to 1; for elasticities, nominal value 1 with range 0.5 to 2.

4 Model validation and analysis for large generalized models

We now describe methods of analysis suitable for a large, empirically based generalized model such as the Baltic Sea cod fishery case (step 6 of Fig. 1). The methods include both long-standing approaches and methods first used on a generalized model in the Baltic Sea study [Lade et al., 2015]. In addition to estimating stability via eigenvalues (Sec. 4.1), we introduce analyses that explore the contributions to social-ecological system stability of subsystems (Sec. 4.2), feedbacks (Sec. 4.4), and individual links or parameters (Sec. 4.6). Eigenvector analysis allows a shift on focus to the roles of individual state variables

(Sec. 4.3); uncertainty analysis quantifies the degree of confidence in model outputs (Sec. 4.5); and model experiments can be used to explore the consequences hypothetical modeling assumptions (Sec. 4.7).

Results from these analyses can also be used to validate the generalized model, by comparing the model’s predicted patterns against the observed dynamics. Because a generalized model does not produce time series output like a conventional simulation model, validation of the model must proceed differently. The output of a generalized model instead consists of predictions of dynamical patterns: stable fixed points, loss of stability, oscillatory dynamics, and so on. (In this sense, generalized modeling is somewhat similar to the pattern-oriented modeling of agent-based models [Grimm et al., 1996, 2005].) Stability, as measured via eigenvalues, will be used to validate the Baltic cod fishery model, as described in the next section.

4.1 Eigenvalues

4.1.1 Theory

A key output of a generalized modeling analysis is the eigenvalues of the Jacobian matrix. Eigenvalues are commonly used, both in conventional dynamical models and generalized models, to indicate stability of fixed points [Kuznetsov, 2010]. For a continuous time formulation as was used in the Baltic cod fishery model, if the real parts of all eigenvalues are negative then the fixed point is stable. A purely real eigenvalue crossing the imaginary axis (that is, acquiring positive real part) corresponds to a fold bifurcation in the attractor landscape of the system, which is in turn often associated with regime shifts such as fishery collapses¹ [Biggs et al., 2012, Scheffer and Carpenter, 2003]. The eigenvalue with largest real part is therefore an indicator of stability (more precisely, instability, since a positive real part corresponds to an unstable fixed point).

Previous analyses of large generalized models [Gross et al., 2009b, Zumsande and Gross, 2010, Yeakel et al., 2014] used a dichotomous measure of stability: those combinations of parameters which led to an eigenvalue with positive real part were labeled ‘unstable’, otherwise the parameter combination was ‘stable’. The tendency of systems to be stable across a range of generalized parameters was studied. In cases where the modeling aim is instead to estimate stability in a specific empirical case, however, such a dichotomous stability measure may be unable to identify changes in the stability of the system with sufficient detail. Consider estimating the eigenvalues of a system at several time points before a fold bifurcation. With a dichotomous measure, the decline in stability could not be measured; only the final collapse would be reported. Indeed even the eigenvalues estimated from simulations of a theoretical system undergoing a fold bifurcation may never actually display positive real part [Lade and Gross,

¹A pair of complex conjugate eigenvalues crossing the imaginary axis corresponds to a Hopf bifurcation [Kuznetsov, 2010], which is often associated with the emergence of oscillations such as in a predator-prey system [Fussmann et al., 2000]. It is a fold bifurcation, however, that we found in the Baltic cod fishery case.

2012]. For empirical application to specific social-ecological systems, such as in the Baltic cod fishery case, we recommend using the real part of the dominant eigenvalue as an indicator of stability.

A continuous stability measure is, however, susceptible to localized modes of the social-ecological system, which a dichotomous measure is not. Localized modes are dynamics involving a small part of the full social-ecological system that are often a result of symmetries in the model’s construction [Aufderheide et al., 2012]. They are often not representative of the dynamics of the full social-ecological system, but nevertheless can lead to an eigenvalue at or near zero that can register as the dominant eigenvalue. Systematically detecting and assessing localized modes, and selecting appropriate eigenvalues as stability indicators, is ongoing work [Aufderheide et al., 2012] that is important for future development of the generalized modeling approach. Alternatively, localized modes with zero eigenvalues may indicate that inappropriate modeling assumptions are being made [Gross et al., 2009a].

Finally, we motivated the use of eigenvalues by noting that regime shifts are often associated with fold bifurcations. There are according to the resilience literature two recognized mechanisms, however, by which a system can ‘tip’ or undergo a ‘regime shift’ into a new state [Biggs et al., 2012]. In one mode, drivers change the stability landscape of the system through a bifurcation so that the previously stable state disappears and the system must transition into a new state. In a second mode, not necessarily associated with a bifurcation, drivers cause a rapid shock directly to state variables of a system that push it out of a stable state into a new state. Following Ashwin et al. [2012], we refer to these two modes as B-tipping (for bifurcation) and N-tipping (for noise) respectively². N- and B-tipping are of course not entirely independent. A system approaching a B-tip is also at increased risk of an N-tip, and is likely to tip due to noise before the bifurcation point is actually reached. However these two theoretical modes of tipping focus attention on different criteria and methods for validation and analysis of the model, as described here and also in the eigenvector tests below.

4.1.2 Validation of the Baltic cod fishery model

Instability, as measured by eigenvalues, was used as a validation test for the model of the Baltic cod fishery [Lade et al., 2015]. The fishery model was expected to have been stable during the cod boom, since the boom persisted over the longest time scale in the model, the reproductive cycle of cod. This was predicted by the model (Fig 3a, SES column). Another validation test was the change in stability of the fishery at the start of the collapse, at which point the instability should have increased. The fishery model indeed showed increased instability, in fact passing the threshold from stable to unstable, at the beginning of the collapse (Fig 3b, SES column). This was strong support for the

²A third mode of tipping, where drivers cause a rapid shift in the position of the basin of attraction [Scheffer et al., 2001], can also be associated with increased eigenvalue [Kéfi et al., 2013] and therefore we expect it to be detected by the methods for B-tipping.

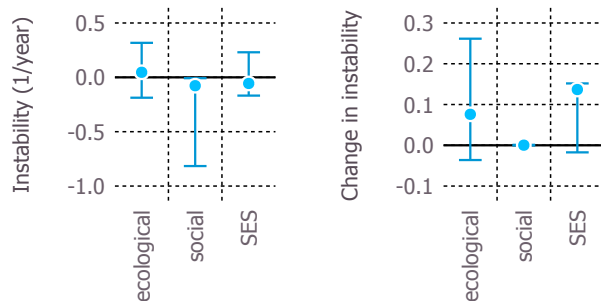


Figure 3: **Eigenvalues and system decomposition for the generalized model of the Baltic Sea cod fishery.** (a) Dominant eigenvalues (instabilities) at the cod boom and (b) changes in dominant eigenvalues at the start of the collapse compared to the cod boom in the ecological, social and coupled social-ecological systems. Reproduced from Lade et al. [2015].

validity of the model, and for a regime shift via B-tipping in particular.

As anticipated above, the Baltic cod fishery model indeed displayed a localized mode, due to symmetry between two state variables, as well as a second mode that became localized during model experiments (Fig 4). In the Baltic cod fishery model the task of selecting the appropriate eigenvalue to use for reporting stability was however straightforward. After eliminating the zero eigenvalue of the localized mode, the next dominant eigenvalue was a purely real eigenvalue that, continuation of that eigenvalue showed, became unstable at the start of the collapse [Lade et al., 2015].

4.2 System decomposition

Social-ecological systems, as a framework for analysis, are believed to be important because of the feedbacks and the dynamics that emerge due to the coupling between the social and ecological systems [Levin et al., 2012, Berkes and Folke, 1998]. Generalized modeling allows the importance of the social-ecological coupling to be simply tested by decomposing the system into decoupled social and ecological systems and analyzing the behavior of these decoupled systems.

Formally, submatrices (subsets of the full matrix’s rows and columns) corresponding to the social and ecological subsystems are extracted from the full social-ecological system’s Jacobian matrix. The submatrices obtained correspond to the Jacobian matrices of subsystems with fixed input from the rest of the system. Exploring an alternative fixed point, such as complete disconnection with zero input from the other subsystem, would likely involve Jacobian matrices with different values³. The submatrices obtained can then be subjected to any of the analyses described in this section.

In the Baltic cod fishery, the submatrices’ eigenvalues were calculated to assess the contributions of the decoupled systems to the social-ecological sys-

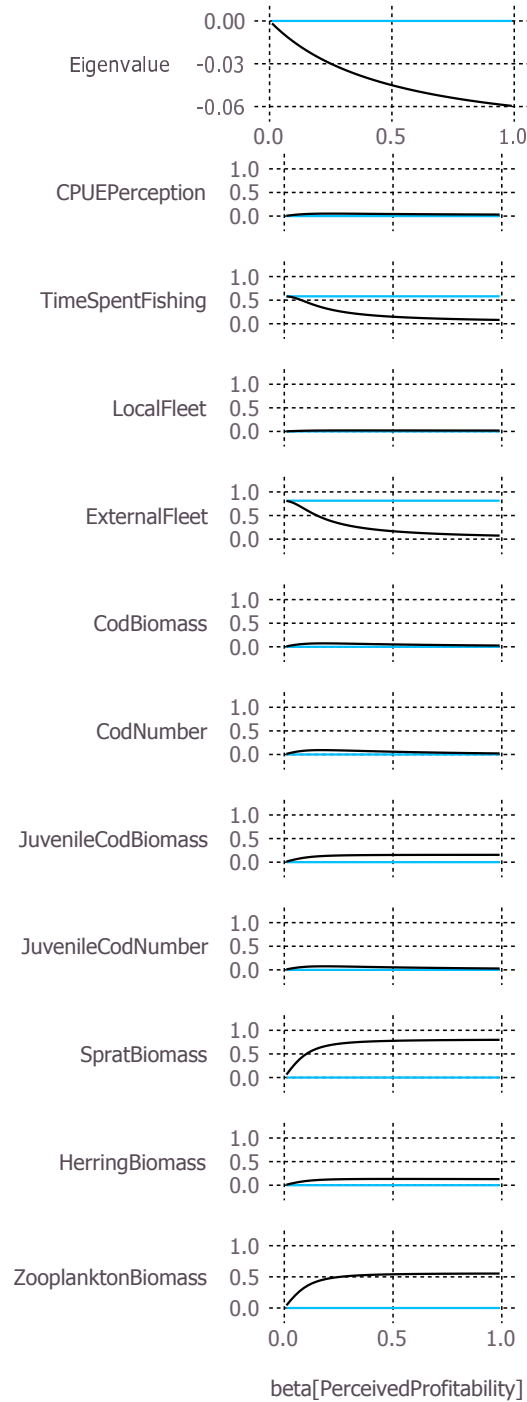


Figure 4: **Localized eigenvectors.** (top row) Two eigenvalues of the Baltic Sea cod fishery generalized model [Lade et al., 2015] and (other rows) the absolute values of the components of their eigenvectors, as a function of the generalized parameter $\beta[\text{PerceivedProfitability}]$. One of the eigenvectors (blue line) is a localized eigenvector (localized to the state variables `TimeSpentFishing` and `ExternalFleet`) for all values of the parameter. For intermediate values of the parameter, the other eigenvector (black line) is delocalized across both the ecological and social parts of the system. At high or low values of the parameter, however, the eigenvector becomes localized to two state variables in the ecological or social parts of the system, respectively.

tem’s overall stability. The decoupled ecological (respectively, social) systems correspond to that subsystem with constant fishing effort from the social system (respectively, constant cod availability from the ecological system). Results demonstrated that during the boom the decoupled ecological system may in fact have been unstable, only yielding a stable coupled social-ecological system due to the stabilizing effect of the social system (Fig 3a). Results also showed that the instability in the coupled social-ecological system may, remarkably, have increased more than either of its component sub-systems (Fig 3a). These results are discussed at length in Lade et al. [2015].

4.3 Eigenvectors

The eigenvalues λ_k of the Jacobian matrix represent dynamical modes of a social-ecological system. They are a system-level property and do not distinguish the contribution of individual state variables to the social-ecological system’s dynamics. Each eigenvalue, however, has associated with it a pair of eigenvectors, a right eigenvector $\mathbf{v}^{(k)}$ and a left eigenvector $\mathbf{w}^{(k)}$ [Wong, 1997] that do resolve state variables.

The elements of a left eigenvector indicate the pattern of perturbations that must be applied to the state variables to excite exactly that mode. The elements of a right eigenvector indicate the extent to which the state variables are affected by that mode [Kampmann and Oliva, 2009, Aufderheide et al., 2013]. In a social-ecological system undergoing a B-tipping regime shift, the right eigenvector corresponding to the dominant eigenvalue can be used to predict the direction in which the system’s state variables are expected to change at the time of the collapse (the ”collapse direction”).⁴

Mathematically, the right eigenvectors of any unstable eigenvalues span the unstable eigenspace of the fixed point [Solari et al., 1996]. The eigenspace, however, includes both positive and negative (parallel and antiparallel) multiples of the eigenvector; the dominant right eigenvector therefore can only indicate how state variables will move *relative to each other*. Resolving absolute directions would require analyzing the model to higher orders than the linear analysis usually provided by generalized modeling [Zumsande, 2011].

An additional caveat is that eigenvectors are a linear analysis, only predicting

³Formally, for a system comprised of two subsystems \mathbf{x} and \mathbf{y} such that $d \begin{bmatrix} \mathbf{x} \\ \mathbf{y} \end{bmatrix} / dt = \begin{bmatrix} \mathbf{f}(\mathbf{x}, \mathbf{y}) \\ \mathbf{g}(\mathbf{x}, \mathbf{y}) \end{bmatrix}$, the Jacobian matrix is at the fixed point $(\mathbf{x}^*, \mathbf{y}^*)$ is

$$\begin{bmatrix} \frac{\partial \mathbf{f}}{\partial \mathbf{x}} & \frac{\partial \mathbf{f}}{\partial \mathbf{y}} \\ \frac{\partial \mathbf{g}}{\partial \mathbf{x}} & \frac{\partial \mathbf{g}}{\partial \mathbf{y}} \end{bmatrix} \Bigg|_{\mathbf{x}=\mathbf{x}^*, \mathbf{y}=\mathbf{y}^*}$$

The upper left submatrix is the same as the Jacobian of the subsystem with constant input from the rest of the system at the full system’s fixed point, $d\mathbf{x}/dt = \mathbf{f}(\mathbf{x}, \mathbf{y}^*)$ at $\mathbf{x} = \mathbf{x}^*$. It is generically different to that for the subsystem with zero input from the rest of the system, $d\mathbf{x}/dt = \mathbf{f}(\mathbf{x}, 0)$ at $\mathbf{x} = \mathbf{x}^*$.

⁴In the case of an N-tipping regime shift, if the shocks on the system are known, the response of the system to the shocks could be predicted using a press perturbation approach [Aufderheide et al., 2013].

the initial direction of the collapse as the social-ecological system leaves its previous attractor. The right eigenvector is therefore unlikely to be a reliable estimator for the magnitude of the change in state variables, and should only be used to predict direction. Even the direction of change, however, could easily switch due to non-linear effects.

Aufderheide et al. [2013] also proposed indicators based on a weighted combination of the eigenvectors from different modes. They define the *sensitivity* of state variable i to the rest of the system as $\log\left(-\sum_k |v_i^{(k)}|/\lambda_k\right)$ and the *influence* of state variable i on the rest of the system as $\log\left(-\sum_k |w_i^{(k)}|/\lambda_k\right)$. In a model of a social-ecological system, sensitivity could possibly be used as a measure of how strongly the state variables would respond to an intervention, and influence for how strongly an intervention on that state variable would affect the rest of the system.

In the case of the Baltic cod fishery it is known that the biomass of sprat increased dramatically at the same time as the collapse of the cod stock. The known trajectories of sprat and other state variables in the cod fishery were compared against the predicted collapse direction as a validation test for the cod fishery model [Lade et al., 2015].

4.4 Feedback loops

Graphical representations of social-ecological or other dynamical systems are often analyzed in terms of feedback loops. Feedback loops are pathways within a dynamical system in which changes in the value of any state variable in the loop affect the value of the same state variable, via the chain of variables indicated by the loop [Sterman, 2000]. Feedback loops are an intuitive method for understanding the origin of a system’s dynamics. They are an appealing concept for understanding how system-level dynamics emerge from the interactions of specific processes in the system.

‘Reinforcing’, ‘positive’ or ‘unstable’ loops magnify the initial disturbance, while ‘balancing’, ‘negative’ or ‘stable’ loops reverse the effect of the disturbance and tend to return the system to equilibrium. Feedback loops of a ‘non-reduced’ system include all intermediate variables in the loop description, while in ‘reduced’ systems only the state variables are indicated [Kampmann, 2012].

Feedback loops, however, are notoriously hard to systematically analyze [Kampmann and Oliva, 2009]. One of the most rigorous methods so far developed for analyzing feedback loops is Loop Eigenvalue Elasticity⁵ Analysis (LEEA) [Kampmann and Oliva, 2009, Kampmann, 2012]. The first step in applying LEEA to the Jacobian matrix produced by a generalized modeling analysis is identifying a complete set of feedback loops for the system. An immediate difficulty is that there is no unique ‘complete’ set of feedback loops. The Shortest Independent Loop Set (SILS) algorithm of Oliva [Oliva, 2004] produces

⁵The elasticities in LEEA and the elasticity type of generalized parameter share a common mathematical origin but their roles in model analysis and parameterization, respectively, should not be confused.

the smallest set of loops that are ‘independent’ of each other. An additional difficulty is that even within a particular loop set, the loops may not be very meaningful. For example, a pair of ‘phantom loops’ may have large elasticities but always cancel each other out [Kampmann and Oliva, 2009].

The second step in LEEA is estimating the sensitivity of a chosen eigenvalue (the dominant eigenvalue is often the choice made) to the strength of each loop. The elasticity of the eigenvalue to individual links is first estimated using an analytical approximation [Magnus, 1985, Kampmann, 2012]. The membership of links in the different loops is also known. The elasticity of the eigenvalue to loop strength can then be inferred [Kampmann, 2012].

In the Baltic Sea cod fishery case study, LEEA with SILS was applied to the (non-reduced) ecological and social subsystems as well as the social-ecological system [Lade et al., 2015]. Loop influence⁶, rather than elasticity, was calculated as this avoids singular results near zero eigenvalue [Kampmann and Oliva, 2009]. Meaningful results were obtained in the ecological and social-ecological analysis, but the results for the social system were harder to interpret due to the model’s structure: the feedback loops in the model’s social system all overlap, with alternative pathways only in two, separate, sections. Focusing instead on the alternative pathways, and calculating sensitivity of the eigenvalue to individual links within those pathways, gave better insight into the dynamics of the social system than analyzing the entire feedback loop.

4.5 Uncertainty analysis

A strength of generalized modeling as a tool for social-ecological system analysis is its ability to deal with uncertainty in the functional forms of processes in the social-ecological system. Analysis of the social-ecological system can proceed without detailed knowledge of the functional forms, requiring only estimates of these generalized parameters. Rigorous model analysis, however, quantifies uncertainties in knowledge of the system (specifically, in the values of the generalized parameters) and assesses their effects on the model outputs.

In the Baltic cod fishery model, uncertainties in the generalized parameters were estimated as described in Sec. 3.5 above. The propagation of these parameter uncertainties, which were additionally assumed to be uncorrelated, were propagated through to the model outputs (such as eigenvalues) using Monte Carlo sampling. This uncertainty analysis, being possibly the first treatment of uncertainties in a generalized model, was deliberately chosen to be simplistic and transparent, and is likely to overestimate uncertainties. More sophisticated methods may yield more accurate uncertainty estimates. In particular, Bayesian approaches may be well suited to treat the mix of quantitative and qualitative information that is often available in a generalized modeling analysis.

⁶Not to be confused with the influence based on the eigenvector analysis of Aufderheide et al. [2013] described above.

4.6 Sensitivity analysis

Sensitivity analyses examine how model outputs depend on individual model components, complementing analyses of the dependence of model output on larger model structures such as feedback loop analysis and system decomposition. Sensitivity analyses also complement uncertainty analysis in that they can apportion output uncertainty to different inputs [Saltelli et al., 2008].

Sensitivity analyses of complex models are often local due to computational cost, but local sensitivity analyses can be uninformative when the model output (here, stability) is a highly nonlinear function of its inputs (here, the generalized parameters). Global sensitivity analysis, where the entire parameter space is sampled, is generally preferable [Saltelli et al., 2008]. The calculation of the Jacobian matrix in a generalized model, where it is immediately obtained from the generalized parameters, is much faster than in conventional simulation models, where the location of the fixed point must be re-evaluated for each combination of input parameters, and allows for a global sensitivity analysis even with large numbers of parameters.

In the Baltic Sea case study, variance-based sensitivity analysis [Saltelli et al., 2008], which is a type of global sensitivity analysis, was applied to the social-ecological system during the cod boom. Variance-based sensitivity analysis decomposes the variance in the model output into contributions from each input parameter. Two sensitivity measures are usually reported for each parameter: the ‘main effect index’, the effect of varying that parameter alone, averaged over the other parameters; and the ‘total effect index’, the effect of that parameter together with the effects of all its interactions with other parameters [Saltelli et al., 2008]. The analysis was computationally fast, even though the model had over 100 parameters. The variance-based sensitivity analysis was complemented with a conventional local derivative sensitivity analysis to obtain information on the direction in which a parameter affects the stability.

4.7 Model experiments

The final type of generalized model analysis we introduce is model ‘experiments’, in which the structure of the social-ecological model itself is modified, or where generalized parameters are adjusted to values outside their empirically determined range. The purposes of such experiments could include testing the structural assumptions that constitute the social-ecological model, or exploring model behavior in plausible but hypothetical alternative model structures.

Although generalized modeling allows additional interactions and feedback loops to be added very easily, care must be taken regarding assumptions on the fixed point of the social-ecological model during experiments. If a model experiment were to involve changes in the fixed point of the system, the values of generalized parameters in the model will generically also change, as they depend strongly on the location of the fixed point. In theoretical studies where a large range of generalized parameter values are considered, this is not a problem, as the theoretical range is likely to also apply to the new fixed point. In empirical

studies, however, where generalized parameters are estimated at a specific fixed point (such as the cod boom), the previous estimate of the generalized parameter may not be accurate at the new fixed point.

We therefore recommend, in empirical studies, interpreting the model experiments as exploring a situation where *the system remains at the same fixed point but the processes in the model are configured differently*. Unlike typical simulation models, the generalized model is not used to extrapolate system dynamics to hypothetical regions of state space for which there is no empirical data available, but rather to explore the effects of different process configurations at the same location in state space.

For example, in the Baltic cod fishery case study where model experiments were used to explore the effects of fishery regulations [Lade et al., 2015], to ensure that the generalized parameters remain valid the experiments were interpreted as follows. The experiments explored an alternative Baltic Sea fishery, where all state variables (fish stocks, fisher effort levels, and fleet sizes) were the same as during the actual boom, but where regulation was an additional, strong factor influencing fisher decision making, implying compensatory changes in the strengths of other processes. A hypothetical situation where regulation had succeeded in reducing fishing effort and catch could not be investigated without requiring new estimates or unjustified extrapolations of generalized parameters.

5 Discussion

5.1 Generalized modeling of empirical social-ecological systems

Studies of social-ecological systems are frequently either in-depth case studies that can represent the complexity of a specific case [Berkes and Folke, 1998], or theoretical studies that aim to represent general mechanisms and make general statements concerning social-ecological systems [Biggs et al., 2009, Carpenter et al., 1999, Lade et al., 2013]. The results of case-studies, however, can be difficult to generalize to other situations, and the theoretical studies can lack the complexity needed to be relevant to real-world policy-making situations. Modeling approaches at an intermediate level of complexity are required, which can take the complexity of contextual factors into account while also being able to provide system-level, generalizable explanations for the phenomena under study. Generalized modeling promises to be a method that provides such an approach. As the Baltic cod fishery example demonstrates, it can efficiently handle case-specific social and ecological complexity while also rigorously and rapidly analyzing the model at a system level.

The generalized modeling approach can function in the presence of limited data and a variety of quantitative and qualitative knowledge. Long time series are not necessary (although may help yield a more accurate model) to calibrate model functions as only point properties of the model's processes are required. These parameters, the so-called generalized parameters that parameterize the

system’s Jacobian matrix, are easily interpreted and can often be extracted from qualitative knowledge about the social-ecological system. At the same time, the lack of functional forms means that generalized models cannot simulate time series, an output that is usually expected of dynamical models. Instead generalized models should be applied to research questions involving qualitative dynamical patterns—such as the boom and collapse in the Baltic cod fishery, as demonstrated above. The qualitative dynamical patterns could be the final research question, as in the Baltic Sea case study, or they could be a first modeling exercise preceding development of a more complicated model.

Integrating knowledge from traditionally isolated disciplines (such as the natural and social sciences) is another important challenge for social-ecological modeling. Causal loop diagrams are widely used, especially in collaborative or participatory contexts, to assess feedbacks within a social-ecological system [Sendzimir et al., 2008, Downing et al., 2014], but the ‘modeling’ process often terminates there, due to the difficulty of developing a quantitative social-ecological model. As shown in the Baltic case study, generalized modeling is a promising tool for developing a causal loop diagram into a quantitative model in collaborative or participatory settings.

A generalized model also can be efficiently subjected to several different forms of analysis, as shown here. A key output of a generalized modeling analysis is system stability (eigenvalues). Generalized modeling can also analyze the effects on stability of the social and ecological subsystems (system decomposition), individual feedback loops (feedback loop analysis) and individual processes or parameters (sensitivity analysis), giving insight into the underlying mechanisms leading to the qualitative dynamics. The effects of these dynamics on particular state variables can also be studied (eigenvector analysis). Several of these methods had not been applied to a generalized model before the Baltic case study. We specifically highlight feedback loop analysis as a promising tool, although there remain significant methodological challenges, for developing understanding of how social-ecological system dynamics emergence from specific processes.

5.2 Lessons learned from Baltic model

Here, we reflect on our experiences in using generalized modeling for the Baltic cod fishery social-ecological model [Lade et al., 2015].

The construction of the conceptual model was a collaborative process involving researchers from several disciplines. During this phase we sought to concentrate almost exclusively on the social side of the system, as it had been less thoroughly studied than the ecological system. In contrast, when converting the causal loop diagram into a generalized model and estimating the generalized parameters, most difficulties were encountered in the ecological system, in particular the modeling of cod. Ultimately, appropriately modeling cod population dynamics required four state variables (adult and juvenile number and biomass) rather than one and the introduction of a model parameter that was the second-strongest contributor to uncertainty in the output [Lade et al., 2015]. Unlike

the first phase of the model development process, where the lesser studied components (the social subsystem) attracted more attention, in this phase of the modeling process the better studied components (the ecological subsystem) attracted more attention. We speculate this is because constructing the model to be consistent with existing knowledge of the system and existing modeling work requires more effort for more well-known components.

‘Model experiments’ on a generalized model were also introduced. We argued that model experiments are most easily performed such that the experiment does not change the location of the model’s fixed point, but rather explores the effects of alternative configurations of processes that lead to the same fixed point. This can, however, restrict the usefulness of these ‘experiments’. In the Baltic fishery model it would have been useful to consider experiments where regulations had reduced fishing effort, and to test whether the boom would have been sustainable under reduced effort, for example. This is not possible in generalized modeling without re-estimating generalized parameters for the entire system at its new fixed point. On the other hand, it is advantageous that generalized modeling forces clarity on what model predictions are extrapolations and what are based on existing operating points. Extrapolations to new operating points could be made within a generalized modeling framework, given sufficient information to justify those extrapolations.

5.3 Future developments of generalized modeling

Finally, we speculate on important areas in which generalized modeling’s development would facilitate its application to empirical social-ecological systems.

An important step of a generalized modeling analysis procedure is to assume the existence of a fixed point, so that the eigenvalues of the Jacobian matrix can be used as indicators of the stability of the fixed point. The Jacobian matrix, and objects computed from it such as local Lyapunov exponents [Abarbanel et al., 1991] and finite-time Jacobian matrices [Cvitanović et al., 2012], can however yield information about the qualitative dynamics of the system even when it is not near equilibrium. These quantities are generally used to estimate the rate of divergence of initially nearby trajectories. The quintessential situation is chaos where the rate of divergence is positive. We therefore speculate that a generalized modeling approach could be used to characterize the dynamics of a system even in the absence of a fixed point.

Generalized modeling analyses are fast to perform as only the eigenvalues of a matrix need to be computed, compared to solving a set of differential equations in a traditional simulation-based approach. Coding the generalized model was however also relatively time consuming, as the Jacobian needed to be derived manually (with some limited automation, as described above) and all analysis techniques coded manually. In order for generalized modeling to be widely used, a computer program with graphical interface similar to system dynamics’ Vensim [Ventana Systems, 2014] would be highly beneficial. The generalized modeling procedure in a theoretical context—construction of the generalized model, parameterization, and calculation of stability or bifurcations—is suffi-

ciently mature to warrant such an effort. The present article shows, however, that methods important for applying generalized modeling to large-scale empirical systems, such as uncertainty analysis, sensitivity analysis and feedback loop analysis, still need to be refined.

6 Conclusions

Understanding the world's natural resource use and human wellbeing challenges requires a specific type of systems thinking: social-ecological systems, in which natural and human systems are recognized as an interconnected and interdependent whole [Berkes and Folke, 1998, Schlüter et al., 2012]. We have elaborated the potential for generalized modeling, a type of dynamical systems modeling, to be used for empirical studies of social-ecological systems. A key advantage of generalized modeling is that the functional forms of the often poorly known social and ecological processes are not required. Even in the presence of this uncertainty generalized modeling provides formal mathematical tools with which to analyze the social-ecological model. Like other systems approaches, generalized modeling is also suitable for use in a collaborative or participatory mode. Although more development is required, generalized modeling is a promising tool for both researchers and stakeholders to rapidly gain an understanding of the qualitative dynamics of a social-ecological system.

References

- H.D.I. Abarbanel, R. Brown, and M.B. Kennel. Variation of lyapunov exponents on a strange attractor. *Journal of Nonlinear Science*, 1(2): 175–199, 1991. ISSN 0938-8974. doi: 10.1007/BF01209065. URL <http://dx.doi.org/10.1007/BF01209065>.
- J. M. Anderies, S. R. Carpenter, W. Steffen, and J. Rockström. The topology of non-linear global carbon dynamics: From tipping points to planetary boundaries. *Geophysical Research Letters*.
- Peter Ashwin, Sebastian Wieczorek, Renato Vitolo, and Peter Cox. Tipping points in open systems: bifurcation, noise-induced and rate-dependent examples in the climate system. *Philosophical Transactions of the Royal Society A*, 370(1962):1166–1184, 2012. doi: 10.1098/rsta.2011.0306. URL <http://rsta.royalsocietypublishing.org/content/370/1962/1166.abstract>.
- Helge Aufderheide, Lars Rudolf, and Thilo Gross. Mesoscale symmetries explain dynamical equivalence of food webs. *New Journal of Physics*, 14(10):105014, 2012. URL <http://stacks.iop.org/1367-2630/14/i=10/a=105014>.
- Helge Aufderheide, Lars Rudolf, Thilo Gross, and Kevin D. Lafferty. How to predict community responses to perturbations in the face of imperfect

- knowledge and network complexity. *Proceedings of the Royal Society B*, 280 (1773), 2013.
- F. Berkes and C. Folke, editors. *Linking Social and Ecological Systems: Management Practices and Social Mechanisms for Building Resilience*. Cambridge University Press, 1998.
- Reinette Biggs, Stephen R. Carpenter, and William A. Brock. Turning back from the brink: Detecting an impending regime shift in time to avert it. *Proceedings of the National Academy of Sciences*, 106(3):826–831, 2009. doi: 10.1073/pnas.0811729106. URL <http://www.pnas.org/content/106/3/826.abstract>.
- Reinette Biggs, Thorsten Blenckner, Carl Folke, Line Gordon, Albert Norström, Magnus Nyström, and Garry Peterson. Regime shifts. In A. Hastings and L. J. Gross, editors, *Encyclopedia of Theoretical Ecology*, pages 609–617. University of California Press, 2012.
- Carl Boettiger and Alan Hastings. Tipping points: From patterns to predictions. *Nature*, 493(7431):157–158, 2013.
- S. Carpenter, W. Brock, and P. Hanson. Ecological and social dynamics in simple models of ecosystem management. *Conservation Ecology*, 3:4, 1999.
- P. Cvitanović, R. Artuso, R. Mainieri, G. Tanner, and G. Vattay. *Chaos: Classical and Quantum*. Niels Bohr Institute, Copenhagen, 14 edition, 2012. Available at <http://ChaosBook.org/version14>.
- Vasilis Dakos, Stephen R. Carpenter, William A. Brock, Aaron M. Ellison, Vishvesha Guttal, Anthony R. Ives, Sonia Kéfi, Valerie Livina, David A. Seekell, Egbert H. van Nes, and Marten Scheffer. Methods for detecting early warnings of critical transitions in time series illustrated using simulated ecological data. *PLoS ONE*, 7(7):e41010, 07 2012.
- Vasilis Dakos, Stephen R. Carpenter, Egbert H. van Nes, and Marten Scheffer. Resilience indicators: prospects and limitations for early warnings of regime shifts. *Philosophical Transactions of the Royal Society of London B*, 370 (1659), 2014. ISSN 0962-8436.
- Sandra Derissen, Martin F Quaas, and Stefan Baumgärtner. The relationship between resilience and sustainability of ecological-economic systems. *Ecological Economics*, 70(6):1121–1128, 2011.
- Andrea S Downing, Egbert H van Nes, John S Balirwa, Joost Beuving, P Bwathondi, Lauren J Chapman, Ilse JM Cornelissen, Iain G Cowx, K Goudswaard, Robert E Hecky, et al. Coupled human and natural system dynamics as key to the sustainability of lake victorias ecosystem services. *Ecology and Society*, 19(4):31, 2014.

- Margit Eero, Friedrich W Köster, and Brian R MacKenzie. Reconstructing historical stock development of atlantic cod (*gadus morhua*) in the eastern baltic sea before the beginning of intensive exploitation. *Canadian Journal of Fisheries and Aquatic Sciences*, 65(12):2728–2741, 2008.
- Carl Folke, Stephen R. Carpenter, Brian Walker, Marten Scheffer, Terry Chapin, and Johan Rockström. Resilience thinking: Integrating resilience, adaptability and transformability. *Ecology and Society*, 15:20, 2010.
- Gregor F Fussmann, Stephen P Ellner, Kyle W Shertzer, and Nelson G Hairston Jr. Crossing the hopf bifurcation in a live predator-prey system. *Science*, 290(5495):1358–1360, 2000.
- Volker Grimm, Karin Frank, Florian Jeltsch, Roland Brandl, Janusz Uchmański, and Christian Wissel. Pattern-oriented modelling in population ecology. *Science of The Total Environment*, 183(12):151 – 166, 1996. ISSN 0048-9697. doi: [http://dx.doi.org/10.1016/0048-9697\(95\)04966-5](http://dx.doi.org/10.1016/0048-9697(95)04966-5). URL <http://www.sciencedirect.com/science/article/pii/0048969795049665>. Modelling in Environmental Studies.
- Volker Grimm, Eloy Revilla, Uta Berger, Florian Jeltsch, Wolf M. Mooij, Steven F. Railsback, Hans-Hermann Thulke, Jacob Weiner, Thorsten Wiegand, and Donald L. DeAngelis. Pattern-oriented modeling of agent-based complex systems: Lessons from ecology. *Science*, 310(5750):987–991, 2005. doi: 10.1126/science.1116681. URL <http://www.sciencemag.org/content/310/5750/987.abstract>.
- Thilo Gross and Ulrike Feudel. Generalized models as a universal approach to the analysis of nonlinear dynamical systems. *Phys. Rev. E*, 73:016205, Jan 2006. doi: 10.1103/PhysRevE.73.016205. URL <http://link.aps.org/doi/10.1103/PhysRevE.73.016205>.
- Thilo Gross, Andrew M. Edwards, and Ulrike Feudel. The invisible niche: Weakly density-dependent mortality and the coexistence of species. *Journal of Theoretical Biology*, 258(1):148–155, 2009a. ISSN 0022-5193. doi: <http://dx.doi.org/10.1016/j.jtbi.2009.01.018>. URL <http://www.sciencedirect.com/science/article/pii/S0022519309000320>.
- Thilo Gross, Lars Rudolf, Simon A. Levin, and Ulf Dieckmann. Generalized models reveal stabilizing factors in food webs. *Science*, 325:747–750, 2009b. doi: 10.1126/science.1173536. URL <http://www.sciencemag.org/content/325/5941/747.abstract>.
- C. S. Holling. Resilience and stability of ecological systems. *Annual Review of Ecology and Systematics*, 4:pp. 1–23, 1973. ISSN 00664162. URL <http://www.jstor.org/stable/2096802>.
- Christian Erik Kampmann. Feedback loop gains and system behavior (1996). *System Dynamics Review*, 28(4):370–395, 2012. ISSN 1099-1727. doi: 10.1002/sdr.1483. URL <http://dx.doi.org/10.1002/sdr.1483>.

- Christian Erik Kampmann and Rogelio Oliva. System dynamics, analytical methods for structural dominance analysis in. In Robert A. Meyers, editor, *Encyclopedia of Complexity and Systems Science*, pages 8948–8967. Springer New York, 2009. ISBN 978-0-387-75888-6.
- Sonia Kéfi, Vasilis Dakos, Marten Scheffer, Egbert H. Van Nes, and Max Rietkerk. Early warning signals also precede non-catastrophic transitions. *Oikos*, 122(5):641–648, 2013. ISSN 1600-0706. doi: 10.1111/j.1600-0706.2012.20838.x. URL <http://dx.doi.org/10.1111/j.1600-0706.2012.20838.x>.
- JA Scott Kelso. *Dynamic patterns: The self-organization of brain and behavior*. MIT press, 1997.
- Christian Kuehn. A mathematical framework for critical transitions: Bifurcations, fast-slow systems and stochastic dynamics. *Physica D: Nonlinear Phenomena*, 240(12):1020–1035, 2011. ISSN 0167-2789. doi: <http://dx.doi.org/10.1016/j.physd.2011.02.012>. URL <http://www.sciencedirect.com/science/article/pii/S0167278911000443>.
- Christian Kuehn, Stefan Siegmund, and Thilo Gross. Dynamical analysis of evolution equations in generalized models. *IMA Journal of Applied Mathematics*, 78(5):1051–1077, 2013. doi: 10.1093/imamat/hxs008. URL <http://imamat.oxfordjournals.org/content/78/5/1051.abstract>.
- Yuri Kuznetsov. *Elements of Applied Bifurcation Theory*. Springer, 2010.
- S. J. Lade, S. Niiranen, J. Hentati-Sundberg, T. Blenckner, Wiebren J. Boonstra, K. Orach, M. Quaas, H. Österblom, and M. Schlüter. Do social dynamics matter for ecosystem regime shifts? an empirical test of social-ecological coupling in the baltic sea. *Proc. Natl. Acad. Sci. USA*, 2015. submitted.
- Steven J. Lade and Thilo Gross. Early warning signals for critical transitions: A generalized modeling approach. *PLoS Comput Biol*, 8(2):e1002360, 02 2012.
- Steven J. Lade, Alessandro Tavoni, Simon A. Levin, and M Schlüter. Regime shifts in a social-ecological system. *Theoretical Ecology*, 6(3):359–372, 2013. ISSN 1874-1738.
- Simon Levin, Tasos Xepapadeas, Anne-Sophie Crépin, Jon Norberg, Aart de Zeeuw, Carl Folke, Terry Hughes, Kenneth Arrow, Scott Barrett, Gretchen Daily, Paul Ehrlich, Nils Kautsky, Karl-Gran Mäler, Steve Polasky, Max Troell, Jeffrey R. Vincent, and Brian Walker. Social-ecological systems as complex adaptive systems: modeling and policy implications. *Environment and Development Economics*, FirstView:1–22, 11 2012. ISSN 1469-4395.
- J. R. Magnus. On differentiating eigenvalues and eigenvectors. *Econometric Theory*, 1:179–191, 1985.
- Robert M May. Will a large complex system be stable? *Nature*, 238:413–414, 1972.

- Millennium Ecosystem Assessment. *Ecosystems and Human Well-Being: Synthesis*. Island Press, Washington DC, 2005.
- Christian Möllmann, Rabea Diekmann, Bärbel Müller-Karulis, Georgs Kornilovs, Maris Plikshs, and Philip Axe. Reorganization of a large marine ecosystem due to atmospheric and anthropogenic pressure: a discontinuous regime shift in the central baltic sea. *Global Change Biology*, 15(6):1377–1393, 2009. ISSN 1365-2486. doi: 10.1111/j.1365-2486.2008.01814.x. URL <http://dx.doi.org/10.1111/j.1365-2486.2008.01814.x>.
- Rogelio Oliva. Model structure analysis through graph theory: partition heuristics and feedback structure decomposition. *System Dynamics Review*, 20(4): 313–336, 2004.
- A. Saltelli, M. Ratto, T. Andres, F. Campolongo, J. Cariboni, D. Gatelli, M. Saisana, and S. Tarantola. *Global Sensitivity Analysis: The Primer*. John Wiley & Sons, 2008.
- Marten Scheffer and Stephen R. Carpenter. Catastrophic regime shifts in ecosystems: linking theory to observation. *Trends in Ecology & Evolution*, 18(12):648 – 656, 2003. ISSN 0169-5347. doi: <http://dx.doi.org/10.1016/j.tree.2003.09.002>. URL <http://www.sciencedirect.com/science/article/pii/S0169534703002787>.
- Marten Scheffer, Steve Carpenter, Jonathan A. Foley, Carl Folke, and Brian Walker. Catastrophic shifts in ecosystems. *Nature*, 413:591–596, 2001.
- Marten Scheffer, Jordi Bascompte, William A. Brock, Victor Brovkin, Stephen R. Carpenter, Vasilis Dakos, Hermann Held, Egbert H. van Nes, Max Rietkerk, and George Sugihara. Early-warning signals for critical transitions. *Nature*, 461:53–59, 2009.
- Stefan Scherbaum, M Dshemuchadse, and A Kalis. Making decisions with a continuous mind. *Cognitive, Affective, & Behavioral Neuroscience*, 8(4):454–474, 2008.
- M. Schlüter, R. R. J. McAllister, R. Arlinghaus, N. Bunnefeld, K. Eisenack, F. Hölker, E.J. Milner-Gulland, B. Müller, E. Nicholson, M. Quaas, and M. Stöven. New horizons for managing the environment: a review of coupled social-ecological systems modeling. *Natural Resource Modeling*, 25:219–272, 2012. ISSN 1939-7445.
- Jan Sendzimir, Piotr Magnuszewski, Zsuzsanna Flachner, Peter Balogh, Geza Molnar, Attila Sarvari, and Zsuzsanna Nagy. Assessing the resilience of a river management regime: informal learning in a shadow network in the tisza river basin. *Ecology and Society*, 13(1):11, 2008.
- H.G Solari, M.A Natiello, and G.B Mindlin. *Nonlinear Dynamics: A Two-Way Trip from Physics to Math*. CRC Press, 1996.

- SOU. *Svenskt fiske: slutbetnkande av Utredningen om fiskerinringens utvecklingsmöjligheter*, volume 103. Statens Offentliga Utredningar, 1993.
- Will Steffen, Wendy Broadgate, Lisa Deutsch, Owen Gaffney, and Cornelia Ludwig. The trajectory of the anthropocene: The great acceleration. *The Anthropocene Review*, 2015a. doi: 10.1177/2053019614564785. URL <http://anr.sagepub.com/content/early/2015/01/08/2053019614564785.abstract>.
- Will Steffen, Katherine Richardson, Johan Rockström, Sarah E. Cornell, Ingo Fetzer, Elena M. Bennett, R. Biggs, Stephen R. Carpenter, Wim de Vries, Cynthia A. de Wit, Carl Folke, Dieter Gerten, Jens Heinke, Georgina M. Mace, Linn M. Persson, Veerabhadran Ramanathan, B. Reyers, and Sverker Sörlin. Planetary boundaries: Guiding human development on a changing planet. *Science*, 347:1259855, 2015b. doi: 10.1126/science.1259855. URL <http://www.sciencemag.org/content/early/2015/01/14/science.1259855.abstract>.
- John D. Sterman. *Business Dynamics: Systems Thinking and Modeling for a Complex World*. Irwin/McGraw-Hill, 2000.
- Dirk Stiefs, George AK Van Voorn, Bob W Kooi, Ulrike Feudel, and Thilo Gross. Food quality in producer-grazer models: A generalized analysis. *The American Naturalist*, 176(3):367–380, 2010.
- Ventana Systems. Vensim, 2014. <http://www.vensim.com>.
- Brian H. Walker, Stephen R. Carpenter, Johan Rockström, Anne-Sophie Crépin, and Garry D. Peterson. Drivers, "slow" variables, "fast" variables, shocks, and resilience. *Ecology and Society*, 17(3):30, 2012.
- S. S. M. Wong. *Computational Methods in Physics and Engineering*. World Scientific, 1997.
- J. D. Yeakel, D. Stiefs, M. Novak, and T. Gross. Generalized modeling of ecological population dynamics. *Theor. Ecol.*, 4(2):179–194, 2011.
- Justin D Yeakel, Mathias M Pires, Lars Rudolf, Nathaniel J Dominy, Paul L Koch, Paulo R Guimarães, and Thilo Gross. Collapse of an ecological network in ancient egypt. *Proceedings of the National Academy of Sciences*, 111(40):14472–14477, 2014.
- M. Zumsande. *Extension of Generalized Modeling and Application to Problems from Cell Biology*. PhD thesis, Technische Universität Dresden, 2011.
- Martin Zumsande and Thilo Gross. Bifurcations and chaos in the MAPK signaling cascade. *Journal of Theoretical Biology*, 265(3):481–491, 2010. ISSN 0022-5193. doi: 10.1016/j.jtbi.2010.04.025. URL <http://www.sciencedirect.com/science/article/pii/S002251931000216X>.