

Quantum Fuel with Multilevel Atomic Coherence for Ultrahigh Specific Work in a Photonic Carnot Engine

Deniz Türkpence¹, Özgür E. Müstecaplıoğlu¹

¹Department of Physics, Koç University, İstanbul, Sarıyer 34450, Turkey

E-mail: dturkpence@ku.edu.tr

Abstract. We investigate scaling of work and efficiency of a photonic Carnot engine with the number of quantum coherent resources. Specifically, we consider a generalization of the “phaseonium fuel” for the photonic Carnot engine, which was first introduced as a three-level atom with two lower states in a quantum coherent superposition by [M. O. Scully, M. Suhail Zubairy, G. S. Agarwal, and H. Walther, *Science* **299**, 862 (2003)], to the case of $N + 1$ level atoms with N coherent lower levels. We take into account atomic relaxation and dephasing as well as the cavity loss and derive a coarse grained master equation to evaluate the work and efficiency, analytically. Analytical results are verified by microscopic numerical examination of the thermalization dynamics. We find that efficiency and work scale quadratically with the number of quantum coherent levels. Quantum coherence boost to the specific energy (work output per unit mass of the resource) is a profound fundamental difference of quantum fuel from classical resources. We consider typical modern resonator set ups and conclude that multilevel phaseonium fuel can be utilized to overcome the decoherence in available systems. Preparation of the atomic coherences and the associated cost of coherence are analyzed and the engine operation within the bounds of the second law is verified. Our results bring the photonic Carnot engines much closer to the capabilities of current resonator technologies.

PACS numbers: 42.50.Ar, 05.70.-a, 07.20.Pe

Keywords: Quantum Coherence, Photonic Carnot Engine, Phaseonium

1. Introduction

A practical figure of merit to compare fuel and battery materials is the specific energy, or energy to mass ratio [1, 2, 3]. As a material constant, it measures the energy that will be harvested by using a unit mass of the material. About a decade ago, a highly non-traditional fuel, called “phaseonium”, which is a three level atom with two lower states in a quantum coherent superposition, was proposed to be used in a Photonic Carnot engine (PCE) [4]. Phaseonium engine could work with a single heat bath and could operate beyond Carnot efficiency [4, 5, 6, 7]. This proposal stimulated much

interest to quantum heat engines [8, 9, 10, 11, 12, 13, 14, 15, 16, 17, 18]. It was later argued that existing resonator systems can not implement such an engine, due to high cavity losses and atomic dephasing [19]. Here, we address a fundamental question of how the specific energy of phaseonium fuel is scaled with the number of quantum coherent levels. A favorable scaling law against decoherence and dephasing could bring the phaseonium engine closer to available practical systems.

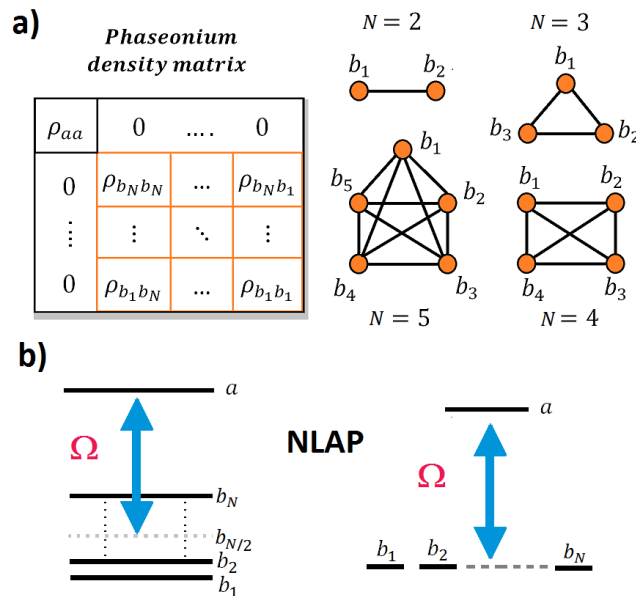


Figure 1. $N + 1$ level atom phaseonium (NLAP) fuel. a) Density matrix ρ and complete graph representations of NLAP. ρ is $N + 1$ dimensional square matrix. Its coherent block can be represented by a complete graph with N nodes and $S = N(N - 1)/2$ links. Graphs were shown up to $N = 5$ number of nodes. b) NLAP for non-degenerate and degenerate atoms. The excited state is denoted by a and the lower levels are denoted by b_i with $i = 1..N$. The upper level is well separated from the lower levels by an energy $\hbar\Omega$ measured from the central lower level $b_{N/2}$.

We describe multilevel generalization of phaseonium fuel in figure 1. The block diagonal density matrix ρ of an $N + 1$ level atom is shown in figure 1(a). The excited level, denoted by “ a ”, and the lower levels, denoted by “ b_1, b_2, \dots, b_N ” are well separated from each other by an energy Ω measured from the central lower level $b_{N/2}$ as shown in figure 1b. The lower levels can be degenerate or non-degenerate. The diagonal elements ρ_{aa} , and ρ_{bb} , with $b \in \{b_1, b_2, \dots, b_N\}$, determine the level populations, while the off diagonal elements $\rho_{bb'}$, with $b' \neq b$, indicate the coherence between the levels. Coherence can be characterized by the magnitude and phase of the complex number $\rho_{bb'}$.

Though both the amplitude and the phase of coherent superposition states can be controlled in experiments [20], the main control variable for the photonic Carnot engine is the phase of the coherence as the amplitude is required to be small enough to keep the system only slightly out of thermal equilibrium. The complete graphs in figure 1a have

N nodes and $N(N-1)/2$ links, representing the atomic energy levels and the coherences between them, respectively. The simplest graph has $N = 2$ nodes, which is the case of the original phaseonium proposal [4]. The interplay between quantum coherence and energy discussed in photon Carnot engine [4] revealed that the energy content of the phaseonium with $N = 2$ can be optimized at a certain phase of the coherence. We could envision as if we are considering more complex, larger, phaseonium molecules with the graphs having $N > 2$, corresponding to $N + 1$ level atom phaseonium (NLAP).

We can imagine different phaseonium molecules can be possible for a given atom of unit mass and explore how the specific energy of the atom depends on the size of the phaseonium molecule characterized by N . Next to the phase of coherence, N becomes another control parameter which could favourably contribute to the enhancement of the specific energy of the single atom quantum fuel. For $N \gg 1$, the number of coherences would scale quadratically, $\sim N^2$. If the quadratic coherence scaling could be translated into the energy content of the atomic fuel, we could overcome the cavity losses for implementation and boost the performance of quantum Carnot engine for applications. From fundamental point of view, such scaling analysis could reveal profound difference of quantum fuel from a classical resource as such a scaling cannot exist without quantum coherence. We have recently numerically examined a superradiant quantum Otto engine [18] which exhibits a similar scaling law of work with the number of atoms; though the efficiency is independent of the temperature and the number of atoms. Our present results are fully analytical, and for a Carnot cycle which can harvest work from a single heat bath and the scaling laws with the number of coherences are both for the work and the efficiency. Furthermore, specific energy of a superradiant cluster increase linearly with the number of atoms, while here for the single atom phaseonium fuel it is quadratic. Quantum advantage in the charging power of quantum batteries with the number of qubits has been examined very recently [21]. Linear scaling of work with the number of qubits is reported; while due to a quantum speed up of the operation time, the charging power scales quadratically [21]. The preparation of phaseonium fuel and using it in PCE can be compared to charging and discharging a single qubit quantum battery with multiple quantum coherences. Phaseonium fuel or battery allows for quadratic scaling in harvested work, efficiency, and the specific energy with the number of quantum coherences.

We examined the charging or preparation cost of the phaseonium battery and compared it with the harvested work by PCE. Our result verified that the second law is obeyed in our system.

2. NLAP model and system dynamics

The operation of photonic Carnot engine is described in figure 2. The working fluid of the engine is the photon gas in a high quality single mode cavity of frequency Ω . The radiation pressure by the cavity photons applies on the cavity mirrors playing the role of the piston of the engine. The quantum fuel of the engine is an NLAP. The quantum

Carnot cycle consists of two quantum isothermal and two quantum adiabatic processes.

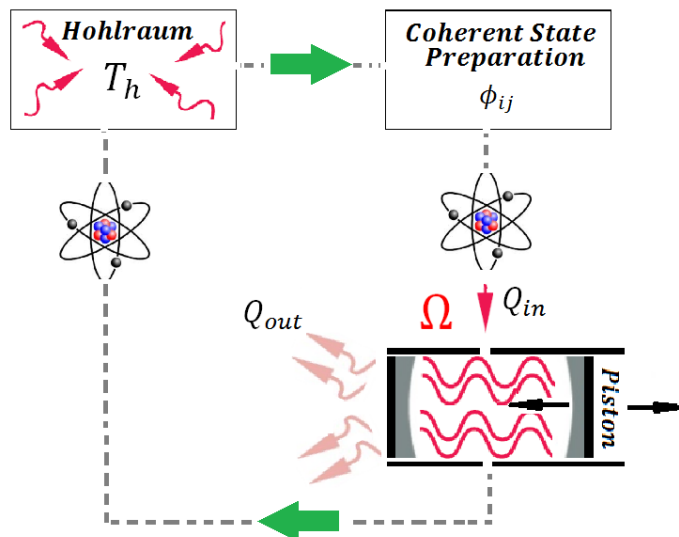


Figure 2. (Color online) Photonic Carnot engine with $N + 1$ level atom phaseonium (NLAP) fuel. Photon gas in a high quality cavity of frequency Ω is the working substance and the mirrors of the cavity play the role of the piston. NLAP leaves the hohlraum at temperature T_h and is induced quantum coherence among its lower levels characterized by $N(N - 1)/2$ phase parameters ϕ_{ij} with $i, j = 1 \dots N$. Created NLAPs are repeatedly injected into the cavity at a rate r in the quantum isothermal expansion process, where heat Q_{in} is transferred to the cavity. The cycle continues with quantum adiabatic expansion and quantum isothermal compression and is completed with a quantum adiabatic compression. An amount of heat Q_{out} is rejected into the entropy sink in the isothermal compression.

In the isothermal expansion, NLAPs are generated and injected into the cavity at a rate r . The interaction time τ between an NLAP and the cavity field is short, $\tau < 1/r$, so that only one NLAP can be present in the cavity [22]. Coherences in NLAP are characterized by $N(N - 1)/2$ phase parameters ϕ_{ij} , with $i, j = 1, 2, \dots, N$. Coherent superposition states in $N + 1$ level atom system can be generated by stimulated Raman adiabatic passage [23, 24], Morris-Shore transformation [25], or quantum Householder reflection techniques [26, 27]. Thermalization of the single atom can be considered relatively fast and hence the injection rate would be limited by the time of coherence preparation. The choice of specific technique of coherence induction depends on the details of a particular implementation. If the amplitudes of the coherences are much smaller than the level populations, then NLAP can be assumed in an approximate thermal equilibrium with a thermal reservoir (hohlraum) at a temperature T_h . During the interaction, the mean number of photons, \bar{n} , and the cavity temperature increases; while the expansion cools down the empty cavity. Repeated injection of NLAPs into the cavity maintains the cavity field at a temperature T_ϕ by transferring a total amount of heat into the cavity as Q_{in} . T_ϕ is an effective temperature defined in terms of the steady state photon number \bar{n}_ϕ as $T_\phi = \hbar\Omega/k \ln(1 + 1/\bar{n}_\phi)$, with k is the Boltzman constant.

It can be higher than T_h in the presence of coherence [4]. The cavity volume, and hence the frequency, change negligibly, $\Delta\Omega \ll \Omega$.

The cycle continues with an adiabatic expansion where the entropy remains constant and the temperature drops as the Ω changes appreciably. Following step is the isothermal compression in which heat Q_{out} is transferred from cavity to a cold reservoir at a temperature T_c . The cycle is completed by adiabatic compression where the temperature is raised back to T_ϕ .

The net work extracted from the cycle is $W_{\text{net}} = Q_{\text{in}} - Q_{\text{out}}$ where $Q_{\text{in}} = T_\phi(S_2 - S_1)$ and $Q_{\text{out}} = T_c(S_3 - S_4)$. The mean photon number \bar{n}_i and the temperature T_i at the beginning of the i^{th} stage determine the entropy S_i by $S_i = k \ln(\bar{n}_i + 1) + \hbar\Omega\bar{n}_i/T_i$. Using $S_1 = S_4$, $S_2 = S_3$, $T_1 = T_2 = T_\phi$, and $T_3 = T_4 = T_c$, we write $W_{\text{net}} = (T_\phi - T_c)(S_2 - S_1)$. The efficiency of the engine is defined as $\eta = W_{\text{net}}/Q_{\text{in}}$. It reduces to $\eta = 1 - T_h/T_\phi$. This coincides with the standard definition of thermodynamic efficiency in Carnot cycle and used in the original proposal of the phaseonium fuel [4, 5, 6, 7] as well as in the arguments against its feasibility in the presence of decoherence channels [19]. In order to present results comparable to the previous works, we calculate the efficiency as defined by these studies. To avoid any misleading impressions however, we emphasize that in practical considerations round trip efficiency can be more relevant figure of merit. The round trip efficiency of the engine should include the cost of the preparation of the quantum coherent atom; which would ensure the validity of the second law [7]. On the other hand, it was noted that the cost of quantum fuel can be expensive [5], but it is still appealing as it can be used to harvest work from a single heat reservoir. Our objective here is not to discuss if such PCEs can be efficient enough for certain applications, but to examine if such devices, proposed in [4], can produce positive work in the presence of decoherence by exploiting a scaling advantage of multiple coherence resources, in contrast to the negative conclusions of earlier studies [19].

During the adiabatic process \bar{n} does not change so that $\bar{n}_1 = \bar{n}_4 = (\exp(\hbar\Omega/kT_c) - 1)^{-1}$ and $\bar{n}_2 = \bar{n}_\phi$. These relations reveal that work and efficiency of the photonic Carnot engine can be calculated by determining the \bar{n}_ϕ at the end of the isothermal expansion stage.

3. Results and discussions

In order to find the \bar{n}_ϕ , we solve $\dot{\bar{n}}_\phi = \sum_n n \dot{\rho}_{nn} = 0$ where $\dot{\rho}_{nn} = \langle n | \dot{\rho} | n \rangle$. Here $|n\rangle$ is the Fock number state for the cavity photons and ρ is the reduced density matrix of the cavity field. The equation of motion for ρ can be obtained by tracing the equation of motion of the complete system over atomic degrees of freedom

$$\dot{\rho}_{nn} = -\frac{i}{\hbar} \sum_k (\text{Tr}_{\text{at}}[H^k, \rho^k]_{nn}), \quad (1)$$

where $H^k = H_0 + H_I^k$ is the Hamiltonian of the arbitrary k^{th} atom in the interaction picture relative to the cavity photons, with $H_0 = \hbar\omega_a|a\rangle\langle a| + \hbar\sum_{i=1}^N \omega_{b_i}|b_i\rangle\langle b_i|$ and $H_I^k = \hbar g \sum_{i=1}^N |a\rangle\langle b_i| \hat{a} e^{-i\Omega t} + H.c.$. Here $\hbar\omega_a$, $\hbar\omega_{b_i}$ are the energies of atomic states $|a\rangle$

and $|b_i\rangle$, with $i = 1..N$, g is the coupling rate between the atom and the field, and \hat{a} is the photon annihilation operator. The model Hamiltonian describes a situation where $N + 1$ level atom is coupled to a single mode cavity in a fan shaped transition scheme. A more realistic model requires consideration of multimode cavity coupled to an atom with multiple upper and lower hyperfine levels [28, 29]. Such models can be reduced to effective single mode cavity and multilevel atom interactions [28] or can be directly described by generalized master equations of micromasers [30]. Atoms with fan shaped degenerate level schemes are also studied from the perspective of generating large superposition states [31, 23]. The central question for us here is the dependence of work and efficiency on the number of the superposed quantum states and we will only consider single upper level and a set of degenerate or non-degenerate lower levels for simplicity.

Analytically calculating the right hand side of the equation (1), we find (see Appendix for details)

$$\begin{aligned} \dot{\rho}_{nn} = & -rg^2\{K_a\rho_{aa}[(n+1)\rho_{nn} - n\rho_{n-1,n-1}] \\ & + (\sum_{i=1}^N K_{b_i}\rho_{b_i b_i} + \sum_{i<j} K_{ij}^{\phi_{ij}} |\rho_{b_i b_j}|)[n\rho_{nn} - (n+1)\rho_{n+1,n+1}]\}, \end{aligned} \quad (2)$$

where the coefficients K_a , K_{b_i} and $K_{ij}^{\phi_{ij}}$ depend on the atomic relaxation rate γ , atomic dephasing rate γ_ϕ , detuning parameter $\Delta_i = \omega_{ab_i} - \Omega$, with $\omega_{ab_i} = \omega_a - \omega_{b_i}$, and $\omega_{b_i b_j} = \omega_j - \omega_i$, as well as the coherence parameters ϕ_{ij} and $|\rho_{b_i b_j}^0|$, by the relations given in the appendix. Thus, we obtain the rate of change of average photon number

$$\dot{\bar{n}}_\phi = rg^2\{K_a\rho_{aa}(\bar{n}_\phi + 1) - (R_{g_0} + R_{g_c})\bar{n}_\phi\}, \quad (3)$$

where $R_{g_0} = \sum_{i=1}^N K_{b_i}\rho_{b_i b_i}$ and $R_{g_c} = \sum_{i<j} K_{ij}^{\phi_{ij}} |\rho_{b_i b_j}|$.

The equation of motion for the evolution of population elements in the density matrix coincides with the thermalization dynamics of a resonator coupled to a heat bath. Accordingly, the coarse grained dynamics effectively describes sequence of NLAP injected into the resonator as a mesoscopic ensemble of $N + 1$ level atoms acting as a heat bath. The off diagonal elements of the density matrix or the coherences can be kept vanishingly small to describe the steady state approximately as a thermal equilibrium state. The corresponding effective temperature can be determined by the modified detailed balance condition to reach such a quasi equilibrium state in equation. (2) which gives

$$\frac{K_a}{R_{g_0} + R_{g_c}} = \exp\left(\frac{-\hbar\Omega}{kT_\phi}\right). \quad (4)$$

The detailed balance between the thermal reservoir at T_h and the photon gas in the resonator is broken but there is a modified detailed balance between the coherent atomic ensemble and the resonator photons. Accordingly the resonator can reach a thermal equilibrium at a different temperature T_ϕ than T_h .

The steady state of the equation (3) yields the average photon number as

$$\bar{n}_\phi = \frac{\bar{n}}{1 + \bar{n} \frac{R_{gc}}{K_a \rho_{aa}}}, \quad (5)$$

where $\bar{n} = (R_{g_0}/K_a \rho_{aa} - 1)^{-1}$ is the average photon number in the absence of coherence. Using $\bar{n}_\phi = (\exp(\hbar\Omega/kT_\phi) - 1)^{-1}$, we determine the effective cavity temperature as

$$T_\phi = \frac{T_h}{1 + \bar{n} \frac{R_{gc}}{K_a \rho_{aa}}}, \quad (6)$$

by using high temperature approximations $\bar{n}_\phi \approx kT_\phi/\hbar\Omega$ and $\bar{n} \approx kT_h/\hbar\Omega$ in equation (5).

Therefore, the efficiency of the photonic Carnot engine in the case of NLAP becomes

$$\eta_\phi = \eta_c - \frac{T_c}{T_h} \bar{n} \frac{R_{gc}}{K_a \rho_{aa}}, \quad (7)$$

where $\eta_c = 1 - T_c/T_h$ is the Carnot efficiency. Note that for $T_c = T_h$, $\eta_c = 0$ but η_ϕ could have a positive value for particular values of control parameters $\phi_1, \phi_2, \dots, \phi_S$. In order to get further analytical results we will make some simplifying assumptions.

We focus on degenerate NLAP case to proceed analytically, for which $E_a = \Omega$, $E_{b_i} = 0, i = 1..N$, $\omega_{ab_i} = \Omega$, $\Delta_i = 0$, $\omega_{b_i b_j} = 0$ and $K_a = 2N/\gamma^2$. In addition, we consider phase locked equal amplitude coherences with $\phi_{ij} = \phi$ and $|\rho_{b_i b_j}| = \lambda$. Hence the coefficients in equation (2) become $K_{ij}^{\phi_{ij}} = 4 \cos \phi / \gamma^2$, $R_{g_0} = 2NP_g/\gamma^2$ and $R_{g_c} = 2N(N-1) \cos \phi \lambda / \gamma \bar{\gamma}$, and hence equation (3) reduces to

$$\dot{\bar{n}}_\phi = 2\mu N[(P_e - P_g + N\xi\lambda)\bar{n}_\phi + P_e] - \kappa\bar{n}_\phi, \quad (8)$$

for $N \gg 1$, $\phi = \pi$, where $\mu = rg^2/\gamma^2$, $P_e = \rho_{aa} = \exp(-\beta E_a)/Z$, $P_g = \rho_{b_i b_i} = 1/Z$ with $Z = \exp(-\beta E_a) + N$. Here we introduced κ and ξ , with $|\xi| < 1$, as the decoherence rate due to the dissipation in the cavity and a phenomenological decoherence factor due to atomic dephasing, respectively [19]. While the dephasing factor is phenomenologically introduced in [19] we provide its rigorous microscopic derivation in the appendix.

Steady state solution of equation (8) yields an effective temperature given by $T_\phi = T_h/(1 + F(T_h))$ in the high temperature limit where

$$F(T_h) = \frac{\bar{n}}{P_e} \left(-N\xi\lambda + \frac{\kappa}{2N\mu} \right), \quad (9)$$

with $\bar{n} = P_e/(P_g - P_e)$. For small coherence and decoherence terms in $F(T_h)$, an approximate expression can be written for the effective temperature

$$T_\phi = T_h \left(1 + N^2 \xi \lambda \bar{n} - \frac{\kappa}{2\mu} \bar{n} \right). \quad (10)$$

This result shows that if the reduction of the magnitude of coherence due to dephasing is slower than the quadratic increase with N , then the multilevel coherence could be used to beat the decoherence by the cavity dissipation. One should be careful to select the value of coherence which should be limited by the conditions due to the positivity requirement of the density matrix as well. Populations of the lower levels scale with

N as $\rho_{b_i b_i} \sim 1/N$ for $N \gg 1$. Accordingly one can fix the coherence amplitude λ as a constant as long as it remains much smaller than $1/N$. Hence in the classical limit the quadratic scaling reduces to a linear one and the specific energy becomes a constant as expected for classical systems. Mesoscopic systems therefore are required to exploit the quadratic scaling in the specific energy.

We note that the coarse grained dynamics is designed on purpose to determine the steady state by rapid convergence using a numerically efficient dynamical equations. Analytical solution of the mean photon number dynamics for the degenerate case and with $\lambda = 0, \kappa = 0, \xi = 1$ gives

$$\bar{n}_\phi = \bar{n} - (\bar{n} - \bar{n}_0)e^{-t/t_{\text{th}}}, \quad (11)$$

where $t_{\text{th}} = 1/2\mu N(P_g - P_e)$ is the thermalization time. We will first discuss the predicted analytical state states by the coarse grained master equation in modern resonator settings then examine the exact numerical description of the dynamics of the system to verify the analytical results in the subsequent subsections.

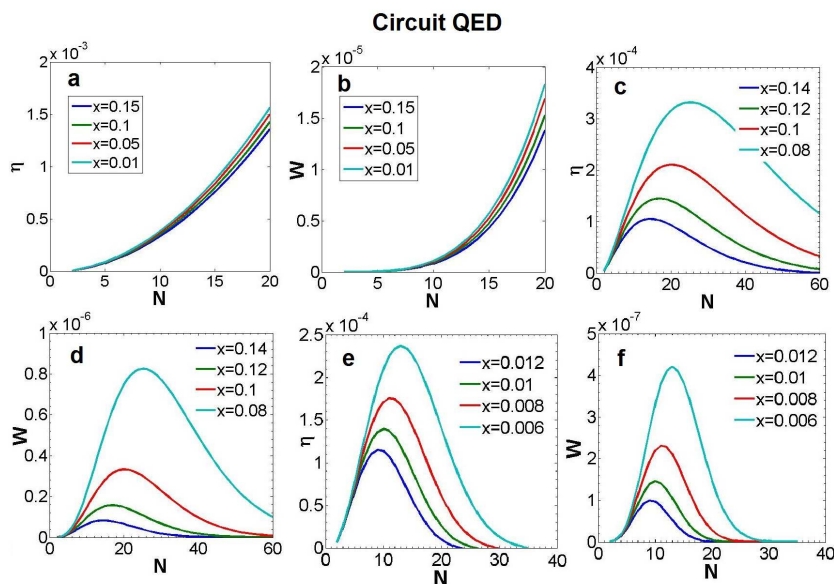


Figure 3. Extracted work (W) and efficiency (η) of photonic Carnot engine, with $N+1$ level atom phaseonium (NLAP) fuel, depending on the number of degenerate coherent ground state levels N , for different decoherence factor models (a)-(b) $\xi = \exp(-x)$, (c)-(d) $\xi = \exp(-Nx)$. (e)-(f) $\xi = \exp(-N^2x)$, where $x = \gamma_\phi/\gamma$. Coherence parameter is $\lambda = 10^{-6}$ and the initial thermal coherent atomic temperature is $T_h = 4$ in units of $\hbar\Omega/k_B$. The plots are given for the circuit QED parameters in [19]. The quantities $g = 0.01$, $r = 1 \times 10^{-4}$, $\kappa = 6.25 \times 10^{-4}$, and $\gamma = 5 \times 10^{-6}$, which are the coupling coefficient to the cavity field, atomic injection rate, cavity loss term, and atomic decay respectively, are dimensionless and scaled with the resonance frequency $\Omega \sim 10$ GHz. η is dimensionless, W is dimensionless and scaled with Ω .

3.1. Analytical results for modern resonator systems

In the high temperature limit ($T \gg \Omega$), the entropy change in the isothermal expansion stage is $\Delta S = k\Delta\Omega/\Omega$ and the heat input becomes $Q_{\text{in}} = T_h\Delta S$. The work output at $T_h = T_c$ is found to be $W = Q_{\text{in}}\eta$ where $\eta = \bar{n}(N^2\xi\lambda - \kappa/2\mu)$, respectively. In superconducting circuit, microwave and optical resonators, it is estimated that $\kappa/2\mu\xi\lambda \sim 10$ [19]. N^2 should be replaced by $N(N-1)/2$ for smaller number of levels. Accordingly, by using five or more level quantum phaseonium fuel, the working fluid can beat quantum decoherence to harvest positive work.

In figure 3, we plot the work output and efficiency of the photonic Carnot engine with degenerate NLAP fuel, depending on the number of quantum coherent levels. We consider N independent as well as N dependent scaling models [32] for the decoherence factor and take $\xi = \exp(-x)$ in figure 3(a)-(b), $\xi = \exp(-Nx)$ in figure 3(c)-(d), and $\xi = \exp(-N^2x)$ in figure 3(e)-(f), where $x = \gamma_\phi/\gamma$ as shown in the appendix. The plots are given for the circuit QED parameters in [19]. We consider larger atomic dephasing rates than the typical values to demonstrate its limiting effect on W and η . The plots indicate that even when there is large dephasing, which can increase with N linearly or quadratically, W and η can retain their quadratic power law with N up to a critical N .

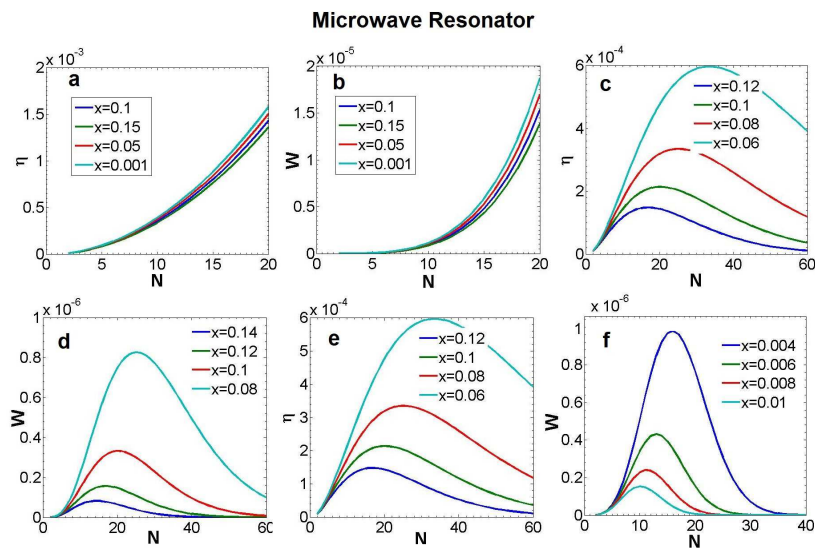


Figure 4. Extracted work (W) and efficiency (η) of microwave resonator photonic Carnot engine, with $N + 1$ level atom phaseonium (NLAP) fuel, depending on the number of degenerate coherent ground state levels N for different decoherence factors (a)-(b) $\xi = \exp(-x)$, (c)-(d) $\xi = \exp(-Nx)$, (e)-(f) $\xi = \exp(-N^2x)$, where $x = \gamma_\phi/\gamma$. Coherence parameter is $\lambda = 10^{-6}$ and the initial thermal coherent atomic temperature is $T_h = 4$ in units of $\hbar\Omega/k_B$. The parameters $g = 9.21 \times 10^{-7}$, $r = 6.47 \times 10^{-5}$, $\kappa = 1.96 \times 10^{-8}$ and $\gamma = 9.54 \times 10^{-10}$ are the atom-field coupling coefficient, atomic injection rate, cavity loss term and atomic decay respectively. They are dimensionless and scaled with the typical resonance frequency is $\Omega = 51$ GHz [33]. η is dimensionless, W is dimensionless and scaled with Ω .

Similar results are found for the cases of optical and microwave cavities. We see

both in figure 4(a)-(b) and figure 5(a)-(b) that when dephasing is independent of N , the work output and efficiency increases quadratically with the number of coherent levels. If the dephasing rate is increasing linearly with N as in figure 4(c)-(d) and figure 5(c)-(d), or if it is increasing quadratically with N as in figure 4(e)-(f) and figure 5(e)-(f), the work output and efficiency of the photonic engine is enhanced quadratically with the number of coherent levels only up to critical N . beyond which the work output and efficiency decays exponentially due to the dominating effect of decoherence.

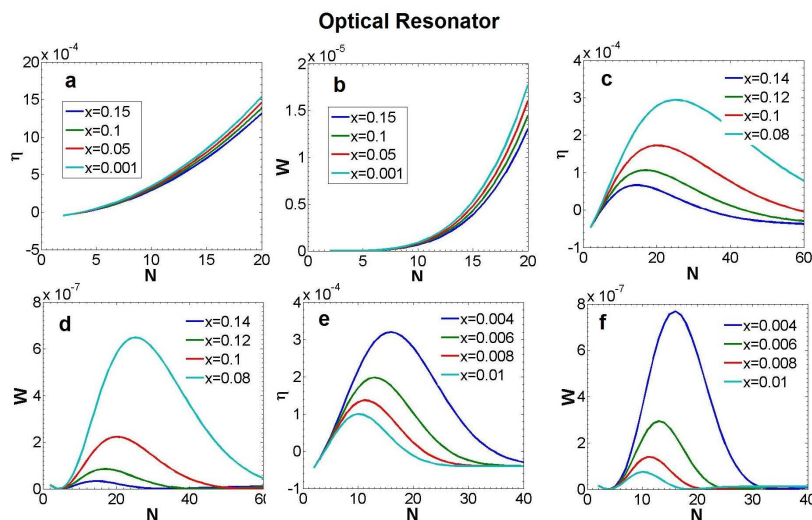


Figure 5. Extracted work (W) and efficiency (η) of optical resonator photonic Carnot engine, with $N + 1$ level atom phaseonium (NLAP) fuel, depending on the number of degenerate coherent ground state levels N for different decoherence factors (a)-(b) $\xi = \exp(-x)$, (c)-(d) $\xi = \exp(-Nx)$, (e)-(f) $\xi = \exp(-N^2x)$, where $x = \gamma_\phi/\gamma$. Coherence parameter is $\lambda = 10^{-6}$ and the initial thermal coherent atomic temperature is $T_h = 4$ in units of $\hbar\Omega/k_B$. The parameters $g = 6.28 \times 10^{-7}$, $r = 8 \times 10^{-5}$, $\kappa = 2.86 \times 10^{-7}$ and $\gamma = 4.68 \times 10^{-8}$ are the coupling frequency to the cavity field, atomic injection rate, cavity loss term and atomic decay respectively. They are dimensionless and scaled with the typical resonance frequency is $\Omega = 350$ THz [34]. η is dimensionless, W is dimensionless and scaled with Ω .

3.2. Numerical verification of the theory

In order to perform a faithful numerical simulation of a typical set up described in the theory, we investigate the injection process in detail. We assume a regular atomic injection of Rydberg atoms into a Fabry-Perot cavity [35] with an atomic interaction time τ with the cavity field and an empty cavity time τ_0 such that $1/r = \tau + \tau_0$ where r is the injection rate. During the time interval τ , the hamiltonian is

$$H = \omega_a |a\rangle\langle a| + \Omega \hat{a}^\dagger \hat{a} + g \left(\sum_{i=1}^N |a\rangle\langle b_i| \hat{a} + H.c. \right) \quad (12)$$

while for the time interval τ_0 , $H = \Omega \hat{a}^\dagger \hat{a}$ ($\hbar = 1$ and $\omega_{b_i} = 0$ for degenerate ground state levels).

We choose injection time $1/r = 1/(N_{ex}\kappa)$ where κ is the cavity decay rate and N_{ex} is the number of atoms kicking the cavity field in the photon lifetime. The time elapsed when cavity is empty τ_0 can be related to the interaction time such that $\tau_0 = N_{em}\tau$. Thus, we can write $1/r = \tau(1 + N_{em})$. Here, N_{em} is a factor introduced to measure τ_0 in terms of τ so that $N_{em} = 1/(N_{ex}\kappa\tau) - 1$.

We solve the master equation by numerical methods and compare the results with the developed theory. We use QuTip package [36] in Python software to solve the master equation. We perform single atomic injection in two steps. First step is the atom-cavity field interaction (during τ) and the second one is the free cavity field evolution (during τ_0). The master equation for the first step is written under Markov and Born-Markov approximations as [37]

$$\dot{\rho} = -i[H, \rho] + \gamma \sum_m^{N+1} \mathcal{L}[L_m^\gamma] + \frac{\gamma_\phi}{2} \sum_n^N \mathcal{L}[L_n^\phi] \quad (13)$$

where last two terms stand for pure spontaneous emission and pure dephasing [38, 39, 40, 41], respectively. Here, $\mathcal{L}[x] = (2x\rho x^\dagger - xx^\dagger\rho - \rho x^\dagger x)/2$ is a Liouvillian superoperator in Lindblad form and $L_m^\gamma = |r\rangle\langle\alpha_m|$, $L_n^\phi = |b_n\rangle\langle b_n|$. We include $|r\rangle$ to the atomic density matrix as an additional unpopulated lower level in which the excited state and the degenerate ground states ($\alpha_m = a, b_1, \dots, b_N$) decay in order to justify equation (A.19). γ , which is phenomenologically introduced in [19] is related with ξ (see Appendix for details). In the second step, cavity decay (κ) is present during the time interval τ_0 in accordance with the key assumptions of micromaser theory [22] and the corresponding master equation is

$$\dot{\rho} = -i[H, \rho_f] + \kappa \mathcal{L}[\hat{a}]. \quad (14)$$

In figure 6, we present the thermalisation process of the cavity field depending on different N_{ex} values by depicting the photon number versus scaled time. Physical parameters [19] are given in the figure caption consistent with the Rydberg atoms in a superconducting Fabry-Perot cavity [35]. For low values of N_{ex} which corresponds to large N_{em} , we have zigzag like curves and for high values of N_{ex} , we have smoother lines. Average photon number \bar{n}_ϕ converges to the theoretical value for $N_{em} = 12 \times 10^3$. Thermalisation time is much longer than the convergence rate of coarse grained master equation and the microscopic exact method is much more costly numerically.

In figures 7(a)-(b), we express the effect of the number of degenerate atomic ground state levels N of the coherent atoms against the dephasing and the cavity loss mechanisms. Horizontal dotted and dotted-dashed lines are the analytical values of average photon numbers (\bar{n}_ϕ, \bar{n}) of the no loss case for each N . In figure 7(a) when decoherence channels are open, average photon number saturates below the analytical

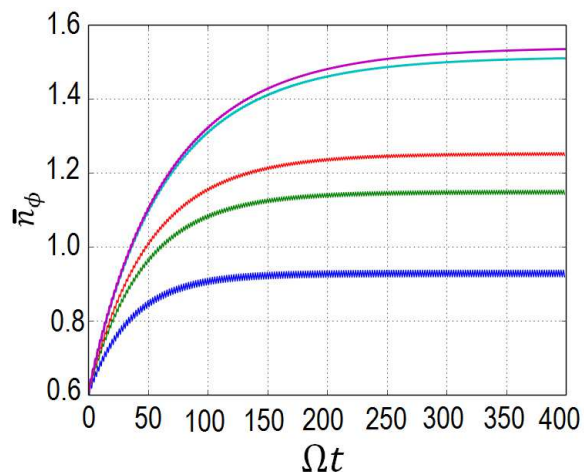


Figure 6. Time evolution of average photon number during thermalisation process of PCE field while regular injection of 2LAP depending on different N_{ex} parameters. N_{ex} values are 4500, 1500, 150, 100 and 50 in decreasing order for the upper to lower curves respectively. Coherence parameter is $\lambda = 10^{-3}$, initial field temperature $T_f = 1$ and temperature of thermal coherent atoms is $T_h = 2$ in units of $\hbar\Omega/k_B$. The resonant field frequency is $\Omega = 51$ GHz, cavity quality factor is $Q = 2 \times 10^{10}$, atom cavity field interaction time is $\tau = 10 \mu\text{s}$, atom decay rate is $\gamma = 33.3$ Hz, atom dephasing rate is $\gamma_\phi = 3.3$ Hz and atom cavity field coupling is $g = 50$ kHz. Time is dimensionless and scaled with Ω .

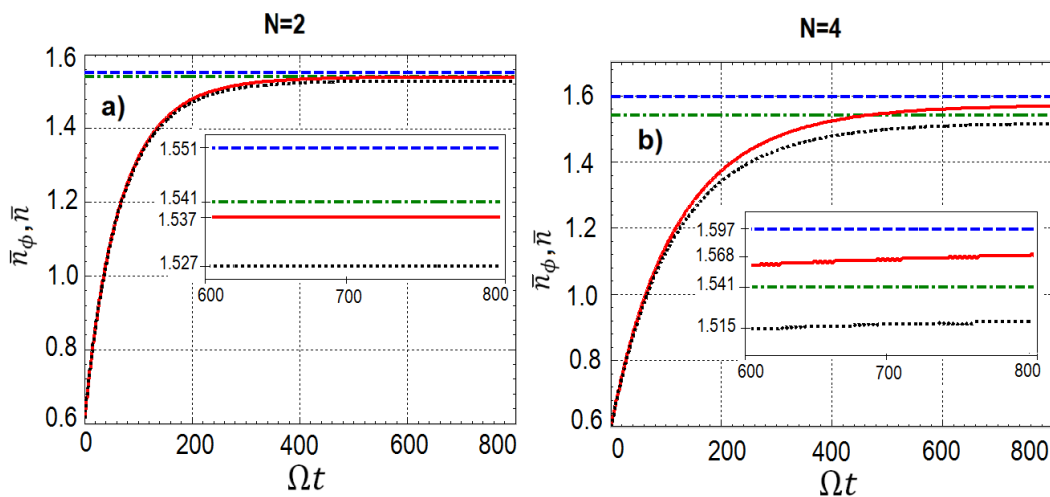


Figure 7. Comparison of time evolution of average photon number in presence of thermal and coherent atom injection with $N = 2$ and $N = 4$. The horizontal dashed and dashed-dotted lines stands for the analytical \bar{n}_ϕ and \bar{n} values in absence of loss mechanisms. Solid and dotted lines stands for time evolution of \bar{n}_ϕ and \bar{n} respectively in presence of dissipation channels. $N_{ex} = 4000$ for both subplots corresponding to $\tau_0 = 90 \mu\text{s}$. Insets magnifies the lines between $\Omega t = 600$ and $\Omega t = 800$. All the remaining parameters are the same with that of figure 6. Time is dimensionless and scaled with Ω .

values for $N = 2$ in accordance with the argument that 2LAP phaseonium can not beat decoherence [19]. Average photon number exceeds \bar{n} for $N = 4$ in figure 7(b) by keeping

all the other parameters same. Thus, we show that the decoherence can be beaten by using higher N .

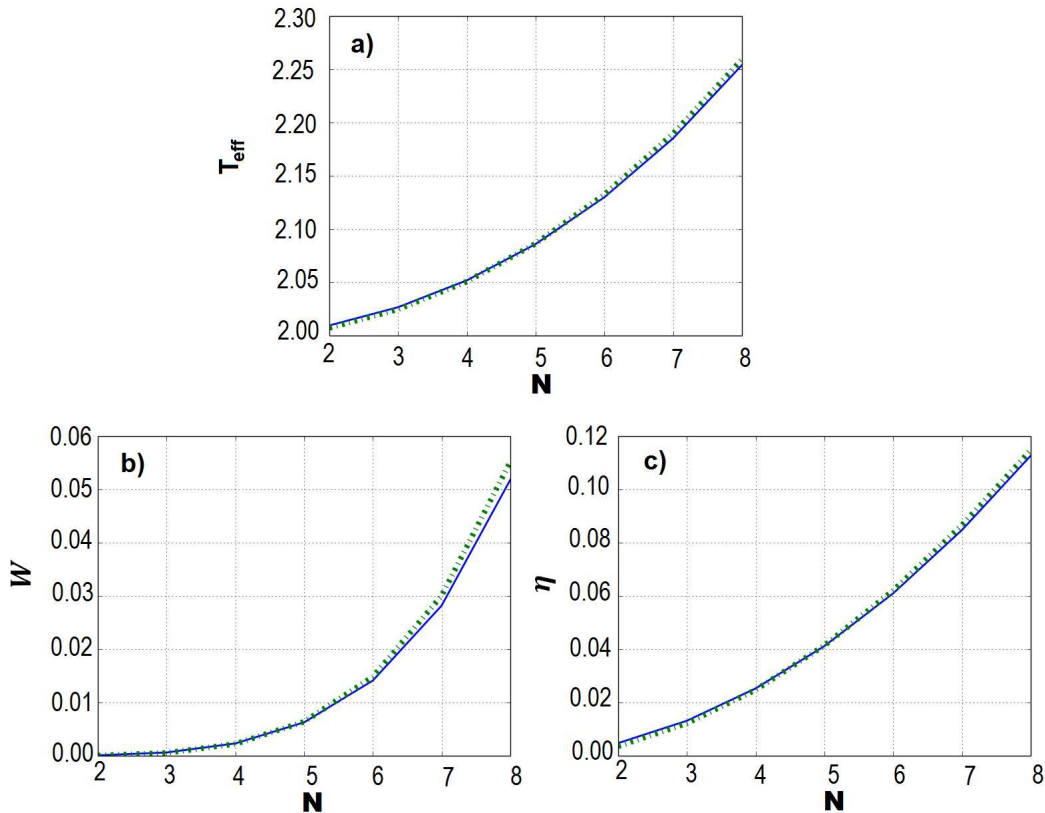


Figure 8. Comparison of numerical results (dashed line) with developed theory (solid line) of effective field temperature T_{eff} , harvested work W and efficiency η respectively depending on the number of degenerate ground state levels N . $N_{ex} = 12 \times 10^3$ and corresponding $\tau_0 = 2.01 \mu\text{s}$. All the remaining parameters are the same that of figure 6. T_{eff} , W and η is dimensionless and scaled with Ω .

We also compare the consistency of effective field temperature T_{eff} , harvested work (W) and efficiency (η) versus N in figures 8 (a), (b), (c) between developed analytical and numerical results when dissipation channels open. We observe a good consistency between numerical and theoretical results in steady state.

4. Preparation of the NLAP and its energy cost

Typical methods to generate quantum superposition states, such as pulse area, adiabatic passage, or STIRAP techniques [23, 24], utilize optical pulses interacting with the atomic system to transfer an initial atomic state to a target one. The initial and target quantum states are known and hence one can easily determine the required unitary transformation between them. Physical implementation of the required propagator is however a much more challenging problem than the calculation of the transformation matrix. An efficient strategy to synthesize the transformation matrix is to decompose it into a product of

matrices, representing interacting steps that can be implemented by using optical pulses coupled to the atom.

An arbitrary N dimensional unitary matrix $\mathbf{U}(N)$ can be decomposed into so called N generalized quantum Householder reflection (QHR) matrices or $N-1$ standard QHRs and a phase gate [26, 27]. A generalized QHR is defined by

$$\mathbf{M}(\nu; \phi) = \mathbf{I} + (e^{i\phi} - 1)|\nu\rangle\langle\nu| \quad (15)$$

where \mathbf{I} is the identity operator and the $|\nu\rangle$ is the normalized column vector with dimension N , same with the number of the pulses, and ϕ is an arbitrary phase factor. The decomposition of $\mathbf{U}(N)$ in terms of generalized QHRs can be written as

$$\mathbf{U} = \mathbf{M}(\nu_1; \phi_1)\mathbf{M}(\nu_2; \phi_2)\dots\mathbf{M}(\nu_N; \phi_N). \quad (16)$$

For $\phi = \pi$, equation (15) reduces to $\mathbf{M} = \mathbf{I} - 2|\nu\rangle\langle\nu|$ which is the standard QHR. The interaction represented by each Householder matrix can be described by a propagator which can be determined by the Morris-Shore transformation [25].

Our $N+1$ level atom coupled to N optical pulses in a fan shaped transition scheme, or so called N -pod model, is a generic model that is used to discuss generation of arbitrary multilevel superposition states. Under the Morris-Shore transformation, the lower levels of the atom are grouped into a single bright level coupled to an effective single pulse and $N-1$ dark levels uncoupled from the optical pulses. The propagator is then easily determined in this Morris-Shore basis. Back transformation to the original basis gives the full propagator, or the generalized QHR matrix. Both the number of QHR steps and the number of pulses used in each step are in the order of N , therefore the total number of pulses to be used to generate the target state would be in the order of N^2 . This shows that the energetic cost of preparation of the target state scales with N^2 , same with the work and efficiency scaling in the corresponding photonic Carnot engine.

The preceding discussion is applicable to the case of mixed states as well, for which the normalized vectors of generalized QHRs are defined as [26]

$$|\nu_i\rangle = \frac{1}{e^{-i\phi_i} - 1} \sqrt{\frac{2 \sin(\phi/2)}{|1 - u_{ii}|}} (|u_i\rangle - |e_i\rangle). \quad (17)$$

Here, u_i is the i^{th} column of $\mathbf{U}(N)$, $|e_i\rangle = [0, \dots, 1^{ith}, \dots, 0]^T$ and ϕ is an arbitrary phase where $\phi_i = 2\arg(1 - u_{ii}) - \pi$. It's shown that for an N -Pod system any standard QHR $\mathbf{M}(\nu)$ can be realized by single pulses with an rms pulse area $A = 2\pi$ [27]. The corresponding unitary transformation can only link the mixed states with the identical dynamical invariants. In our case we consider initial thermal states out of a hohlarum transformed to a final state with small coherences. The initial and final states would then possess different spectral decompositions so that they cannot be unitarily connected. A resolution to this is suggested to exploit decoherence channels such as spontaneous emission or pure dephasing, in combination with the unitary transformation [26, 27]. Alternatively and more simply, here we can consider an approximate approach to construct the desired target state as we do not need to specify an exact value for the

coherences, but only need to keep them small enough to ensure slightly out of thermal equilibrium final state. We illustrate our suggested strategy for $N = 2$ case, and suggest that in principle larger NLAP can be generated by straightforward extension of this technique.

Initial state of the atom out of the hohlarum at T_h is the thermal density matrix

$$\rho_{\text{th}} = \frac{1}{Z} e^{-\beta H} = \sum_{n=1}^{N+1} P_n |\Psi_n\rangle \langle \Psi_n| \quad (18)$$

where $\beta = 1/k_B T_h$ inverse temperature ($k_B = 1$) and $Z = \text{Tre}^{-\beta H}$ is the partition function, with $H = \sum_{i=1}^{N+1} \hbar\omega_i |i\rangle \langle i|$ being the atomic Hamiltonian. Taking $N = 2$ and $T_h = 2$, we find $\rho_{\text{th}} = \text{diag}(0.327, 0.384, 0.384)$. Target density matrix ρ_c is taken to be

$$\rho_c = \begin{pmatrix} 0.327 & 0 & 0 \\ 0 & 0.384 & 0.000001 \\ 0 & 0.000001 & 0.384 \end{pmatrix}, \quad (19)$$

where the off-diagonal elements between degenerate ground state levels are taken real and much smaller than the diagonal elements that are equal to those of the ρ_{th} . The initial and final density matrices have distinct dynamical invariants in their spectral decompositions and hence they cannot be linked by a coherent evolution. Let us assume however an approximate link such that $\rho_c \approx \mathbf{U} \rho_{\text{th}} \mathbf{U}^\dagger$. The unitary transformation \mathbf{U} can be determined from the matrix that diagonalize ρ_c and found to be

$$\mathbf{U} = \begin{pmatrix} 1 & 0 & 0 \\ 0 & -0.707 & 0.707 \\ 0 & 0.707 & 0.707 \end{pmatrix}. \quad (20)$$

Writing $\tilde{\rho}_c = \mathbf{U} \rho_{\text{th}} \mathbf{U}^\dagger$, the fidelity between ρ_c and $\tilde{\rho}_c$ is determined by $\mathcal{F}(\rho_c, \tilde{\rho}_c) = |\text{Tr} \sqrt{\sqrt{\rho_c} \tilde{\rho}_c \sqrt{\rho_c}}|^2$ and found to be $\mathcal{F}(\rho_c, \tilde{\rho}_c) \simeq 1$. Thus, $\tilde{\mathbf{U}}$ can be approximately be used as the unitary operator linking the initial and the target density matrices.

$\tilde{\mathbf{U}}$ can be synthesized by using two standard QHRs and a phase gate as

$$\tilde{\mathbf{U}} = \mathbf{M}(\nu_1; \phi_1) \mathbf{M}(\nu_2; \phi_2) \mathbf{M}(\nu_3; \phi_3) \quad (21)$$

where $\phi_1 = \phi_2 = \phi_3 = \pi$ and $\mathbf{M}(\nu_3; \phi_3) = \Phi(0, 0, \Phi_3)$ is a one-dimensional phase gate. By using equation (17) one finds the normalized column vectors to be $|\nu_1\rangle = [0, 0, 0]^T$, $|\nu_2\rangle = [0, 0.924, -0.383]^T$. The example for $N = 2$ here illustrates the basic principles to generate arbitrary NLAP. One can use N pulses for each $N - 1$ standard QHRs and a phase gate to synthesize a unitary transformation matrix, which is the diagonalization matrix of a quasi equilibrium thermal state at T_h with small coherences. When the pulses applied to the actual atom out of hohlarum at T_h , the final state will be approximately the same with the target state used to determine the properties of the pulses.

We can now estimate the energy cost U_c of generating ρ_c using $U_c = N^2 U_p$ where N^2 is the total number of pulses used in the QHR technique and U_p is the energy of a single pulse. U_p can be determined from the pulse area A as in [18]. For a square pulse

of duration τ_p and amplitude E_p we have $A = dE_p\tau/\hbar$, where d is the magnitude of the dipole moment

$$d = \sqrt{\frac{3\pi\epsilon_0\hbar c^3\gamma}{\Omega^3}}, \quad (22)$$

where ϵ is the vacuum permittivity and c is the speed of light. Taking the pulse area $A = 2\pi$ we find

$$E_p = \frac{2\pi\hbar}{\tau_p} \sqrt{\frac{\Omega^3}{3\pi\epsilon_0\hbar c^3\gamma}}. \quad (23)$$

The intensity of the pulse is given by $I_p = c\epsilon_0|E_p|^2/2$. The pulse energy in a beam of radius r_b can be estimated by $U_p = \pi r_b^2 I_p \tau_p$. Using $\Omega = 2\pi c/\lambda$ and $\zeta = \lambda/2\pi r_b$, where λ and ζ are the wavelength of the optical field and the radial beam divergence, respectively, we find

$$U_p = \hbar\Omega \frac{\pi^2}{6} \frac{1}{\tau_p\gamma} \frac{1}{\zeta^2}. \quad (24)$$

Taking $1/\tau_p\gamma \sim 2$ and $\zeta \sim 0.5$ [18], we find $U_p \sim 12\hbar\Omega$.

Total energy cost to reach steady state per cycle is $U_{ss} = mU_c = mN^2U_p$ where $m = r\Delta t_s$. Here, m is the number of atoms needed for thermalisation, r is the injection rate, and Δt_s is the time elapsed to reach the steady state. In our results we have found that the harvested work per cycle is much less than the resonance energy, $W \ll \hbar\Omega$, thus the generation cost of NLAP fuel is several orders of magnitude larger than the harvested work $U_{ss} \gg W$, which confirms that the second law of thermodynamics obeyed in photonic Carnot engine with NLAP. Generation cost is not included in the thermodynamic efficiency but it can be significant figure of merit in the round trip efficiency. To make such photonic Carnot engines more appealing for certain applications, it is necessary to increase their round trip efficiency as well. For that aim one could consider the cases of larger compression ratios ($\Delta\Omega \gg \Omega$) and high operation temperatures ($k_B T_h \gg \hbar\Omega$). Our focus here is on the discussion if such engines can operate under decoherence. Despite the negative conclusions for two level phaseonium case [19], we have found that larger phaseonium fuel allows for operational photonic Carnot engines. The question of how to increase their round trip efficiency requires further analysis which is beyond the scope of present contribution.

5. Conclusions

Summarizing, we examined scaling of work and efficiency of a quantum heat engine with the number of quantum resources. Specifically, we considered a photonic Carnot engine with a multilevel phaseonium quantum fuel. We derived a generalized master equation for the cavity photons, which forms the working fluid of the engine, and determined the steady state photon number to calculate the work output and thermodynamic efficiency. We find that they scale quadratically with the number of quantum coherent levels N . We examined the case of degenerate levels to get analytical results and to examine scaling

laws against decoherence due to cavity dissipation and atomic dephasing. We verified our analytical results with detailed numerical methods and have shown consistency of coarse grained analytical results with the microscopical numerical approach. Generation of multilevel phaseonium fuel using Morris-Shore transformation determined quantum Householder reflection technique as well as its cost are examined. Using typical parameters in modern resonator systems, such as circuit QED, our calculations reveal that decoherence due to cavity dissipation could be overcome by the multilevel quantum coherence even in the presence of large dephasing rate. If the dephasing rate increases with N , then work and efficiency can still overcome the decoherence and retain their N^2 scaling up to a critical number of coherent levels.

Acknowledgments

Authors warmly thank N. Allen, A. Imamoglu and I. Adagideli for illuminating discussions. Authors acknowledge support from Koç University and Lockheed Martin University Research Agreement.

Appendix

We generalize micromaser mesoscopic master equation treatment [6] applied for three-level phaseonium engine [4] to multi-level case. In NLAP model, the Hamiltonian of the whole system is $H = H_0 + H_I^k$ where label k implies injected k^{th} arbitrary atom. We adopt the notation of ref. [42] for the Hamiltonian and relevant quantities. Here, $H_0 = \hbar\omega_a|a^k\rangle\langle a^k| + \hbar\sum_{i=1}^N\omega_{b_i}|b_i^k\rangle\langle b_i^k|$ and

$$H_I^k = \hbar g \sum_{i=1}^N |a^k\rangle\langle b_i^k| \hat{a} e^{-i\Omega t} + H.c. \quad (\text{A.1})$$

in the interaction picture where ω_1, ω_{b_i} are atomic energy levels, g is the atom-field coupling coefficient and Ω is the single mode cavity frequency. Here, we assume all levels coupled to the excited one with the same coefficient g . The equation of motion of overall system is

$$\dot{\rho} = -\frac{i}{\hbar}[H, \rho] + \mathcal{L}_A[\rho] + \mathcal{L}_f[\rho] \quad (\text{A.2})$$

where $\mathcal{L}_A[\rho]$ and $\mathcal{L}_f[\rho]$ are the Liouvillian superoperators expressed in the main text corresponding to atomic and field degrees of freedom respectively.

The equation of motion of the radiation field which is the working substance of the heat engine can be found by tracing out atomic part as

$$\dot{\rho}_{nn} = -\frac{i}{\hbar} \sum_k (\text{Trat}[H^k, \rho^k]_{nn}) + \text{Trat}\mathcal{L}_A[\rho]_{nn} + \text{Trat}\mathcal{L}_f[\rho]_{nn} \quad (\text{A.3})$$

where $\dot{\rho}_{nn} = \langle n|\dot{\rho}|n\rangle$. Here, $[H, \rho]_{nn} = \langle n|(H\rho - \rho H)|n\rangle = \sum_m \langle n|H|m\rangle\langle m|\rho|n\rangle - \sum_m \langle n|\rho|m\rangle\langle m|H|n\rangle = \sum_m (H_{nm}\rho_{mn} - \rho_{nm}H_{mn})$. In micromaser theory, due to the short

atom-cavity interaction time, last term, cavity decay is usually ignored when the atom is inside the cavity. The second term is treated perturbatively and will be considered for zeroth order in g . Here, we will keep it but assume it can be treated independently. One may write the partial trace operation over atomic degrees of freedom for a random single atom as,

$$\begin{aligned} \text{Trat}[H, \rho]_{nm} &= \sum_{\alpha} \langle \alpha, n | [H, \rho] | \alpha, n \rangle \\ &= \langle an | [H, \rho] | an \rangle + \sum_{i=1}^N \langle b_i n | [H, \rho] | b_i n \rangle \end{aligned} \quad (\text{A.4})$$

where α are the atomic basis as expressed at the right hand side. Each term of equation (A.4) can be calculated by using the selective rules of the Hamiltonian between certain levels n and m ; for instance inserting for the first term of equation (A.4) we have, $\langle an | [H, \rho] | an \rangle = \langle an | (H\rho - \rho H) | an \rangle$

$$\begin{aligned} &= \sum_{\alpha'm} \{ \langle an | H | \alpha'm \rangle \langle \alpha'm | \rho | an \rangle - \langle an | \rho | \alpha'm \rangle \langle \alpha'm | H | an \rangle \} \\ &= \sum_{\alpha'm} \{ H_{an, \alpha'm} \rho_{\alpha'm, an} - \rho_{an, \alpha'm} H_{\alpha'm, an} \}. \end{aligned} \quad (\text{A.5})$$

H_I is the hamiltonian equation (A.1) to be inserted into equation (A.5) which can be written as,

$$H_I = \hbar g \hat{R}_+ \hat{a} e^{-i\Omega t} + \hbar g \hat{R}_- \hat{a}^\dagger e^{i\Omega t}, \quad (\text{A.6})$$

where $\hat{R}_+ = \sum_{i=1}^N |a\rangle \langle b_i|$ and $\hat{R}_- = \hat{R}_+^\dagger$. Expressing the terms of equation (A.5) conveniently, we write

$$(\hat{R}_+)_{a\alpha'} = \langle a | (|a\rangle \langle b_1| + \dots + |a\rangle \langle b_N|) | \alpha' \rangle = (\delta_{b_1\alpha'} + \dots + \delta_{b_N\alpha'}) \quad (\text{A.7})$$

and $(\hat{R}_-)_{a\alpha'} = 0$. Besides, $\hat{a}_{nm} = \langle n | \hat{a} | m \rangle = \sqrt{m} \langle n | | m-1 \rangle = \sqrt{m} \delta_{n, m-1}$. Substituting these terms into the first part of equation (A.5) we have $\sum_{\alpha'm} \{ H_{an, \alpha'm} \rho_{\alpha'm, an} \} = \hbar g e^{-i\Omega t} \sqrt{n+1} (\rho_{b_1 n+1, an} + \dots + \rho_{b_N n+1, an})$. The second part of equation (A.5) is simply the complex conjugate. Hence the first term of equation (A.4) is

$$\langle an | [H, \rho] | an \rangle = \hbar g e^{-i\Omega t} \sqrt{n+1} \sum_{i=1}^N \rho_{b_i n+1, an} - c.c. \quad (\text{A.8})$$

The second term of equation (A.4) would be calculated by similar considerations. We can write $\langle b_i n | [H, \rho] | b_i n \rangle = \sum_{\alpha'm} \{ H_{b_i n, \alpha'm} \rho_{\alpha'm, b_i n} \}$. In this case $(\hat{R}_+)_{b_i \alpha'} = 0$, $(\hat{R}_-)_{b_i \alpha'} = \langle a | | \alpha' \rangle = \delta_{a\alpha'}$ and $\hat{a}_{nm}^\dagger = \langle n | \hat{a}^\dagger | m \rangle = \sqrt{m+1} \langle n | | m+1 \rangle = \sqrt{m+1} \delta_{n, m+1}$. Then, $\langle b_i n | [H, \rho] | b_i n \rangle = \hbar g e^{i\Omega t} \sqrt{n} \rho_{a n-1, b_i n} - c.c.$ and finally the second term of equation (A.4) becomes,

$$\sum_{i=1}^N \langle b_i n | [H, \rho] | b_i n \rangle = \hbar g e^{i\Omega t} \sqrt{n} \sum_{i=1}^N \rho_{a n-1, b_i n} - c.c. \quad (\text{A.9})$$

Inserting these results into equation (A.3) and after some rearrangements we have the field equation of motion,

$$\begin{aligned} \dot{\rho}_{nn} = & -g \sum_k \left\{ (i\sqrt{n+1}e^{-i\Omega t} \sum_{i=1}^N \rho_{b_i n+1, an}^k \right. \\ & \left. - i\sqrt{n}e^{-i\Omega t} \sum_{i=1}^N \rho_{b_i n, an-1}^k) + c.c. \right\} + \mathcal{L}_f[\rho_f]_{nn}. \end{aligned} \quad (\text{A.10})$$

We use $\rho_f \equiv \rho$ hereafter for simplicity. Here,

$$\begin{aligned} \mathcal{L}_f[\rho]_{nn} = & \langle n | \frac{\kappa}{2} (2\hat{a}\rho\hat{a}^\dagger - \rho\hat{a}^\dagger\hat{a} - \hat{a}^\dagger\hat{a}\rho) | n \rangle \\ = & \kappa \{ (n+1)\rho_{n+1, n+1} - n\rho_{nn} \}. \end{aligned} \quad (\text{A.11})$$

In order to proceed the calculation, any single term in the summation of equation (A.10) should be calculated and inserted therein. The terms can be obtained by the integration of corresponding equation of motions by using the selective rules of the Hamiltonian as expressed above. We evaluate atomic equation of motion 0^{th} order in g first, we have

$$\dot{\rho}_A = -\frac{i}{\hbar} [H_A, \rho_A] + \gamma_{\alpha, \alpha'} \sum_{\alpha, \alpha'} \mathcal{L}[L_{\alpha, \alpha'}] + \frac{\gamma_\phi}{2} \sum_i \mathcal{L}[L_{b_i, b_i}] \quad (\text{A.12})$$

where $L_{\alpha, \alpha'} = |\alpha\rangle\langle\alpha'|$ and $L_{b_i, b_i} = |b_i\rangle\langle b_i|$. Final two terms of equation (A.12) corresponds to $\mathcal{L}_A[\rho_A]$ with $\alpha' \neq \alpha$ and $i = 1, \dots, N$. Here, $\alpha = \{a, b_1, \dots, b_N\}$ and $\gamma_{\alpha, \alpha'}$ is taken equal to γ for simplicity. Note that the atomic part of the master equation is for the case of pure dephasing & relaxation and we follow the usual assumption of micromaser theory [22] that cavity decay and atomic dynamics can be separately treated. When atom is inside the cavity, decay is not included.

The equation of motion of the i^{th} term of the first summation of equation (A.10) for a single atom is

$$\begin{aligned} \dot{\rho}_{b_i n+1, an} = & -ig\sqrt{n+1}e^{i\Omega t} \{ \rho_{an, an} - (\rho_{b_i n+1, b_1 n+1} + \dots \\ & + \rho_{b_i n+1, b_N n+1}) \}. \end{aligned} \quad (\text{A.13})$$

Here, we have neglected the the matrix element $\langle b_i n+1 | \mathcal{L}_f[\rho] | an \rangle$ in accord with the assumptions indicated above. The equation of motion for $\rho_{b_i n, an-1}$ which is the i^{th} term of second summation of (A.10) could be obtained by simply replacing $n \rightarrow n-1$ in equation (A.13), that is

$$\dot{\rho}_{b_i n, an-1} = -ig\sqrt{n}e^{i\Omega t} \{ \rho_{an-1, an-1} - (\rho_{b_i n, b_1 n} + \dots + \rho_{b_i n, b_N n}) \} \quad (\text{A.14})$$

Therefore we obtain $\rho_{b_i n+1, an}$ and $\rho_{b_i n, an-1}$ terms by integrating equations (A.13 and A.14) formally in the following form,

$$\begin{aligned} \rho_{b_i n+1, a n}^k &= -ig\sqrt{n+1} \int_{t_{k_0}}^t dt' e^{(i\omega_{ab_i} - \gamma)(t-t')} e^{i\Omega t'} \\ &\times \{ \rho_{a n, a n}^k - (\rho_{b_i n+1, b_1 n+1}^k + \dots + \rho_{b_i n+1, b_N n+1}^k) \} \end{aligned} \quad (\text{A.15})$$

$$\begin{aligned} \rho_{b_i n, a n-1}^k &= -ig\sqrt{n} \int_{t_{k_0}}^t dt' e^{(i\omega_{ab_i} - \gamma)(t-t')} e^{i\Omega t'} \\ &\times \{ \rho_{a n-1, a n-1}^k - (\rho_{b_i n, b_1 n}^k + \dots + \rho_{b_i n, b_N n}^k) \} \end{aligned} \quad (\text{A.16})$$

The terms of equations (A.15 and A.16) can be factorized to atomic and field density matrices for zeroth order solution in g . For instance,

$$\begin{aligned} \rho_{\alpha n, \alpha n}^{k_0}(t', t_{k_0}) &= \rho_{\alpha, \alpha}^{k_0}(t', t_{k_0}) \rho_{n, n}(t'), \\ \rho_{\alpha n+1, \alpha n+1}^{k_0}(t', t_{k_0}) &= \rho_{\alpha, \alpha}^{k_0}(t', t_{k_0}) \rho_{n+1, n+1}(t'), \end{aligned} \quad (\text{A.17})$$

$$\begin{aligned} \rho_{b_i n, b_j n}^{k_0}(t', t_{k_0}) &= \rho_{b_i, b_j}^{k_0}(t', t_{k_0}) \rho_{n, n}(t'), \\ \rho_{b_i n+1, b_j n+1}^{k_0}(t', t_{k_0}) &= \rho_{b_i, b_j}^{k_0}(t', t_{k_0}) \rho_{n+1, n+1}(t') \end{aligned} \quad (\text{A.18})$$

Here, $\rho_{\alpha, \alpha}^{k_0}$, $\rho_{b_i, b_j}^{k_0}$ which are the initial atomic density matrix elements, obey the respective atomic equations of motion

$$\begin{aligned} \dot{\rho}_{\alpha, \alpha}^{k_0}(t', t_{k_0}) &= -\gamma \rho_{\alpha, \alpha}^{k_0}(t', t_{k_0}), \\ \dot{\rho}_{b_i, b_j}^{k_0}(t', t_{k_0}) &= -(i\omega_{b_i b_j} + \gamma + \gamma_\phi) \rho_{b_i, b_j}^{k_0}(t', t_{k_0}) \end{aligned} \quad (\text{A.19})$$

in which the solutions are

$$\begin{aligned} \rho_{\alpha, \alpha}^{k_0} &= e^{-\gamma(t-t_{k_0})} \rho_{\alpha, \alpha}^{k_0}(t_{k_0}, t_{k_0}), \\ \rho_{b_i, b_j}^{k_0} &= e^{-(i\omega_{b_i b_j} + \bar{\gamma})(t-t_{k_0})} \rho_{b_i, b_j}^{k_0}(t_{k_0}, t_{k_0}) \end{aligned} \quad (\text{A.20})$$

where $\bar{\gamma} = \gamma + \gamma_\phi$. Equations (A.19) and (A.20) imply that excited and ground state levels decay to a lower level. The off-diagonal elements of the atomic density matrix are equal to $\rho_{b_i, b_j}^{k_0}(t_{k_0}, t_{k_0}) = |\rho_{b_i, b_j}^0| e^{i\phi_{ij}}$. The $e^{i\phi_{ij}}$ is assigned with the coherence preparation. Thus, we can express equations (A.15 and A.16) by using zeroth order atomic equations (A.18-A.20) to find first order solutions in g ,

$$\rho_{b_i n+1, a n}^k = -ig\sqrt{n+1} \int_{t_{k_0}}^t dt' e^{(i\omega_{ab_i} - \gamma)(t-t')} e^{i\Omega t'} \quad (\text{A.21})$$

$$\begin{aligned} &\times \{ e^{-\gamma(t'-t_{k_0})} \rho_{aa} \rho_{nn} - e^{-\gamma(t'-t_{k_0})} \rho_{b_i b_i} \rho_{n+1 n+1} \\ &- \sum_{i \neq j} e^{-(i\omega_{b_i b_j} + \bar{\gamma})(t-t_{k_0})} |\rho_{b_i, b_j}^0| e^{i\phi_{ij}} \rho_{n+1 n+1} \}. \end{aligned} \quad (\text{A.22})$$

Likewise,

$$\begin{aligned}
\rho_{b_i n, a n-1}^k &= -ig\sqrt{n} \int_{t_{k_0}}^t dt' e^{(i\omega_{ab_i} - \gamma)(t-t')} e^{i\Omega t'} \\
&\times \{ e^{-\gamma(t'-t_{k_0})} \rho_{aa}^0 \rho_{n-1n-1} - e^{-\gamma(t'-t_{k_0})} \rho_{b_i b_i}^0 \rho_{nn} \\
&- \sum_{i \neq j} e^{-(i\omega_{b_i b_j} + \bar{\gamma})(t-t_{k_0})} |\rho_{b_i, b_j}^0| e^{i\phi_{ij}} \rho_{nn} \}. \tag{A.23}
\end{aligned}$$

Putting all these results into equation (A.10) we have the field equation of motion,

$$\begin{aligned}
\dot{\rho}_{nn} &= -g^2 \sum_k \int_{t_{k_0}}^t dt' \{ e^{-i\Omega(t-t')} [(n+1) \sum_{i=1}^N e^{(i\omega_{ab_i} - \gamma)(t-t')} \\
&\times (e^{-\gamma(t'-t_{k_0})} \rho_{aa}^0 \rho_{nn} - e^{-\gamma(t'-t_{k_0})} \rho_{b_i b_i}^0 \rho_{n+1n+1} \\
&- \sum_{i \neq j} e^{-(i\omega_{b_i b_j} + \bar{\gamma})(t'-t_{k_0})} |\rho_{b_i, b_j}^0| e^{i\phi_{ij}} \rho_{n+1n+1}) - n \sum_{i=1}^N e^{(i\omega_{ab_i} - \gamma)(t-t')} \\
&\times (e^{-\gamma(t'-t_{k_0})} \rho_{aa}^0 \rho_{n-1n-1} - e^{-\gamma(t'-t_{k_0})} \rho_{b_i b_i}^0 \rho_{nn} \\
&- \sum_{i \neq j} e^{(i\omega_{b_i b_j} + \bar{\gamma})(t'-t_{k_0})} |\rho_{b_i, b_j}^0| e^{i\phi_{ij}} \rho_{nn})] + c.c. \} \tag{A.24}
\end{aligned}$$

Before proceeding, we replace the summation over number of injected atoms by integration over injection time as $\sum_k \rightarrow r \int_{-\infty}^t dk_0$ where r is the injection rate. We also define $\Delta_i = \omega_{ab_i} - \Omega$ where $\omega_{ab_i} = \omega_a - \omega_{b_i}$. Then,

$$\begin{aligned}
\dot{\rho}_{nn} &= -rg^2 \int_{-\infty}^t dt_{k_0} \int_{t_{k_0}}^t dt' \left\{ \left[\sum_{i=1}^N e^{(i\Delta_i - \gamma)(t'-t_{k_0})} \rho_{aa}^0 ((n+1)\rho_{nn} - n\rho_{n-1n-1}) \right. \right. \\
&- \left(\sum_{i=1}^N e^{(i\Delta_i - \gamma)(t-t')} e^{-\gamma(t'-t_{k_0})} \rho_{b_i b_i}^0 \right) ((n+1)\rho_{n+1n+1} - n\rho_{nn}) \\
&- \left(\sum_{i < j} (e^{(i\Delta_i - \gamma)(t-t')} e^{-(i\omega_{b_i b_j} + \bar{\gamma})(t'-t_{k_0})} |\rho_{b_i, b_j}^0| e^{i\phi_{ij}} \right. \\
&+ e^{(i\Delta_j - \gamma)(t-t')} e^{-(-i\omega_{b_i b_j} + \bar{\gamma})(t'-t_{k_0})} |\rho_{b_i, b_j}^0| e^{-i\phi_{ij}} \\
&\left. \left. \times ((n+1)\rho_{n+1n+1} - n\rho_{nn}) \right] + c.c \right\} + \mathcal{L}_f[\rho]_{nn}. \tag{A.25}
\end{aligned}$$

Note that $\rho_{b_j b_i} = e^{-(i\omega_{b_i b_j} + \bar{\gamma})(t-t_{k_0})} |\rho_{b_i, b_j}^0| e^{-i\phi_{ij}}$ while $\rho_{b_i b_j} = e^{-(i\omega_{b_i b_j} + \bar{\gamma})(t-t_{k_0})} |\rho_{b_i, b_j}^0| e^{i\phi_{ij}}$. Evaluating the integrals in (A.25) over t' and t_{k_0} after changing integration order as $\int_{-\infty}^t dt_{k_0} \int_{t_{k_0}}^t dt' = \int_{-\infty}^t dt' \int_{-\infty}^{t'} dt_{k_0}$ we have

$$\begin{aligned}
\dot{\rho}_{nn} &= -rg^2 \left\{ \frac{1}{\gamma} \left(\sum_{i=1}^N \frac{1}{-i\Delta_i + \gamma} \right) \rho_{aa}^0 [(n+1)\rho_{nn} - n\rho_{n-1n-1}] - \right. \\
&\left[\frac{1}{\gamma} \left(\sum_{i=1}^N \frac{1}{-i\Delta_i + \gamma} \right) \rho_{b_i b_i}^0 + \sum_{i < j} \left(\frac{1}{(-i\Delta_i + \gamma)} \frac{1}{(i\omega_{b_i b_j} + \bar{\gamma})} e^{i\phi_{ij}} \right. \right.
\end{aligned}$$

$$\begin{aligned}
& + \frac{1}{(-i\Delta_j + \gamma)} \frac{1}{(-i\omega_{b_i b_j} + \bar{\gamma})} e^{-i\phi_{ij}} \left| \rho_{b_i b_j}^0 \right| \Big] \\
& \times \left[(n+1)\rho_{n+1n+1} - n\rho_{nn} \right] + c.c. \Big\} + \mathcal{L}_f[\rho]_{nn}
\end{aligned} \tag{A.26}$$

We proceed by summing each term with their respective complex conjugates, some arrangements then,

$$\begin{aligned}
\dot{\rho}_{nn} = & -rg^2 \left\{ \frac{1}{\gamma} \left(\sum_{i=1}^N \frac{2\gamma}{\Delta_i^2 + \gamma^2} \right) \rho_{aa}^0 [(n+1)\rho_{nn} - n\rho_{n-1n-1}] \right. \\
& - \left[\frac{1}{\gamma} \left(\sum_{i=1}^N \frac{2\gamma}{\Delta_i^2 + \gamma^2} \right) \rho_{b_i b_i}^0 \right. \\
& + \sum_{i < j} \left[\left(\frac{2 \cos \phi_{ij} (\Delta_i \omega_{b_i b_j} + \gamma \bar{\gamma}) + 2 \sin \phi_{ij} (\omega_{b_i b_j} - \Delta_i \bar{\gamma})}{(\Delta_i^2 + \gamma^2)(\omega_{b_i b_j}^2 + \bar{\gamma}^2)} \right. \right. \\
& \left. \left. + \frac{2 \cos \phi_{ij} (\gamma \bar{\gamma} - \Delta_j \omega_{b_i b_j}) + 2 \sin \phi_{ij} (\omega_{b_i b_j} + \Delta_j \bar{\gamma})}{(\Delta_j^2 + \gamma^2)(\omega_{b_i b_j}^2 + \bar{\gamma}^2)} \right) \left| \rho_{b_i b_j}^0 \right| \right] \\
& \left. \times [(n+1)\rho_{n+1n+1} - n\rho_{nn}] \right\}
\end{aligned} \tag{A.27}$$

and by using equation (A.11), finally we have,

$$\begin{aligned}
\dot{\rho}_{nn} = & -R \left\{ K_a \rho_{aa} [(n+1)\rho_{nn} - n\rho_{n-1n-1}] + (R_{g_0} + R_{g_c}) \right. \\
& \left. \times [n\rho_{nn} - (n+1)\rho_{n+1n+1}] \right\} + \kappa \{ (n+1)\rho_{n+1,n+1} - n\rho_{nn} \}
\end{aligned} \tag{A.28}$$

where

$$\begin{aligned}
K_a = \sum_{i=1}^N \frac{2}{\Delta_i^2 + \gamma^2}, \quad R_{g_0} = \sum_{i=1}^N K_{b_i} \rho_{b_i b_i}^0, \\
R_{g_c} = \sum_{i < j}^S K_{ij}^{\phi_{ij}} \left| \rho_{b_i b_j}^0 \right|, \quad K_{b_i} = \frac{2}{\Delta_i^2 + \gamma^2},
\end{aligned} \tag{A.29}$$

$$\begin{aligned}
K_{ij}^{\phi_{ij}} = & \frac{2 \cos \phi_{ij} (\Delta_i \omega_{b_i b_j} + \gamma \bar{\gamma}) + 2 \sin \phi_{ij} (\omega_{b_i b_j} - \Delta_i \bar{\gamma})}{(\Delta_i^2 + \gamma^2)(\omega_{b_i b_j}^2 + \bar{\gamma}^2)} \\
& + \frac{2 \cos \phi_{ij} (\gamma \bar{\gamma} - \Delta_j \omega_{b_i b_j}) + 2 \sin \phi_{ij} (\omega_{b_i b_j} + \Delta_j \bar{\gamma})}{(\Delta_j^2 + \gamma^2)(\omega_{b_i b_j}^2 + \bar{\gamma}^2)},
\end{aligned} \tag{A.30}$$

$\Delta_{i,j} = \omega_{ab_{i,j}} - \Omega$, $\omega_{ab_{i,j}} = \omega_a - \omega_{b_{i,j}}$ and $R = rg^2$. Note that R_{g_0} has N number of terms and R_{g_c} has $S = N(N-1)/2$ number of terms in the summation. Since we seek the solutions in the steady state, we obtain the steady state photon number \bar{n}_ϕ by solving $\dot{\bar{n}}_\phi = 0$ where $\dot{\bar{n}} = \sum_n n \dot{\rho}_{nn}$ and we write $\dot{\bar{n}}_\phi$ by using previously obtained $\dot{\rho}_{nn}$ as

$$\dot{\bar{n}} = -RK_a \rho_{aa} \sum_n n(n+1)\rho_{nn} + RK_a \rho_{aa} \sum_n n^2 \rho_{n-1,n-1}$$

$$\begin{aligned}
& -RR_{g_0} \sum_n n^2 \rho_{nn} + RR_{g_0} \sum_n n(n+1) \rho_{n+1,n+1} \\
& -RR_{g_c} \sum_n n^2 \rho_{nn} + RR_{g_c} \sum_n n(n+1) \rho_{n+1,n+1} \\
& + \kappa \sum_n n(n+1) \rho_{n+1,n+1} - \kappa \sum_n n^2 \rho_{nn}.
\end{aligned} \tag{A.31}$$

Then, we insert $n \rightarrow n-1$ for and $n \rightarrow n+1$ for ρ_{n+1n+1} and ρ_{n-1n-1} terms respectively so that we get,

$$\begin{aligned}
\dot{\bar{n}} &= RK_a \rho_{aa} \sum_n (n+1) \rho_{nn} - RR_{g_0} \sum_n n \rho_{nn} - RR_{g_c} \sum_n \rho_{nn} \\
&= RK_a \rho_{aa} (\bar{n}_\phi + 1) - R\bar{n}_\phi (R_{g_0} + R_{g_c}) - \kappa \bar{n}_\phi
\end{aligned} \tag{A.32}$$

Solving $\dot{\bar{n}}_\phi = 0$, we have

$$\bar{n}_\phi = \frac{K_a \rho_{aa}}{R_{g_0} + R_{g_c} + \frac{\kappa}{R} - K_a \rho_{aa}} = \frac{1}{\frac{R_{g_0}}{K_a \rho_{aa}} + \frac{R_{g_c}}{K_a \rho_{aa}} + \frac{\kappa}{RK_a \rho_{aa}} - 1}. \tag{A.33}$$

We write the final form of the steady state photon number after some arrangements,

$$\bar{n}_\phi = \frac{\bar{n}_\kappa}{1 + \bar{n}_\kappa \frac{R_{g_c}}{K_a \rho_{aa}}}, \tag{A.34}$$

where

$$\bar{n}_\kappa = \frac{\bar{n}}{1 + \bar{n} \frac{\kappa}{RK_a \rho_{aa}}}. \tag{A.35}$$

Here, \bar{n}_κ is the average photon number in the absence of atomic coherence in terms of average photon number $\bar{n} = 1/(R_{g_0}/K_a \rho_{aa} - 1)$ which is the average photon number in the absence of atomic coherence and in the absence of cavity decay κ .

Finally we look at the degenerate ground state case ($\omega_{ab_{i,j}} = 0$, $\Delta_{i,j} = 0$). In this case, \bar{n} can be simplified to $\bar{n} = P_e/(Pg - Pe)$ where $P_e = \rho_{aa}$, $P_g = \rho_{b_i b_i}$ for any i . The simplified forms of other parameters are

$$K_a = \frac{2N}{\gamma^2}, \quad R_{g_0} = \frac{2NP_g}{\gamma^2}, \quad R_{g_c} = \frac{2N(N-1) \cos \phi \lambda}{\gamma \bar{\gamma}} \tag{A.36}$$

for $\theta = \pi$. Analytical decoherence term for degenerate case can be identified in R_{g_c} expression such that

$$\xi = \left(1 + \frac{\gamma_\phi}{\gamma}\right)^{-1} \cong e^{-\gamma_\phi/\gamma} \tag{A.37}$$

for $\gamma_\phi \ll \gamma$.

References

- [1] Chalk S G and Miller J F 2006 *Journal of Power Sources* **159** 73–80
- [2] Chau K T, Wong Y S and Chan C C 1999 *Energy Conversion and Management* **40** 1021–1039
- [3] Yang Y, McDowell M T, Jackson A, Cha J J, Hong S S and Cui Y 2010 *Nano Lett.* **10** 1486–1491
- [4] Scully M O, Zubairy M S, Agarwal G S and Walther H 2003 *Science* **299** 862–864
- [5] Scully M O 2002 Extracting Work from a Single Heat Bath via Vanishing Quantum Coherence II: Microscopic Model *AIP Conference Proceedings* vol 643 (AIP Publishing) pp 83–91
- [6] Rostovtsev Y V, Sariyanni Z E and Scully M O 2003 *Laser Physics* **13** 375–385
- [7] Zubairy M S 2002 The PhotoCarnot Cycle: The Preparation Energy for Atomic Coherence *AIP Conference Proceedings* vol 643 (AIP Publishing) pp 92–97
- [8] Kieu T D 2004 *Phys. Rev. Lett.* **93** 140403
- [9] Quan H T, Liu Y x, Sun C P and Nori F 2007 *Phys. Rev. E* **76** 031105
- [10] Allahverdyan A E, Johal R S and Mahler G 2008 *Phys. Rev. E* **77** 041118
- [11] Johal R S 2009 *Phys. Rev. E* **80** 041119
- [12] Wang J, He J and Wu Z 2012 *Phys. Rev. E* **85** 031145
- [13] Dorfman K E, Voronine D V, Mukamel S and Scully M O 2013 *PNAS* **110** 2746–2751
- [14] Li H, Zou J, Yu W L, Li L, Xu B M and Shao B 2013 *The European Physical Journal D* **67**
- [15] Zhuang Z and Liang S D 2014 *Phys. Rev. E* **90** 052117
- [16] Altıntaş F, Hardal A Ü C and Müstecaplıoğlu Ö E 2014 *Phys. Rev. E* **90** 032102
- [17] Altıntaş F, Hardal A Ü C and Müstecaplıoğlu Ö E 2015 *Phys. Rev. A* **91** 023816
- [18] Hardal A Ü C and Müstecaplıoğlu Ö E 2015 *Scientific Reports* **5** 12953
- [19] Quan H T, Zhang P and Sun C P 2006 *Phys. Rev. E* **73** 036122
- [20] Vewinger F, Heinz M, Schneider U, Barthel C and Bergmann K 2007 *Phys. Rev. A* **75** 043407
- [21] Binder F C, Vinjanampathy S, Modi K and Goold J 2015 *New Journal of Physics* **17** 075015
- [22] Filipowicz P, Javanainen J and Meystre P 1986 *Phys. Rev. A* **34** 3077–3087
- [23] Amniat-Talab M, Saadati-Niari M, Gurin S and Nader-Ali R 2011 *Phys. Rev. A* **83** 013817
- [24] Bevilacqua G, Schaller G, Brandes T and Renzoni F 2013 *Phys. Rev. A* **88** 013404
- [25] Saadati-Niari M and Amniat-Talab M 2014 *Journal of Modern Optics* **61** 1492–1499
- [26] Ivanov P A, Kyoseva E S and Vitanov N V 2006 *Phys. Rev. A* **74** 022323
- [27] Ivanov P A, Torosov B T and Vitanov N V 2007 *Phys. Rev. A* **75** 012323
- [28] Birnbaum K M, Boca A, Miller R, Boozer A D, Northup T E and Kimble H J 2005 *Nature* **436** 87–90
- [29] Arnold K J, Baden M P and Barrett M D 2011 *Phys. Rev. A* **84** 033843
- [30] Reshetov V A and Yevseyev I V 2004 *Laser Phys. Lett.* **1** 124–133
- [31] Kyoseva E S and Vitanov N V 2006 *Phys. Rev. A* **73** 023420
- [32] Yavuz D D 2014 *Journal of the Optical Society of America B* **31** 2665
- [33] Hermann-Avigliano C, Teixeira R C, Nguyen T L, Cantat-Moltrecht T, Nogues G, Dotsenko I, Gleyzes S, Raimond J M, Haroche S and Brune M 2014 *Phys. Rev. A* **90** 040502
- [34] Mandel L and Wolf E 1995 *Optical Coherence and Quantum Optics* 1st ed (Cambridge ; New York: Cambridge University Press)
- [35] Raimond J M, Brune M and Haroche S 2001 *Rev. Mod. Phys.* **73** 565–582
- [36] Johansson J R, Nation P D and Nori F 2012 *Computer Physics Communications* **183** 1760–1772
- [37] Gardiner C and Zoller P 2010 *Quantum Noise: A Handbook of Markovian and Non-Markovian Quantum Stochastic Methods with Applications to Quantum Optics* softcover reprint of hardcover 3rd ed. 2004 edition ed (Springer)
- [38] Nunnenkamp A, Koch J and Girvin S M 2011 *New J. Phys.* **13** 095008
- [39] Jirari H and Pötz W 2005 *Phys. Rev. A* **72** 013409
- [40] Schirmer S G and Solomon A I 2004 *Phys. Rev. A* **70** 022107
- [41] Li J, Sillanpää M A, Paraoanu G S and Hakonen P J 2012 *J. Phys.: Conf. Ser.* **400** 042039
- [42] Lu N and Bergou J A 1989 *Phys. Rev. A* **40** 237–249