

Glass transition of charged particles in two-dimensional confinement

Anoosheh Yazdi,^{1,2} Marco Heinen,³ Alexei Ivlev,² Hartmut Löwen,⁴ and Matthias Sperl¹

¹*Institut für Materialphysik im Weltraum, Deutsches Zentrum für Luft- und Raumfahrt, 51170 Köln, Germany*

²*Max-Planck-Institut für extraterrestrische Physik, 85741 Garching, Germany*

³*Division of Chemistry and Chemical Engineering,
California Institute of Technology, Pasadena, California 91125, USA*

⁴*Institut für Theoretische Physik II: Weiche Materie,
Heinrich-Heine-Universität, 40225 Düsseldorf, Germany*

(Dated: September 6, 2021)

The glass transition of mesoscopic charged particles in two-dimensional confinement is studied by mode-coupling theory. We consider two types of effective interactions between the particles, corresponding to two different models for the distribution of surrounding ions that are integrated out in coarse-grained descriptions. In the first model, a planar monolayer of charged particles is immersed in an unbounded isotropic bath of ions, giving rise to an isotropically screened Debye-Hückel- (Yukawa-) type effective interaction. The second, experimentally more relevant system is a monolayer of negatively charged particles that levitate atop a flat horizontal electrode, as frequently encountered in laboratory experiments with complex (dusty) plasmas. A steady plasma current towards the electrode gives rise to an anisotropic effective interaction potential between the particles, with an algebraically long-ranged in-plane decay. In a comprehensive parameter scan that covers the typical range of experimentally accessible plasma conditions, we calculate and compare the mode-coupling predictions for the glass transition in both kinds of systems.

PACS numbers: 64.70.Q-, 66.30.jj, 64.70.ph, 64.70.pe

I. INTRODUCTION

Two-dimensional (2D) configurations of mesoscopic charged particles can be observed in various kinds of experiments [1], including colloidal suspensions confined to interfaces or between plates [2, 3], or negatively charged dust particles levitating in the weakly ionized plasma sheath atop and parallel to a flat horizontal electrode [4]. In coarse-grained descriptions one is interested in the charged particle's dynamics and phase behavior without taking explicit account of the surrounding electrons and ions that ensure overall charge-neutrality of the system. In this article, we employ mode-coupling theory (MCT) to study vitrification in two kinds of confined, monodisperse charged-particle model systems. The first is the traditional two-parametric model of confined particles that interact via screened Coulomb (Yukawa) pair-potentials, and the second is a more realistic, three-parametric model for a monolayer of negatively charged particles embedded in a flowing plasma.

The simple Yukawa model has been widely used in the description of dusty plasmas (see Refs. [1, 5, 6]). It is capable of describing the effective pair-potential between charged particles rather accurately around the most common (mean geometric) nearest neighbor distance [7, 8]. Nevertheless, the Yukawa model is not justified in many of the common laboratory experiments with 2D confinement, due to a highly anisotropic distribution of ions. In the common case of dusty plasmas, levitating in a collisional plasma sheath atop an electrode in a radio frequency chamber [6], account has to be taken of the plasma current of ions towards the electrode and the corresponding anisotropic effective dust interaction po-

tentials. A kinetic theory of the ion distributions and effective dust grain interactions is appropriate in this case, and has been studied by different groups of researchers, under different assumptions on the plasma parameters [8–16]. The theory is based on the solution of the kinetic equation for ions moving in the electrostatic field of the sheath. Different approximations used for the ion collision operator (describing the interaction with neutral gas) merely reflect different experimental regimes (in terms of the radio frequency discharge power and pressure) when the particular model is applicable.

Among these kinetic models, the one published by Kompaneets *et al.* [8] is based on a reasonable assumption of a mobility-limited ion drift in the sheath field (as opposed to rather unrealistic inertia-limited motion) and employs a velocity-independent ion-neutral collisional cross-section which is logarithmically accurate for the dominant charge-exchange collisions [5]. The resulting three-parametric potential is anisotropic in three dimensions (3D); for charged particles confined to 2D, it exhibits an algebraically long-ranged r^{-3} decay. This model is expected to provide a realistic description of interactions in ground-based dusty plasma laboratory experiments [17].

Our results, reported in the present paper, predict qualitatively similar liquid-glass transition curves for monolayers with Yukawa-like and Kompaneets-like pair potentials. However, we find that a glass transition in a dusty plasma monolayer may be qualitatively misinterpreted if Yukawa-like interactions are assumed: An apparently re-entrant liquid-glass-liquid state sequence is found in the parameter space of the Yukawa potentials that at distances close to the mean geometric distance

best fit the potential derived from the kinetic theory. This apparent re-entrant state sequence is merely an artifact that arises when one attempts to describe the system in terms of the inappropriate Yukawa potential parameters, and it disappears when the more realistic kinetic potentials are assumed, and the corresponding dimensionless parameters are used in plotting the transition diagram.

The article is organized as follows: In Sec. II we discuss the two model systems of charged particle monolayers with Yukawa and Kompaneets pair potentials. Section III provides a brief summary of the MCT equations and their only input, the 2D static structure factors, which are computed in the approximate T/2-HNC scheme. Our results are presented in Sec. IV, preceding our finalizing conclusions in Sec. V.

II. THE TWO MODEL SYSTEMS

Both model systems that are described in the following two subsections contain mesoscopic charged particles confined to a 2D plane. The charged particles' diameter is in the order of microns. Surrounding ions are only implicitly accounted for, through their influence on the effective pair-potential between the confined, charged particles. In the thermodynamic limit, both the number, N , of particles and the area, L^2 , of the confining plane diverge to infinity at a fixed value of the areal particle number density $n = N/L^2$.

A. Yukawa monolayer

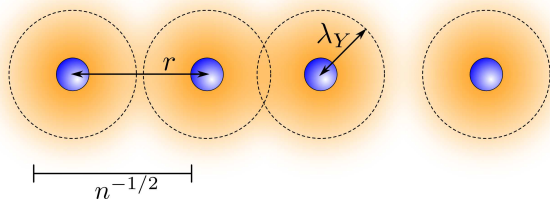


FIG. 1. Edge-on schematic of a Yukawa monolayer. Charged particles (filled circles) are confined to a plane, while oppositely charged ions are free to move in the surrounding, unbounded 3D space. The mean ion density is color-coded. Typical in-plane nearest neighbor distances are similar to the mean geometric distance $n^{-1/2}$, and of the same order of magnitude as the Yukawa screening length λ_Y . Particle separations greatly exceed the particle diameter. The effective particle interactions are quantified by the two dimensionless parameters Γ_Y and $\kappa_Y = 1/(\lambda_Y\sqrt{n})$.

The Yukawa monolayer model implicitly assumes thermodynamic equilibrium statistics of ions, as schematically depicted in Fig. 1. Unlike the two-dimensionally confined, mesoscopic charged particles, ions are free to

move in 3D space in the absence of external forces. Under these conditions the effective interaction potential $U_Y(x)$ between charged particles at sufficiently large mutual distance follows the screened Coulomb (Yukawa)-type form [18]

$$\frac{U_Y(x)}{k_B T} = \Gamma_Y \frac{\exp(-\kappa_Y x)}{x}, \quad (1)$$

where k_B is Boltzmann's constant, T is the absolute temperature, and $x = r\sqrt{n}$ is the particle center-to-center distance in units of the mean geometric distance $n^{-1/2}$.

The Yukawa potential in Eq. (1) is characterized by the two dimensionless parameters Γ_Y and κ_Y : The coupling parameter $\Gamma_Y = Q_Y^2\sqrt{n}/(4\pi\epsilon k_B T)$ quantifies the interaction strength in terms of the charged particle's effective Yukawa charge Q_Y (which is typically less than the bare electric charge of the particles [19, 20]), and the dielectric permittivity ϵ of the embedding medium. In case of dusty plasmas, ϵ is equal to the dielectric permittivity of vacuum, ϵ_0 , for all purposes of the present article in which we adhere to SI units. The screening parameter, $\kappa_Y = 1/(\lambda_Y\sqrt{n})$, is the normalized inverse of the Debye screening length λ_Y , which depends on the ion population. In an embedding plasma that consists of neutral particles and univalent positive ions only, $\lambda_Y = \sqrt{\epsilon k_B T}/(e^2 n_i)$ is the Debye length in terms of the proton elementary charge e , and the unperturbed (3D) ion number density n_i of the ions far from the charged particle's confining plane.

The Yukawa model in two dimensions is best realized experimentally for charged colloids which are confined between two highly charged glass plates [3, 21, 22]. There, the screening is caused by the microions between the plates [3] and it can be tuned by adding salt. The experimentally observed freezing phase sequence has been found to agree with the theoretical predictions assuming a 2D Yukawa interaction [22].

B. Kompaneets monolayer

The second class of systems studied in this article is schematically depicted in Fig. 2. A radio frequency discharge chamber contains a weakly ionized plasma (of neutral gas particles, electrons, and ions), and negatively charged dust particles are levitating atop an electrode on the bottom of the chamber. Confinement of the dust particles to a well-defined 2D layer is achieved by a force balance between gravitation and electrostatic repulsion. Unlike the particles in the spatially unbounded Yukawa system, the ions in the radio frequency chamber exhibit a highly non-equilibrium steady state with a non-zero plasma current towards the electrode, where positive ions are adsorbed. Attraction between dust particles and ions causes downstream focusing of ions in the so-called plasma wake region. As a consequence, every dust particle trails a positive space-charge in the downstream di-

rection, which causes the effective pair-potential between charged dust particles to be anisotropic in 3D.

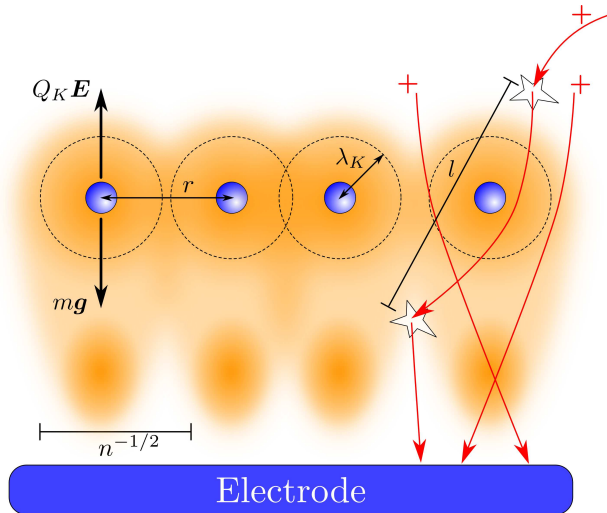


FIG. 2. Edge-on schematic of a dusty plasma monolayer. Negatively charged dust particles (filled circles) levitate in a well-defined 2D layer above an electrode in a radio frequency discharge plasma chamber, at a height where gravity is balanced by the vertical electrostatic force. The mean distribution of ions is color-coded. Three characteristic ion trajectories are sketched by arrows signed with +. Subsequent collisions between ions and neutral particles are separated on average by the ion-neutral mean free path l . Ions are focused in the downstream direction below the dust particles, giving rise to positive space-charges in the plasma wake region. The effective dust particle interactions are quantified by the three dimensionless parameters Γ_K , $\kappa_K = 1/(\lambda_K \sqrt{n})$, and $\zeta = \lambda_K/l$.

Kompaneets *et al.* [8] have presented a self-consistent steady-state solution for the effective pair potential between the dust particles, taking into account the external electric field \mathbf{E} towards the electrode, and the collisions between ions and electrically neutral particles in the plasma. The resulting effective particle pair-potential, obtained under the assumptions of the mobility-limited ion drift in the field \mathbf{E} , velocity-independent ion-neutral scattering cross section, and further assumptions that are outlined in the original reference, has been derived and described comprehensively in Ref. [8]. We will refer to this kinetic pair-potential as the Kompaneets pair potential. For particles that are perfectly confined to a plane perpendicular to the plasma current, the in-plane Kompaneets potential $U_K(x)$ is given by

$$\frac{U_K(x)}{k_B T} = \Gamma_K \frac{2\zeta\kappa_K}{\pi} \operatorname{Re} \int_0^\infty \frac{dt}{1 + \zeta^{-2}Y(t)} \times K_0 \left(x\zeta\kappa_K \sqrt{\frac{t^2 + \zeta^{-2}X(t)}{1 + \zeta^{-2}Y(t)}} \right), \quad (2)$$

where K_0 is the zeroth-order modified Bessel function of the second kind [23], and the two auxiliary functions $X(t)$

and $Y(t)$ are defined as

$$X(t) = 1 - \sqrt{1 + it},$$

$$Y(t) = \frac{2\sqrt{1 + it}}{it} \int_0^1 \frac{d\alpha}{[1 + it(1 - \alpha^2)]^2} - \frac{1}{it(1 + it)}. \quad (3)$$

In Eq. (2), the prefactor $\Gamma_K = Q_K^2 \sqrt{n}/(4\pi\epsilon k_B T)$ quantifies the interaction strength in terms of the effective charge Q_K , and the screening parameter is defined as $\kappa_K = 1/(\lambda_K \sqrt{n})$, where $\lambda_K = \sqrt{\epsilon E l / (e^2 n_i)}$ is a field-induced screening length. In addition, the Kompaneets potential depends on the collision parameter $\zeta = \lambda_K/l$, where l is the mean free path between two consecutive collisions of an ion and neutral gas particles (“ion-neutral mean free path”, for short).

For close-contact configurations ($r \ll \zeta^s \lambda_K$, where $1/3 \leq s \leq 1$, depending on the magnitude of ζ [8]), the Kompaneets potential tends to the bare Coulomb potential:

$$x \ll \zeta^s / \kappa_K : \quad \frac{U_K(x)}{k_B T} \rightarrow \frac{\Gamma_K}{x}. \quad (4)$$

Hence, the Coulomb potential is recovered at all distances x in the limit $\zeta \rightarrow \infty$, corresponding to a very large field E , or a very small ion mean free path l or/and ion density n_i . For large particle separations and finite values of ζ , the Kompaneets potential reduces to its in-plane asymptotic form

$$\frac{U_K(x)}{k_B T} \Big|_{x \rightarrow \infty} = \frac{\Gamma_K}{6\sqrt{2}\kappa_K^2 x^3} (60\zeta^2 - 1) + \mathcal{O}(x^{-4}). \quad (5)$$

The leading order asymptotic form of the anisotropic out-of-plane electrostatic potential is proportional to x^{-2} , and is given in Eq. (8) of Ref. [8] (in Gaussian units).

In typical dusty plasma experiments the effective interaction potential can be measured for particle distances $x \approx 1$ (*i.e.*, close to the mean geometric distance) by particle video tracking [7]. It has been shown in Ref. [8], that the pair-potential in the experimentally directly accessible narrow range of particle separations can be fitted equally well by the Yukawa as well as the Kompaneets form. However, one should expect that the qualitative differences between the Yukawa and Kompaneets potentials, most particularly in their long-ranged asymptotic forms, can have a considerable influence on collective dynamics [17] and phase transitions.

III. MODE COUPLING THEORY

The glassy state is characterized by liquid-like static pair correlations without long range order, and a non-zero value of the non-ergodicity parameter $f_q = \lim_{t \rightarrow \infty} \phi_q(t)$, which is the long time limit of the wavenumber- and time-dependent autocorrelation function $\phi_q(t)$ of the number density. The parameter f_q is also called the form factor or the Debye-Waller factor. In

contrast to the glassy state, the liquid state is characterized by a vanishing non-ergodicity parameter, $f_q = 0$, for all wavenumbers q . In MCT, f_q is calculated as [24, 25]

$$\frac{f_q}{1 - f_q} = \mathcal{F}_q[f], \quad (6)$$

where in 2D [26]

$$\mathcal{F}_q[f] = \frac{S_q}{8\pi^2 q^4} \int d^2k S_k S_p (\mathbf{q} \cdot \mathbf{k} c_k + \mathbf{q} \cdot \mathbf{p} c_p)^2 f_k f_p, \quad (7)$$

with $\mathbf{p} = \mathbf{q} - \mathbf{k}$.

The static structure factor S_q and direct correlation function $c_q = 1 - 1/S_q$ are the only input to the MCT equations, conveying information about the particle interactions. Note that the number density n does not explicitly enter into Eq. (7), since all lengths and wave vectors are expressed in units of $1/\sqrt{n}$ and \sqrt{n} , respectively: In our notation the wave vector \mathbf{q} is the dimensionless Fourier conjugate variable to the dimensionless distance vector $\mathbf{x} = \mathbf{r}\sqrt{n}$.

The Lamb-Mössbauer factor $f_q^s = \lim_{t \rightarrow \infty} \phi_q^s(t)$, which is the long-time limit of the wavenumber- and time-dependent, Fourier transformed tagged particle position autocorrelation function $\phi_q^s(t)$, is calculated in MCT according to [27]

$$\frac{f_q^s}{1 - f_q^s} = \mathcal{F}_q^s[f, f^s], \quad (8)$$

where [26]

$$\mathcal{F}_q^s[f, f^s] = \frac{1}{4\pi^2 q^4} \int d^2k S_k (\mathbf{q} \cdot \mathbf{k})^2 c_k^2 f_k f_p^s \quad (9)$$

and, once again, $\mathbf{p} = \mathbf{q} - \mathbf{k}$.

We evaluate the integrals in Eqs. (7) and (9) numerically and solve Eqs. (6) and (8) iteratively with iteration seeds $f_q^0 = f_q^{s0} = 1$ [28]. To evaluate the integrals numerically we use $N = 200$ equidistant grid points with spacing $\Delta q = 0.2$, minimal wavenumber $q_{\min} = 0.1$ and maximal wavenumber $q_{\max} = 39.9$. Test calculations with $N = 500$ grid points allow us to estimate the numerical error due to integral discretization, which is around 5% in the glass transition temperatures. The static structure factor is obtained from the (Fourier transformed) solution of the T/2-HNC integral equation [29]

$$\gamma(x) = \int d^2x' c(|\mathbf{x} - \mathbf{x}'|) \left[\exp \left\{ \gamma(x') - \frac{2U(x')}{k_B T} \right\} - 1 \right], \quad (10)$$

for an isotropic 2D fluid in terms of the indirect and direct correlation functions $\gamma(x)$ and $c(x)$ [30]. Equation (10) is solved by means of a numerical spectral solver for liquid integral equations in an arbitrary number of spatial dimensions, which has been comprehensively described in Ref. [31], and which is based on methods that have been originally introduced in Refs. [32–36]. The

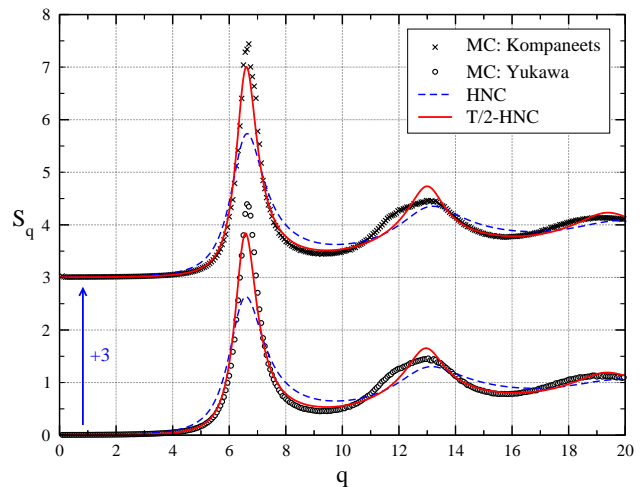


FIG. 3. Static structure factors for a Yukawa monolayer with $\Gamma_Y = 100$ and $\kappa_Y = 2.0$ (lower three data sets) and a Kompaneets monolayer with $\Gamma_K = 300$, $\kappa_K = 2.0$, and $\zeta = 0.25$ (upper three datasets). Crosses and circles: Monte Carlo simulation results. Dashed curves: HNC integral equation solution. Solid curves: Solution of the T/2-HNC in Eq. (10). The Kompaneets monolayer structure factors are shifted by 3 units along the vertical axis for clarity.

spectral solver operates on logarithmically spaced grids of wavenumbers and radii, providing a high-resolution structure factor that is mapped to the above mentioned equidistant wavenumber grid by quadratic interpolation.

Note that Eq. (10) is a simple modification of the well-known hypernetted chain (HNC) integral equation [30, 37], which is recovered when the term $2U(x')$ in the integrand is replaced by $U(x')$. Thus, the solution of the T/2-HNC equation coincides exactly with the solution of the HNC integral equation for a system in which the temperature has been scaled down by a factor of 1/2. In Ref. [29], the MCT glass transition was studied for two-dimensional binary mixtures of aligned point-dipoles with a long-ranged repulsive pair potential that is proportional to the inverse cube of the particle separation, r^{-3} . It was empirically found in Ref. [29] that the T/2-HNC scheme predicts the static structure factors of the strongly repulsive 2D binary dipole mixtures with a significantly higher accuracy than the HNC scheme. In order to test the accuracy of the T/2-HNC scheme for the Yukawa- and Kompaneets monolayer systems, we have simulated 2D equilibrium liquids with strong repulsive pair potentials of both types, and compared the static structure factor from the simulation to the HNC and the T/2-HNC scheme solutions. Our results, shown in Fig. 3, underpin the good accuracy of the T/2-HNC and its supremacy over the HNC scheme. We have obtained the datasets represented by crosses and circles in Fig. 3 from Metropolis Monte Carlo (MC) simulations in the NLT -ensemble of constant particle number N , constant system area L^2 , and constant temperature T . A square simulation box with periodic boundary conditions in both

Cartesian directions was used in our simulations, and we have chosen the parameters $\Gamma_Y = 100$ and $\kappa_Y = 2.0$ for the Yukawa monolayer of $N = 10,000$ particles and $\Gamma_K = 300$, $\kappa_K = 2.0$, and $\zeta = 0.25$ for the Kompaneets monolayer of $N = 12,000$ particles. Both simulated systems are strongly coupled equilibrium liquids not far from the crystal-liquid transition point. In our MC simulations, the direct particle interactions are truncated at a dimensionless cutoff radius of $x_c = r_c \sqrt{n} = 5$ in case of Yukawa interactions, and at $x_c = 12.5$ in case of Kompaneets interactions. For pair separations $x > x_c$, the pair-potential is set equal to zero in the simulations. Varying its numerical value, we have checked that the cutoff radius is large enough and does not have a significant effect on the measured quantity S_q .

Note from Fig. 3 that despite its improved accuracy in comparison to the standard HNC scheme, the T/2-HNC scheme still tends to underestimate the principal peak height in S_q . In addition note that we apply the T/2-HNC scheme in the following sections to systems at the liquid-glass transition, that is, beyond the equilibrium fluid regime for which the accuracy of the integral equation scheme can be tested by comparison to crystallization-free simulations. Moreover, the approximate T/2-HNC scheme is combined in the following with the approximate MCT equations. The combined uncertainty of the resulting glass transition lines cannot be easily estimated and, thus, the numerical values of the glass transition temperatures must be taken with some caution. Nevertheless, the dominating qualitative features of S_q are contained in the T/2-HNC solution, and the features of the glass transition curves can be expected to be at least qualitatively correct.

It is important to note also that the T/2-HNC scheme is empirically justified only in case of strong enough particle interactions. In the limit of vanishing interactions, $\Gamma_Y \rightarrow 0$ or $\Gamma_K \rightarrow 0$, the T/2-HNC scheme predicts twice the correct asymptote $c(r) \rightarrow \exp\{-U(r)/k_B T\} - 1$ for the direct correlation function (i.e., twice the Mayer function). A related issue is the wrong long-distance decay – the T/2-HNC scheme yields twice the correct expression $\lim_{r \rightarrow \infty} c(r) = -U(r)/k_B T$. This wrong long-distance decay is observed for all values of the potential prefactor.

IV. RESULTS

A. Glass transition diagrams

The glass transition curves for the Yukawa monolayer, and for three different Kompaneets-monolayers with different values of the collision parameter ζ , are shown in the transition diagram in Fig. 4. In the transition diagram, the screening parameters κ_Y and κ_K vary along the horizontal axis, and the coupling parameters Γ_Y and Γ_K vary along the vertical axis. The data points in Fig. 4 represent the lowermost values of $\Gamma_{Y,K}$ for which f_q assumes a non-zero value at given values of $\kappa_{Y,K}$. Note

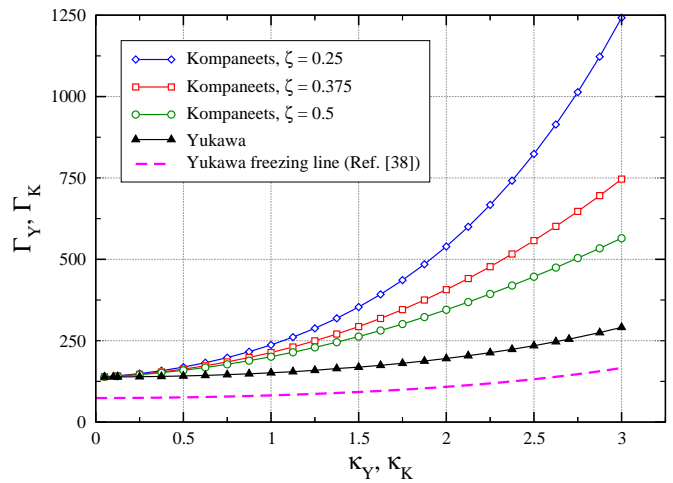


FIG. 4. Glass transition curves in the (κ, Γ) -plane, for the Yukawa potential (black curve with triangles) and three different Kompaneets potentials with parameters $\zeta = 0.25$ (solid curve with diamonds), $\zeta = 0.375$ (solid curve with squares) and $\zeta = 0.5$ (solid curve with circles). The dashed curve is the 2D Yukawa freezing line from Ref. [38].

that at the glass transition, $f_q > 0$ for all finite values of q smaller than the q cutoff. In our implementation, we have tested f_q at $q = 3.9$ to identify the glass transition points. In the One-Component-Plasma (OCP) limit $\kappa_{Y,K} \rightarrow 0$, both the Yukawa and the Kompaneets potential reduce to the unscreened Coulomb potential [see Eqs. (1) and (4)], and the glass transition curves close in on the T/2-HNC-MCT approximation for the OCP glass transition point, $\Gamma_Y = \Gamma_K = 138.5$.

While the glass transition curves are qualitatively similar for the Yukawa and the Kompaneets systems, the transition occurs at higher values of the coupling parameter in case of the Kompaneets monolayer. For decreasing values of the parameter ζ , the differences between the Yukawa and Kompaneets glass transition curves are increasing. Such trend is not surprising: As we discuss in the next subsection (see also Fig. 5), the deviation of the Kompaneets potential from the Yukawa-like form drastically increases as ζ decreases. On the other hand, in the limit $\zeta \rightarrow \infty$ the Kompaneets potential tends to the Coulomb form, so the Kompaneets glass transition curve in this case would be a horizontal line in the transition diagram of height $\Gamma_K = 138.5$.

For 3D Yukawa systems it has been found that the glass transition and crystallization (freezing) lines are approximately parallel in the (κ_Y, Γ_Y) -plane [39]. The same similarity between the glass transition and crystallization lines is found for the 2D Yukawa monolayer in Fig. 4, where we plot the 2D Yukawa freezing line reproduced from Ref. [38] (dashed curve), and the T/2-HNC-MCT 2D Yukawa glass transition line (black curve with triangles). In Ref. [38], the crystallization line was obtained from simulations, and it was approximated by the inverse polynomial $\Gamma = \Gamma^*/(1 + f_2 \kappa^2 + f_3 \kappa^3 + f_4 \kappa^4)$,

with $\Gamma^* = 73.9 = 131/\sqrt{\pi}$, $f_2 = -0.1235$, $f_3 = 0.0248$ and $f_4 = -0.0014$. Note that the 2D ion-sphere radius $a = 1/\sqrt{\pi n}$ (also called Wigner-Seitz radius) was used as a unit of length in Ref [38], instead of the mean geometric distance $1/\sqrt{n}$ utilized in the present paper. Therefore, one has to take account of a $1/\sqrt{\pi}$ prefactor difference in the definitions of the Yukawa coupling parameter and the inverse Yukawa screening parameter.

B. Potentials and structure factors at the glass transition

In Fig. 5 we plot the Yukawa potential and three different in-plane Kompaneets potentials for different values of ζ , all at the glass transition for $\kappa_Y = \kappa_K = 2.0$. The full set of parameters, including the glass transition values of Γ_Y and Γ_K , is provided in the figure caption. Note that the potentials in Fig. 5 are multiplied by their argument $x = r\sqrt{n}$, to expose the differences. The curves corresponding to Kompaneets pair-potentials (with r^{-3} asymptotics) therefore decay proportionally to x^{-2} for large values of x . The inset of Fig. 5 features the T/2-HNC static structure factors S_q , corresponding to the four different potentials plotted in the figure's main panel. Despite the pronounced differences between the four potentials (in particular around the most frequently sampled mean geometric distance $x = 1$), all four functions S_q at the glass transition are indistinguishable on the scale of the figure inset. The principal peak heights of the four structure factors differ only slightly in their values.

C. A fallacious re-entrant state sequence

As pointed out in Sec. II, the 2D Yukawa model with its many simplifying assumptions is merely a toy model for experimentally observable monolayers of mesoscopic charged particles. For the important class of ground-based dusty plasma experiments the kinetic pair-potentials are far more realistic, and among them the Kompaneets pair potential stands out with its realistic model assumptions. In this section, we allude to the possible consequences of an over-simplified interpretation of charged particle monolayers in terms of the Yukawa model. We show that the liquid-glass transition of a system with Kompaneets-like pair potential appears as a non-monotonic curve (corresponding to liquid-glass-liquid state re-entrance) when it is plotted in terms of the inappropriate parameters of the Yukawa potentials that represent a best fit to the actual (Kompaneets) potential around the mean geometric distance $x = r\sqrt{n} = 1$.

In Fig. 6 we plot the Yukawa glass transition curve that is also shown in Fig. 4 (black curves with triangles). The 2D Yukawa freezing line, reproduced from Ref. [38], is also shown (dashed line) to allow a better comparison to the glass transition line than on the scale of Fig. 4. The

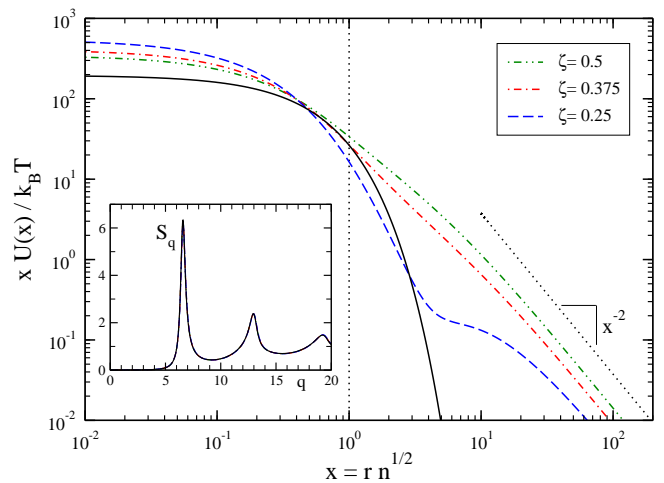


FIG. 5. Effective pair-potentials for $\kappa_Y = \kappa_K = 2.0$, for values of Γ_Y and Γ_K at the liquid-glass transition point. Solid curve: Yukawa potential for $\Gamma_Y = 195.4$. Dashed, dot-dashed and dot-dot-dashed curves: Kompaneets potentials for $\zeta = 0.25, 0.375$ and 0.5 , and $\Gamma_K = 539.4, 406.8$ and 345.0 , respectively. All potentials are multiplied by their argument, $x = r\sqrt{n}$, to expose the differences. The inset features the corresponding static structure factors S_q in T/2-HNC approximation. All four functions S_q are overlapping on the scale of the inset. The principal peak heights of the structure factors are $S_q = 6.33$ for the Yukawa system, and $S_q = 6.26, 6.23$ and 6.19 for the Kompaneets systems with $\zeta = 0.5, 0.375$ and 0.25 , respectively.

curve with open squares in Fig. 6 is generated as follows: For given values of the two Yukawa parameters κ_Y and Γ_Y , we calculate the Kompaneets potential that fits best to the Yukawa potential in the distance range $0.7 < x < 3$ which is most frequently sampled by the particles [7]. The fit is conducted as follows: For given values of l and n , which yields the combination $\zeta \kappa_K \equiv (l\sqrt{n})^{-1}$ ($\simeq 0.354$ for the example shown in the figure), we tune the two remaining, independent Kompaneets parameters κ_K and Γ_K ; an optimal fit is achieved by minimizing the square deviation $\int_{0.7}^3 dx [U_Y(x) - U_K(x)]^2$ between the two potentials. We then calculate S_q for the best-fitting Kompaneets potential in the T/2-HNC scheme, and use it as the input to the MCT equations (6) and (7) for f_q . If $f_q = 0$, the system is classified as liquid, and if $f_q > 0$, it is classified to be in the glassy state. We repeat the full procedure for various Yukawa parameters κ_Y and Γ_Y , which are tuned by interval bisection, until we find for each κ_Y the smallest (critical) value of Γ_Y at which the best-fitting Kompaneets system vitrifies.

Thus, the curve with open squares in Fig. 6 is the glass transition curve of a dusty plasma monolayer with Kompaneets-like interactions, as it would appear when plotted in terms of the dimensionless parameters κ_Y and Γ_Y of the Yukawa potentials that best fit the actual Kompaneets potential around the mean geometric distance, where the potential is directly accessible [7]. Therefore, if one observes vitrification in a dusty plasma monolayer

and assumes Yukawa-like interactions in the experiment analysis, the transition behavior may be misinterpreted as a re-entrant liquid-glass-liquid state sequence, while the transition diagram in terms of the three relevant Kompaneets potential parameters does not exhibit any re-entrance (see Fig. 4).

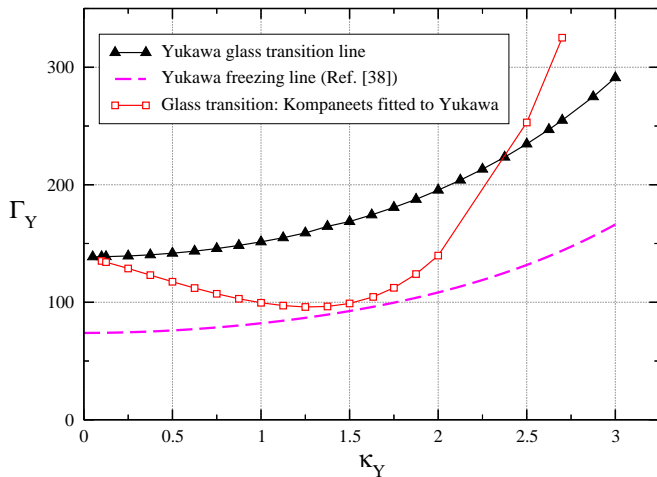


FIG. 6. Kompaneets and Yukawa glass transitions in the Yukawa parameter plane. The curve with triangles: Yukawa glass transition curve in the Yukawa screening- and coupling-parameter (κ_Y, Γ_Y)-plane. The curve with squares is the glass transition curve for Kompaneets pair-potentials which have been optimally fitted to the corresponding Yukawa potential in the region $0.7 < x < 3$, by pointwise tuning of the Kompaneets screening parameter κ_K and coupling parameter Γ_K . The parameters $l = 2.3$ nm and $n = 1.5$ nm⁻² are held fixed for the Kompaneets potential. The dashed curve is the 2D Yukawa freezing line from Ref. [38].

D. Non-ergodicity parameters

We turn our attention now to the q -dependent Debye-Waller and Lamb-Mössbauer factors at the glass transition, which are plotted in Fig. 7. It is observed that f_q approaches zero in the limit $q \rightarrow \infty$. In the opposite limit $q \rightarrow 0$, the functions f_q for Yukawa- and Kompaneets potentials with a small value of the screening parameter $\kappa_Y = \kappa_K = 0.05$ assume very small but non-zero values, and for finite wavenumbers q , all plotted functions f_q deviate clearly from zero. Finite wavelength density modulations, cannot relax in the glassy state since this would require a collective rearrangement of particles on the length scale of some nearest neighbor cage diameters. Observing Fig. 7 and the inset of Fig. 5, one can see that the most resilient density modulations (corresponding to the principal maximum in f_q) are for $q \approx 2\pi$, that is, at the wavenumber that corresponds to the static structure factor principal maximum, and to the Fourier conjugate of the nearest neighbor (mean geometric) distance. Very long wavelength ($q \rightarrow 0$) density modulations cannot relax in the glassy state in general, as indicated by the finite

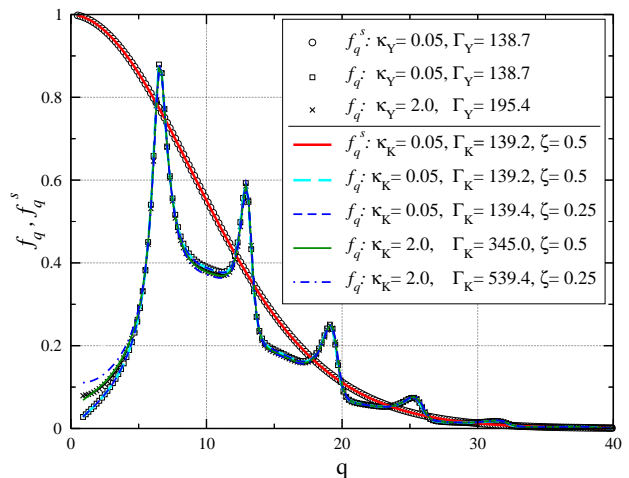


FIG. 7. The Lamb-Mössbauer factors f_q^s (monotonically decaying as functions of q) and the form factors f_q (non-monotonic functions of q) for various Yukawa monolayers (symbols) and Kompaneets monolayers (curves) at their respective MCT glass transition points, with potential parameters as indicated in the legend.

values of $f_{q \rightarrow 0}$ in Fig. 7. This is due to the finite isothermal compressibility, $S_{q \rightarrow 0}$, of the system. Note here in particular that the Debye-Waller factor of hard-sphere system remains finite as q approaches zero [28], which is in line with the rather large compressibility of such hard-sphere system. However, in the OCP limits $\kappa_Y \rightarrow 0$ and $\kappa_K \rightarrow 0$, in which both the Yukawa and the Kompaneets potential reduce to the Coulomb potential, the isothermal osmotic compressibility coefficient vanishes [30, 40], which corresponds to an infinite thermodynamic driving force for the leveling of long-wavelength density modulations. Therefore, $f_{q \rightarrow 0} = 0$ in the OCP limit.

The Yukawa- and Kompaneets system are indistinguishable in the OCP limit. This facilitates computation of the OCP-limiting behavior in terms of a small- q asymptotic expansion of the Yukawa monolayer Debye-Waller factor. As demonstrated in the Appendix, the T/2-HNC solution for the direct correlation function of a Yukawa monolayer can be approximated as

$$c_q \approx -\frac{2U_Y(q)}{k_B T} = -\frac{4\pi\Gamma_Y}{\sqrt{\kappa_Y^2 + q^2}} \quad \text{for } q + q_t \gg \kappa_Y^2 + q^2, \quad (11)$$

that is, when both the wavenumber q and the screening parameter κ_Y are small and within a certain ratio of each other. In Eq. (11), q_t is a dimensionless non-negative threshold wavenumber with a typical value of $q_t \sim 0.1$. The corresponding small- q , small- κ_Y form of \mathcal{F}_q is obtained from a functional Taylor expansion [26, 39], resulting in

$$\mathcal{F}_q = (\alpha + \beta q^2 \dots) S_q \quad (12)$$

where $S_q = (1 - c_q)^{-1}$,

$$\alpha = \frac{1}{4\pi} \int dk k S_k^2 \left(c_k^2 + k c_k c_k' + \frac{3}{8} k^2 c_k'^2 \right) f_k^2 \quad (13)$$

and

$$\beta = \frac{1}{8\pi} \int dk k S_k^2 \left(c_k'^2 + \frac{5}{32} k^2 c_k''^2 + \frac{3}{2} k c_k' c_k'' + c_k c_k'' + \frac{1}{4} k c_k c_k''' + \frac{5}{24} k^2 c_k' c_k''' \right) f_k^2. \quad (14)$$

Considering only the leading order of the approximation, this translates into the small- q , small- κ_Y limiting behavior of the Yukawa monolayer Debye-Waller factor,

$$f_q = \alpha \left[1 + \alpha + \frac{4\pi\Gamma_Y}{\sqrt{\kappa_Y^2 + q^2}} \right]^{-1} \quad \text{for } q + q_t \gg \kappa_Y^2 + q^2, \quad (15)$$

in T/2-HNC approximation. For finite κ_Y , the function f_q in Eq. (15) assumes a positive value for $q = 0$, and increases $\propto q^2$ when $q \rightarrow 0$. Only in the OCP limit $\kappa_Y = 0$, the function f_q in Eq. (15) vanishes for $q = 0$, and increases initially as $\propto q$. In a broad scale the f_q asymptotic for $\kappa_Y = 0.05$ and $\Gamma_Y = 138.7$ is almost linear.

Note here that the small- q limiting OCP Debye-Waller factor is qualitatively different in two and three dimensions. In 3D, the function f_q vanishes in the OCP limit $\kappa_Y = 0$ as $\propto q^2$ [39]. In contrast to f_q , the Lamb-Mössbauer factor f_q^s in MCT approximation does not critically depend on the form of the pair potential, since \mathcal{F}_q^s in Eq. (9) and also the small- q limit of \mathcal{F}_q^s [26] do not depend on S_q .

V. CONCLUSIONS

We have calculated the liquid-glass transition boundaries in the state diagram spanned by the screening parameters and coupling parameters of 2D monolayers with Yukawa- and Kompaneets-like pair potentials, in T/2-HNC-MCT approximation. While both types of systems exhibit qualitatively similar glass transition curves, there is a quantitative difference in the vitrification temperature, which decreases as a function of the collision parameter ζ of the Kompaneets pair-potential. Both the Kompaneets- and Yukawa-monolayer reduce to a two-dimensionally confined OCP in the limit of infinite λ_Y and λ_K .

In contrast to the over-simplifying 2D Yukawa model, the kinetic pair-potentials, including in particular the Kompaneets pair-potential, provide far more accurate descriptions of the interactions between dust grains in typical ground-based complex plasma experiments. We have demonstrated that a glass transition in a dusty plasma monolayer is prone to a qualitative misinterpretation if the simple Yukawa model is invoked in its

analysis: While the glass transition line is a monotonic function in terms of the three relevant, dimensionless Kompaneets pair-potential parameters, it appears to be non-monotonic corresponding to a fallacious liquid-glass-liquid re-entrance when the pair interactions are misinterpreted as Yukawa-type interactions.

A promising task for future research would be the generalization of our results to binary systems, in order to understand the different glass types in mixtures. Since the crystalline states in such systems are pretty complex [41], the glass transition scenarios are also expected to be much more complex than in the monodisperse system.

ACKNOWLEDGEMENTS

The authors acknowledge support from the European Research Council under the European Union's Seventh Framework Programme, Grant Agreement No. 267499. M.H. acknowledges support by a fellowship within the Postdoc-Program of the German Academic Exchange Service (DAAD).

APPENDIX

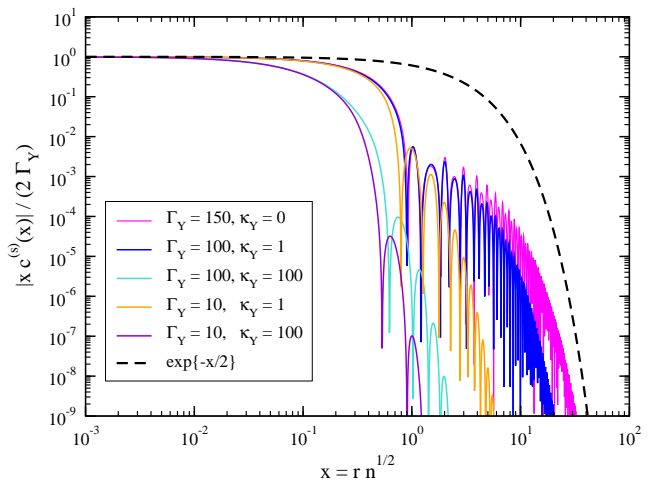


FIG. 8. Function $|xc^{(s)}(x)|$ for Yukawa monolayers and various potential parameters, calculated in T/2-HNC approximation, is bound from above by $2\Gamma_Y \exp\{-x/2\}$.

Here we validate the small- q , small- κ_Y result for the T/2-HNC direct correlation function of a Yukawa monolayer in Eq. (11). We begin by noting that the function $c(x)$ can be split into the sum

$$c(x) = c^{(s)}(x) - 2\Gamma_Y \frac{\exp(-\kappa_Y x)}{x}, \quad (16)$$

of a short-ranged part, $c^{(s)}(x)$, and the asymptotic long-ranged part, $-2\Gamma_Y \exp(-\kappa_Y x)/x$. In Eq. (16), the peculiar long-ranged asymptotics $c(x \rightarrow \infty) = -2U(x)/k_B T$

of the T/2-HNC scheme solution has been taken into account (*c.f.*, our discussion at the end of Sec. III). The direct correlation function in wavenumber-space is calculated as the isotropic 2D Fourier transform (Hankel transform)

$$\begin{aligned}
 c_q &= 2\pi \int_0^\infty dx xc(x)J_0(qx) \\
 &= 2\pi \underbrace{\int_0^\infty dx xc^{(s)}(x)J_0(qx)}_{c_1} - 4\pi \underbrace{\int_0^\infty dx e^{-\kappa_Y x} J_0(qx)}_{c_2},
 \end{aligned}
 \tag{17}$$

where J_0 denotes the Bessel function of the first kind with index 0. Note from Fig. 8 that the T/2-HNC scheme solution for the function $|xc^{(s)}(x)|$ is bound from above by the function $2\Gamma_Y \exp\{-x/2\}$ for all reasonable com-

binations of Γ_Y and κ_Y , and even in the OCP limit $\kappa_Y = 0$. This finding, combined with the upper bound $|J_0(x)| < \min\{1, \sqrt{2/(\pi x)}\}$ for the envelope of the Bessel function, allows us to compute an upper bound

$$|c_1| < \min \left\{ 12\pi\Gamma_Y, \frac{8\pi\Gamma_Y}{\sqrt{q}} \right\}. \tag{18}$$

for the modulus of the function $c_1(q)$. Solutions for all Hankel transforms occurring in such computation are listed in Ref. [42]. Noting that $c_2 = 4\pi\Gamma_Y/\sqrt{\kappa_Y^2 + q^2}$, we conclude that c_1 in Eq. (17) is negligible if the condition

$$q + q_t \gg \kappa_Y^2 + q^2 \tag{19}$$

is fulfilled, where $q_t \sim 0.1$ is a threshold wavenumber. For all combinations of q and κ_Y that fulfill Eq. (19), the T/2-HNC solution for c_q is well approximated by $c_q \approx -c_2 = 4\pi\Gamma_Y/\sqrt{\kappa_Y^2 + q^2}$.

-
- [1] A. Ivlev, H. Löwen, G. Morfill, and C. P. Royall, *Complex Plasmas and Colloidal Dispersions: Particle-Resolved Studies of Classical Liquids and Solids* (World Scientific, Singapore, 2012).
- [2] P. Pieranski, L. Strzelecki, and B. Pansu, Phys. Rev. Lett. **50**, 900 (1983).
- [3] E. Chang and D. W. Hone, Europhys. Lett. **5**, 635 (1988).
- [4] H. Thomas, G. E. Morfill, V. Demmel, J. Goree, B. Feuerbacher, and D. Möhlmann, Phys. Rev. Lett. **73**, 652 (1994).
- [5] V. E. Fortov, A. V. Ivlev, S. A. Khrapak, A. G. Khrapak, and G. E. Morfill, Phys. Rep. **421**, 1 (2005).
- [6] V. E. Fortov and G. E. Morfill, eds., *Complex and dusty plasmas: from laboratory to space* (CRC Press, Boca Raton, 2010).
- [7] U. Konopka, G. E. Morfill, and L. Ratke, Phys. Rev. Lett. **84**, 891 (2000).
- [8] R. Kompaneets, U. Konopka, A. V. Ivlev, V. Tsytovich, and G. Morfill, Phys. Plasmas **14**, 052108 (2007).
- [9] S. V. Vladimirov and M. Nambu, Phys. Rev. E **52**, R2172 (1995).
- [10] S. V. Vladimirov and O. Ishihara, Phys. Plasmas **3**, 444 (1996).
- [11] O. Ishihara and S. V. Vladimirov, Phys. Plasmas **4**, 69 (1997).
- [12] B. S. Xie, K. F. He, and Z. Q. Huang, Phys. Lett. A **253**, 83 (1999).
- [13] D. S. Lemons, M. S. Murillo, W. Daughton, and D. Winske, Phys. Plasmas **7**, 2306 (2000).
- [14] G. Lapenta, Phys. Rev. E **62**, 1175 (2000).
- [15] V. A. Schweigert, Plasma Phys. Rep. **27**, 997 (2001).
- [16] R. Kompaneets, S. V. Vladimirov, A. V. Ivlev, and G. E. Morfill, New J. Phys. **10**, 063018 (2008).
- [17] T. B. Röcker, A. V. Ivlev, R. Kompaneets, and G. E. Morfill, Phys. Plasmas **19**, 033708 (2012).
- [18] S. A. Khrapak, A. V. Ivlev, and G. E. Morfill, Phys. Plasmas **17**, 042107 (2010).
- [19] R. V. Kennedy and J. E. Allen, J. Plasma Phys. **69**, 485 (2003).
- [20] G. E. Morfill and A. V. Ivlev, Rev. Mod. Phys. **81**, 1353 (2009).
- [21] H. Löwen, J. Phys.: Condensed Matter **4**, 10105 (1992).
- [22] A. Barreira Fontecha, H. J. Schöpe, H. König, T. Palberg, R. Messina, and H. Löwen, J. Phys.: Condens. Matter **17**, S2779 (2005).
- [23] L. Abramowitz and I. A. Stegun, *Handbook of mathematical functions with formulas, graphs, and mathematical tables* (Dover Publications, Inc., New York, 1965), 9th ed., ISBN 0-486-61272-4.
- [24] U. Bengtzelius, W. Götze, and A. Sjölander, J. Phys. C **17**, 5915 (1984).
- [25] W. Götze, *Complex Dynamics of Glass-Forming Liquids: A Mode-Coupling Theory* (Oxford University Press, Oxford, 2009).
- [26] M. Bayer, J. Brader, F. Ebert, E. Lange, M. Fuchs, G. Maret, R. Schilling, M. Sperl, and J. P. Wittmer, Phys. Rev. E **76**, 011508 (2007).
- [27] M. Fuchs, W. Götze, and M. R. Mayr, Phys. Rev. E **58**, 3384 (1998).
- [28] T. Franosch, M. Fuchs, W. Götze, M. R. Mayr, and A. P. Singh, Phys. Rev. E **55**, 7153 (1997).
- [29] D. Hajnal, M. Oettel, and R. Schilling, J. Non-Cryst. Solids **357**, 302 (2011).
- [30] J.-P. Hansen and I. R. McDonald, *Theory of Simple Liquids* (Academic Press, London, 1986), 3rd ed.
- [31] M. Heinen, E. Allahyarov, and H. Löwen, J. Comput. Chem. **35**, 275 (2014).
- [32] K.-C. Ng, J. Chem. Phys. **61**, 2680 (1974).
- [33] J. D. Talman, J. Comput. Phys. **29**, 35 (1978).
- [34] P. J. Rossky and H. L. Friedman, J. Chem. Phys. **72**, 5694 (1980).
- [35] A. J. S. Hamilton, Mon. Not. R. Astron. Soc. **312**, 257 (2000).
- [36] A. J. S. Hamilton's FFTLog website, <http://casa.colorado.edu/~ajsh/FFTLog/>.
- [37] T. Morita, Prog. Theo. Phys. **20**, 920 (1958).

- [38] P. Hartmann, G. J. Kalman, Z. Donkó, and K. Kutasi, Phys. Rev. E **72**, 026409 (2005).
- [39] A. Yazdi, A. Ivlev, S. Khrapak, H. Thomas, G. E. Morfill, H. Löwen, A. Wysocki, and M. Sperl, Phys. Rev. E **89**, 063105 (2014).
- [40] M. Baus and J.-P. Hansen, Phys. Rep. **59**, 1 (1980).
- [41] L. Assoud, R. Messina, and H. Löwen, J. Chem. Phys. **129**, 164511 (2008).
- [42] A. Erdélyi, ed., *Tables of integral transforms. Based, in part, on notes left by Harry Bateman Volume II* (McGraw-Hill, New York, 1954).