

Spaced seeds improve k -mer-based metagenomic classification

Karel Břinda Maciej Sykulski Gregory Kucherov*

Laboratoire d'Informatique Gaspard-Monge, Université Paris-Est&CNRS, France

Abstract

Metagenomics is a powerful approach to study genetic content of environmental samples, which has been strongly promoted by NGS technologies. To cope with massive data involved in modern metagenomic projects, recent tools [3, 44] rely on the analysis of k -mers shared between the read to be classified and sampled reference genomes. Within this general framework, we show in this work that *spaced seeds* provide a significant improvement of classification accuracy as opposed to traditional *contiguous k -mers*. We support this thesis through a series of different computational experiments, including simulations of large-scale metagenomic projects.

Scripts and programs used in this study, as well as supplementary material, are available from <http://github.com/gregorykucherov/spaced-seeds-for-metagenomics>.

1 Introduction

Metagenomics is a powerful approach to study genetic material contained in environmental samples. The advent of high-throughput sequencing technologies (*Next-Generation Sequencing*, commonly abbreviated to NGS) revolutionized this approach, by avoiding the need of cloning the DNA and thus greatly facilitating the obtention of metagenomic samples, at the same time drastically decreasing its price. Early examples of metagenomic projects include the analysis of samples of seawater [41, 15], human gut [36], or soil [43]. Present-day metagenomic studies focus on various bacterial, fungal or viral populations, exemplified by the Human Microbiome project [35] that investigates microbial communities at different sites of human body.

Modern metagenomics deals with vast sequence datasets. On the one hand, metagenomic samples (*metagenomes*) obtained through NGS are commonly measured by tens or even hundreds of billions of bp [30]. These sequences generally come from a number of different species, some of which either have a previously sequenced reference genome, or have a related sequenced species sufficiently close phylogenetically to determine this relationship by sequence comparison. Other sequences, however, may come from organisms that have no sufficiently close relatives with sequenced genomes, or from DNA

*corresponding author, Gregory.Kucherov@u-pem.fr

fragments that show no significant similarity with any available genomic sequence. The *metagenomic classification* problem is to assign each sequence of the metagenome to a corresponding taxonomic unit, or to classify it as 'novel'.

A way to improve the accuracy of metagenomic classification is to match the metagenome against as large set of known genomic sequences as possible. With many thousands of completed microbial genomes available today, modern metagenomic projects match their samples against genomic databases of tens of billions of bp [44].

Alignment-based classifiers [26] proceed by aligning metagenome sequences to each of the known genomes from the reference database, in order to use the best alignment score as an estimator of the phylogenetic "closeness" between the sequence and the genome. This could be done with generic alignment program, such as BLAST [2], BLASTZ [37], or BLAT [17]. While this approach can be envisaged for small datasets (both metagenome and database) and is actually used in such software tools as MEGAN [14] or PHYMMBL [8] (see [26] for more), it is unfeasible on the scale of modern metagenomic projects. On the other hand, there exists a multitude of specialized tools for aligning NGS reads – BWA [22], NOVOALIGN (<http://www.novocraft.com/>), GEM [28], BOWTIE [20], just to mention a few popular ones – which perform alignment at a higher speed and are adjusted to specificities of NGS-produced sequences. Still, aligning multimillion read sets against thousands of genomes remains computationally difficult even with optimized tools. Furthermore, read alignment algorithms are usually designed to compute high-scoring alignments only, and are often unable to report low-quality alignments. As a result, a large fraction of reads may remain unmapped [24].

Several techniques exist to reduce the computational complexity of this approach. One direction is to pre-process the metagenomic sample in order to assemble reads into longer contigs, potentially improving the accuracy of assignment. Assembly of metagenomic reads has been a subject of many works (see [39]) and remains a fragile approach, due to its error-proneness and high computational complexity. Overall, it appears feasible mostly for small-size projects with relatively high read coverage.

To cope with increasingly large metagenomic projects, alignment-free methods have recently come into use. Those methods do not compute read alignments, thus do not come with benefits of these, such as gene identification. Alignment-free sequence comparison is in itself an established research area, reviewed in a recent dedicated special issue [42]. Most of alignment-free comparison methods are based on the analysis of words, usually of fixed size (k -mers), occurring in input sequences. A popular approach is to compute the distance between *frequency vectors* of all k -mers in each of the sequences. In the context of metagenomics, however, when one of the sequences is short (NGS read), the analysis is based on the shared k -mers, without taking into account their multiplicities in reference genomes. This is also dictated by the prohibitive computational cost of computing and storing k -mer multiplicities for metagenomics-size data.

Two recently released tools – LMAT [3] and KRAKEN [44] – perform metagenomic classification of NGS reads based on the analysis of shared k -mers between an input read and each genome from a pre-compiled database. Given a taxonomic tree involving the species of the database, those tools "map" each read to a node of the tree, thus

reporting the most specific taxon or clade the read is associated with. Mapping is done by sliding through all k -mers occurring in the read and determining, for each of them, the genomes of the database containing the k -mer. Based on obtained counts and tree topology, algorithms [3, 44] assign the read to the tree node “best explaining” the counts. Further similar tools have been published during last months [34, 16].

The goal of this work is to show that the metagenomics classification based on the analysis of shared k -mers can be improved by using *spaced k -mers* rather than contiguous k -mers.

The idea of using spaced k -mers goes back to the concept of *spaced seeds* for *seed-and-extend* sequence comparison [25, 10]. There, the idea is to use as a seed (i.e. local match triggering an alignment) a sequence of matches interleaved with “joker positions” holding either matches or mismatches. The pattern specifying the sequence of matches and jokers is called the spaced seed. Remarkably, using spaced seeds instead of contiguous seeds significantly improves the sensibility-selectivity trade-off with almost no incurred computational overhead. This has been first observed in [25] and then extended and formally analysed in a series of further works, see [19, 9] and references therein.

Recently, it has been reported in several works that spaced seeds bring an improvement in alignment-free comparison as well. In [21], it is shown that comparing frequency vectors of *spaced k -mers* (k -mers obtained by sampling must-match positions of one or several spaced seeds), as opposed to contiguous k -mers, leads to a more accurate estimation of phylogenetic distances and, as a consequence, to a more accurate reconstruction of phylogenetic trees. In [29], the authors studied another measure – the number of pairs of matching (not necessarily aligned) spaced k -mers between the input sequences – and showed that it provides an even better estimator of the phylogenetic distance. In [32], it is shown that the number of hits of appropriately chosen spaced seeds in *aligned* sequences and their *coverage* (i.e. the total number of matched positions covered by all hits) provides a much better estimator for the alignment distance than the same measures made with contiguous seeds. From a machine learning perspective, works [33, 12] show that spaced seeds provide better string kernels for SVM-based sequence classification, confirmed by experiments with protein classification (see also [32]).

In this work, we show that using spaced k -mers significantly improves the accuracy of metagenomic classification of NGS reads as well. To support this thesis, we consider different scenarios. As a test case, we first study the problem of discriminating a read between two genomes, i.e. determining which of the two genomes is “phylogenetically closer” to the read. We then analyse the correlation between the quality of an alignment of a read to a genome and the seed count for this read, defined either as the number of hits or as the coverage. This analysis provides an insight into how well one can estimate the similarity between a read and a genome out of k -mer occurrences. Finally, we make a series of large-scale metagenomic classification experiments with KRAKEN software [44] extended by the possibility of dealing with spaced seeds. These experiments demonstrate an improved classification accuracy at the genus and family levels caused by the use of spaced seeds instead of contiguous ones.

2 Preliminaries

A spaced seed is a binary pattern over symbols $\#$ and $-$ denoting match and joker respectively. For example, seed $\#-\#\#$ specifies a match followed by either match or mismatch followed by two consecutive matches. A seed acts as a mask for comparing short oligonucleotides, for example sequences **gaat** and **gcat** differ at the 2nd position, but they match via seed $\#-\#\#$ as the 2nd position is masked out. The number of $\#$'s in a seed, called *weight*, defines the number k of matching nucleotides. In the above example, $k = 3$ and the matching (spaced) k -mer is **gat**. In a slightly different terms, a seed is a pattern that specifies a small part of a gapless alignment seen as a binary sequence of matches and mismatches. For example, seed $\#-\#\#$ occurs in (or *hits*, as usually said) any alignment containing a match followed by another two matches shifted by one position.

When spaced seeds are used for sequence alignment within the *seed-and-extend paradigm* [9], a pair of matching k -mers (or, sometimes, a matching sequence of several closely located k -mers) indicates a potential alignment of interest in which the two k -mers are aligned together. When spaced seeds are used for alignment-free sequence comparison [42], the goal is to estimate the similarity of two sequences based on the *number* of matching k -mers, with no or limited information about their positions in one or both sequences. This measure can be formalized in several different ways.

In the context of metagenomic classification of NGS reads, the goal is to estimate the evolutionary distance between a short read and a long sequence (genome), which can be modeled by the best alignment score of the read against the sequence. Due to large genome size and large number of reference genomes involved in computations, one of the constraints is to avoid keeping track of positions of k -mers in genomes. We can only afford constructing an index to quickly answer queries whether or not a k -mer occurs in a given genome, without information on its positions. On the other hand, k -mer positions in the query read can be included to the analysis. Therefore, we have to derive our estimation from the number of k -mers shared between the read and the genome, together with their positions in the read alone.

One simple estimator is the number of k -mers in the read that occur in the target genome¹, we call this measure the *hit number*. However, one may want to favor cases when matching k -mers cover a larger part of the read, vs. those with matching k -mers clumped together due to overlaps. This leads to the concept of *coverage* [32], earlier used in seed-based alignment algorithms as well [31, 7]. The coverage is the total number of positions covered by all matching k -mers. For example, consider seed $\#-\#\#$ and read **gaatcagat**. Assume the seed hits at positions 1,4,6, i.e. k -mers **g-at**, **t-ag** and **a-at** occur in the target genome (joker symbol is shown for the sake of clarity). Here, the hit number is 3, and the coverage is 7 as seven positions are covered by hits, namely positions 1,3,4,6,7,8,9. Hit number and coverage are two estimators studied in this work.

¹Here identical k -mers occurring at distinct positions in the read are considered distinct.

3 Results

3.1 Binary classification

From the machine learning viewpoint, hit number and coverage can be viewed as instances of kernel functions for sequence data (see e.g. [6]). Our first step was to compare their capacity w.r.t. a simple binary classification task. Assume the (impractical) case when our database contains only two genomes. Given a read, we have to decide which of the two genomes the read is closer to. How good can we be at that? Which kernel works better for this task? And are spaced seeds better than contiguous seeds here?

3.1.1 Classifying aligned reads

As mentioned in Introduction, the “distance” of a read to a genome translates naturally to the score of the best alignment of the read to the genome. Given two genomes, we want to tell which of them is closer to a given read.

Consider alignments A_s, A_l of a random read to the two genomes, and assume they are gapless and have mismatch probabilities p_s, p_l respectively, with $p_s < p_l$. Throughout this paper the read length is set to 100, a typical length of ILLUMINA read. Therefore, the alignments can be thought of as random binary strings of length 100 of matches and mismatches, with mismatch probabilities p_s and p_l respectively. Given a seed, we compute two counts C_s and C_l on alignments A_s and A_l respectively, where by ‘count’ we mean, unless otherwise stated, either the hit number or the coverage. For example, if the seed is $\#-\#\#$ and the alignment 111101111 (1 stands for match and 0 for mismatch), then the hit number is 3 and the coverage is 7. Note that in this model, common (spaced) k -mers are assumed to occur necessarily at the same position in the read alignment, although in reality, a k -mer of the read may not be aligned with the same k -mer in the genome. However, in this first experiment, we abstract from this fact.

If $C_s > C_l$ (resp. $C_s < C_l$), then we report a correct (resp. incorrect) classification, otherwise a tie is reported. By iterating this computation, we estimate the probability of correct/incorrect classification for each parameter set.

The results are presented in Tables 1a,1b,1c. In all cases, spaced seeds show a better classification power. In some cases, the difference is striking: for example, if we want to discriminate between alignments with mismatch probabilities 0.1 and 0.2 (Table 1b) using seeds of weight 22, then a spaced seed yields 86% of correct classifications (coverage count), whereas the contiguous seed correctly classifies only 65% of cases, whereas the fraction of incorrect classifications is essentially the same. The results also show a slight edge of the coverage count over the hit number, which suggests the superiority of the latter that will be confirmed later on in other experiments.

3.1.2 Classifying unaligned reads

Let us now turn to a more practical setting, where we want to classify reads coming from a genome G between two other genomes G_1 and G_2 based on the phylogenetic closeness.

(a) $p_s = 0.05, p_l = 0.1$

	contiguous		spaced	
weight	Hits	Cover	Hits	Cover
16	.85/.14	.85/.14	.87/.11	.88/.11
18	.84/.14	.85/.14	.87/.12	.88/.11
20	.83/.15	.84/.15	.87/.12	.87/.12
22	.82/.16	.83/.15	.86/.12	.87/.12
24	.80/.16	.81/.15	.85/.12	.87/.12

(b) $p_s = 0.1, p_l = 0.2$

	contiguous		spaced	
weight	Hits	Cover	Hits	Cover
16	.86/.09	.87/.09	.93/.05	.94/.05
18	.81/.08	.81/.08	.91/.05	.92/.05
20	.74/.07	.74/.07	.89/.05	.90/.05
22	.65/.06	.65/.06	.85/.05	.86/.05
24	.55/.04	.56/.04	.79/.04	.81/.05

(c) $p_s = 0.2, p_l = 0.3$

	contiguous		spaced	
weight	Hits	Cover	Hits	Cover
16	.40/.06	.40/.06	.63/.07	.64/.07
18	.28/.04	.28/.03	.50/.05	.50/.05
20	.18/.02	.18/.02	.37/.03	.37/.03
22	.12/.01	.12/.01	.25/.02	.26/.02
24	.08/.00	.08/.00	.17/.01	.18/.01

Table 1: Each entry contains a pair “Probability of correct classification/Probability of incorrect classification”. The remaining fraction estimates the probability of a tie. Spaced seeds used for hit number: ###-##-#-#---#-#-#-#-##### (weight 16), ####-##-#-#-#-#-#-#-##### (weight 18), #####-###-#-#-#-#-#-#-##### (weight 20), #####-#####-#-#-#-#-#-##### (weight 22), #####-#####-#-#-#-#-#-##### (weight 24). Spaced seeds used for coverage: ###-###-#-#-#-#-#-#-##### (weight 16), ####-#-###-#-#-#-#-#-##### (weight 18), ###-#-##-#-#-#-#-#-#-##### (weight 20), ####-##-#-#-#-#-#-#-##### (weight 22), #####-##-#-#-#-#-#-#-#-##### (weight 24).

To study this, we implemented the following experimental setup. Using DWGSIM read simulator (<https://github.com/nh13/DWGSIM>), we generate single-end ILLUMINA-like reads from genome G . In all experiments, we assumed 1% of base mutations (substitutions only), and 2% of sequencing errors (DWGSIM options `-e 0.02 -r 0.01 -R 0`). Given a seed, (contiguous or spaced) k -mers of G_1 and G_2 are indexed to support existence queries only. For each read, all k -mers are queried against G_1 and G_2 and corresponding counts C_1 and C_2 are computed. If $C_1 > C_2$ (resp. $C_1 < C_2$), the read is classified to be closer to G_1 (resp. G_2), otherwise a tie is reported. Besides considering absolute counts (hit number and coverage), we also considered hit number normalized by the number of distinct k -mers in the corresponding genome (computed at the indexing stage). This measure approximates the Jaccard index [5] and reflects the Bayesian probability of seeing a k -mer relative to the “ k -mer-richness” of genomes.

Note that the counts are here computed relative to the whole genome, as it is done in the approach of [3, 44] (see Introduction). This means that the k -mers occurring in the read are looked up in the whole genome, without guarantee, however, that these k -mers are closely located in the genome and contribute to the same read alignment. This makes the seed weight an important parameter, as seeds of low weight may result in a high read count which does not evidence any alignment of the read, due to random character of the k -mer hits.

We experimented with bacterial genomes belonging to *Mycobacterium* genus. Members of this genus present low interspecies genetic variability and their phylogeny remains uncertain [40].

If G coincides with one of G_1, G_2 , i.e. reads have to be classified between its source genome and another genome, then all estimators correctly classify nearly all reads as soon as G_1 and G_2 are genomes of distinct species. For example, classifying reads obtained from *Mycobacterium tuberculosis* (H37Rv, acc. NC_018143) against *M. tuberculosis* itself and *M. avium* (104, NC_008595) led to more than 99% of correct classifications for all estimators.

The case when G is distinct from G_1, G_2 appears more interesting. It corresponds to the real-life situation when reads to be classified can come from a genome that is not represented in the database. Here we expect our procedure to determine whether G is phylogenetically closer to G_1 or to G_2 .

For example, we classified *M. vanbaalenii* (PYR-1, NC_008726) reads against *M. smegmatis* (MC2 155, NC_018289) and *M. gilvum* (PYR-GCK, NC_009338) genomes. Alternative phylogenies given in [40, Fig.1-4] imply different evolutionary relationships among these three species. Our results, shown in Table 2, suggest that *M. vanbaalenii* is closer to *M. gilvum* than to *M. smegmatis*. For non-normalized hit number and coverage estimators, this conclusion is supported by seeds of weight 16 or more, while weight 14 supports the opposite conclusion. This is due to spurious hits that become dominating when the weight drops to 14, and to the larger size of *M. smegmatis* genome (6.99Mbp) compared to *M. gilvum* (5.62Mbp). This effect is corrected by Jaccard index due to normalization by the number of distinct k -mers (6.09M for *M. smegmatis* vs. 4.96M for *M. gilvum* for the spaced seed of weight 14). Overall, we observe a significantly sharper discrimination

Table 2: Classification of *Mycobacterium vanbaalenii* reads against *Mycobacterium smegmatis* and *Mycobacterium gilvum* genomes. Each entry contains a pair “Fraction (in %) of reads classified closer to *M.smegmatis* / Fraction of reads classified closer to *M.gilvum*”.

	weight				
	14	16	18	20	22
contig hit nb	52/41	39/48	24/37	11/24	07/17
contig cover	54/42	44/47	25/37	11/24	06/17
contig Jaccard	30/70	35/61	23/42	11/26	06/18
spaced hit nb	51/40	34/47	20/40	12/32	08/23
spaced cover	53/42	39/51	21/42	12/32	08/25
spaced Jaccard	28/72	32/66	20/50	11/33	08/27

Table 3: Classification of *Bacillus thuringiensis* reads against *Bacillus anthracis* and *Bacillus cereus* genomes. Each entry contains a pair “Fraction (in %) of reads classified closer to *B.anthraxis* / Fraction of reads classified closer to *B.cereus*”.

	weight				
	14	16	18	20	22
contig hit nb	83/14	81/11	79/09	77/08	76/08
contig cover	78/17	80/12	79/09	77/08	76/08
contig Jaccard	87/13	87/11	85/09	83/08	82/08
spaced hit nb	83/13	82/11	80/09	79/09	79/08
spaced cover	80/15	81/11	80/09	79/09	79/08
spaced Jaccard	88/12	88/11	85/09	84/08	84/08

produced by spaced seeds compared to contiguous seeds.

We also performed a series of experiments with the large and genetically variable *Bacillus* genus. Table 3 shows a demonstrative experiment with members of *Bacillus cereus* group: *B.thuringiensis* (serovar konkukian 97-27, NC_005957), *B.anthraxis* (Ames, NC_003997), and *B.cereus* (ATCC 14579, NC_004722). The three bacteria are close to the point of being considered to be different lineages of a single *B.cereus* species [13]. The results provide a strong support that the *B.thuringiensis* strain is closer to the *B.anthraxis* strain than to the *B.cereus* strain, which agrees with phylogenies reported in the literature [1]. Indeed, the *B.thuringiensis* strain and the *B.anthraxis* strain have a much higher pairwise identity rate than the former has with the *B.cereus* strain (estimated DNA-DNA hybridization distance 81% vs. 45%, as computed by GGDC [4]).

However, for species with low sequence similarity, a large majority of reads may have no hits to either genome, and only a small fraction of reads may reveal a significant difference in distance. This situation is illustrated in Table 4 showing the results of classification of *B.licheniformis* (ATCC 14580, NC_006270) reads against *B.anthraxis* (Ames,

Table 4: Classification of *Bacillus licheniformis* reads against *Bacillus anthracis* and *Bacillus pumilus* genomes. Each entry contains a pair “Fraction (in %) of reads classified closer to *B.anthraxis* / Fraction of reads classified closer to *B.pumilus* ”.

	weight				
	14	16	18	20	22
contig hit nb	47/40	24/25	04/07	0.9/3.8	0.3/2.4
contig cover	49/46	24/25	04/07	0.9/3.8	0.3/2.4
contig Jaccard	37/62	24/30	04/08	0.8/4.0	0.3/2.6
spaced hit nb	49/33	22/27	04/10	1.0/5.4	0.4/3.3
spaced cover	53/39	23/27	04/10	1.0/5.4	0.5/3.3
spaced Jaccard	41/59	22/35	04/10	0.9/4.6	0.4/3.5

NC.003997) and *B.pumilus* genomes (SAFR-032, NC_009848). The results support a higher similarity of *B.licheniformis* to *B.pumilus* than to *B.anthraxis*, but the difference is revealed on a very small fraction of reads. The conclusion, however, is significant as those reads represent the majority of reads having any hits to one of the genomes. As with the previous example, this result is confirmed by previously reported phylogenies [1].

In all our experiments reported in this section, spaced seeds showed a better classification capacity. The difference is especially significant in “nontrivial” cases involving relatively dissimilar genomes, such as those illustrated by Tables 2 and 4. While the difference between hit number and coverage estimators appeared insignificant (in agreement with results of Section 3.1.1), the Jaccard index generally provides a more distinct discrimination and, combined with a spaced seed, appears to be the best estimator.

3.2 Correlation of counts with alignment quality

In metagenomic projects, reads to be classified do not necessarily come from genomes stored in the database, but can come from genomes of other species. These species can be genetic variants of species of the database, such as different strains of the same bacteria, but can also come from organisms represented in the database only at the rank of genus or family, or may even have no representatives at all at low taxonomic ranks. Therefore, an accurate mapping of a read to a corresponding clade requires not just assigning it to the appropriate sampled genome, but estimating its distances to each of the genomes in order to locate its position within the whole taxonomic tree.

With this motivation, we turned to the question how well the measured counts correlate with the alignment score. For a fixed minimal identity rate p_{id} , we randomly sampled gapless alignments of length 100 with identity rate from interval $[p_{id}..1]$, and collected pairs (number of mismatches, count), where, as before, ‘count’ stands for either the number of hits or the coverage of a given seed. For these data, we computed Spearman’s rank correlation.

Results are presented on plots in Figure 1. They show that when the identity rate

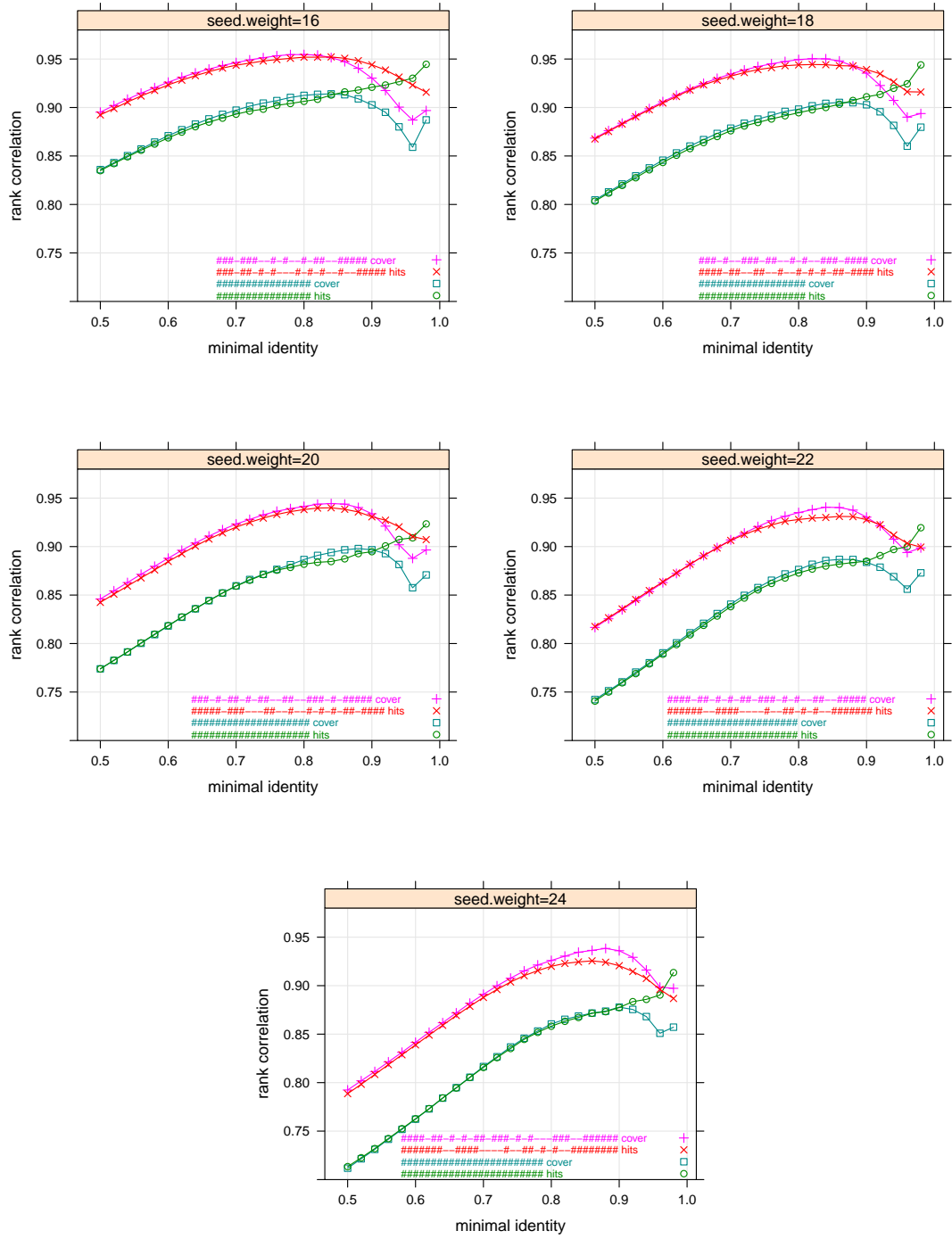


Figure 1: Spearman's rank correlation between score and counts, depending on the minimal identity rate.

of alignments takes a large range of values (minimal id rate smaller than ≈ 0.9), spaced seeds yield a significantly higher correlation than contiguous seeds, for both hit-number and coverage counts. Furthermore, the coverage count slightly outperforms the hit-number count, especially for spaced seeds and larger weights.

For high-similarity alignments, however, the picture changes: the coverage count loses its performance, with its correlation value sharply decreasing. Furthermore, the correlation of hit-number goes down as well for spaced seeds, while it continues to grow for contiguous seeds ending up by reaching and even slightly outperforming the one for spaced seed. This is due to a larger span of spaced seeds and to their combinatorial properties that cause the hit number values to be less sharply concentrated at certain values, and therefore to be less well correlated with the number of mismatches.

In conclusion, while spaced seeds provide a much better estimator for alignments whose quality ranges over a large interval, for high-quality alignments ($> 90\%$ of identity), the hit number of contiguous seed becomes a better estimator. The superiority of hit-number over coverage for high-quality alignments has also been reported in [32]. Along with Spearman’s correlation, we also made an analysis of mutual information computed on the same data (data not shown) that confirmed the above conclusions.

3.3 Correlation on real genomes

To validate the conclusions of the previous section in a real-life metagenomics framework and to analyse more closely how well different counts for a read correlate with the best alignment of the read to a real genomic sequence, we implemented another series of experiments.

Given a genome G , we generated a set of Illumina-like single-end reads by selecting random substrings of G of length L ($L = 100$) and introducing k mismatch errors, with k drawn randomly between 1 and 20 for every read. For each read, we computed the counts – hit number and coverage – with respect to genome G under a given seed, similar to Section 3.1.2. Collected data have then been analysed.

This experimental setup has been applied to *Mycobacterium tuberculosis* genome, a typical result (seed weight 20) is shown in Figure 2. Each plot shows the density of reads for each pair (number of mismatches, count), depending on the seed (contiguous or spaced) and count (hit-number or coverage). Spearman’s and Pearson’s correlation coefficients are shown for each plotted dataset.

The plots clearly illustrate the advantage of spaced seeds over contiguous seeds for estimating the alignment quality. Plots for contiguous seeds are more blurred whereas plots for spaced seeds demonstrate a better correlation between the two values. This is confirmed by the absolute values of Spearman’s rank correlation coefficient that are significantly higher for spaced seeds, indicating a better statistical dependence. This is further illustrated in Figure 3 which shows the same data through the average curve and 95% confidence band. It confirms that spaced seeds produce a dependence with lower deviation from the mean, compared to contiguous seeds.

Comparing hit-number and coverage estimators, we observe that coverage yields a slightly better Spearman correlation and a significantly better Pearson correlation, due

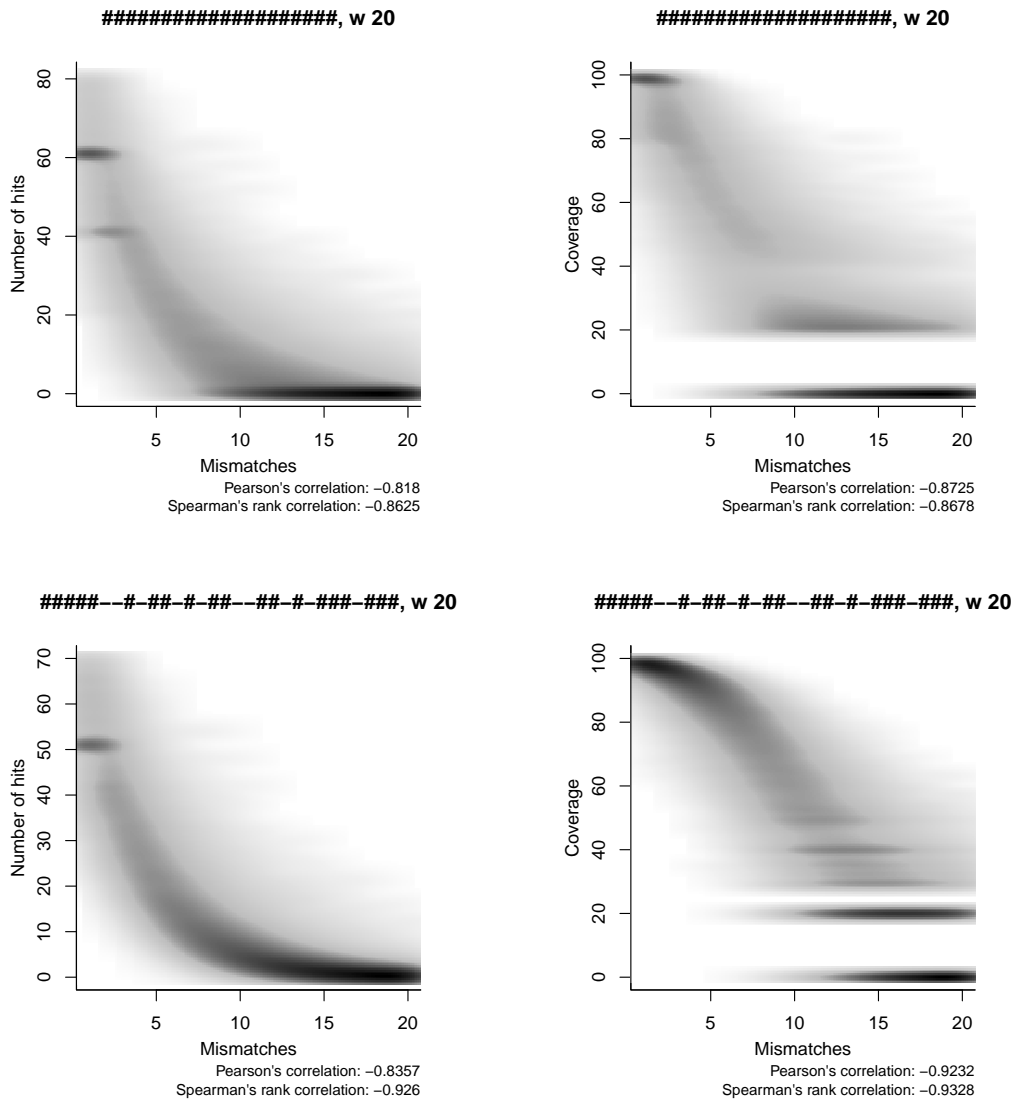


Figure 2: Hit number (left plots) and coverage (right plots) depending on the number of mismatches in randomly generated reads. Seed is shown above the plot, and Spearman's and Pearson's correlations are shown below. Grayscale shows the density of reads. Experiments made on *M.tuberculosis* genome.

to a convex shape of the dependence, compared to the more straight dependence for the coverage.

This analysis has been done for several other bacterial genomes, producing similar results. Plots for other genomes and other seed weights can be found at <https://github.com/gregorykucherov/spaced-seeds-for-metagenomics>.

3.4 Large-scale experiments

In order to validate the advantage of spaced seeds in large-scale metagenomic projects, we modified KRAKEN software [44] to make it work with spaced seeds rather than with contiguous seeds only. The limitation of this comparison is that it only allows estimating the effect of using spaced seeds combined with the KRAKEN algorithm, and within its implementation. On the other hand, this procedure allows us to estimate the effect of spaced seeds in an unbiased manner, by keeping unchanged all other factors that might influence the results.

Our extended implementation, that we call SEED-KRAKEN, allows the user to specify a spaced seed as a parameter. For a set of genomes, a database of spaced k -mers matching the seed is constructed, which is later used to classify reads through the original KRAKEN algorithm. Since KRAKEN uses k -mer counting JELLYFISH program [27] as the k -mer indexing engine, we had also to modify JELLYFISH to allow it to deal with spaced k -mers.

Integration of spaced seed into KRAKEN required a minor modification of the way KRAKEN deals with complementary sequences. In KRAKEN, complementary k -mers have a single representative in the index, the lexicographical smallest of the two. With spaced seeds, dealing with complementary sequencing is more delicate, as the complement of a spaced k -mer does not match the same seed but its inverse. To cope with this, we modified KRAKEN to index each distinct k -mer. We then processed each read in direct and complementary directions separately and select the one which produced more hits. Compared to original KRAKEN, this procedure takes more index space (additional $\sim 5\%$ in practice) and doubles k -mer query time.

We compared the performance of KRAKEN and SEED-KRAKEN on several datasets. First, we performed experiments with three simulated metagenomes HiSeq, MiSeq, and simBA-5 introduced in the original work [44], each containing 10,000 sequences. Furthermore, we created a dataset from Human Microbiome Project data by randomly selecting 50,000 sequences from SRS011086 Tongue dorsum metagenomic sample (<http://hmpdacc.org/HMSCP/>). Here we only report on results for MiSeq and HMP-tongue datasets and refer to the supplementary material for a complete account including results for HiSeq and simBA-5. MiSeq is a merge of ILLUMINA reads of 10 bacterial genomes, and HMPtongue is a random sample of real ILLUMINA whole-metagenome sequences.

Due to resource limitations, the database we used in MiSeq experiments was half of the size of the KRAKEN's default database (which requires 70GB of RAM). Our database was obtained by choosing a single representative strain of each bacteria species, except for the species from HiSeq and MiSeq metagenomes for which all strains were included. Overall, this represented 915 genomes of total size 3.3GB. For HMPtongue dataset, this

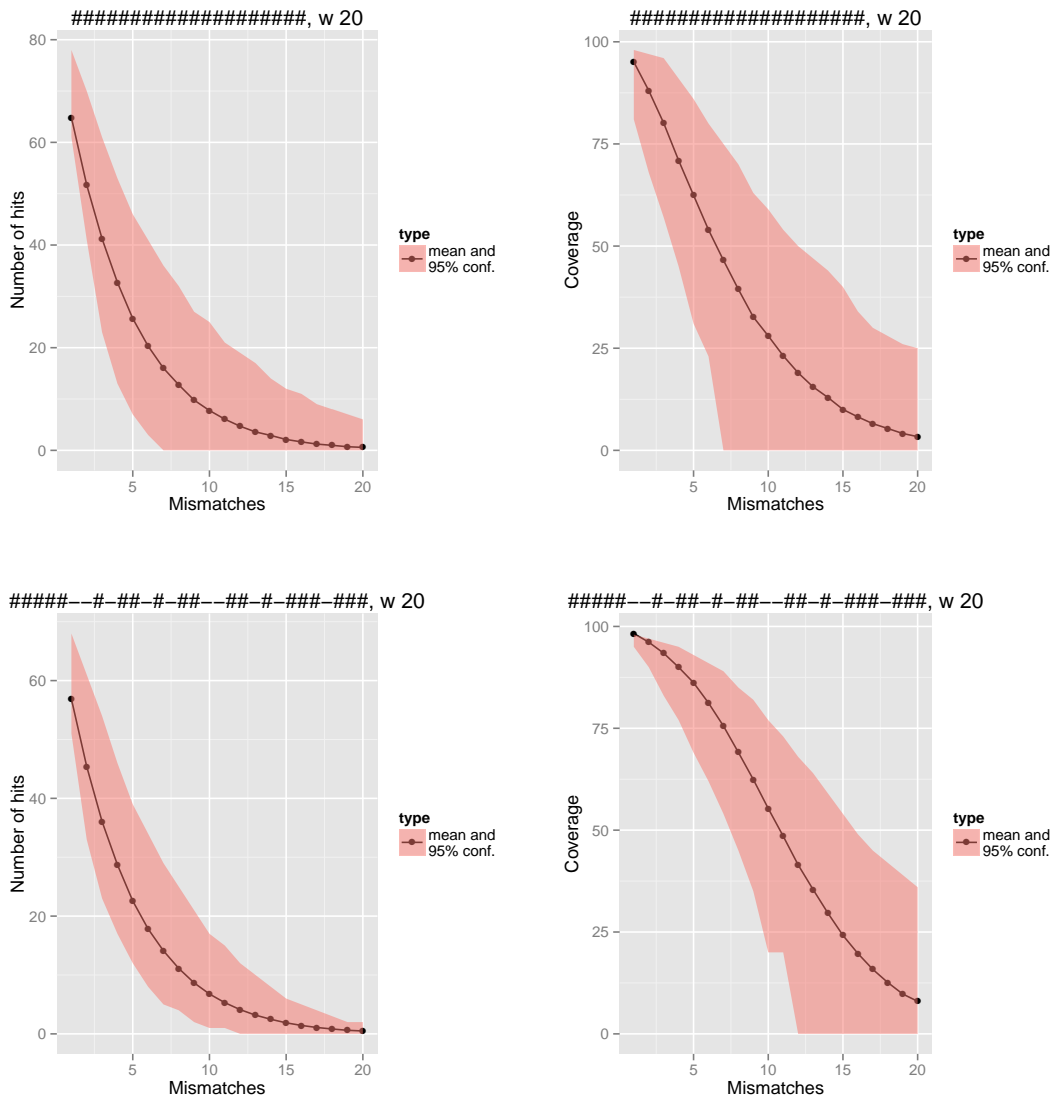


Figure 3: Same data as in Figure 2 shown with averages and 95% confidence intervals

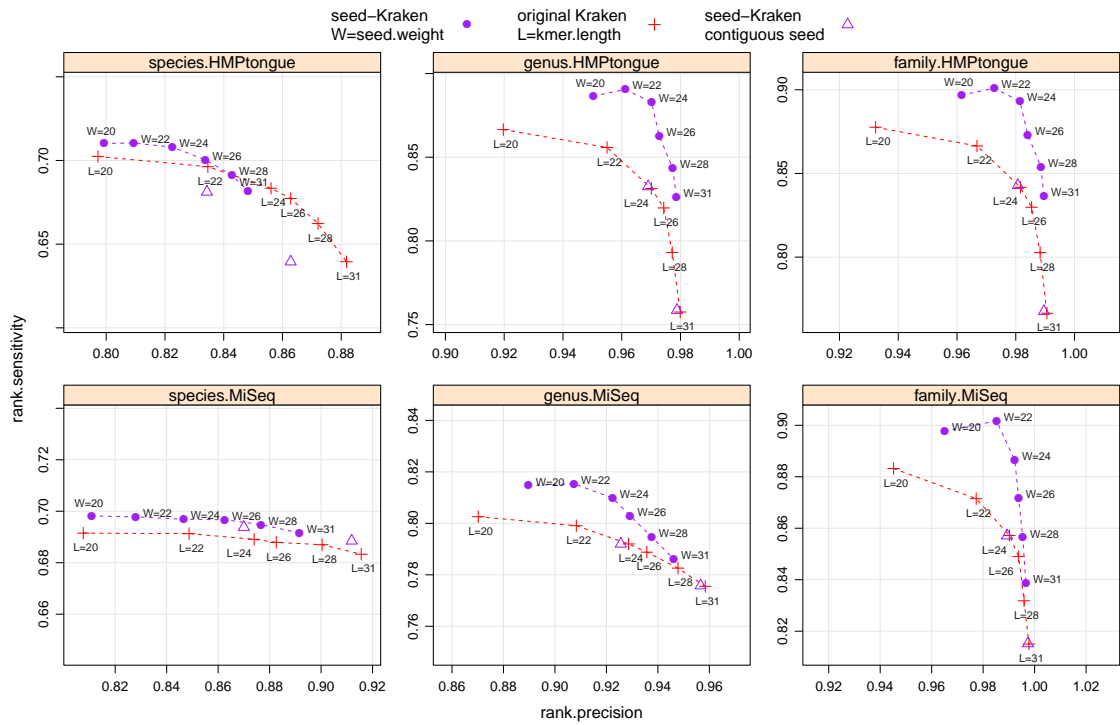


Figure 4: Sensitivity/precision of SEED-KRACKEN (circle points) and original KRAKEN (cross points) for HMPtongue and MiSeq datasets and three taxonomic levels: species, genus and family. Triangle points correspond to SEED-KRACKEN run on contiguous seed of weight 24 and 31, plotted to highlight the effect of the change in the assignment algorithm.

database was extended with a subset of HMP reference library, 0.8GB in total, including references for the selected 50,000 sequences.

For each metagenomic dataset, we measured the sensitivity (percentage of correctly classified reads out of all reads) and precision (percentage of correct classifications out of all classifications) of KRAKEN and SEED-KRAKEN at three taxonomic levels: species, genus and family. In each case, this has been done with seeds of different weights between 20 and 31, and for each weight, SEED-KRAKEN has been run on a few different spaced seeds (see Conclusions).

Figure 4 shows sensitivity-precision ROC-curves (Receiver Operating Characteristic) for SEED-KRAKEN, and for the unmodified KRAKEN. In the case of SEED-KRAKEN, the “best performing” seed is charted for each weight. Furthermore, triangle points correspond to SEED-KRAKEN run on contiguous seeds, plotted in order to measure the effect of our modification in dealing with complementary sequences.

At the levels of genus and family, spaced seeds consistently show a better sensitivity-precision trade-off, with the sensitivity increase of about 2 percentage points for MiSeq and 3-5 points for HMPtongue, for a given precision rate. The results of SEED-KRAKEN with contiguous seeds (triangle points) confirm that this improvement is due to the use of spaced seeds and not to our slight modification of the assignment algorithm due to complementary sequences. For small weights (20-22), a spaced seed achieves simultaneously a better sensitivity and a better precision than the contiguous seed of the same weight. When the weight grows, the increment in precision disappears reaching the level of the contiguous counterpart, or sometimes coming down below it. However, this is largely compensated by the increase in sensitivity.

For the species level, the picture turns out to be more involved. Here we observe that due to the small modification of the assignment algorithm, SEED-KRAKEN run with contiguous seeds (triangle points) shows a modified behavior compared to KRAKEN. Specifically, we observe a drop in precision and a gain in sensitivity, and those are different for MiSeq and HMPtongue datasets. The reason for this is that SEED-KRAKEN makes more species-level classifications than KRAKEN but at the same time, makes more inaccurate assignments to a closely related organism (typically, different strain of the same bacteria), which eventually leads to a lower precision. This phenomenon has a bigger impact for rich databases (HMPtongue experiment) compared to “sparse” databases where each species is represented by few organisms (MiSeq). As for the contribution of spaced seeds, we observe an improved sensitivity-precision trade-off here as well. Compared to SEED-KRAKEN applied to contiguous seeds, this improvement is small for MiSeq but significant for HMPtongue, which shows a correction capacity of spaced seeds w.r.t. erroneous assignments to close strains. Compared to the original KRAKEN, we obtain a sensitivity increment of about 1% which becomes smaller (MiSeq) or completely disappears (HMPtongue) when the seed weight grows.

As mentioned earlier, the spaced seed corresponding to each plotted SEED-KRAKEN point has been selected out of a few (usually two to four) seeds tried. The full list of seeds applied in experiments and corresponding results can be found in the supplementary material. Here we just mention that for large weights (24 and more) the span of the seed

becomes an important factor, with seeds of large span showing a drop in sensitivity and best seeds being those with relatively few jokers.

Building a SEED-KRAKEN limited database takes approximately 1 hour on a server with 20 CPU cores, and the resulting size is 26 GB for seed of weight 24, which compares to the 25GB for original KRAKEN. The classification running times are longer than for original KRAKEN by a factor of 3 to 5.

4 Conclusions

Through a series of computational experiments, we showed that spaced seeds significantly improve the accuracy of metagenomic classification of short NGS reads. The superiority of spaced seeds for different variants of alignment-free sequence comparison has been recently demonstrated by other authors as well [33, 12, 21, 32]. In this work, we specifically focused on the metagenomics setting characterized by very large volumes of data, both in terms of the number of reads and the size of genomic database. This quantity of data precludes using some alignment-free comparison techniques, and leaves room only for highly time- and space-efficient approaches. Note also that in our setting, we have to compare short sequences (reads) with long ones (whole genomes), which makes an important difference with problems considered in [21, 32, 29]. For example, in the framework of metagenomic classification, it is hardly conceivable taking into account k -mer frequencies [21], as this information would be computationally difficult to utilize.

Another improvement considered in [21, 32, 29] is to use *multiple seeds*, i.e. several seeds simultaneously instead of a single one. This extension is known to bring an advantage in seed-and-extend sequence alignment [38, 23], and [21, 32] show that this improvement applies to alignment-free comparison as well. However, each seed requires to build a separate index for database genomic sequences, and therefore it appears computationally difficult to use multiple seeds in metagenomics, unless some new indexing techniques are designed for this purpose.

In our work, we studied three estimators: hit number, coverage and Jaccard index. Hit number and coverage behave similarly in classification (Section 3.1), but Jaccard index generally improves on them in the case of mapping to real genomes (Section 3.1.2), due to the correction w.r.t. the k -mer-richness. Considered as an estimator of alignment quality (Section 3.2, 3.3), coverage provides a certain advantage over hit number. More subtle estimators can be considered as well, e.g. by taking into account the position of k -mer in the read (reflecting the sequencing error rate), and this provides an issue for further study.

Designing efficient seeds for metagenomic classification is another important issue that goes beyond the present study. Note that optimal spaced seeds for seed-and-extend alignment are generally not optimal for alignment-free k -mer-based comparison [32]. In [32], the authors designed (sub-)optimal seeds maximizing the Pearson correlation between hit-number/coverage count and the alignment quality. Their solution is implemented in IEDERA software² (<http://bioinfo.lifl.fr/yass/iedera>) [19]. On the other hand,

²the latest version of IEDERA performs design for Spearman correlation as well

recent work [11] introduces *quadratic residue seeds* (QR-seeds) for seed-and-extend alignment, which present a good performance and have the advantage of easy design, avoiding the computationally expensive enumeration of IEDERA. In our work, we used both IEDERA and QR-seeds adapted to our setting. We observed that in most cases, IEDERA seeds are superior (being designed specifically for our task) but in a few cases, QR-seeds demonstrated equal or even better performance³. This may be due to their large span (cf. supplement material) for which applying IEDERA is computationally costly.

We now summarize the main contributions of our work.

- We showed that spaced seeds can drastically improve the success rate of binary classification of alignments into two categories, each defined by a specific mismatch rate. Here the classification is done through “querying” an alignment using a seed as a mask and reporting whether the seed applies at a given position. For example, in discriminating between alignments of length 100 with mismatch rate 0.2 and 0.3, a spaced seed of weight 16 achieves 63% of success while a contiguous seed of the same weight achieves only 40% (Table 1c).

Recently, spaced seeds have been shown to define more efficient kernels for SVM classification of both protein [33] and nucleotide (RNA) sequences [32]. Compared to these works, here we demonstrate the superiority of spaced seeds in a very simple classification setting, where sequences have to be classified according to identity rate, without a training stage and without resorting to SVM machinery.

- We showed experimentally that spaced seeds allow for a better classification of NGS reads coming from a genome G between two other genomes G_1 and G_2 of the same genus. Here reads are classified according to the phylogenetic distance between G and G_1 and G and G_2 respectively. We established that in this task, Jaccard index provides an advantage over hit-number and coverage which is especially important for seeds of small weight.
- We studied how well different estimators (coverage/hit-number combined with spaced/contiguous seed) correlate with the alignment quality, by measuring Spearman’s rank correlation coefficient and mutual information coefficient. Here again, we observed a significantly better correlation produced by spaced seeds, but only when the alignment quality varies over a sufficiently large range, starting from identity rate around 0.9 or below. On the other hand, if only high-quality alignments are targeted (id rate at least 0.9) then the correlation produced by spaced seeds becomes lower, with hit-number measure over a *contiguous* seed eventually becoming the best for alignments of id rate about 0.95 or more.
- We also measured the correlation produced on real genomes within the metagenomic classification approach of [3, 44]. For this, we assumed that the “closeness” of a read to a genome is characterized by the quality of the alignment (in our case,

³e.g. best results of Table 4 for weights 14-18 were obtained with QR-seeds

the number of mismatches), and computed the correlation produced by different counts on simulated reads. These experiments confirmed the superiority of spaced seeds as well. Moreover, they showed that coverage combined with spaced seeds provides the best option, leading to the highest Spearman’s correlation but also to a significantly higher Pearson’s correlation. The latter means that this estimator induces a dependency closer to linear, which can be a useful feature for classification algorithms.

- Finally, we compared spaced and contiguous seeds through large-scale metagenomics experiments. We modified KRAKEN software [44] to make it work with spaced seeds, without modifying the core classification algorithm or any other parts of the software, with the only exception being the way the complementary sequences are dealt with. With just replacing contiguous seeds by spaced seeds, KRAKEN showed a consistent improvement of specificity/sensitivity trade-off at genus and family levels and a dataset-dependent improvement at the species level.

Real data experiments of Sections 3.1.2, 3.3 have been done using SNAKEMAKE [18].

Overall, all our experiments corroborate the thesis of better performance of spaced seeds for metagenomic classification. Many further questions are raised by this work. Our results remain to be explained with more rigorous probabilistic arguments, similarly to how it has been done for spaced seeds applied to seed-and-extend paradigm [45]. While there are obvious similarities between the two applications, the underlying “mechanisms” seem to be different. One sign of this difference is that optimal spaced seeds for the two problems are not the same, as mentioned earlier.

Experiments with KRAKEN (Section 3.4) give a strong evidence that spaced seeds can improve the classification accuracy in real-life large-scale metagenomic projects. One further improvement would be to implement coverage and Jaccard measures that showed, in general, a better performance compared to the hit number. Introducing spaced seeds rises new issues, such as the construction of an efficient index of the database, or adapting the algorithm of computing the most likely node of the taxonomic tree from counts produced by individual genomes, i.e. leaves of the tree. These questions are a subject for future work.

Acknowledgements. All authors have been supported by the ABS4NGS grant and by Labex Bézout of the French government (program *Investissement d’Avenir*). Many thanks to Michal Ziv-Ukelson for discussions that sparked our interest to this research and to Laurent Noé for help with seed design.

References

- [1] L. D. Alcaraz, G. Moreno-Hagelsieb, et al. Understanding the evolutionary relationships and major traits of Bacillus through comparative genomics. *BMC Genomics*, 11:332, 2010.

- [2] S. Altschul, T. Madden, et al. Gapped BLAST and PSI-BLAST: a new generation of protein database search programs. *Nucleic Acids Research*, 25(17):3389–3402, 1997.
- [3] S. K. Ames, D. A. Hysom, et al. Scalable metagenomic taxonomy classification using a reference genome database. *Bioinformatics*, 29(18):2253–2260, Sep 2013.
- [4] A. F. Auch, M. von Jan, et al. Digital DNA-DNA hybridization for microbial species delineation by means of genome-to-genome sequence comparison. *Stand Genomic Sci*, 2(1):117–134, 2010.
- [5] E. Bao, T. Jiang, I. Kaloshian, and T. Girke. SEED: efficient clustering of next-generation sequences. *Bioinformatics*, 27(18):2502–2509, Sep 2011.
- [6] A. Ben-Hur, C. S. Ong, et al. Support vector machines and kernels for computational biology. *PLoS Comput. Biol.*, 4(10):e1000173, Oct 2008.
- [7] G. Benson and D. Mak. Exact distribution of a spaced seed statistic for DNA homology detection. In *String Processing and Information Retrieval, 15th International Symposium, SPIRE 2008, Melbourne, Australia, November 10-12, 2008. Proceedings*, volume 5280 of *Lecture Notes in Computer Science*, pages 282–293. Springer, 2008.
- [8] A. Brady and S. Salzberg. PhymmBL expanded: confidence scores, custom databases, parallelization and more. *Nat. Methods*, 8(5):367, May 2011.
- [9] D. G. Brown. *Bioinformatics Algorithms: Techniques and Applications*, chapter A survey of seeding for sequence alignment, pages 126–152. Wiley-Interscience (I. Măndoiu, A. Zelikovsky), Feb. 2008.
- [10] S. Burkhardt and J. Kärkkäinen. Better filtering with gapped q -grams. *Fundamenta Informaticae*, 56(1-2):51–70, 2003. Preliminary version in *Combinatorial Pattern Matching 2001*.
- [11] L. Egidi and G. Manzini. Multiple seeds sensitivity using a single seed with threshold. *J Bioinform Comput Biol*, page 1550011, Feb 2015.
- [12] M. Ghandi, D. Lee, et al. Enhanced regulatory sequence prediction using gapped k -mer features. *PLoS Comput. Biol.*, 10(7):e1003711, Jul 2014.
- [13] E. Helgason, O. A. Okstad, et al. *Bacillus anthracis*, *Bacillus cereus*, and *Bacillus thuringiensis*—one species on the basis of genetic evidence. *Appl. Environ. Microbiol.*, 66(6):2627–2630, Jun 2000.
- [14] D. H. Huson, S. Mitra, et al. Integrative analysis of environmental sequences using MEGAN4. *Genome Res.*, 21(9):1552–1560, Sep 2011.

- [15] E. Karsenti, S. G. Acinas, P. Bork, C. Bowler, C. De Vargas, J. Raes, M. Sullivan, D. Arendt, F. Benzoni, J. M. Claverie, M. Follows, G. Gorsky, P. Hingamp, D. Iudicone, O. Jaillon, S. Kandels-Lewis, U. Krzic, F. Not, H. Ogata, S. Pesant, E. G. Reynaud, C. Sardet, M. E. Sieracki, S. Speich, D. Velayoudon, J. Weissenbach, and P. Wincker. A holistic approach to marine eco-systems biology. *PLoS Biol.*, 9(10):e1001177, Oct 2011.
- [16] J. Kawulok and S. Deorowicz. CoMeta: Classification of Metagenomes Using k-mers. *PLoS ONE*, 10(4):e0121453, 2015.
- [17] W. J. Kent. BLAT—the BLAST-like alignment tool. *Genome Research*, 12:656–664, 2002.
- [18] J. Köster and S. Rahmann. Snakemake - a scalable bioinformatics workflow engine. *Bioinformatics*, 28(19):2520–2522, 2012.
- [19] G. Kucherov, L. Noé, et al. A unifying framework for seed sensitivity and its application to subset seeds. *Journal of Bioinformatics and Computational Biology*, 4(2):553–569, November 2006.
- [20] B. Langmead, C. Trapnell, et al. Ultrafast and memory-efficient alignment of short DNA sequences to the human genome. *Genome Biol.*, 10(3):R25, 2009.
- [21] C.-A. Leimeister, M. Boden, et al. Fast alignment-free sequence comparison using spaced-word frequencies. *Bioinformatics*, 30(14):1991–1999, 2014.
- [22] H. Li and R. Durbin. Fast and accurate short read alignment with Burrows-Wheeler transform. *Bioinformatics*, 25(14):1754–1760, Jul 2009.
- [23] M. Li, B. Ma, et al. PatternHunter II: Highly sensitive and fast homology search. *Journal of Bioinformatics and Computational Biology*, 2(3):417–439, 2004. Earlier version in GIW 2003.
- [24] S. Lindgreen, K. L. Adair, and P. Gardner. An evaluation of the accuracy and speed of metagenome analysis tools. *bioRxiv*, 2015.
- [25] B. Ma, J. Tromp, et al. PatternHunter: Faster and more sensitive homology search. *Bioinformatics*, 18(3):440–445, 2002.
- [26] S. S. Mande, M. H. Mohammed, et al. Classification of metagenomic sequences: methods and challenges. *Brief. Bioinformatics*, 13(6):669–681, Nov 2012.
- [27] G. Marçais and C. Kingsford. A fast, lock-free approach for efficient parallel counting of occurrences of k-mers. *Bioinformatics*, 27(6):764–770, 2011.
- [28] S. Marco-Sola, M. Sammeth, et al. The GEM mapper: fast, accurate and versatile alignment by filtration. *Nat. Methods*, 9(12):1185–1188, Dec 2012.

- [29] B. Morgenstern, B. Zhu, et al. Estimating evolutionary distances between genomic sequences from spaced-word matches. *Algorithms Mol Biol*, 10:5, 2015.
- [30] Nath Meth Editorial. Metagenomics versus Moore’s law. *Nat Meth*, 6(9):623–623, 09 2009.
- [31] L. Noé and G. Kucherov. Improved hit criteria for DNA local alignment. *BMC Bioinformatics*, 5(149), 14 October 2004.
- [32] L. Noé and D. E. Martin. A Coverage Criterion for Spaced Seeds and Its Applications to Support Vector Machine String Kernels and k-Mer Distances. *J. Comput. Biol.*, 21(12):947–963, Dec 2014.
- [33] T. Onodera and T. Shibuya. The gapped spectrum kernel for support vector machines. In P. Perner, editor, *Machine Learning and Data Mining in Pattern Recognition*, volume 7988 of *Lecture Notes in Computer Science*, pages 1–15. Springer Berlin Heidelberg, 2013.
- [34] R. Ounit, S. Wanamaker, T. J. Close, and S. Lonardi. CLARK: fast and accurate classification of metagenomic and genomic sequences using discriminative k-mers. *BMC Genomics*, 16:236, 2015.
- [35] J. Peterson, S. Garges, et al. The NIH Human Microbiome Project. *Genome Res.*, 19(12):2317–2323, Dec 2009.
- [36] J. Qin, R. Li, J. Raes, M. Arumugam, K. S. Burgdorf, C. Manichanh, T. Nielsen, N. Pons, F. Levenez, T. Yamada, D. R. Mende, J. Li, J. Xu, S. Li, D. Li, J. Cao, B. Wang, H. Liang, H. Zheng, Y. Xie, J. Tap, P. Lepage, M. Bertalan, J.-M. Batto, T. Hansen, D. Le Paslier, A. Linneberg, H. B. Nielsen, E. Pelletier, P. Renault, T. Sicheritz-Ponten, K. Turner, H. Zhu, C. Yu, S. Li, M. Jian, Y. Zhou, Y. Li, X. Zhang, S. Li, N. Qin, H. Yang, J. Wang, S. Brunak, J. Dore, F. Guarner, K. Kristiansen, O. Pedersen, J. Parkhill, J. Weissenbach, P. Bork, S. D. Ehrlich, and J. Wang. A human gut microbial gene catalogue established by metagenomic sequencing. *Nature*, 464(7285):59–65, 03 2010.
- [37] S. Schwartz, J. Kent, A. Smit, Z. Zhang, R. Baertsch, R. Hardison, D. Haussler, and W. Miller. Human–mouse alignments with BLASTZ. *Genome Research*, 13:103–107, 2003.
- [38] Y. Sun and J. Buhler. Designing multiple simultaneous seeds for DNA similarity search. In *Proceedings of the 8th Annual International Conference on Computational Molecular Biology (RECOMB04), San Diego (California)*. ACM Press, March 2004.
- [39] H. Teeling and F. O. Glockner. Current opportunities and challenges in microbial metagenome analysis—a bioinformatic perspective. *Brief. Bioinformatics*, 13(6):728–742, Nov 2012.

- [40] E. Tortoli. Phylogeny of the genus *Mycobacterium*: many doubts, few certainties. *Infect. Genet. Evol.*, 12(4):827–831, Jun 2012.
- [41] J. C. Venter, K. Remington, J. F. Heidelberg, A. L. Halpern, D. Rusch, J. A. Eisen, D. Wu, I. Paulsen, K. E. Nelson, W. Nelson, D. E. Fouts, S. Levy, A. H. Knap, M. W. Lomas, K. Nealson, O. White, J. Peterson, J. Hoffman, R. Parsons, H. Baden-Tillson, C. Pfannkoch, Y. H. Rogers, and H. O. Smith. Environmental genome shotgun sequencing of the Sargasso Sea. *Science*, 304(5667):66–74, Apr 2004.
- [42] S. Vinga. Editorial: Alignment-free methods in computational biology. *Brief. Bioinformatics*, 15(3):341–342, May 2014.
- [43] T. M. Vogel, P. Simonet, J. K. Jansson, P. R. Hirsch, J. M. Tiedje, J. D. van Elsas, M. J. Bailey, R. Nalin, and L. Philippot. Terragenome: a consortium for the sequencing of a soil metagenome. *Nat Rev Micro*, 7(4):252–252, 04 2009.
- [44] D. E. Wood and S. L. Salzberg. Kraken: ultrafast metagenomic sequence classification using exact alignments. *Genome Biol.*, 15(3):R46, 2014.
- [45] L. Zhang. Superiority of spaced seeds for homology search. *IEEE/ACM Trans Comput Biol Bioinform*, 4(3):496–505, 2007.