

Ricci Curvature and Robustness of Cancer Networks

Allen Tannenbaum, Chris Sander, Liangjia Zhu, Romeil Sandhu, Ivan Kolesov, Eduard Reznik, Yasin Senbabaoglu, Tryphon Georgiou

Abstract

The importance of studying properties of networks is manifest in diverse fields ranging from biology, engineering, physics, chemistry, neuroscience, and medicine. The functionality of networks with regard to performance, throughput, reliability and robustness is strongly linked to the underlying geometric and topological properties of the network and this is the focus of this paper, especially as applied to certain biological networks. The fundamental mathematical abstraction of a network as a weighted graph brings to bear the tools of graph theory—a highly developed subject of mathematical research. But more importantly, recently proposed geometric notions of curvature on very general metric measure spaces allow us to utilize a whole new set of tools and ideas that help quantify functionality and robustness of graphs. In particular, robustness is closely connected to network entropy which, in turn, is very closely related to curvature. We will see that there are a number of alternative notions of discrete curvature that are compatible with the classical Riemannian definition, each having its own advantages and disadvantages, and are relevant to networks of interest. We will concentrate on the role of curvature for certain key cancer networks in order to quantitatively indicate their apparent functional robustness relative to their normal counterparts.

I. INTRODUCTION

The growing importance of studying complex networks has been documented in a huge and growing literature, and has even been referred to as the field of *network science* [4]. We are interested in the strong relationship between network functionality in terms of robustness, on one hand, and topological and geometric properties such as curvature on the other. Following [10], we will give a formal definition of “robustness” in terms of the rate function from large deviations theory. This definition captures the essential property of complex networks of being able to adapt to dynamic changes (modelled as random perturbations), while maintaining functionality [2]. One of the key ideas is based on the positive correlation between an increase of curvature and network functional robustness, as we will argue in Section II-B. As we will explain, the necessary geometric notions are quite easy to compute in terms of the graph Laplacian or the Earth Mover’s Distance and, thus, one can assess and quantify robustness of networks quite efficiently. This relationship is particularly compelling because, on one hand, curvature is an equilibrium property of the system (as is the entropy) while, on the other, robustness is a dynamic (non-equilibrium) property. Nevertheless this correlative relationship holds.

We will also see that network curvature is intimately related to network entropy. In fact, one of the ways of generalizing curvature to rather general metric measure spaces is to exploit the convexity properties of the entropy along geodesic paths defined at the level of the associated space of probability measures with an induced Riemannian structure [7], [24], [27]. In the evolutionary biology literature, it has been noted that entropy is closely related to network topology; see [10]. In the latter work, the authors argue (based on Darwinian principles) that entropy is a selective criterion that may account for the robustness and heterogeneity of both manmade and biological networks. As we have just mentioned, in this proposal, we will argue that curvature from *network geometry* is also strongly related to functional robustness.

A. Tannenbaum, L. Zhu, R. Sandhu, and I. Kolesov are with the Department of Computer Science, Stony Brook University: (emails: {liangjia.zhu, ivan.kolesov, allen.tannenbaum}@stonybrook.edu). C. Sander, E. Reznik, and Y. Senbabaoglu are with the Computational Biology Program of Memorial Sloan Kettering: ({emails: sander, eznike, yasin}@cbio.mskcc.org). T. Georgiou is with the Department of Electrical and Computer Engineering, University of Minnesota: (email: tryphon@umn.edu)

Much of our research is motivated by seeking basic principles and commonalities across many types of complex networks in addition to taking the data-driven point of view [1]. Indeed, search engines and cell biology have a number of things in common; they need to process incomplete and noisy data and rely on input that is stochastic in nature. Search engines rely on empirical distributions that are based on very limited finite sampling, often of poorly understood features. Cell biological cycles are characterized by empirical distributions that are driven by poorly understood environmental cues and intracellular checkpoints. This motivates problems that include the characterization of robustness, reliability, and possible uncertainty principles as they pertain to information transfer across networks.

In this note, the object of study in this regard will be cancer networks, and the possibility of using graph curvature information to identify key hubs and possible targets of interest in a quantitative manner. Indeed, for biological networks in connection with various types of cancer, it appears that entropy is a key network property in revealing “cancer hallmarks” [45]; thus, generalizations of curvature that are based on entropy [24] would seem most appropriate in this context.

II. GEOMETRY OF NETWORKS

Various networks may be regarded as geodesic metric spaces, say via the hop metric for communication networks [22]. Many of these large networks may be regarded as having negative curvature, namely, they may be naturally embedded in a hyperbolic space of constant negative curvature. One such example is the greedy routing in sensor networks using a form of virtual coordinates as in [23]. Greedy routing has received a lot of attention since it was proposed for routing in ad hoc wireless networks due to its simplicity and efficiency. In this, a node forwards the packet to the neighbor whose distance to the destination is the smallest. Thus routing decision is made with only local knowledge. On a dense network without holes greedy routing typically works very well and gives close to optimal routing paths. Other researchers have studied hyperbolic embedding for geographic routing, distance estimation in internet graphs, and approximate distance computations on very large graphs; see [22] and the many references therein. In the next sections, we will explore several notions of curvature applicable to general metric measure spaces and their relation to structural robustness.

A. Generalities on Ricci curvature

In order to motivate generalized notions of Ricci curvature suitable for complex networks, we will begin with an elementary treatment of curvature following [11], [41], [42]. For \mathcal{M} an n -dimensional Riemannian manifold, $x \in \mathcal{M}$, let $T_x\mathcal{M}$ denote the tangent space at x , and $u_1, u_2 \in T_x\mathcal{M}$ orthonormal vectors. Then for geodesics $\gamma_i(t) := \exp(tu_i)$, $i = 1, 2$, the *sectional curvature* $S(u_1, u_2)$ measures the deviation of geodesics relative to Euclidean geometry, i.e.,

$$d(\gamma_1(t), \gamma_2(t)) = \sqrt{2}t(1 - S(u_1, u_2)/12t^2 + O(t^4)). \quad (1)$$

The Ricci curvature is the average sectional curvature. Namely, given a (unit) vector $u \in T_x\mathcal{M}$, we complete it to an orthonormal basis, u, u_2, \dots, u_n . Then the *Ricci curvature* is defined by $Ric(u) := \frac{1}{n-1} \sum_{i=2}^n S(u, u_i)$. It may be extended to a quadratic form, giving the so-called *Ricci curvature tensor*. Ricci curvature is strongly related to the Laplacian. Indeed, in geodesic normal coordinates we have that

$$R_{ij} = -3/2\Delta g_{ij},$$

where g_{ij} denotes the metric tensor on \mathcal{M} .

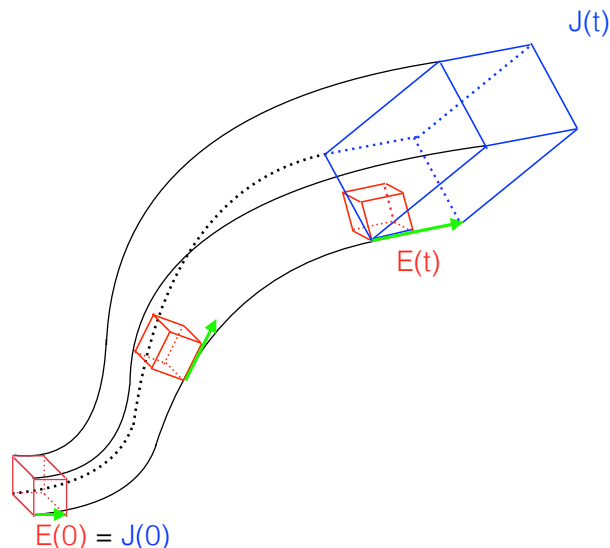


Fig. 1: Explanation of curvature in terms of Jacobian.

There is another way to understand curvature: it gives a related measure of the spreading of geodesics in the following manner [11]. Let γ denote a geodesic and γ_s a smooth one parameter family of geodesics with $\gamma_0 = \gamma$. Then a *Jacobi field* may be defined as

$$J(t) = \left. \frac{d\gamma_s(t)}{ds} \right|_{s=0}.$$

It may be regarded as an infinitesimal deformation of the given geodesic. Then it is standard that $J(t)$ (essentially the Jacobian of the exponential map) satisfies the Jacobi equation:

$$\frac{D^2}{dt^2} J(t) + R(J(t), \dot{\gamma}(t))\dot{\gamma}(t) = 0, \quad (2)$$

where $\frac{D}{dt}$ denotes covariant derivative, and R is the Riemann curvature tensor. Thus R measures geodesic deviation in the sense of equation (2). See Figure 1.

We want extend these notions to discrete graphs and networks. For discrete spaces corresponding to networks modeled as graphs, ordinary notions such as differentiability needed to define Ricci curvature as in the previous section do not make sense. There is however a very nice argument due to Villani [42] that indicates a possible way to getting around such difficulties via two approaches to convexity. More precisely, let $f : \mathbb{R}^n \rightarrow \mathbb{R}$. Then if f is C^2 , convexity may be characterized as

$$\nabla^2 f(x) \geq 0$$

for all x . Villani calls this an *analytic* definition of convexity (as the usual definition of Ricci given above). On the other hand, one can also define convexity in a *synthetic* manner via the property that

$$f((1-t)x + ty) \leq (1-t)f(x) + tf(y),$$

for all $x, y \in \mathbb{R}^n$, and $t \in [0, 1]$. In the latter case, no differentiability is necessary.

Following [24], [27], one may define a synthetic notion of Ricci curvature in terms of so-called *displacement convexity* inherited from the Wasserstein geometry on probability measures. In [24], this is done for measured length spaces, that is, metric measure spaces in which the distance between two points equals the infimum of the lengths of curves joining the points. For discrete spaces (such as those arising

in network theory), there are several possibilities that we will compare, especially those from [7], [15], [28]. There have been several other approaches as well to defining Ricci curvature; see [26], [8] and the references therein.

To conclude, let us just give one result [41]. Assume that \mathcal{M} is a Riemannian manifold, and let $\mathcal{P}(\mathcal{M})$ denote the space of probability measures on \mathcal{M} equipped with the Wasserstein 2-metric. Let μ_t denote a geodesic curve on $\mathcal{P}(\mathcal{M})$. Then $Ric \geq 0$ if and only if the curve $t \rightarrow \int \mu_t \log \mu_t$ is convex (in t). Thus lower bounds on the Ricci curvature are closely connected to entropy and geodesics on spaces of probability measures. It is this type of synthetic notion that will underpin one possible approach.

B. Curvature and robustness

As previously remarked, there have been a number of approaches (see [7], [26], [8], [28] and the references therein) to extending the notion of Ricci curvature to more general metric measure spaces. At this point, the exact relationship of one approach as compared to another is unclear. Roughly, the techniques fall into two categories: the first generalizing the weak k -convexity of the entropy functional on the Wasserstein space of probability measures as in [24], [27], [7], and the second directly working with Markov chains to define the generalization [28], [26], [8] on networks. Finally there is a notion of ‘‘hyperbolicity’’ due to Gromov [15] based on the ‘‘thinness’’ or ‘‘fatness’’ of triangles compared to the Euclidean case, and more generally a certain four-point criterion. Depending upon the application, each approach seems to be useful, and so we will explicate key aspects and their possible applications to various network problems. In particular, we follow [7], [28] because of connections to notions of metric entropy.

We begin with a characterization given in Lott and Villani [24]. Let (X, d, m) denote a geodesic space, and set

$$\mathcal{P}(X, d, m) := \{\mu \geq 0 : \int_X \mu dm = 1\}, \quad (3)$$

$$\mathcal{P}^*(X, d, m) := \{\mu \in \mathcal{P}(X, d, m) : \lim_{\epsilon \searrow 0} \int_{\mu \geq \epsilon} \mu \log \mu dm < \infty\}. \quad (4)$$

We define

$$H(\mu) := \lim_{\epsilon \searrow 0} \int_{\mu \geq \epsilon} \mu \log \mu dm, \text{ for } \mu \in \mathcal{P}^*(X, d, m), \quad (5)$$

which is the negative of the *Boltzmann entropy* $S(\mu) := -H(\mu)$; note that the concavity of S is equivalent to the convexity of H . Then we say that X has *Ricci curvature bounded from below by k* if for every $\mu_0, \mu_1 \in \mathcal{P}(X)$, there exists a constant speed geodesic μ_t with respect to the Wasserstein 2-metric connecting μ_0 and μ_1 such that

$$S(\mu_t) \geq tS(\mu_0) + (1-t)S(\mu_1) + \frac{kt(1-t)}{2}W(\mu_0, \mu_1)^2, \quad 0 \leq t \leq 1. \quad (6)$$

This means that entropy and curvature are **positively correlated** that we will express as

$$\Delta S \times \Delta Ric \geq 0. \quad (7)$$

We will describe notions of Ricci curvature and entropy on graphs below. We just note here that changes in *robustness*, i.e., the ability of a system to functionally adapt to changes in the environment (denoted as ΔR) is also positively correlated with entropy via the Fluctuation Theorem [12], [9], and thus with network curvature:

$$\Delta R \times \Delta Ric \geq 0. \quad (8)$$

Since the curvature is very easy to compute for a network, this may be used as an alternative way of expressing functional robustness.

Based on the work of [45], [10], we believe that most normal cellular protein interaction networks have lower curvature than their cancerous analogues. Functionally this makes sense: since oncoproteins are many times disordered (have a larger number of degrees of freedom), they are able to respond better to changes in the cellular environment. ***The notion of curvature now allows to precisely quantify this adaptive ability.*** In Section IV, we will apply curvature to certain cancer networks to test the idea robustness expressed in a geometric manner.

Remarks on the Fluctuation Theorem

The form of the Fluctuation Theorem that we use was formulated in [12], [9]. The idea is very simple and comes from the theory of large deviations [39]. One considers random perturbations of a given network that result in deviations of some observable. We let $p_\epsilon(t)$ denote the probability that the mean deviates by more than ϵ from the original (unperturbed) value at time t . Since $p_\epsilon(t) \rightarrow 0$ as $t \rightarrow \infty$, we want to measure its relative rate, that is, we set

$$R := \lim_{t \rightarrow \infty} \left(-\frac{1}{t} \log p_\epsilon(t) \right).$$

Therefore, large R means not much deviation and small R large deviations. In thermodynamics it is well-known that entropy and rate functions from large deviations are very closely related. The Fluctuation Theorem is an expression of this fact for networks, and may be expressed as

$$\Delta S \times \Delta R \geq 0. \quad (9)$$

The Fluctuation Theorem has consequences for just about any type of network: biological, communication, social, or neural. In rough terms, it means that the ability of a network to maintain its functionality in the face of perturbations (internal or external), can be quantified by the correlation of activities of various elements that comprise the network. In the standard statement, this correlation is given via entropy. We have formulated this now in terms of curvature.

C. Curvature of discrete spaces

We now give some models of curvature applicable to networks. First, as argued in [7], for a discrete space X (such as a graph), the above characterization of curvature given by (6) (essentially following Lott and Villani [24]) will not work since one must also require that the space X be a standard geodesic space and one can show that X is geodesic if and only if $\mathcal{P}(X)$ is geodesic. Thus one must add a scale factor r , which in the case of a graph is the length of the longest edge. Accordingly given $r > 0$, the metric space (X, d) is *r-rough geodesic* if given $x_0, x_1 \in X$ and $0 \leq t \leq 1$, there exists $x_t \in X$ such that

$$d(x_0, x_t) \leq td(x_0, x_1) + r, \quad d(x_t, x_1) \leq (1-t)d(x_0, x_1) + r.$$

Such a point x_t is called an *r-rough t-approximate point*.

One can now define a notion of distance on $\mathcal{P}(X, d)$ as follows [7]: For $\mu_0, \mu_1 \in \mathcal{P}(X, d)$, we set

$$d_W^{\pm r}(\mu_0, \mu_1)^2 := \inf_{\pi} \left(\int (d(x_0, x_1) \mp r)_+^2 d\pi(x_0, x_1) \right),$$

where the left and right marginals of π are μ_0 and μ_1 , respectively. This distance is related to the standard Wasserstein distance via the following inequalities: $d_W^r \leq d_W \leq d_W^r + r$, and $d_W \leq d_W^{-r} \leq d_W + r$.

We can now define the fundamental notion from [7]. We say that (X, d, m) has r -rough Ricci curvature $\geq k$, if for all $\mu_0, \mu_1 \in \mathcal{P}^*(X, d, m)$ and any $0 \leq t \leq 1$, there exists an r -rough t -approximate point μ_t such that

$$S(\mu_t) \geq (1-t)S(\mu_0) + tS(\mu_1) + \frac{kt(1-t)}{2}(d_W^{\pm r}(\mu_0, \mu_1))^2, \quad (10)$$

where we choose r if $k > 0$ and $-r$ if $k < 0$. We write the condition expressed in (10) as r -Ric $(X, d, m) \geq k$.

This definition is very useful and stable in relating discrete metric spaces approximating continuous ones. Indeed, in [7], it is shown that a metric measure space (X, d, m) has r -Ric $(X, d, m) \geq k$ if it can be approximated (in the sense of L^2 transportation distance) by a sequence discrete metric spaces (X_r, d_r, m_r) with r -Ric $(X_r, d_r, m_r) \geq k_r$, where $k_r \rightarrow k$ as $r \rightarrow 0$. Conversely, for metric measure space (X, d, m) with r -Ric $(X, d, m) \geq k$, one can define discretizations (X_r, d_r, m_r) which converge to (X, d, m) (in the L^2 transportation sense) as $r \rightarrow 0$ with r -Ric $(X, d, m) \geq k$.

Note that this extension still keeps entropy as a fundamental ingredient.

III. OLLIVIER-RICCI CURVATURE

As alluded to above, there is another notion of Ricci curvature that is not directly based on ideas of displacement convexity as in [24], due to [28], [29]. The approach was inspired from several different directions from properties of Ricci curvature in the continuous case. Referring to Figure 2, the idea is that for two very close points x and y with tangent vectors w and w' , in which w is obtained by a parallel transport of w' , the two geodesics will get closer if the curvature is positive. This is reflected in the fact that the distance between two small (geodesic balls) is less than the distance of their centers. Ricci curvature along direction xy reflects this, averaged on all directions w at x . Similar considerations apply to negative and zero curvature [43].

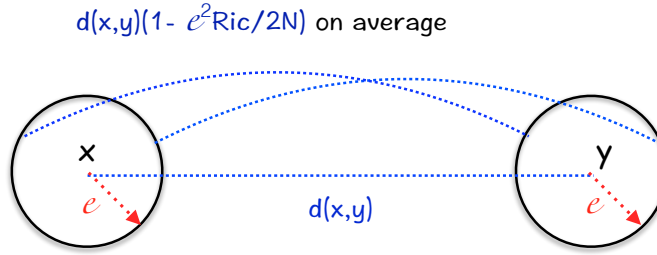


Fig. 2: Positive curvature is detected when distance from one ball to another is smaller than those of their centers on the average.

More formally, we have for (X, d) a metric space equipped with a family of probability measures $\{\mu_x : x \in X\}$ we define the *Olliver-Ricci curvature* $\kappa(x, y)$ along the geodesic connecting x and y via

$$W_1(\mu_x, \mu_y) = (1 - \kappa(x, y))d(x, y), \quad (11)$$

where W_1 denotes the Earth Mover's Distance (Wasserstein 1-metric), and d the geodesic distance on the graph. For the case of weighted graphs of greatest interest in networks, we put

$$d_x = \sum_y w_{xy}$$

$$\mu_x(y) := \frac{w_{xy}}{d_x},$$

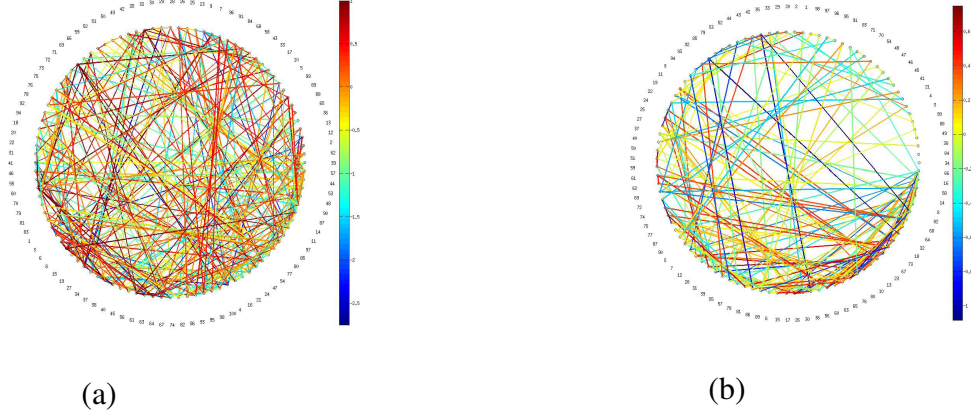


Fig. 3: (a) Olliver-Ricci curvature of random graph: darker colors represent more negative curvature (b) Olliver-Ricci curvature of transcription network of *E. Coli*: darker colors represent more negative curvature.

the sum taken over all neighbors of x where w_{xy} denotes the weight of an edge connecting x and y (it is taken as zero if there is no connecting edge between x and y). The measure μ_x may be regarded as the distribution of a one-step random walk starting from x . As is argued in [28], this definition is more inspired from an approach such as that given via equation (1). An advantage of this, is that it is readily computable since the Earth Mover's Metric may be computed via linear programming [42]. An example of the computation of the Ollivier-Ricci curvature for a random graph is shown in Figure 3(a) using this method.

We also computed the Ollivier-Ricci curvature for a biological network (transcription network of *E. Coli* taken from [3]; see Figure 3(b)). It is argued by Uri Alon [2] that this transcription network exhibits a great degree of robustness. It is of note, that the random network has average Ricci curvature of about -0.352085 with 63% of the edges being negative, while for *E. Coli* we have average curvature of -0.0222 with 50% of the edges being negative. ***These results are of course, very preliminary, and much deeper extensive data analysis will be necessary on multiple networks, before making any conclusions.***

Finally, it is interesting to note that if we define the Laplacian operator via

$$\Delta f(x) = \sum_y f(y)\mu_x(y) - f(x), \quad f \text{ real-valued function,}$$

this coincides with the usual normalized graph Laplacian operator [20]. It is also interesting to note in this connection that if $k \leq \kappa(x, y)$ is a lower bound for the Ricci curvature then the eigenvalues of Δ may be bounded as $k \leq \lambda_1 \leq \dots \lambda_{N-1} \leq 2 - k$ (see [20] for the exact statement). This relationship is very important since $2 - \lambda_{N-1}$ measures the deviation of the graph from being bipartite, that is a graph whose vertices can be divided into two disjoint sets U and V such that every edge connects a vertex in U to one in V . Such ideas appear, e.g., in resource allocation in certain networks.

One can also consider the corresponding Ricci flow:

$$\frac{d}{dt}d(x, y) = -\kappa(x, y)d(x, y). \quad (12)$$

Not much is known about this flow, but the idea would be, while keeping the same topology, to change the graph weights, or the network of links among the nodes, in such a way as to increase the curvature κ . As argued in [44], this could have the effect (in case of certain wireless networks) of removing some of the overloaded queues, and thus should have important implications for cancer networks. Understanding discrete analogues of Ricci flow in this connection will be considered as a future research topic in this

connection. Finally, we should note that the Ollivier-Ricci curvature gives the value of the ordinary Ricci curvature on a Riemannian manifold after scaling.

IV. CANCER NETWORKS

Of greatest interest to us is the study of cancer networks and the relation of curvature. In particular, we present preliminary results demonstrating that cancer networks exhibit a greater degree of functional robustness with respect to normal tissue networks (as argued by [45]) on both metabolic and transcriptional networks. We further show that this “hallmark,” while significant at the macroscopic network scale (e.g., difference in average Ricci curvature), also illustrates that gene-to-gene pairs with the largest differences (in Ricci curvature) are associated with the onset and proliferation of cancer [47], [49], [50]. Lastly, we note that quantification by curvature is different than previous quantification methods such as differential gene expression - i.e., we **“paint” cancer in a different “color.”** In what follows, we present a description of the preliminary data and corresponding tabulated results highlighting this “hallmark” at the global and local scales.

A. Brief Description of Data Sets

Our preliminary data (provided by Memorial Sloan Kettering) consists of metabolic and transcriptional regulation networks. In studying metabolic networks, we are provided eight different cases for which correlation values of gene-to-gene expression in cancer and normal networks is given. With respect to transcription networks, we are provided two cases of gene-to-gene correlation data sets associated with breast cancer and kidney renal clear cell carcinoma. The network is constructed using these correlation values as weights of the graph and the topology (adjacency matrix) of graph is given by underlying biological gene-to-gene interactions.

B. Metabolic Networks

The metabolic network data is similar to data utilized in [48] with an investigation of an “arbitrary” set of 1600 genes and their interactions. An important note regarding this metabolic data is that certain key genes associated with cancer (e.g., BRCA1, TP53) are not present.

B.1 Metabolic Networks: Average Difference in Curvature

Given the above, we first present the difference (cancer-normal) in average curvature of each network. This is summarized in Table I. In particular, we note that while the average curvature is not the optimal statistic, it nevertheless illustrates that the cancer network as a whole exhibits greater robustness (in terms of curvature) than its corresponding normal tissue network.

Cancer Type	Δ Curvature (Average)	Cancer Tissue (Average Curvature)	Normal Tissue (Average Curvature)
Breast Cancer	0.0235	0.1071	0.0836
Head / Neck Squamous Cell Carcinoma	0.0217	0.1058	0.0841
Kidney Renal Clear Cell Carcinoma	0.0253	0.1054	0.0801
Kidney Papillary Carcinoma	0.0300	0.1020	0.0719
Liver Cancer	0.0060	0.1011	0.0951
Lung Adenocarcinoma	0.0114	0.1137	0.1023
Prostate Cancer	0.0160	0.1049	0.0889
Thyroid Cancer	0.0046	0.0940	0.0894

TABLE I: Tabulated results for all eight networks with respect to average Ricci curvature. In particular, cancer can be seen to more robust than its complementary normal network in each of the eight cases.

Gene Rank	Δ Curvature (Cancer-Normal)	Gene X (Symbol)	Gene Y (Symbol)
1	0.4642	ACAA2	MYO5B
2	0.4170	LPO	SOD3
3	0.4162	BPNT1	GLYCTK
4	0.4067	GLYCTK	GAL3ST1
5	0.4057	PPAP2A	PPAP2C
6	0.3916	ACO1	OAT
7	0.3881	HADHB	MYO5B
8	0.3805	GUCY2D	NPR2
9	0.3687	GUCY2D	NPR1
10	0.3624	GOT2	ACO2
11	0.3605	GUCY1A2	GUCY2D
12	0.3602	GOT2	ACO1
13	0.3600	SGMS1	LRAT
14	0.3598	SLC25A22	SLC25A18
15	0.3584	AQP9	AGMAT
16	0.3520	ETFDH	PYCR1
17	0.3518	OAT	ACO2
18	0.3449	GPX3	LPO
19	0.3373	ALDH9A1	ALDH7A1
20	0.3317	PYGB	PYGL

TABLE II: The top 20 gene pairs in the metabolic network for breast tissue case sorted with respect to curvature.

Gene Rank	Δ Curvature (Cancer-Normal)	Gene X (Symbol)	Gene Y (Symbol)
1	0.3418	PGDS	SLCO2A1
2	0.2807	NEU4	CMAS
3	0.2364	HGD	HPD
4	0.2322	SLC26A2	UROD
5	0.2287	SLC26A3	UROD
6	0.2201	PRDX3	CYP24A1
7	0.2177	SLC26A1	UROD
8	0.2085	PPAP2A	DGAT1
9	0.2011	GLYCTK	GAL3ST1
10	0.1976	SLC26A11	UROD
11	0.1967	SGMS1	DGAT1
12	0.1924	SLC26A8	UROD
13	0.1860	NEU4	SLC17A5
14	0.1849	ACADS	ACAD11
15	0.1826	SLC26A6	UROD
16	0.1817	CHIA	RENBP
17	0.1806	SLC26A9	UROD
18	0.1762	CPT1B	PIGW
19	0.1737	CPT1A	PIGW
20	0.1727	HYAL3	LPGAT1

TABLE III: The top 20 gene pairs in the metabolic network for lung adenocarcinoma tissue case sorted with respect to curvature.

In the next two sections, we provide a list of the top twenty gene-to-gene pairs for two of the above cases (given the scope of discussion) to further highlight the proposed cancer “hallmark.”

B.2 Metabolic Networks: Top 20 Gene Pairs of Breast Cancer (w.r.t. Curvature)

In this section, we present the top twenty gene-to-gene pairs (as sorted by difference in curvature) for the case of breast cancer. This can be seen in Table II. Most importantly, we should note that by ranking such pairs via differences in curvature, we are able to “uncover” specific cancer related genes. For example, the gene LPO (Lactoperoxidase) has been known to contribute to the initiation of breast cancer [50], SOD3 has been considered an important gene in the defense against oxidative stress and prevention of estrogen-mediated breast cancer [52], PPAP2C has been described as anti-cancer drug target [51], GOT2 has been noted to significantly affect cell growth of Pancreatic Ductal Adenocarcinoma [49], and over-expression of LRAT has led to a poor prognosis in colorectal cancer. Interestingly, the reoccurrence of genes ACO1 and ACO2 can also be seen in Table II. One possible explanation can be attributed to the fact that these genes regulate iron storage in a given cellular environment, which has recently been highlighted to be connected to increase risk for cancer (in terms of cell proliferation and growth) [47]. Intuitively, and as argued by [45], metastasizing cancer exhibits a greater degree of robustness than benign tumors, which in turn, could explain the reasoning of why ACO1 and ACO2 are a common occurrence.

B.3 Metabolic Networks: Top 20 Gene Pairs of Lung Adenocarcinoma (w.r.t. Curvature)

In this section, we again present the top twenty gene-to-gene pairs, but for the case of lung adenocarcinoma. This can be seen in Table III. Outside of biomarkers for lung cancer such as PGDS [54], it is interesting to note the reoccurrence of the gene UROD (Uroporphyrinogen Decarboxylase). It has been documented that this gene can be targeted to be “knocked down” for a variety of cancers and is driving force behind several drug therapy methodologies [56], [57]. **We note that the results are preliminary and further work must be done to understand the biological significance.**

Gene Ranking	Δ Curvature (Cancer-Normal)	Gene X (Symbol)	Gene Y (Symbol)
1	0.3504	RNF43	RSPO3
2	0.3444	RNF43	RSPO2
3	0.3012	ERG	ETV1
4	0.3001	GPC3	PTCH1
5	0.2901	GPC3	SDC4
6	0.2796	POT1	SBDS
7	0.2538	FGFR2	KDR
8*	0.2510	ETV1	FEV
9	0.2460	ERG	FOXA1
10	0.2410	EXT1	SDC4

TABLE IV: Top 10 Pairs in Breast Cancer.

Gene Ranking	Δ Curvature (Cancer-Normal)	Gene X (Symbol)	Gene Y (Symbol)
99226*	-0.2203	POT1	RNF43
99227	-0.2214	ELF4	FEV
99228*	-0.2304	MUC1	RNF43
99229	-0.2489	IDH1	SBDS
99230*	-0.2496	ERCC2	RNF43
99231*	-0.2839	PRDM1	RNF43
99232	-0.2851	CCND3	ETV1
99233	-0.3632	RNF43	SFPQ
99234	-0.3636	NONO	RNF43
99235	-0.3651	RNF43	TP53

TABLE VI: Bottom 10 Pairs in Breast Cancer.

Gene Ranking	Δ Curvature (Cancer-Normal)	Gene X (Symbol)	Gene Y (Symbol)
1	0.2370	LMO1	LYL1
2	0.2300	LMO1	TAL1
3	0.2204	MAF	NFATC2
4	0.1837	DDX10	NUP214
5*	0.1827	DDX10	ELN
6	0.1688	ERBB2	PDGFRB
7	0.1681	IDH1	SBDS
8	0.1661	FLT3	ROS1
9	0.1613	NTRK3	ROS1
10	0.1601	IL6ST	MITF

TABLE V: Top 10 Pairs in Kidney Cancer.

Gene Ranking	Δ Curvature (Cancer-Normal)	Gene X (Symbol)	Gene Y (Symbol)
99226*	-0.1730	KDM5A	PAX8
99227*	-0.1731	BCL11A	PAX8
99228*	-0.1766	PAX8	ZNF521
99229*	-0.1821	PAX8	PWWP2A
99230	-0.1857	POT1	SBDS
99231	-0.1878	GPC3	PTCH1
99232	-0.1900	CREB3L2	GPHN
99233	-0.1903	DDX10	MYCL1
99234	-0.1935	ELF4	FEV
99235	-0.1942	CD74	MYC

TABLE VII: Bottom 10 Pairs in Kidney Cancer.

C. Transcriptional Networks

The transcription network data consists of two of the above cancer cases with investigation of 450 cancer-related genes and their interactions. An important note, unlike that of the metabolic data, we focus on the inter-relationship of cancer related genes (e.g., BRCA1, TP53 are present). Also, while not explicitly noted below, cancer is functionally more robust than its normal counterpart via average curvature.

C. 1 Transcriptional Networks: Top and Bottom 10 Pairs

It is of particular interest to examine a network at the local level to illuminate certain attributes of cancer. In this section, we present the top and bottom ten gene-to-gene pairs of the possible interactions (as sorted by difference in curvature) for the transcription network cases of breast cancer and kidney renal clear cell carcinoma. This can be seen in Table IV, Table V, Table VI, and Table VII

From the aforementioned tables, a few insights are noted. Firstly and in the particular case of breast cancer, RNF43 and TP53 are known tumor suppressor genes and ranked in the top and last gene pairs (out of a 100K possible pairs). In fact, from Table IV and Table VII, one can see several genes related to cell proliferation, division, and growth (e.g., GPC3, POT1, RNF43, TP53). With respect to kidney renal clear cell carcinoma, it is interesting to note the reoccurrence of PAX8 and its role in adult kidney and renal tumors. Such large differences relating to increase/decreases in robustness towards such genes require further analysis and provides an exciting avenue into understanding the overall robustness of cancer networks.

Additionally, one more important observation into the above computation is the uncovering of “hidden” pairs (denoted by * in gene ranking). That is, we compute curvature on all possible pair/pathways as opposed to pairs only defined by the underlying biological adjacency matrix. Examining all possible pairs (in a feasible linear program computation) further illuminates possible important inter-relationships in a given network (e.g., interactions with PAX8 above).

V. CONCLUSION AND FUTURE RESEARCH

In this work, we have considered using the geometric notion of curvature in order to study the functional robustness of cancer networks. There are some interesting related ideas that we will be considering in future work that may also have some bearing in network changes in topology.

First, in some very interesting work, Billera *et al.* [6] describe a metric geometry on the space of trees in connection with phylogenetics. It turns out that their space is a moduli space (universal parameter space) and has non-positive curvature. From the results of [35], this allows one to do statistics on this space since between any two points there is a unique geodesic. This has had a number of intriguing applications including to cancer research [46]. It would be very interesting to generalize this to more general network structures, and instead of just looking at the geometric (curvature) property of an individual network to devise quantitative statistical methods based on the metric geometry comparing families of networks.

The work of [46] is largely motivated by the problem of cancer cell heterogeneity. Indeed, cancer progression is believed to follow Darwinian evolutionary pattern: fitter subtypes replace other less fit cells, which leads to disease. In combination with high-throughput genomics one can construct trees to study this process. This is an example of a deep relationship between the concepts of Darwinian evolution and Boltzmann thermodynamics advocated by Demetrius [9]. The idea is that macroscopic entropy increases under microscopic molecular collisions, while macroscopic evolution can be (partially) explained via the concept of the increase of entropy. This reasoning is very much in line with the overall thrust of the present paper in which we are trying to use curvature (positively correlated with robustness) to quantify network robustness. The macroscopic theory is very much in line with Boltzmann thermodynamics. Evolutionary changes and network adaptability are key topics to be considered in future research.

ACKNOWLEDGEMENTS

This project was supported by in part by grants from the National Center for Research Resources (P41-RR-013218) and the National Institute of Biomedical Imaging and Bioengineering (P41-EB-015902) of the National Institutes of Health. This work was also supported by NIH grants R01 MH82918 and 1U24CA18092401A1 as well as AFOSR grants FA9550-09-1-0172 and FA9550-15-1-0045.

REFERENCES

- [1] R. Albert and A. Barabási. “Statistical mechanics of complex networks.” *Reviews of modern physics* **74.1**: 47 (2002).
- [2] U. Alon, *An Introduction to Systems Biology: Design Principles of Biological Circuits*, Chapman and Hall, 2006.
- [3] U. Alon, <http://www.weizmann.ac.il/mcb/UriAlon>.
- [4] A.-L. Barabasi, “The network takeover.” *Nature Physics* **8** (2012), pp. 14-16.
- [5] J.-D. Benamou and Y. Brenier, “A computational fluid mechanics solution to the Monge-Kantorovich mass transfer problem,” *Numerische Mathematik* **84** (2000), pp. 375-393.
- [6] L. Billera, S. Holmes, K. Vogtmann, “Geometry of the space of phylogenetic trees,” *Advances in Applied Mathematics* **27(4)** (2001), pp. 733-767.
- [7] A.-I. Bonciocat and K.-T. Sturm, “Mass transportation and rough curvature bounds for discrete spaces,” *Journal of Functional Analysis* **256** (2009), pp. 2944–2966.
- [8] S.-N. Chow, W. Huang, Y. Li, and H. Zhou, “Fokker-Planck equations for a free energy functional or Markov process on a graph,” *Archive for Rational Mechanics and Analysis* **203** (2012), pp. 969-1008.
- [9] L. Demetrius, “Boltzmann, Darwin and directionality theory,” *Physics Reports* **530** (2013), pp. 1-85.
- [10] L. Demetrius and T. Manke, “Robustness and network evolutionan entropic principle,” *Physica A* **346** (2005), pp. 682-696.
- [11] M. DoCarmo, *Riemannian Geometry*, Birkhauser, Boston, 1992.

- [12] L. Demetrius, V. Gundlach, G. Ochs, "Complexity and demographic stability in population models," *Theoret. Population Biol.* **65** (3) (2004), pp. 211-225.
- [13] L. C. Evans, *Partial differential equations and Monge–Kantorovich mass transfer*, in *Current Developments in Mathematics*, International Press, Boston, MA, 1999, pp. 65–126.
- [14] W. Gangbo and R. McCann, "The geometry of optimal transportation," *Acta Math.* **177** (1996), pp. 113–161.
- [15] M. Gromov, "Hyperbolic groups," *Essays in Group Theory in Math. Sci. Res. Inst. Publ.*, vol. 8, Springer, 1987, pp. 75-263, New York.
- [16] M. Gromov, "Metric structures for Riemannian and non-Riemannian spaces," *Progress in Math.* **152**, Birkhauser, 1999.
- [17] S. Haker, L. Zhu, S. Angenent, and A. Tannenbaum, "Optimal mass transport for registration and warping" *Int. Journal Computer Vision*, vol. 60, pp. 225–240, 2004.
- [18] E. Jonckheere, P. Lohsoonthorn, and F. Ariaei, "Scaled Gromov four-point condition for network graph curvature computation," *Internet Mathematics* **7**(3) (2011), pp. 137–177.
- [19] R. Jordan, D. Kinderlehrer, and F. Otto, "The variational formulation of the Fokker-Planck equation," *SIAM J. Math. Anal.* **29** (1998), pp. 1-17.
- [20] F. Bauer, J. Jost, and S. Liu "Ollivier-Ricci curvature and the spectrum of the normalized graph Laplace operator," <http://arxiv.org/abs/1105.3803>, 2013.
- [21] L. V. Kantorovich, "On a problem of Monge," *Uspekhi Mat. Nauk.* **3** (1948), pp. 225–226.
- [22] W. S. Kennedy, O. Narayany, and I. Saniee, "On the hyperbolicity of large-scale networks," <http://arxiv.org/pdf/1307.0031v1.pdf>, 2013.
- [23] R. Kleinberg, "Geographic routing using hyperbolic space," *Proceedings of the 26th Conference of the IEEE Communications Society (INFOCOM 07)*, pp. 1902-1909, 2007.
- [24] J. Lott and C. Villani, "Ricci curvature for metric-measure spaces via optimal transport," *Ann. of Math.* **169** (2009), pp. 903–991.
- [25] P. Masani, "Recent trends in multivariable prediction theory," in Krishnaiah, P.R., Editor, *Multivariate Analysis*, pp. 351-382, Academic Press, 1966.
- [26] J. Maas, "Gradient flows of the entropy for finite Markov chains," *J. Funct. Anal.*, 261(8):2250-2292, 2011.
- [27] R. McCann, "A convexity principle for interacting gases," *Adv. Math.* **128** (1997), pp. 153-179.
- [28] Y. Ollivier, "Ricci curvature of metric spaces," *C. R. Math. Acad. Sci. Paris* **345** (2007), pp. 643646.
- [29] Y. Ollivier, "Ricci curvature of Markov chains on metric spaces," *Journal of Functional Analysis* **256** (2009), pp. 810-864.
- [30] F. Otto, "The geometry of dissipative evolution equation: the porous medium equation," *Comm. Partial Differential Equations* **26** (2001), pp. 101-174.
- [31] O. Pele and M. Werman, "Fast and robust Earth Mover's distances," *ICCV*, 2009.
- [32] F. Otto and C. Villani, "Generalization of an inequality by Talagrand, and links with the logarithmic Sobolev inequality," *Journal of Functional Analysis* **173**, pp. 361-400 (2000).
- [33] W. Parry, "Intrinsic Markov chains." *Transactions of the American Mathematical Society*, pp. 55-66 (1964).
- [34] S. Rachev and L. Rüschendorf, *Mass Transportation Problems*, Vol. I and II, Probab. Appl., Springer-Verlag, New York, 1998.
- [35] K. Sturm, "Probability measures on metric spaces of nonpositive curvature," *Contemporary Mathematics*, **338** (2003), pp. 1-34.
- [36] M. Rieffel, "Metrics on state spaces," *Doc. Math., J. DMV*, vol. 4, pp. 559–600, 1999.
- [37] H. Tanaka, "An inequality for a functional of probability distributions and its application to Kac's one-dimensional model of a Maxwellian gas," *Z. Wahrscheinlichkeitstheorie und Verw. Gebiete* **27** (1973), pp. 47-52.
- [38] E. Tannenbaum, T. Georgiou, and A. Tannenbaum, "Signals and control aspects of optimal mass transport and the Boltzmann entropy," in *49th IEEE Conference on Decision and Control*, 2010, pp. 1885–1890.
- [39] S. R. S. Varadhan, *Large Deviations and Applications*, SIAM, 1984.
- [40] C. Villani, "Trend to equilibrium for dissipative equations, functional inequalities and mass transportation," in *Contemporary Mathematics: Recent Advances in the Theory and Applications of Mass Transport*, edited by M. de Carvalho, J-F. Rodrigues, American Mathematical Society Publications, 2004.
- [41] C. Villani, *Optimal Transport, Old and New*, Springer-Verlag, New York, 2008.
- [42] C. Villani, *Topics in Optimal Transportation*, American Mathematical Society Publications, 2003.

- [43] M.-K. von Renesse, K.-T. Sturm, "Transport inequalities, gradient estimates, and Ricci curvature," *Comm. Pure Appl. Math.* **68** (2005), pp. 923-940
- [44] C.Wang, E. Jonckheere, and R. Banirazi, "Wireless network capacity versus Ollivier-Ricci curvature under Heat Diffusion (HD) protocol," *Proceedings of ACC*, 2013.
- [45] J. West, G. Bianconi, S. Severini, "Teschendorff Differential network entropy reveals cancer system hallmarks," *Scientific Reports* **2**, 2012.
- [46] S. Zairis, H. Khiabani, A. Blumberg, R. Rabadan, "Moduli spaces of phylogenetic trees describing tumor evolutionary patterns," *Lecture Notes in Computer Science (LNCS)* **8609** (2014), pp. 528-539.
- [47] Suzy V. Torti and Frank M. Tort, "Iron and cancer: more ore to be mined," *Nature Reviews Cancer* **13(5)** (2013): 342-355.
- [48] Ed Reznik and Chris Sander, "Extensive decoupling of metabolic genes in cancer," *bioRxiv* (2014): 008946.
- [49] Jaekyoung Son, et al. , "Glutamine supports pancreatic cancer growth through a Kras-regulated metabolic pathway," *Nature* 496.7443 (2013): 101-105.
- [50] Elena Maria Ghibaudi, et al. "Can estrogenic radicals, generated by lactoperoxidase, be involved in the molecular mechanism of breast carcinogenesis?," *Redox Report* 5.4 (2000): 229-235.
- [51] James M. Flanagan, et al. "Genomics screen in transformed stem cells reveals RNASEH2A, PPAP2C, and ADARB1 as putative anticancer drug targets," *Molecular cancer therapeutics* 8.1 (2009): 249-260.
- [52] Bhupendra Singh and Hari K. Bhat, "Superoxide dismutase 3 is induced by antioxidants, inhibits oxidative DNA damage and is associated with inhibition of estrogen-induced breast cancer," *Carcinogenesis* (2012).
- [53] Ying Liu, et al. "Elevation of sulfatides in ovarian cancer: an integrated transcriptomic and lipidomic analysis including tissue-imaging mass spectrometry," *Molecular Cancer* 9.1 (2010): 186.
- [54] Fred R. Hirsch, and Scott M. Lippman, "Advances in the Biology of Lung Cancer Chemo prevention," *Journal of Clinical Oncology* 23 (2005): 3186-3197.
- [55] Hideaki Yamanami, et al. "Down regulation of sialidase NEU4 may contribute to invasive properties of human colon cancers," *Cancer Science* 98.3 (2007): 299-307.
- [56] Emma Ito, et al, "Uroporphyrinogen decarboxylase is a radiosensitizing target for head and neck cancer," *Science translational medicine* 3.67 (2011): 67ra7-67ra7.
- [57] Yung-An Tsou, et al. "A possible strategy against head and neck cancer: in silico investigation of three-in-one inhibitors," *Journal of Biomolecular Structure and Dynamics* **31(12)** (2013), pp. 1358-1369.