

User Association in Massive MIMO HetNets

Yi Xu *Student Member, IEEE* and Shiwen Mao, *Senior Member, IEEE*

Abstract

Massive MIMO and small cell are both recognized as the key technologies for the future 5G wireless systems. In this paper, we investigate the problem of user association in a heterogeneous network (HetNet) with massive MIMO and small cells, where the macro base station (BS) is equipped with a massive MIMO and the picocell BS's are equipped with regular MIMOs. We first develop centralized user association algorithms with proven optimality, considering various objectives such as rate maximization, proportional fairness, and joint user association and resource allocation. We then model the massive MIMO HetNet as a repeated game, which leads to distributed user association algorithms with proven convergence to the Nash Equilibrium (NE). We demonstrate the efficacy of these optimal schemes by comparison with several greedy algorithms through simulations.

Index Terms

Massive MIMO; small cells; heterogeneous networks (HetNet); user association; unimodularity; game theory.

I. INTRODUCTION

Over the past two decades, Multiple Input Multiple Output (MIMO) has evolved from a pure theory to a practical technology, and has greatly enhanced the wireless system capacity by offering many degrees of freedom (DoF) for wireless transmissions. However, due to the so-called “smartphone” revolution, mobile users are demanding increasingly higher data rates for rich multimedia applications. Existing and future wireless networks are facing the grand challenge of a 1000-time increase in mobile data in the near future [1]. There have been tremendous efforts made aiming to cater for this demand. For example, based on MIMO and OFDM, LTE-Advanced targets at a peak rate of 1 Gbps, but the average rate is still less than 100 Mbps. In the foreseeable future, such rates can hardly be satisfactory for data-hungry wireless users.

To boost wireless capacity, two technologies have gained most attention from both industry and academia. The first one is massive MIMO (a.k.a., large-scale MIMO, full-dimension MIMO, or hyper MIMO) [2], [3]. The idea is to equip a base station (BS) with hundreds, thousands, or even tens of thousands of antennas, hereby providing an unprecedented level of DoF for mobile users. The massive MIMO concept has been successfully demonstrated in recent works [4], [5]. The second technology is small cell. A great benefit of deploying small cells is that the distance of the user-BS link can be effectively reduced, leading to reduced transmit power, higher data rate, enhanced coverage, and better spatial reuse of spectrum. Both massive MIMO and small cells are recognized as key technologies of the future 5G wireless systems [6].

In this paper, we consider a heterogeneous network (HetNet) with massive MIMO and small cells, where the macrocell BS (MBS) is equipped with a massive MIMO and the picocell BS's (PBS) are equipped with regular MIMOs. To fully harvest the benefits promised by these two technologies in an integrated HetNet system, it is critical to investigate the user association problem, i.e., how to assign active users to the BS's such that the system-wide capacity can be maximized and users' experience can be enhanced.

There are already several recent works pushing forward in this direction. In [7]–[10], the authors consider the problem of user association in massive MIMO systems operated in the frequency-division duplexing (FDD) mode.

Y. Xu and S. Mao are with the Department of Electrical and Computer Engineering, Auburn University, Auburn, AL 36849-5201. Email: YZX0010@tigermail.auburn.edu, smao@ieee.org.

Shiwen Mao is the corresponding author: smao@ieee.org, Tel: (334)844-1845, Fax: (334)844-1809.

These papers are focused on a macrocell without small cells. In [11], user association in time-division duplexing (TDD) massive MIMO system is addressed, where fractional user association is allowed. Bayat et al. in [12] model the problem of user association in a femtocell HetNet as a dynamic matching game and derive the optimal user association. However, massive MIMO is not considered in the system model. In [13], the authors investigate the problem of user association with conventional MIMO BS's and propose a simple bias based selection criterion to approximate more complex selection rules. Björnson, et al. in [14] consider the problem of improving the energy efficiency without sacrificing the quality of service (QoS) of users in a massive MIMO and small cell HetNet.

Motivated by these interesting works, we consider the user association problem in a TDD massive MIMO HetNet in this paper, taking into consideration of the practical constraints, such as the limited load capacity at each BS, while without allowing fractional user association. The main goal is to maximize the system capacity while enhancing user experience.

More specifically, this paper contains two parts: (i) centralized user association and (ii) distributed user association. For centralized user association, we investigate the problems of rate maximization, rate maximization with proportional fairness, and joint resource allocation and user association. We prove the unimodularity of our formulated problem and develop optimal user association algorithms to the problems of rate maximization and rate maximization with proportional fairness. We then propose a series of primal decomposition and dual decomposition algorithms to solve the problem of joint resource allocation and user association and prove the optimality of the proposed scheme. For distributed user association, we model the behavior and interaction between the service provider, who owns the BS's, and users as repeated games. We consider two types of operations: (i) the service provider sets the price and the users decide which BS to connect to, and (ii) the users bid for the opportunity of connection. We prove that in both cases the the proposed algorithms converge to the respective Nash Equilibrium (NE).

In the reminder of this paper, Section II introduces the system model and preliminaries. Optimal centralized and distributed user association schemes are presented in Sections III and IV, respectively. Section V presents the simulation study and Section VI concludes this paper. Throughout this paper, we use a boldface upper (lower) case symbol to denote a matrix (vector), and a normal symbol to denote a scalar. $(\cdot)^H$ denotes the Hermitian of a matrix.

II. SYSTEM MODEL AND PRELIMINARIES

The system considered in this paper includes K users and J BS's, including an MBS with a massive MIMO and $(J - 1)$ PBS's, each equipped with a conventional MIMO. The channel model is $h_{j,k,n} = g_{j,k,n}l_{j,k}$, where $h_{j,k,n}$ is the channel of antenna n at BS j to user k , $g_{j,k,n}$ represents the small scale fading coefficient between antenna n of BS j and user k , and $l_{j,k}$ stands for the large scale fading coefficient between BS j and user k [16]. Concatenating all the channel coefficients from all the antennas of BS j , we obtain the channel vector $\mathbf{h}_{j,k}$, as well as the channel coefficient matrix for signals transmitted from BS j as $\mathbf{H}_j = [\mathbf{h}_{j,1}, \mathbf{h}_{j,2}, \dots, \mathbf{h}_{j,k}]$.

Let \mathbf{y}_j denote the signals received by the users connecting to BS j , \mathbf{W}_j the precoding matrix of BS j , and \mathbf{d}_j the data sent from BS j . We have

$$\mathbf{y}_j = \mathbf{H}_j \mathbf{W}_j \mathbf{d}_j + \mathbf{n}_j, \quad (1)$$

where \mathbf{n}_j is the zero mean circulant symmetric complex Gaussian noise vector.

Each active user has the options to connect to either the MBS or a PBS. For a user k , define user association index variable x_{k_j} as

$$x_{k_j} = \begin{cases} 1, & \text{if user } k \text{ is connected to BS } j. \\ 0, & \text{otherwise.} \end{cases} \quad (2)$$

Let its achievable rate if connected to BS j be R_{k_j} , $\eta_{k_j} = x_{k_j} R_{k_j}$, and its actual data rate be η_k . We have

$$\eta_k = \sum_j \eta_{k_j} = \sum_j x_{k_j} R_{k_j}. \quad (3)$$

For users connecting to a massive MIMO BS j (i.e., the MBS), their achievable rate can be approximated with the following deterministic rate [11].

$$R_{k_j} = \log \left(1 + \frac{M_j - L_j + 1}{L_j} \frac{P_j l_{j,k}}{1 + \sum_{j' \neq j} P_{j'} l_{j',k}} \right), \quad (4)$$

where M_j is the number of antennas at the BS, L_j is the prefixed load parameter of the BS indicating how many users it could serve, and P_j is transmit power from the MBS. Note that there is no small scale fading factor in (4). This approximation has been proven to be accurate [11].

For a PBS with a conventional MIMO, we assume that the inter-cell interference is negligible among the picocells, due to the small transmission powers and effective inter-cell interference coordination (ICIC) [15]. The achievable rate of user k connecting to PBS j can be represented as follows.

$$\tilde{R}_{k_j} = \log \left(1 + \frac{P_j \left| \mathbf{h}_{j,k}^H \mathbf{w}_{j,k} \right|^2}{1 + \sum_{k' \neq k} P_j \left| \mathbf{h}_{j,k}^H \mathbf{w}_{j,k'} \right|^2} \right), \quad (5)$$

where $\mathbf{w}_{j,k}$ is the k -th column of BS j 's precoding matrix \mathbf{W}_j . There are many precoding designs for conventional MIMO BS's, such as matched filter (MF) precoding, zero forcing (ZF) precoding, and regularized zero forcing (RZF) precoding [16]. Without loss of generality, we adopt MF precoding in this paper with $\mathbf{W}_j = \frac{1}{\sqrt{\varphi}} \mathbf{H}_j^H$, where φ is a power normalization factor. The signal received by all the users connecting to PBS j can be rewritten as follows.

$$\mathbf{y}_j = \begin{pmatrix} h_{j,1}^H h_{j,1} d_1 + h_{j,1}^H h_{j,2} d_2 + \cdots + h_{j,1}^H h_{j,k} d_k \\ h_{j,2}^H h_{j,1} d_1 + h_{j,2}^H h_{j,2} d_2 + \cdots + h_{j,2}^H h_{j,k} d_k \\ \cdots \\ h_{j,k}^H h_{j,1} d_1 + h_{j,k}^H h_{j,2} d_2 + \cdots + h_{j,k}^H h_{j,k} d_k \end{pmatrix}. \quad (6)$$

Thus, the achievable rate for user k regarding to PBS j can be obtained as follows.

$$\eta_{k_j} = \log \left(1 + \frac{P_j \left| x_{k_j} h_{j,k}^H h_{j,k} \right|^2}{1 + \sum_{k' \neq k} P_j \left| x_{k'_j} h_{j,k}^H h_{j,k'} \right|^2} \right). \quad (7)$$

III. CENTRALIZED USER ASSOCIATION

In this section, we consider the problem of centralized user association. We assume that the BS's have all the channel state information (CSI) via uplink training. We adopt the following utility function for each user k with achievable rate η_k .

$$\mathcal{U}(\eta_k) = \begin{cases} \eta_k^{1-\alpha} / (1-\alpha), & \text{if } \alpha > 0, \alpha \neq 1 \\ \eta_k, & \text{if } \alpha = 0 \\ \log(\eta_k), & \text{if } \alpha = 1. \end{cases} \quad (8)$$

When $\alpha = 0$, maximizing $\mathcal{U}(\cdot)$ yields the maximization of the sum rate (but no fairness); when $\alpha \rightarrow \infty$, it leads to the maximization of the worst-case rate (i.e., max-min fairness); when $\alpha = 1$, it yields the maximization of the geometric mean rate (i.e., proportional fairness).

Our goal is to maximize the system utility by configuring the user-BS association. Typically, we consider the cases when $\alpha = 0$ and $\alpha = 1$. In the case of $\alpha = 1$, we define $\mathcal{U}(0) = 0$.

A. Maximizing Sum-rate

We firstly investigate the problem of maximizing the system sum rate, i.e., $\alpha = 0$ in (8) and $\mathcal{U}(\eta_k) = \eta_k$. The problem can be formulated as follows.

$$\begin{aligned}
 \mathbf{P1-1:} \quad & \max_{\{x_{k_j}\}} \sum_{k=1}^K \eta_k & (9) \\
 \text{s.t.} \quad & \sum_k x_{k_j} \leq L_j \leq M_j, \quad j = 1, 2, \dots, J \\
 & \sum_j x_{k_j} \leq 1, \quad k = 1, 2, \dots, K \\
 & \text{Constraints (2), (3), (4), (7).}
 \end{aligned}$$

Note that the second constraint requires the number of users connecting to a BS to be no more than its prefixed load, which should in turn be no more than the number of antennas it has, since theoretically BS j can provide at most M_j degrees of freedom (DoF). Assuming the L_j 's are already chosen to satisfy $L_j \leq M_j$, we drop this constraint in the remainder of this paper. The third constraint simply claims that each user can connect to at most one BS at a time.

A key observation is that (7) can be rewritten as

$$\eta_{k_j} = x_{k_j} \log \left(1 + \frac{P_j |h_{j,k}^H h_{j,k}|^2}{1 + \sum_{k' \neq k} P_j |x_{k'} h_{j,k}^H h_{j,k'}|^2} \right). \quad (10)$$

Thus the \tilde{R}_{k_j} in (5) can be redefined as

$$\tilde{R}_{k_j} = \log \left(1 + \frac{P_j |h_{j,k}^H h_{j,k}|^2}{1 + \sum_{k' \neq k} P_j |x_{k'} h_{j,k}^H h_{j,k'}|^2} \right). \quad (11)$$

In (11), it can be seen that \tilde{R}_{k_j} depends on other users' choices $x_{k'}$, for all $k \neq k'$, as well. To make the problem tractable, we adopt the worst-case approximation by assuming the users within the coverage of BS j (denoted as \mathcal{G}_j) all connect to BS j with perfect channels. This way, (11) can be approximated as

$$\tilde{R}_{k_j} = \log \left(1 + \frac{P_j |h_{j,k}^H h_{j,k}|^2}{1 + (|\mathcal{G}_j| - 1)P_j} \right), \quad (12)$$

where $|\cdot|$ for a set stands for the cardinality of the set.

Define auxiliary variables c_{k_j} as follows.

$$c_{k_j} = \begin{cases} R_{k_j} \text{ in (4),} & \text{if BS } j \text{ is the MBS;} \\ \tilde{R}_{k_j} \text{ in (12),} & \text{if BS } j \text{ is a PBS.} \end{cases} \quad (13)$$

The sum rate maximization problem can be reformulated as

$$\begin{aligned}
\mathbf{P1-2:} \quad & \max_{\{x_{k_j}\}} \sum_{k=1}^K \sum_{j=1}^J x_{k_j} c_{k_j} \\
\text{s.t.} \quad & \sum_k x_{k_j} \leq L_j, \quad j = 1, 2, \dots, J \\
& \sum_j x_{k_j} \leq 1, \quad k = 1, 2, \dots, K
\end{aligned} \tag{14}$$

Constraints (2), (13).

Since the variables x_{k_j} 's are binary, problem **P1-2** falls into the category of *Multiple Knapsack Problems*, which is one of Karp's 21 NP-complete problems [17]. Although a greedy algorithm could be developed to compute sub-optimal solutions, we show that problem **P1-2** can actually be optimally solved by taking advantage of its special structure.

Let \mathbf{X} be a matrix with entries x_{k_j} , $k = 1, 2, \dots, K$, $j = 1, 2, \dots, J$. We could convert \mathbf{X} to a vector \mathbf{x} by concatenating the rows of \mathbf{X} and taking a transpose as $\mathbf{x} = [x_{1_1} \ x_{2_1} \ \dots \ x_{K_1} \ \dots \ x_{1_J} \ \dots \ x_{K_J}]^T$, and simplify the notation as $\mathbf{x} = [x_1 \ x_2 \ \dots \ x_{K_J}]^T$. We then apply the same conversion to the matrix comprising c_{k_j} and obtain vector \mathbf{c} . Problem **P1-2** can be rewritten as

$$\begin{aligned}
\mathbf{P1-3:} \quad & \max_{\mathbf{x}} \mathbf{c}^T \mathbf{x} \\
\text{s.t.} \quad & \sum_{k=1}^K x_{(j-1)K+k} \leq L_j, \quad j = 1, 2, \dots, J \\
& \sum_{j=1}^J x_{k+(j-1)K} \leq 1, \quad k = 1, 2, \dots, K
\end{aligned} \tag{15}$$

Constraints (2), (13).

Ignoring constraints (2) and (13), define \mathbf{A} as the constraint matrix of problem **P1-3**, with entries being the coefficients of the first and second constraints. We next introduce an important definition and derive a key lemma.

Definition 1. A matrix \mathbf{A} is called totally unimodular if the determinant of every square submatrix of \mathbf{A} is either 0, +1 or -1 [18].

Lemma 1. The constraint matrix \mathbf{A} of problem **P1-3** is totally unimodular.

Proof: Inspecting the constraints in problem **P1-3**, we find that \mathbf{A} is of the following form.

$$\mathbf{A} = \begin{pmatrix} 1 & 1 & \dots & 1 & 0 & 0 & \dots & 0 & 0 & 0 & \dots & 0 \\ 0 & 0 & \dots & 0 & 1 & 1 & \dots & 1 & 0 & 0 & \dots & 0 \\ \vdots & & & \vdots & & \vdots & & \vdots & & & & \\ 0 & 0 & \dots & 0 & 0 & 0 & \dots & 0 & 1 & 1 & \dots & 1 \\ 1 & 0 & \dots & 0 & 1 & 0 & \dots & 0 & 1 & 0 & \dots & 0 \\ 0 & 1 & \dots & 0 & 0 & 1 & \dots & 0 & 0 & 1 & \dots & 0 \\ \ddots & & & \ddots & & \ddots & & \ddots & & & & \\ 0 & 0 & \dots & 1 & 0 & 0 & \dots & 1 & 0 & 0 & \dots & 1 \end{pmatrix}. \tag{16}$$

We can divide \mathbf{A} into blocks as follows.

$$\mathbf{A} = \begin{pmatrix} \mathbf{A}_1 & \mathbf{A}_2 & \cdots & \mathbf{A}_J \\ \mathbf{B}_1 & \mathbf{B}_2 & \cdots & \mathbf{B}_J \end{pmatrix}, \quad (17)$$

where each \mathbf{A}_j , $j \in [1, J]$, is a submatrix of \mathbf{A} of size $J \times K$; and each \mathbf{B}_j , $j \in [1, J]$, is an identity matrix of size $K \times K$.

Let \mathbf{S}_n denote an arbitrary square submatrix of matrix \mathbf{A} of size n . For any submatrix of \mathbf{A} of size $n = 1$, it is trivial to see that the determinant of this submatrix is either 0 or +1. So we only need to consider the case where the size of the square submatrix is greater than or equal to 2.

Case 1: \mathbf{S}_n is taken entirely from one of the submatrices \mathbf{A}_j or \mathbf{B}_j , $j \in [1, J]$. We can see from the structure that at least one row of \mathbf{A}_j is all zero. So if the square submatrix is entirely taken from \mathbf{A}_j , the determinant of the submatrix is zero. Since matrix \mathbf{B}_j , for all j , is simply an identity matrix, it is straightforward that the determinant of any square submatrix of \mathbf{B}_j is either 0 or +1.

Case 2: \mathbf{S}_n is not entirely taken from any one of the submatrices \mathbf{A}_j or \mathbf{B}_j , $j \in [1, J]$. In this case, the square submatrix must be taken from $2n$ ($n = 1, \dots, J$) submatrices of the submatrix set $(\mathbf{A}_j \cup \mathbf{B}_j, j \in 1, \dots, J)$. We next proceed with our proof by applying induction method.

For the base case $n = 1$, the square submatrix to be examined is of size 2. Since the entries can only be 0 or +1, the determinant can only be 0, +1 or -1.

Now assuming that any square submatrix of size $(n - 1)$ has determinant 0, +1 or -1, we need to check if the same conclusion holds for any square submatrix of size n .

We first notice that each column of \mathbf{A} has exactly two +1s. Moreover, exactly one of them is in \mathbf{A}_j , and the other in \mathbf{B}_j . Let $q^* = \arg \min_q \sum_i \mathbf{S}_{n_i, q}$, where $\mathbf{S}_{n_i, q}$ is the (i, q) -th entry of \mathbf{S}_n . That is, column q^* has the minimum number of 1s among all the columns of \mathbf{S}_n .

Let $\zeta_{q^*} = \min_q \sum_i \mathbf{S}_{n_i, q}$. ζ_{q^*} can only be 0, 1, or 2.

If $\zeta_{q^*} = 0$, then all the entries of the q^* -th column of \mathbf{S}_n are 0, which results in $\det(\mathbf{S}_n) = 0$, where \det is short for determinant.

If $\zeta_{q^*} = 1$, then we could calculate $\det(\mathbf{S}_n)$ by expanding the q^* -th column and obtain $\det(\mathbf{S}_n) = \det(\mathbf{S}_{(n-1)})$. Since $\det(\mathbf{S}_{(n-1)})$ is 0, 1 or -1 by our induction hypothesis, we conclude $\det(\mathbf{S}_n)$ is 0, 1 or -1.

If $\zeta_{q^*} = 2$, we could firstly negate all the entries taken from \mathbf{B}_j , and then add all the rows in \mathbf{B}_j to any non-zero row in \mathbf{A}_j . After this procedure, if that non-zero row in \mathbf{A}_j is still non-zero, add that row to any other non-zero row in \mathbf{A}_j . Repeat this process until we get a zero row in \mathbf{A}_j . The reason why this process always give us a all-zero row is that we have equal number of +1s in \mathbf{A}_j and \mathbf{B}_j . Since any basic row operation does not change the determinant and we finally get a all-zero row, we have $\det(\mathbf{S}_n) = 0$. That completes our induction. ■

Fact 1. For a linear programming problem, if its constraint matrix satisfies totally unimodularity, then its has all integral vertex solutions [18].

Fact 2. For a linear programming problem, if it has feasible optimal solutions, then at least one of them occurs at a vertex of the polyhedron define by its constraints [19].

Given the facts and Lemma 1, we have the following theorem. The proof is straightforward and omitted.

Theorem 1. The optimal solution of problem **P1** can be obtained by solving a relaxed problem where the variables x_{k_j} are allowed to take real values between $[0, 1]$.

Given the above theorem, we could obtain the optimal solution of **P1** by solving the relaxed problem, termed **NP1**, using common LP solvers [18].

B. Proportional Fairness

In this section, we take proportional fairness among user achievable rates into consideration. The problem can be formulated as follows.

$$\mathbf{P2-1:} \quad \max_{\{x_{k_j}\}} \sum_{k=1}^K \log \left(\sum_{j=1}^J x_{k_j} c_{k_j} \right) \quad (18)$$

s.t. same constraints as problem **P1-2**.

Problem **P2-1** is a nonlinear integer programming problem, which is generally NP-hard. To get a better understanding of the problem, we examine its equivalent problem as follows.

$$\mathbf{P2-2:} \quad \max_{x_{k_j}} \prod_{k=1}^K \left(\sum_{j=1}^J x_{k_j} c_{k_j} \right) \quad (19)$$

s.t. same constraints as problem **P1-2**.

Problem **P2-2** is a geometric programming problem, with binary variables. The objective function is a posynomial function with J^K terms. Conventionally, to solve geometric programming problems we need to introduce new variables such as $y = \log(x)$ so that geometric programming can be solved via convex programming. However, here x_{k_j} 's are binary. Since $\log(0) = -\infty$, we could not apply these techniques. Another heuristic scheme is to firstly sort these J^K coefficients, and then find L_j maximal coefficients for each BS. However, even sorting these J^K coefficients could be computationally prohibitive even for a small system, which requires $\mathcal{O}(J^K \log(J^K))$ operations.

A key observation about the logarithm function is that $\log(\sum_i \tau_i) \leq \sum_i \log(\tau_i)$, for all $\tau_i \geq 2$. Therefore, in practice,¹ the optimal value of problem **P2-1** is upper bounded by that of the following problem.

$$\mathbf{NP2:} \quad \max_{x_{k_j}} \sum_{k=1}^K \sum_{j=1}^J x_{k_j} \log(c_{k_j}) \quad (20)$$

s.t. same constraints as problem **P1-2**.

We have the following results for the transformed problems.

Lemma 2. *Problems **P2-1** and **NP2** are equivalent.*

Proof: Recall that if $\eta_k = 0$, we define $\mathcal{U}(\eta_k) = 0$. The second constraint $\sum_{j=1}^J x_{k_j} \leq 1$ imposes that each user could only connect to one BS. Consequently, $\sum_j x_{k_j} \log(c_{k_j}) = \log(\sum_j x_{k_j} c_{k_j})$. Furthermore, we have $\sum_k \sum_j x_{k_j} \log(c_{k_j}) = \sum_k \log(\sum_j x_{k_j} c_{k_j})$. ■

Comparing problems **NP2** to **P1-2**, we find they are actually equivalent. Thus we can obtain the optimal value of **P2-1** by applying the same technique used to solve problem **P1-2**. We then have the following lemma.

Lemma 3. *Sum rate maximization in Section III-A also achieves proportional fairness.*

Lemma 4. *The optimal value of problem **P2-1** is upper bounded by $UB_1 = \sum_{k=1}^K \max_j \log_2(c_{k_j})$.*

Proof: Denote $m = \max \{\ln(c_{k_1}), \ln(c_{k_2}), \dots, \ln(c_{k_J})\}$, we have

$$\begin{aligned} \log_2 \left(\sum_{j=1}^J x_{k_j} c_{k_j} \right) &\leq \log_2 \left(\sum_{j=1}^J \frac{e^m}{e^m} e^{\ln(c_{k_j})} \right) \\ &= \log_2(e^m) + \log_2 \left(\sum_{j=1}^J e^{\ln(c_{k_j}) - m} \right) \\ &\leq m \log_2(e) + \log_2(J) \end{aligned} \quad (21)$$

The first inequality is because $x_{k_j} \leq 1$. The second inequality is due to the fact that m is the largest one among all the $x_{k_j} c_{k_j}$ and $e^{\ln(x_{k_j} c_{k_j}) - m} \leq 1$.

On the other hand, it follows the constraint $\sum_{j=1}^J x_{k_j} \leq 1$ that $\log_2 \left(\sum_{j=1}^J x_{k_j} c_{k_j} \right) \leq \log_2(e^m)$, which is a better bound than (21). We thus have $UB_1 = \sum_{k=1}^K \max_j \log_2(c_{k_j})$. ■

¹Recall that c_{k_j} is the achievable rate of user k connecting to BS j . $c_{k_j} \geq 2$ is generally satisfied in current wireless systems with a sufficiently large bandwidth and high transmission power.

Algorithm 1: Greedy Algorithm 1 for User Association

```
1 Initialize  $\mathcal{K} = \{1, 2, \dots, K\}$ ,  $L_j, \forall j \in \mathcal{J}$  and  $x_{k_j}$  to be an all-zero matrix ;
2 for  $k = 1$  to  $K$  do
3   for  $j = 1$  to  $J$  do
4      $c_{k_j}$  as in (13) ;
5   end
6 end
7 while  $\exists j, L_j \neq 0$  do
8   Find  $(k^*, j^*) = \arg \max_{k,j} \{c_{k,j}\}$  ;
9   if  $L_{j^*} \neq 0$  then
10     $x_{k_{j^*}} = 1$  ;
11     $L_{j^*} = L_{j^*} - 1$  ;
12     $\mathcal{K} = \mathcal{K} \setminus k^*$  ;
13  end
14 end
```

Algorithm 2: Greedy Algorithm 2 for User Association

```
1 Initialize  $\mathcal{K} = \{1, 2, \dots, K\}$ ,  $L_j, \forall j \in \mathcal{J}$  and  $x_{k_j}$  to be an all-zero matrix ;
2 for  $k = 1$  to  $K$  do
3   for  $j = 1$  to  $J$  do
4      $c_{k_j}$  as in (13) ;
5   end
6 end
7 for  $j = 1$  to  $J$  do
8   while  $L_j \neq 0$  do
9     Find  $(k^*, j) = \arg \max_k \{c_{k,j}\}$  ;
10     $x_{k_j} = 1$  ;
11     $L_j = L_j - 1$  ;
12     $\mathcal{K} = \mathcal{K} \setminus k^*$  ;
13  end
14 end
```

For comparison purpose, we propose two sub-optimal greedy algorithms, i.e., Algorithms 1 and 2, as benchmarks. They can be directly used for comparison with problem **P1-1**. To compare with problem **P2-1**, in Algorithm 1, we need to change Steps 7 and 8 as “**while** $\exists j, L_j \neq 0$ & $\max_{k,j} \log(c_{k,j}) > 0$ **do**” and “Find $(k^*, j^*) = \arg \max_{k,j} \{\log(c_{k,j})\}$,” respectively. In Algorithm 2, we need to change Step 8 and 9 as “**while** $L_j \neq 0$ & $\max_k \log(c_{k,j}) > 0$ ” and “Find $(k^*, j) = \arg \max_k \log(c_{k,j})$,” respectively.

C. Joint Resource Allocation and User Association

In this section, we take resource allocation into account. Consider a massive MIMO OFDMA HetNet. In OFDMA systems, such as LTE, the time-frequency resource is divided into resource blocks (RB). A typical RB consists of 12 subcarriers (180kHz) in the frequency domain and 7 OFDMA symbols in the time domain (0.5 ms). So the system may have up to several hundreds of RBs. We normalize it to be a unit number. A user k connecting to a BS j gets a portion β_{k_j} of the overall resource. The goal is to maximize the system utility considering both resource allocation and user association.

Considering the logarithm rate utility and defining $\Phi_j = \{k \mid x_{k_j} = 1\}$, the problem is formulated as follows.

$$\begin{aligned} \mathbf{P3-1}: \quad & \max_{\{x_{k_j}, \beta_{k_j}\}} \sum_{k=1}^K \log \left(\sum_{j=1}^J x_{k_j} c_{k_j} \beta_{k_j} \right) \\ \text{s.t.} \quad & \sum_{k \in \Phi_j} \beta_{k_j} \leq 1, \quad j = 1, 2, \dots, J \end{aligned} \quad (22)$$

same constraints as problem **P1-2**.

To solve problem **P3-1**, we need to: (i) select users for each BS to serve and (ii) allocate resources to the associated users at each BS. We next propose a series of primal decomposition and dual decomposition to solve the problem optimally.

It is worth noting that the problem can also be formulated in a different way, by substituting constraint $\sum_{j=1}^J x_{k_j} \leq 1, k = 1, 2, \dots, K$ with a new constraint $\sum_{j=1}^J x_{k_j} = 1, k = 1, 2, \dots, K$. We call this problem **P3-2**. Comparing these two formulations, we have the following observations.

- 1) Problem **P3-1** does not require that every user must be connected, while problem **P3-2** requires each user be connected, even under unfavorable conditions.
- 2) Problem **P3-2** has a more stringent requirement than problem **P3-1**. Therefore the optimal value of problem **P3-2** is upper bounded by that of problem **P3-1**.
- 3) Since problem **P3-1** offers more choices of user association, problem **P3-1** is slower in convergence than problem **P3-2**.

We focus on the harder problem **P3-1**. Given the algorithm to solve problem **P3-1**, problem **P3-2** can be readily solved. Due to integer variables x_{k_j} and real variables β_{k_j} , problem **P3-1** is a mixed integer nonlinear programming problem (MINLP), which is generally NP-hard. However, next we propose an algorithm to obtain its optimal solution.

Since x_{k_j} 's take binary values and $\sum_{j=1}^J x_{k_j} \leq 1$, we have $\sum_{k=1}^K \log \left(\sum_{j=1}^J x_{k_j} c_{k_j} \beta_{k_j} \right) = \sum_{k=1}^K \sum_{j=1}^J x_{k_j} \log(c_{k_j} \beta_{k_j})$. Recall that if $\sum_{j=1}^J x_{k_j} = 0$, the logarithmic utility is 0. Thus problem **P3-1** can be reformulated as

$$\mathbf{P3-3}: \quad \max_{\{x_{k_j}, \beta_{k_j}\}} \sum_{k=1}^K \sum_{j=1}^J x_{k_j} \log(c_{k_j} \beta_{k_j}) \quad (23)$$

s.t. same constraints as problem **P3-1**.

The choices of β_{k_j} rely on the values of x_{k_j} . Given these coupled variables, we first apply the Primal Decomposition method [20] to decompose problem **P3-3** to the following two levels of problems. Fixing variables x_{k_j} 's, we have the *lower level problem* as

$$\begin{aligned} \max_{\{\beta_{k_j}\}} \quad & \sum_{k=1}^K \sum_{j=1}^J x_{k_j} \log(c_{k_j} \beta_{k_j}) \\ \text{s.t.} \quad & \sum_{k \in \Phi_j} \beta_{k_j} \leq 1, \quad j = 1, 2, \dots, J. \end{aligned} \quad (24)$$

When the β_{k_j} 's are fixed, the *higher level problem* (or, the *master problem*) is given by

$$\max_{\{x_{k_j}\}} \sum_{k=1}^K \sum_{j=1}^J x_{k_j} \log(c_{k_j} \beta_{k_j}) \quad (25)$$

s.t. same constraints as problem **P1-2**.

Since there are no couplings among the subproblems, the lower level problem (24) can be further decomposed into L subproblems as follows.

$$\begin{aligned} \max_{\{\beta_{k_j}\}} \quad & \sum_{k=1}^K x_{k_j} \log(c_{k_j} \beta_{k_j}) \\ \text{s.t.} \quad & \sum_{k \in \Phi_j} \beta_{k_j} \leq 1, j = 1, 2, \dots, J. \end{aligned} \quad (26)$$

Defining Lagrange multiplier λ , the Lagrangian of problem (26) is defined as

$$\mathcal{L} = \sum_{k=1}^K x_{k_j} \log(c_{k_j} \beta_{k_j}) + \lambda \left(1 - \sum_{k=1}^K \beta_{k_j} \right). \quad (27)$$

Applying KKT conditions [21], the optimal solution can be obtained as follows.

$$\beta_{k_j} = \frac{x_{k_j}}{\sum_{k=1}^K x_{k_j}}. \quad (28)$$

Substituting (28) into the master problem, the objective function becomes

$$\sum_{k=1}^K \sum_{j=1}^J x_{k_j} \log \left(\frac{c_{k_j}}{\sum_{k=1}^K x_{k_j}} \right). \quad (29)$$

Note that we have dropped one x_{k_j} term in (29), since due to the definition (2), we have $(x_{k_j})^2 = x_{k_j}$. Since $\sum_{k=1}^K x_{k_j}$ is in the denominator, problem (29) has coupled objectives. The main idea of addressing the coupled objective is to introduce auxiliary variables and additional equality constraints so that the coupling in the objective function is transferred to coupling in the constraint [20]. We thus introduce a new variable, which is defined as:

$$\Xi_j = \sum_{k=1}^K x_{k_j}. \quad (30)$$

To solve the above problem, we relax x_{k_j} to a real number in $[0, 1]$. However, we will show later that even if we have relaxed the variables, we could still find the optimal solution to the original problem. The relaxed problem to be solved is

$$\max_{\{x_{k_j}\}} \sum_{k=1}^K \sum_{j=1}^J x_{k_j} \log \left(\frac{c_{k_j}}{\Xi_j} \right) \quad (31)$$

s.t. $\Xi_j \leq L_j, j = 1, 2, \dots, J$

$$\sum_{j=1}^J x_{k_j} \leq 1, k = 1, 2, \dots, K$$

$0 \leq x_{k_j} \leq 1$, for all k, j

Constraints (13), (30).

Problem (31) is a convex optimization problem. Defining Lagrange multipliers for the equality constraints (30), problem (31) can be solved with the dual decomposition method. Alternatively, we propose Algorithm 3 to obtain

the optimal solution of problem (31) [9], [10], [22]. In Algorithm 3, $\delta^{(t)}$ is the step size at the t -th iteration given by

$$\delta^{(t)} = \frac{\vartheta}{t + \gamma}, \quad (32)$$

where ϑ and γ are positive numbers.

Theorem 2. *Algorithm 3 optimally solves problem (31).*

Proof: Let $\mathbf{x}_k^{(t)}$ denote the solution produced by Algorithm 3 at step t . Let $\partial\mathcal{U}(\mathbf{x}_k^{(t)})$ be the subgradient of the objective function in problem (31) at step t . It can be easily verified that the updated direction in step 16 of Algorithm 3 is the subgradient direction. Since Ξ_j is upper bounded by L_j and K , and $\sum_{k=1}^K x_{k_j}$ is upper bounded by K , $\partial\mathcal{U}(\mathbf{x}_k^{(t)})$ is also bounded.

Denote \mathcal{U}_a as the final result produced by Algorithm 3 and \mathcal{U}^* as the optimal solution of problem (31). We prove the theorem by contradiction. Assume that \mathcal{U}_a is not optimal. Then there must exist an $\epsilon > 0$ such that $\mathcal{U}_a + 2\epsilon < \mathcal{U}^*$. Then there must be a solution $\hat{\mathbf{x}}_k$ so that

$$\mathcal{U}_a + 2\epsilon < \mathcal{U}(\hat{\mathbf{x}}_k). \quad (33)$$

Let t_0 be sufficiently large so that for any $t > t_0$ we have

$$\mathcal{U}(\mathbf{x}_k^{(t)}) \leq \mathcal{U}_a + \epsilon. \quad (34)$$

Combining (33) and (34), we have $\mathcal{U}(\mathbf{x}_k^{(t)}) + \epsilon < \mathcal{U}(\hat{\mathbf{x}}_k)$.

Let κ be a positive number that satisfies $\kappa \leq \inf \left\{ \|\partial\mathcal{U}(\mathbf{x}_k^{(t)})\| \right\}$, for all t . It follows that

$$\begin{aligned} \|\mathbf{x}_k^{(t+1)} - \hat{\mathbf{x}}_k\|^2 &= \|\mathbf{x}_k^{(t)} - \delta^{(t)}\partial\mathcal{U}^{(t)} - \hat{\mathbf{x}}_k\|^2 \\ &= \|\mathbf{x}_k^{(t)} - \hat{\mathbf{x}}_k\|^2 + (\delta^{(t)})^2 \|\partial\mathcal{U}^{(t)}\|^2 - 2\delta^{(t)}(\partial\mathcal{U}^{(t)})^H(\mathbf{x}_k^{(t)} - \hat{\mathbf{x}}_k) \\ &\geq \|\mathbf{x}_k^{(t)} - \hat{\mathbf{x}}_k\|^2 + (\delta^{(t)})^2 \|\partial\mathcal{U}^{(t)}\|^2 - 2\delta^{(t)}(\mathcal{U}(\mathbf{x}_k^{(t)}) - \mathcal{U}(\hat{\mathbf{x}}_k)) \\ &\geq \|\mathbf{x}_k^{(t)} - \hat{\mathbf{x}}_k\|^2 + (\delta^{(t)})^2 \kappa^2 + 2\delta^{(t)}\epsilon \\ &\geq \|\mathbf{x}_k^{(t)} - \hat{\mathbf{x}}_k\|^2 + 2\delta^{(t)}\epsilon \geq \dots \\ &\geq \|\mathbf{x}_k^{(t_0)} - \hat{\mathbf{x}}_k\|^2 + 2\epsilon \sum_{j=t_0}^t \delta^{(j)}. \end{aligned} \quad (35)$$

Note that the first inequality is due to the property of subgradient. So we finally have $\|\mathbf{x}_k^{(t+1)} - \hat{\mathbf{x}}_k\|^2 \geq \|\mathbf{x}_k^{(t_0)} - \hat{\mathbf{x}}_k\|^2 + 2\epsilon \sum_{j=t_0}^t \delta^{(j)}$, which cannot hold for sufficiently large t . Thus Algorithm 3 optimally solves problem (31). ■

Theorem 3. *The optimal solution to problem (31) is also feasible and optimal to problem (29).*

Proof: From problem (31) to (29), we relax the variables from binary to real and introduce an equality constraint. The equality constraint does not change the problem. So the optimal value to problem (29) provides an upper bound to that of problem (31). However, it can be observed from Algorithm 3 that the solutions to problem (29) are integers rather than fractions. So the solutions are also feasible to problem (31). Since the solutions to problem (31) cannot result in a higher optimal value than the solutions to problem (29), the solutions to problem (29) are exactly the solutions to problem (31) as well. Henceforth, even though we transform problem (31) to problem (29), the optimal solution is not affected by the transformation. ■

To sum up, the optimal solution to problem (29) can be solved with Algorithm 3. For comparison purpose, we also propose two greedy algorithms as benchmarks, which are presented in Algorithms 4 and 5. The main idea of the greedy algorithms is to first identify the most desirable user-BS pair, and then to allocate all the resource to that user. This is repeated until convergence is reached.

Algorithm 3: Two Layer Dual Decomposition Algorithm for Optimization Problem (31)

```
1  $t = 0, \lambda^{(1)} = 0$  ;
2 while not converged do
3    $t \leftarrow t + 1$  ;
4   for  $k = 1, \dots, K$  do
5     for  $j = 1, \dots, J$  do
6       Compute  $c_{k_j}$  as in (13) ;
7     end
8     Find  $j^* = \arg \max_j \{ \log(c_{k_j} - \lambda_j^{(t)}) \}$  ;
9     Let  $x_{k_j}^{(t)} = 0$  for  $j \neq j^*$  ;
10    if  $\log(c_{k_j} - \lambda_j^{(t)}) \geq 0$  then
11       $x_{k_j^*}^{(t)} = 1$  ;
12    else
13       $x_{k_j^*}^{(t)} = 0$  ;
14    end
15  end
16  for  $j = 1, \dots, J$  do
17    Each BS chooses a step size  $\delta^{(t)}$  and computes  $\Xi_j^{(t+1)} = \min\{L_j, e^{(\lambda_j^{(t)} - 1)}\}$  and
18     $\lambda_j^{(t+1)} = \lambda_j^{(t)} - \delta^{(t)}(\Xi_j^{(t)} - \sum_{k=1}^K x_{k_j}^{(t)})$  ;
19  end
```

Algorithm 4: Greedy Algorithm 4 for Joint Resource Allocation and User Association

```
1 Initialize  $\mathcal{K} = \{1, 2, \dots, K\}$  and  $\mathcal{J} = \{1, 2, \dots, J\}$   $x_{k_j}$  to be an all-zero matrix ;
2 for  $k = 1$  to  $K$  do
3   for  $j = 1$  to  $J$  do
4     Compute  $c_{k_j}$  as in (13) ;
5   end
6 end
7 while  $\max_{k,j} \log(c_{k,j}) > 0$  do
8   Find  $(k^*, j^*) = \arg \max_{k,j} \log(c_{k,j})$  ;
9    $x_{k_j^*} = 1$  ;
10   $\mathcal{K} = \mathcal{K} \setminus k^*$  ;
11   $\mathcal{J} = \mathcal{J} \setminus j^*$  ;
12 end
```

Algorithm 5: Greedy Algorithm 5 for Joint Resource Allocation and User Association

```
1 Initialize  $\mathcal{K} = \{1, 2, \dots, K\}$ ,  $\mathcal{J} = \{1, 2, \dots, J\}$  and  $x_{k_j}$  to be an all-zero matrix ;
2 for  $k = 1$  to  $K$  do
3   for  $j = 1$  to  $J$  do
4     Compute  $c_{k_j}$  as in (13) ;
5   end
6 end
7 for  $j = 1$  to  $J$  do
8   if  $\max_k \log(c_{k,j}) > 0$  then
9     Find  $(k^*, j) = \arg \max_k c_{k,j}$  ;
10     $x_{k_j^*} = 1$  ;
11     $\mathcal{K} = \mathcal{K} \setminus k^*$  ;
12  end
13 end
```

IV. DISTRIBUTED USER ASSOCIATION

In the previous section, we assume a central controller that has global information and assigns users to the BS's. In this section, we consider distributed user association. We still assume that the BS's have all the CSI via uplink training. We further assume that all the BS's, including the massive MIMO microcell BS and the small cell BS's, belong to the same service provider. Each user makes its own decision based on the broadcast and local information. Throughout this section, we do not allow fractional connection. We omit constraint (2) in the problem formulation, which is, however, enforced when solving the problem.

We model the behavior and interactions among the service provider and users using repeated game theory. The first key problem is to determine whether the game will converge. The second key problem is to analyze whether both sides are satisfactory about the outcome of the game, i.e., existence of the Nash Equilibrium.

A. Service Provider Sets the Price

The players of the repeated game include the service provider and the users. During each round of the game, the service provider determines the price of the connection service. The users decide whether or not to connect, and if to connect, to which BS. The strategy of the service provide is to set the price p_{k_j} of each BS j for each user k , while the strategy of each user k is to set x_{k_j} to either 0 or 1 for $j \in \mathcal{J}$.

The utility of the service provider is defined as $\mathcal{U}_B = \sum_{k=1}^K \sum_{j=1}^J x_{k_j} p_{k_j}$. Since each BS is constrained by its maximum load capacity L_j , the service provider aims to solve the following problem.

$$\begin{aligned} \max_{\{p_{k_j}\}} \mathcal{U}_B &= \sum_{k=1}^K \sum_{j=1}^J x_{k_j} p_{k_j} \\ \text{s.t.} \quad &\sum_k x_{k_j} \leq L_j, \quad j = 1, 2, \dots, J. \end{aligned} \tag{36}$$

The utility of each user is the data rate achieved minus its payment. So each user aims to solve the following

problem.

$$\begin{aligned} \max_{\{x_{k_j}\}} \mathcal{U}_k = \max & \left\{ \omega_k \log \left(\sum_{j=1}^J x_{k_j} c_{k_j} \right) - \sum_{j=1}^J x_{k_j} p_{j_k}, 0 \right\} \\ \text{s.t.} & \sum_j x_{k_j} \leq 1, \end{aligned} \quad (37)$$

where the logarithmic function represents the satisfaction level of a user k towards its achievable rate, and ω_k is a weight used to tradeoff rate satisfaction and monetary payment. We assume that the weight ω_k of each user is drawn from a finite set \mathcal{W} with $|\mathcal{W}|$ elements. This assumption is true in real-world practice. For instance, \$30 for a wireless service with 60 Mbps data rate is considered to be cheap; \$45 is considered to be reasonable; \$60 would be acceptable; \$80 would be expensive for most people; \$100 would be too expensive; and \$150 or above would not be an option for most people. So the weight of the users has generally finite choices of values based on common sense, and is typically in a range $= (0, W_M)$, where W_M is the maximum possible value for ω_k .

The repeated game is played as follows. Initially, the service provider sets a price for each BS for each user and broadcasts the prices to the users. Knowing the prices, the users will feedback the service provider of their choices based on their own calculations. Then the service provider updates the prices and broadcasts them to the users. Users again inform the service provider of their choices, and so forth. The process is repeated until both the service provider and users are all satisfied with the price.

Given the players, their strategies and utilities, we have the following definition for the NE of the user association game.

Definition 2. A strategy set $\{p_{k_j}^*, x_{k_j}^*\}$, for all k, j , is an NE of the repeated game if $\mathcal{U}_B(p_{k_j}^*, x_{k_j}^*) \geq \mathcal{U}_B(p_{k_j}, x_{k_j}^*)$, for all p_{k_j} and $\mathcal{U}_k(p_{k_j}^*, x_{k_j}^*) \geq \mathcal{U}_k(p_{k_j}^*, x_{k_j})$, for all k, x_{k_j} .

Due to the constraint that each user can only connect to one BS, $\omega_k \log \left(\sum_{j=1}^J x_{k_j} c_{k_j} \right) = \sum_{j=1}^J x_{k_j} \omega_k \log(c_{k_j})$. Therefore the objective function of problem (37) becomes

$$\mathcal{U}_k = \max \left\{ \sum_{j=1}^J x_{k_j} \omega_k \log(c_{k_j}) - \sum_{j=1}^J x_{k_j} p_{j_k}, 0 \right\}. \quad (38)$$

For the reformulated problem (38), the constraint $\sum_j x_{k_j} \leq 1$ indicates that a user may choose not to connect to any of the BS's. On the other hand, if we restrict $\sum_j x_{k_j} = 1$, then even if the service provider sets the prices to infinity, each user will still connect to a BS, which is clearly unreasonable.

Given the utility function (38) and the constraint in (37), the optimal solution for each user can be derived as

$$j^* = \arg \max_{j \in \mathcal{J}} [\omega_k \log(c_{k_j}) - p_{j_k}] \quad (39)$$

$$x_{k_j} = \begin{cases} 1, & \text{if } j = j^* \text{ and } \omega_k \log(c_{k_j^*}) \geq p_{j_k^*} \\ 0, & \text{otherwise.} \end{cases} \quad (40)$$

Such users' decision can be interpreted this way. A user will choose the best connection based on its own evaluation. If its evaluation of the connection is greater than or equal to the price, it will connect to this BS. Otherwise, the user will not connect to the BS. So we readily have the following result.

Lemma 5. The highest profit the service provider can obtain from a user k towards BS j , is the user's evaluation.

The service provider aims to solve problem (36) by tuning variables p_{k_j} , $k = 1, 2, \dots, K$, $j = 1, 2, \dots, J$. However, the constraint $\sum_k x_{k_j} \leq L_j$ is implicitly coupled with all the p_{k_j} 's, since according to the user's choice,

$j^* = \arg \max_{j \in \mathcal{J}} [\omega_k \log(c_{k_j}) - p_{j_k}]$. The service provider problem is actually with the following form.

$$\begin{aligned} \max_{\{p_{k_j}\}} \mathcal{U}_B &= \sum_{k=1}^K \sum_{j=1}^J x_{k_j} p_{k_j} \\ \text{s.t.} \quad &\sum_k x_{k_j(p_{k_j})} \leq L_j, \quad j = 1, 2, \dots, J. \end{aligned} \quad (41)$$

Since problem (41) has coupling constraints, one may try to introduce Lagrange multipliers to the constraint and solve the resulting problem using dual decomposition. However, since p_{k_j} is implicitly contained in the constraint, the gradient and subgradient are difficult to find. Next, we propose Algorithm 6 for the service provider, and then prove that the algorithm achieves optimal utility for the service provider and the users.

Theorem 4. *If the service provider adopts Algorithm 6, the game converges and the NE can be achieved.*

Proof: We first notice that the service provider has priority over the users. The users always make decisions based upon the service provider's price setting. Basically, the service provider controls when the repeated game terminates.

In Algorithm 6, the service provider tests out the weight of each user using binary search with $\mathcal{O}(\log_2(|\mathcal{W}|))$ steps. Once the service provider obtains ω_k , $k = 1, 2, \dots, K$, it then estimates the users' price evaluation matrix \mathbf{V} as follows.

$$v_{k_j} = c_{k_j} \omega_k, \quad (42)$$

where v_{k_j} is the entry of matrix \mathbf{V} at row j and column k . Following Lemma 5, the service provider can obtain its optimal price strategy by first selecting users for each BS and solving the following problem.

$$\begin{aligned} \max_{x_{k_j}} \quad &\sum_{k=1}^K \sum_{j=1}^J x_{k_j} v_{k_j} \\ \text{s.t.} \quad &\sum_k x_{k_j} \leq L_j, \quad j = 1, 2, \dots, J \\ &\sum_j x_{k_j} \leq 1, \quad k = 1, 2, \dots, K \end{aligned} \quad (43)$$

Constraints (2), (42).

The optimal solution $x_{k_j}^*$ to the above problem can be solved in a similar way as solving problem **P1-2**. Then the optimal prices for the service provider can be obtained as follows.

$$p_{k_j}^* = \begin{cases} v_{k_j}, & \text{if } x_{k_j}^* = 1; \\ v_{k_j} + \epsilon, & \text{otherwise,} \end{cases} \quad (44)$$

where ϵ is an arbitrary positive number.

Therefore, by adopting Algorithm 6, the optimal utility (highest) can be reached for the service provider. Meanwhile, we could see that all the users' utility must be 0 due to the optimal price setting (i.e., each user's rate satisfaction matches its monetary payment). That means, all the users achieve the optimal utility given the price setting as well. Therefore, the game converges to the NE. ■

Note that it is possible that the optimal utility of the service provider will be lower than the maximum utility during the game, because the load capacity constraint may be violated due to the distributed operation.

B. A User Bidding based Approach

We next consider a bidding approach to the problem. Before service starts, users bid to the service provider according to their predicted satisfaction towards each BS. And service provider determines whether or not to accept a user's bid and feedback the decisions to users. Then the users make another round of bids according to its predicted

Algorithm 6: Algorithm for Service Provider

```
1 Initialize  $\omega_{MAX}, \omega_{MIN}, t = 0$  ;
2 for  $k = 1$  to  $K$  do
3   for  $j = 1$  to  $J$  do
4     | Compute  $c_{k_j}$  as in (13) ;
5   end
6 end
7 for  $k = 1$  to  $K$  do
8   |  $\omega_k^u(t) = \omega_{MAX}$  ;
9   |  $\omega_k^l(t) = \omega_{MIN}$  ;
10 end
11 while not converged do
12   for  $k = 1$  to  $K$  do
13     |  $\hat{w}_k(t) = \frac{1}{2}(\omega_k^u(t) + \omega_k^l(t))$  ;
14     for  $j = 1$  to  $J$  do
15       |  $p_{k_j}(t) = \max \{ \hat{w}_k(t) \log(c_{k_j}), 0 \}$  ;
16     end
17   end
18    $t \leftarrow t + 1$  ;
19   for  $k = 1$  to  $K$  do
20     | if  $|F_k| > 1$  then
21       |  $\omega_k^u(t) = \omega_k^u(t - 1)$  ;
22       |  $\omega_k^l(t) = \omega_k^l(t - 1)$  ;
23     else if  $|F_k| = 1$  then
24       |  $\omega_k^u(t) = \omega_k^u(t - 1)$  ;
25       |  $\omega_k^l(t) = \hat{w}_k(t)$  ;
26     else
27       |  $\omega_k^u(t) = \hat{w}_k(t)$  ;
28       |  $\omega_k^l(t) = \omega_k^l(t - 1)$  ;
29     end
30   end
31 end
32 for  $k = 1$  to  $K$  do
33   for  $j = 1$  to  $J$  do
34     | Calculate  $v_{k_j}$  as in (42) using  $\hat{w}_k$  ;
35   end
36 end
37 Solve (43) and find optimal price as in (44) ;
```

Algorithm 7: Algorithm for the Service Provider with the Bidding Approach

```

1 while not converged do
2   for  $j = 1$  to  $J$  do
3     if BS  $j$  is bidden by  $\leq L_j$  users then
4       | Keep all the users in BS  $j$ 's waiting list ;
5     else
6       | Keep the top  $L_j$  users with the highest bids and reject the other users ;
7     end
8   end
9 end

```

satisfaction and the service provider's decision history. The service provider again decides whether or not to accept a user's bid and feedback the decision, and so forth.

Assume date-intensive users that strive for as high data rate as possible. Each user solves the following problem.

$$\begin{aligned}
 \max_{\{p_{k_j}\}} \mathcal{U}_k &= \max \left\{ \sum_{j=1}^J x_{k_j} \omega_k \log(c_{k_j}), 0 \right\} \\
 \text{s.t.} \quad &\sum_j x_{k_j(p_{k_j})} \leq 1.
 \end{aligned} \tag{45}$$

On the other hand, the service provide aims to maximize its utility, i.e., the total payment made by all the users.

$$\begin{aligned}
 \max_{\{x_{k_j}\}} \mathcal{U}_B &= \sum_{k=1}^K \sum_{j=1}^J x_{k_j} p_{k_j} \\
 \text{s.t.} \quad &\sum_k x_{k_j} \leq L_j, \quad j = 1, 2, \dots, J.
 \end{aligned} \tag{46}$$

Note that the decision variables in these two problems are different from those in problems (36) and (37), respectively.

We assume the general case that $K \geq \sum_{j=1}^J L_j$ (i.e., not all the users can be served). In order to achieve the greatest level of satisfaction, each user makes the highest possible payment. So the optimal solution for each user is

$$p_{k_j} = \max \left\{ \sum_{j=1}^J x_{k_j} \omega_k \log(c_{k_j}), 0 \right\}. \tag{47}$$

The optimal strategy for the service provider is summarized in Algorithm 7.

During the first stage of the game, each user offers a price to its most desirable BS. Algorithm 7 is used to check if each BS j receives more than L_j bids. The service provider only puts L_j top users on BS j 's waiting list based on the offered prices; and rejects all other users. If BS j receives no more than L_j bids, all these users will be put on BS j 's waiting list.

At the second stage, if a user is in a BS's waiting list, it will keep on bidding the same BS with the same price to guarantee the highest utility. However, if a user gets rejected in the previous round, as being selfish, it will exclude the BS's that have rejected it and offers a price to its most desirable BS among the remaining ones. For the service provider, it adopts the same strategy. If the number of bids received for a BS outnumbers the load capacity of that BS, the service provider only keeps the L_j most desirable users on the waiting list and rejects the others. It keeps all users on the waiting list if the number of offers received is less than a BS's load capacity. This two stages repeat until convergence is achieved.

Lemma 6. *The sequence of bids made by a user is non-increasing in the user's preference list.*

Proof: Before a user makes an offer, it computes the satisfaction of all the BS's to obtain a preference list. Since a user aims to maximize its utility, it first proposes to the BS with the highest satisfaction. If it is rejected by the BS, it will propose to the BS with the second highest satisfaction, and so forth. Note that even if a user may be on the waiting list of a BS, it may be removed from that waiting list at a later stage. If that happens, this user will start bidding to other BS. A user will repeat this procedure until it is finally in a BS's serving list or rejected by all BS's. This concludes the proof. ■

Lemma 7. *The sequence of bids a BS put on the waiting list is non-decreasing in its preference list.*

Proof: Given the fact any BS has a finite load capacity and $K \geq \sum_{j=1}^J L_j$, all the base station will have at least one user bidding to it at some stage of the game. Since a BS aims to maximize its utility, it puts all the users who make an offer on the waiting list. On the condition that there are too many users, it will reject the users who it will never served. In the next round of game, the BS will often have more or at least the same amount of bids compared to its current waiting list. This means that the BS has more choices. The BS again only keeps the most profitable ones and reject or remove the others from the waiting list. So the sequence of bids a base station put on the list is non-decreasing in its preference list. ■

Theorem 5. *The repeated bidding game converges.*

Proof: Based on Lemmas 6 and 7, we prove this theorem by contradiction. Suppose that this repeated game does converge. Then there must be a stage of the game that (i) there is a user k and BS j pair so that user k is connected to another BS j' or is not connected to any BS; (ii) user k prefers BS j to BS j' or prefers to be not connected; and (iii) BS j prefers user k to a user k' who is on its serving list.

Consider the case where user k is served by BS j' . Since the sequence of bids made by a BS is non-decreasing, it must be the case that user k has never bidden to BS j during the game. Otherwise, if user k has bidden to BS j , BS j would not have ended up with choosing k' over k . In this case, user k would never have bidden to BS j' either, since user k prefers j to j' and the bids (see Lemma 6). However, user k is now served by BS j' , user k must have bidden to BS j' , which contradicts that user k would never have bidden to BS j' .

The same reasoning holds for the case when user k is not connected to any BS. If BS j prefers k to k' on the serving list, BS j would never reject user k while keeping user k' .

Therefore, the game converges when every user is either on a waiting list or has been rejected by every BS, and the game will converge. ■

From the proof, we can actually see that the game terminates when the least popular BS becomes fully loaded.

Theorem 6. *The outcome of the repeated bidding game is optimal for both the users and service provider.*

Proof: Suppose that the outcome of the game is not optimal for a user k , who is connected to BS j . Then there must be another BS j' , which has higher ranking than BS j in the preference list of user k and has a serving list of users $\{j'_1, j'_2, \dots, j'_{L_{j'}}\}$. Since BS j' serves these users, it means that BS j' prefers them to user k and BS j' is at the top of the preference lists of these users. If at some stage, user k is in the waiting list of BS j (or it is inserted by force), the game must have not terminated.

Since user k is in the waiting list, then one of the final users $j'_1, j'_2, \dots, j'_{L_{j'}}$ must be currently off the list, say user $j'_{L_{j'}}$. Then user $j'_{L_{j'}}$ will immediately bid for BS j' , since BS j' is at the top of its preference list among all the remaining BS's. And BS j' will remove user k from its waiting list, since user k has a lowest ranking in the preference list of BS j' . Thus when the repeated game terminates, the outcomes are optimal for each user. It is obvious that the outcome is also optimal for the service provider as well. ■

From Theorems 5 and 6, we conclude that the game converges to the NE when the game terminates.

V. SIMULATION STUDY

We validate the proposed user association schemes with simulations. Throughout the simulations, we assume $l_{j,k} = 1/(1 + (\frac{d_{j,k}}{40})^{3.5})$ for the path loss between a user and the massive MIMO BS, and $l_{j,k} = 1/(1 + (\frac{d_{j,k}}{40})^4)$ for the path loss between a user and a small cell BS [11]. We assume that the power of small scale fading follows a uniform distribution from $[0, 1]$. We fix the location of the massive MIMO BS at the center of the cell. The other BS's are randomly placed across in the cell. Users are randomly placed in the area. The other parameter settings are listed in Table I. The error bars in the plots are 95% confidence intervals.

TABLE I
SYSTEM CONFIGURATION

| Parameter | Value | Parameter | Value |
|---------------|--------------------------------|-----------|--------|
| $M_{massive}$ | 100 | M | 4 |
| $L_{massive}$ | 10 | L | 4 |
| $P_{massive}$ | 40 dBm | P | 40 dBm |
| Area | $1000 \times 1000 \text{ m}^2$ | J | 11 |

TABLE II
RATE MAXIMIZATION OF CENTRALIZED CONTROL

| \mathbf{K} | 50 | 100 | 150 | 200 | 250 |
|---------------------------|-------|-------|-------|-------|-------|
| Optimal Rate Maximization | 382.9 | 483.4 | 543.1 | 572.3 | 594.0 |
| Greedy Algorithm 1 | 363.5 | 480.0 | 540.4 | 571.1 | 592.6 |
| Greedy Algorithm 2 | 191.0 | 279.6 | 340.6 | 371.5 | 392.5 |

TABLE III
LOG RATE UTILITY OF CENTRALIZED CONTROL

| \mathbf{K} | 50 | 100 | 150 | 200 | 250 |
|-----------------------|-------|-------|-------|-------|-------|
| Optimal Log Rate Max. | 128.7 | 155.5 | 167.7 | 172.7 | 176.0 |
| Greedy Algorithm 1 | 115.0 | 153.3 | 166.9 | 172.4 | 175.7 |
| Greedy Algorithm 2 | 67.5 | 97.7 | 122.0 | 133.5 | 140.0 |

Table II presents a comparison of rate maximization with the optimal solution and the two proposed greedy algorithms. Table III shows a comparison of rate maximization considering proportional fairness with the optimal solution and the two proposed greedy algorithms. We can see from both tables that the optimal solution achieves the highest network utility. We also notice that as the number of users increases, the gaps between the optimal utility and the greedy solutions become more and more narrower. This is because that as there are more users, the user diversity effect becomes stronger. So the greedy algorithms and the optimal user association algorithm tend to produce similar solutions.

Throughout this paper, the constraint for each user is $\sum_{j=1}^J x_{kj} \leq 1$. It should provide upper bounds for the problem with the constraint $\sum_{j=1}^J x_{kj} = 1$. A comparison of these two different constraints is presented in Fig. 1. For a fair comparison, we have exactly the same number of active BS's as the load capacity for all the BS's. For instance, when the system load capacity is 250, we have $J = 51$ BS's and $K = 250$. We can see that the inequality constraint problem indeed upper bounds the equality constraint problem. This is because the inequality constraint problem could eliminate the users whose rate is too low with a negative utility.

Table IV presents a comparison of the optimal joint resource allocation and user association algorithm and the two proposed greedy algorithms. We find that the optimal scheme achieves the highest utility. Moreover, the gap between the optimal scheme and the greedy schemes is quite large. We also consider the equality constraint problem as a benchmark for the comparison. For a fair comparison, we set the sum capacity of this system equal to the number of users. So there are totally $K = 50$ active users in the system. The optimal solution of problem **P3-2** achieves a network utility of -59.8462 , while the optimal solution of problem (22) has a network utility of 29.5433 . We also found that if we connect every user, some edge users will be harmful for the network utility.

Fig. 2 shows the utility of the service provider and all users when the service provider sets the price (as in Section IV-A). It can be seen that the repeated game converges after 8 rounds. Furthermore, the utility of all users is monotonically decreasing. That is because once a user's evaluation is known to the service provider, the service provider will set prices for the highest profit, which results in 0 utility for that user. As discussed, the utility for

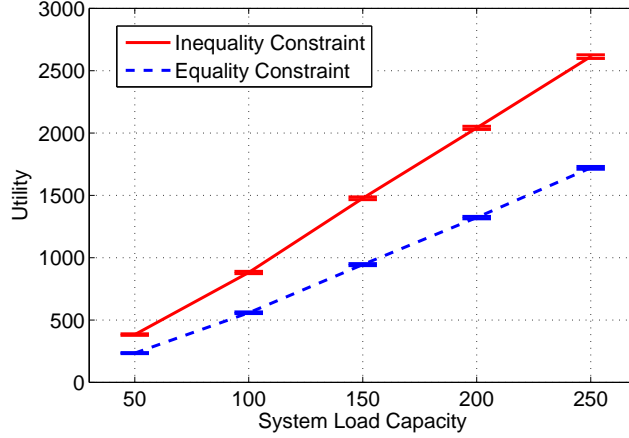


Fig. 1. A comparison of the centralized algorithms with logarithmic rate utility under inequality and equality constraints.

TABLE IV
JOINT RESOURCE ALLOCATION AND USER ASSOCIATION

| | K | 50 | 100 | 150 | 200 | 250 |
|--|---|------|------|------|------|------|
| Optimal Joint Resource Allocation and User Association | | 42.3 | 50.8 | 55.8 | 56.1 | 62.0 |
| Greedy Algorithm 4 | | 35.3 | 37.9 | 39.3 | 39.9 | 40.3 |
| Greedy Algorithm 5 | | 35.1 | 37.9 | 39.3 | 39.8 | 40.2 |

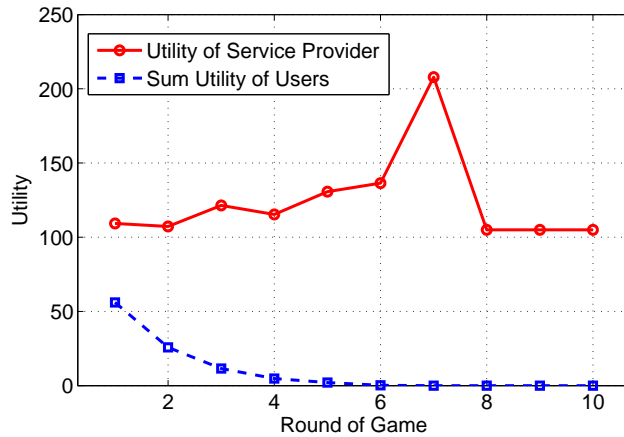


Fig. 2. Convergence of the repeated game when the service provider sets the price and $K = 100$.

the service provider is not monotonically increasing, since during the game, the load capacity constraint may be violated. Fig. 3 plots the utilities of the service provider and users versus the number of users. We can see that as the number of user increases, utility of the service provider also increases. This is mainly due to the effect of multi-user diversity. We can also observe that the game terminates after about 8 rounds no matter how many users are active.

Fig. 4 depicts the process of the game when users bid for BS's (as in Section IV-B). Here we deploy $J = 41$ BS's.

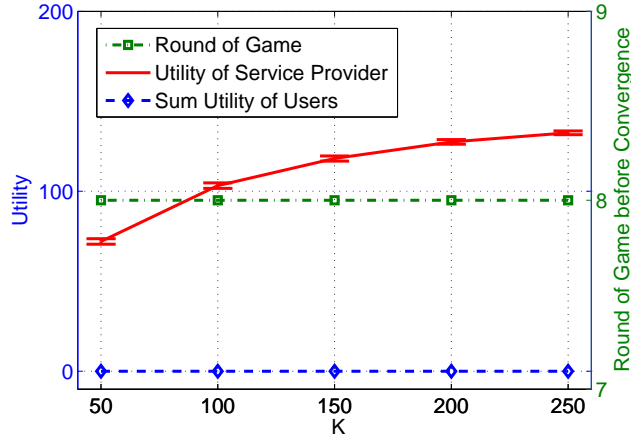


Fig. 3. Utility of the service provider, utility of the users, and the number of rounds for convergence for systems with various numbers of users.

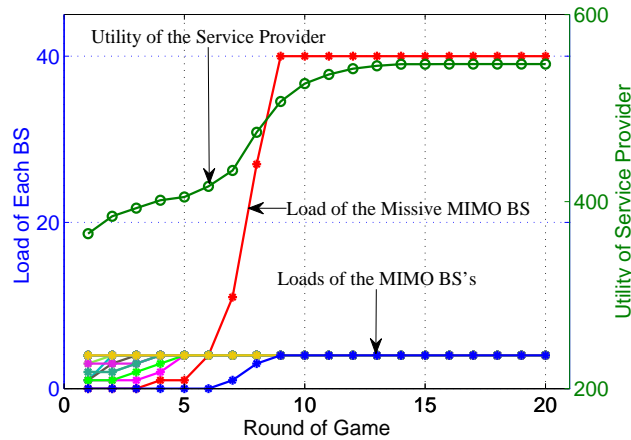


Fig. 4. Convergence of the repeated game with respect to BS load when users bid.

The massive MIMO BS has $M = 400$ antennas. There are $K = 350$ users. The left-hand-side y -axis represents the load of the 41 BS's. The right-hand-side y -axis represents the utility of the service provider. We find the game converges in about 10 rounds, and the utility of the service provider is monotonically increasing as the game continues.

To encourage offloading from the macro BS, we consider rate bias for the BS's in this experiment. Specifically, we multiply the rate of the massive MIMO BS with a factor of 0.5 to encourage connection to the PBS's. Fig. 5 shows the result when configuration shown in Table I. It can be observed that the utility with rate bias is higher than the utility without considering rate bias. This result demonstrates the efficacy of rate bias and offloading. It can be seen that both games terminate in less than 8 rounds.

VI. CONCLUSIONS

In this paper, we investigated the user association problem in a massive MIMO HetNet from the centralized and distributed perspectives. Particularly, by leveraging total unimodularity we developed optimal algorithms for rate maximization and rate maximization with proportional fairness problems. We also developed optimal algorithms to the joint resource allocation and user association problem with primal decomposition and dual decomposition. Modeling the behavior and interaction of the service provider and users with repeated games, we developed effective

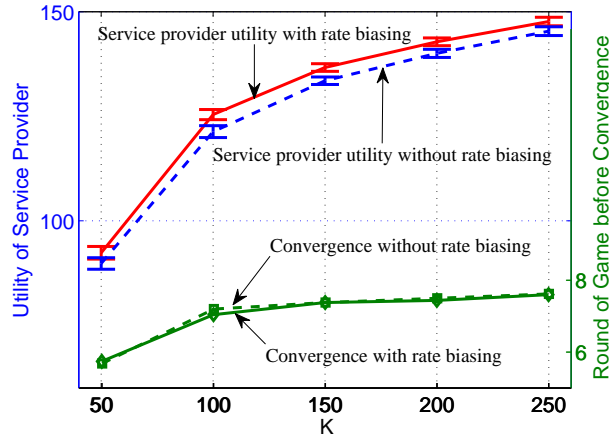


Fig. 5. Utility of the service provider with or without rate bias, and convergence of the games under different numbers of users.

distributed algorithms with proven convergence to the NE. Simulation results verify the efficacy of the proposed schemes.

ACKNOWLEDGMENT

This work is supported in part by the US National Science Foundation (NSF) under Grants CNS-1247955 and CNS-1320664. Any opinions, findings, and conclusions or recommendations expressed in this material are those of the author(s) and do not necessarily reflect the views of the NSF.

REFERENCES

- [1] Qualcomm, "The 1000x data challenge," Technical Report, Qualcomm Technologies, Inc., 2014. [online] Available: <https://www.qualcomm.com/invention/technologies/1000x>.
- [2] E. G. Larsson, F. Tufvesson, O. Edfors, and T. L. Marzetta, "Massive MIMO for next generation wireless systems", *IEEE Commun. Mag.*, vol. 52, no. 2, pp. 185–195, Feb. 2014.
- [3] F. Rusek, D. Persson, B. K. Lau, E. G. Larsson, T. L. Marzetta, O. Edfors, and F. Tufvesson, "Scaling up MIMO opportunities and challenges with very large arrays," *IEEE Signal Process. Mag.*, vol. 30, no. 1, pp. 40–60, Jan. 2013.
- [4] C. Shepard, H. Yu, N. Anand, L. E. Li, T. L. Marzetta, R. Yang, and L. Zhong, "Argos: practical many-antenna base stations", in *Proc. ACM MobiCom'12*, Istanbul, Turkey, Aug. 2012, pp. 53–64.
- [5] C. Shepard, H. Yu, and L. Zhong, "ArgosV2: a flexible many-antenna research platform," in *Proc. ACM Mobicom'13*, Miami, FL, Sept. 2013, pp. 163–165.
- [6] J. Andrews, S. Buzzi, et al., "What will 5G be?," *IEEE J. Sel. Areas Commun.*, vol. 32, no. 6, pp. 1065–1082, June 2014.
- [7] A. Adhikary, J. Nam, J.-Y. Ahn, and G. Caire, "Joint spatial division and multiplexing-the large-scale array regime," *IEEE Trans. Inf. Theory*, vol. 59, no. 10, pp. 6441–6463, Oct. 2013.
- [8] A. Adhikary and G. Caire, "Joint spatial division and multiplexing: Opportunistic beamforming and user grouping," [online] Available: <http://arxiv.org/abs/1305.7252>.
- [9] Y. Xu, G. Yue, N. Prasad, S. Rangarajan, and S. Mao, "User grouping and scheduling for large scale MIMO systems with two-stage precoding," in *Proc. IEEE ICC'14*, Sydney, Australia, June 2014, pp. 5208–5213.
- [10] Y. Xu, G. Yue, and S. Mao, "User grouping for Massive MIMO in FDD systems: New design methods and analysis," *IEEE Access J.*, vol. 2, no. 1, pp. 947–959, Sept. 2014.
- [11] D. Bethanabhotla, O. Y. Bursalioglu, H. C. Papadopoulos, and G. Caire, "User association and load balancing for cellular massive MIMO," in *Proc. IEEE Information Theory and Applications Workshop 2014*, San Diego, CA, Feb. 2014, pp. 1–10.

- [12] S. Bayat, R.H.Y. Louie, Z. Han, B. Vucetic, and Y. Li, "Distributed user association and femtocell allocation in heterogeneous wireless networks," *IEEE Trans. Commun.*, vol. 62, no. 8, pp. 3027–3043, Aug. 2014.
- [13] A. Gupta, H. Dhillon, S. Vishwanath, and J. Andrews, "Downlink multi-antenna heterogeneous cellular network with load balancing," *arXiv:1310.6795v2*, [online] Available: <http://arxiv.org/abs/1310.6795>.
- [14] E. Björnson, M. Kountouris, and M. Debbah, "Massive MIMO and small cells: Improving energy efficiency by optimal soft-cell coordination," *arXiv:1304.0553v3*, [online] Available: <http://arxiv.org/abs/1304.0553>.
- [15] A. Damnjanovic, J. Montojo, et al, "A survey on 3GPP heterogeneous networks," *IEEE Wireless Commun. Mag.*, vol. 18, no. 3, pp. 10–21, June 2011.
- [16] L. Lu, G. Li, A. Swindlehurst, A. Ashikhmin, and R. Zhang, "An overview of massive MIMO: Benefits and challenges," *IEEE J. Sel. Topics Signal Process.*, vol. 8, no. 5, pp. 742–758, Oct. 2014.
- [17] R. Karp, "Reducibility among Combinatorial Problems," *Complexity of Computer Computations*, pp. 85–103, Mar. 1972.
- [18] A. Schrijver, *Theory of Linear and Integer Programming*, John Wiley & Sons, Jun. 1998.
- [19] C. Berenstein and R. Gay, *Complex Variables: An Introduction*, Springer, 1997.
- [20] D. Palomar and M. Chiang, "A tutorial on decomposition methods for network utility maximization," *IEEE J. Sel. Areas Commun.*, vol. 24, no.8, pp. 1439–1451, Aug. 2006.
- [21] S. Boyd and L. Vandenberghe, *Convex Optimization*, Cambridge University Press, 2004.
- [22] Q. Ye, B. Rong, Y. Chen, M. A.-Shalash, C. Caramanis, and J. G. Andrews, "User association for load balancing in heterogeneous cellular networks," *IEEE Trans. Wireless Commun.*, vol. 12, no. 6, pp. 2706–2716, June 2013.