

How large is the gluon polarization in the statistical parton distributions approach?

Jacques Soffer*, Claude Bourrely[†] and Franco Buccella**

*Physics Department, Temple University, 1835 N, 12 Street, Philadelphia, PA 19122-6082, USA

[†]Aix-Marseille Université, Département de Physique, Faculté des Sciences, site de Luminy, 13288 Marseille, Cedex 09, France

**INFN, Sezine di Napoli, Via Cintia, Napoli, I-80126, Italy

Abstract. We review the theoretical foundations of the quantum statistical approach to parton distributions and we show that by using some recent experimental results from Deep Inelastic Scattering, we are able to improve the description of the data by means of a new determination of the parton distributions. We will see that a large gluon polarization emerges, giving a significant contribution to the proton spin.

Keywords: Gluon polarization; Proton spin; Statistical distributions

PACS: 12.40.Ee, 13.60.Hb, 13.88.+e, 14.70.Dj

INTRODUCTION

Several years ago a new set of parton distribution functions (PDF) was constructed in the framework of a statistical approach of the nucleon [1]. For quarks (antiquarks), the building blocks are the helicity dependent distributions $q^\pm(x)$ ($\bar{q}^\pm(x)$). This allows to describe simultaneously the unpolarized distributions $q(x) = q^+(x) + q^-(x)$ and the helicity distributions $\Delta q(x) = q^+(x) - q^-(x)$ (similarly for antiquarks). At the initial energy scale, these distributions are given by the sum of two terms, a quasi Fermi-Dirac function and a helicity independent diffractive contribution. The flavor asymmetry for the light sea, *i.e.* $\bar{d}(x) > \bar{u}(x)$, observed in the data, is built in. This is simply understood in terms of the Pauli exclusion principle, based on the fact that the proton contains two up-quarks and only one down-quark. The chiral properties of QCD lead to strong relations between $q(x)$ and $\bar{q}(x)$. For example, it is found that the well established result $\Delta u(x) > 0$ implies $\Delta \bar{u}(x) > 0$ and similarly $\Delta d(x) < 0$ leads to $\Delta \bar{d}(x) < 0$. This earlier prediction was confirmed by recent data. In addition we found the approximate equality of the flavor asymmetries, namely $\bar{d}(x) - \bar{u}(x) \sim \Delta \bar{u}(x) - \Delta \bar{d}(x)$.

After a short review of the statistical approach, we will give some results on polarized Deep Inelastic Scattering (DIS) and the gluon helicity distribution, before turning to our predictions for helicity asymmetries recently measured at RHIC-BNL with the polarized pp collider.

BASIC REVIEW ON THE QUANTUM STATISTICAL APPROACH

Let us first recall some of the basic components for building up the parton distribution functions (PDF) in the statistical approach, as oppose to the standard polynomial type parametrizations, based on Regge theory at low x and counting rules at large x . The fermion distributions are given by the sum of two terms [1], the first one, a quasi Fermi-Dirac function and the second one, a flavor and helicity independent diffractive contribution equal for light quarks. So we have, at the input energy scale Q_0^2 ,

$$xq^h(x, Q_0^2) = \frac{AX_{0q}^h x^b}{\exp[(x - X_{0q}^h)/\bar{x}] + 1} + \frac{\tilde{A}x^{\tilde{b}}}{\exp(x/\bar{x}) + 1}, \quad (1)$$

$$x\bar{q}^h(x, Q_0^2) = \frac{\bar{A}(X_{0q}^{-h})^{-1}x^{\tilde{b}}}{\exp[(x + X_{0q}^{-h})/\bar{x}] + 1} + \frac{\tilde{A}x^{\tilde{b}}}{\exp(x/\bar{x}) + 1}. \quad (2)$$

It is important to remark that x is indeed the natural variable, and not the energy like in statistical mechanics, since all sum rules we will use are expressed in terms of x . Notice the change of sign of the potentials and helicity for the antiquarks. The parameter \bar{x} plays the role of a *universal temperature* and X_{0q}^\pm are the two *thermodynamical potentials* of the quark q , with helicity $h = \pm$. We would like to stress that the diffractive contribution occurs only in the unpolarized distributions $q(x) = q_+(x) + q_-(x)$ and it is absent in the valence $q_v(x) = q(x) - \bar{q}(x)$ and in the helicity distributions $\Delta q(x) = q_+(x) - q_-(x)$ (similarly for antiquarks). The *nine* free parameters¹ to describe the light quark sector (u and d), namely $X_u^\pm, X_d^\pm, b, \bar{b}, \bar{\bar{b}}, \bar{A}$ and \bar{x} in the above expressions, were determined at the input scale from the comparison with a selected set of very precise unpolarized and polarized DIS data [1]. The additional factors X_q^\pm and $(X_q^\pm)^{-1}$ come from the transverse momentum dependence (TMD), as explained in Refs. [2,3]. For the gluons we consider the black-body inspired expression

$$xG(x, Q_0^2) = \frac{A_G x^{b_G}}{\exp(x/\bar{x}) - 1}, \quad (3)$$

a quasi Bose-Einstein function, with b_G , the only free parameter, since A_G is determined by the momentum sum rule. In our early works we were assuming for the polarized gluon distribution $x\Delta G(x, Q_0^2) = 0$, but in our recent analysis of a much larger set of data we had to give up this simplifying assumption, as we will see below. For the strange quark distributions, the simple choice made in Ref. [1] was greatly improved in Ref. [4]. Our procedure allows to construct simultaneously the unpolarized quark distributions and the helicity distributions. This is worth noting because it is a very unique situation. Following our first paper in 2002, new tests against experimental (unpolarized and polarized) data turned out to be very satisfactory, in particular in hadronic collisions, as reported in Refs. [5,6].

DEEP INELASTIC SCATTERING

First we consider the important issue of the asymmetries $A_1^{p,d,n}(x, Q^2)$, measured in polarized DIS. We recall the definition of the asymmetry $A_1(x, Q^2)$, namely

$$A_1(x, Q^2) = \frac{[g_1(x, Q^2) - \gamma^2(x, Q^2)g_2(x, Q^2)]}{F_2(x, Q^2)} \frac{2x[1 + R(x, Q^2)]}{[1 + \gamma^2(x, Q^2)]}, \quad (4)$$

where $g_{1,2}(x, Q^2)$ are the polarized structure functions, $\gamma^2(x, Q^2) = 4M^2x^2/Q^2$ and $R(x, Q^2)$ is the ratio between the longitudinal and transverse photoabsorption cross sections. We display in Fig. 1 the world data on $A_1^{p,n}(x, Q^2)$ at $Q^2 = 4 \text{ GeV}^2$, with the new results of the statistical approach. Note that these asymmetries do NOT reach 1 when $x \rightarrow 1$, as required by the counting rules prescription, which we do not impose.

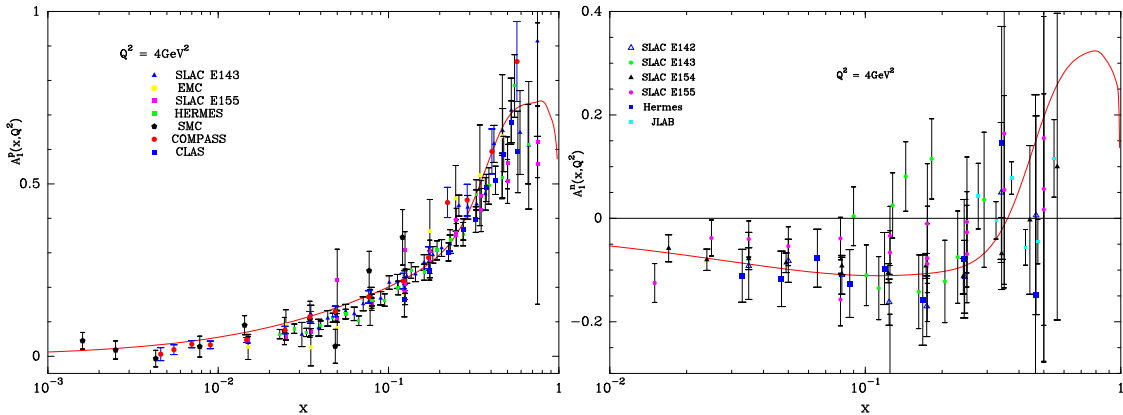


FIGURE 1. *Left:* Comparison of the world data on $A_1^p(x, Q^2)$ at $Q^2 = 4 \text{ GeV}^2$, with the result of the statistical approach. *Right:* Comparison of the world data on $A_1^n(x, Q^2)$ at $Q^2 = 4 \text{ GeV}^2$, with the result of the statistical approach.

¹ A and \bar{A} are fixed by the following normalization conditions $u - \bar{u} = 2, d - \bar{d} = 1$.

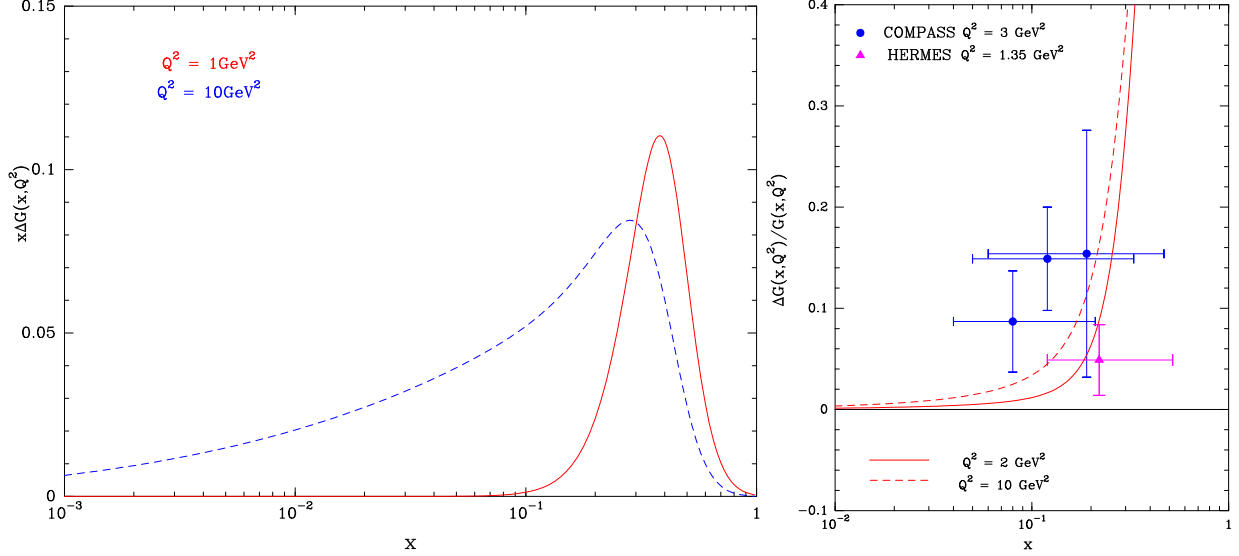


FIGURE 2. *Left:* The gluon helicity distribution $x\Delta G(x, Q^2)$ versus x , for $Q^2 = 1 \text{ GeV}^2$ (dashed curve) and $Q^2 = 10 \text{ GeV}^2$ (solid curve) (Taken from Ref. [7]). *Right:* $\Delta G(x, Q^2)/G(x, Q^2)$ versus x , for $Q^2 = 2 \text{ GeV}^2$ (solid curve) and $Q^2 = 10 \text{ GeV}^2$ (dashed curve) (Taken from Ref. [7]).

These results were obtained from a next-to-leading (NLO) fit of a large set of accurate DIS data (the unpolarized structure functions $F_2^{p,n,d}(x, Q^2)$, the polarized structure functions $g_1^{p,n,d}(x, Q^2)$, the structure function $xF_3^{\nu N}(x, Q^2)$ in νN DIS, etc...) a total of 2140 experimental points with an average χ^2/pt of 1.33. For the polarized structure functions, it is slightly better since for a total of 271 experimental points, we have an average χ^2/pt of 1.21. Although the full details of these new results will be presented in a forthcoming paper, we just want to make a general remark. By comparing with the results of 2002 [1], we have observed a remarkable stability of some important parameters, the light quarks potentials X_{0u}^\pm and X_{0d}^\pm , whose numerical values are almost unchanged. The new temperature is slightly lower. As a result the main features of the new light quark and antiquark distributions are only hardly modified, which is not surprising, since our 2002 PDF set has proven to have a rather good predictive power.

The major novelty of this new analysis is the discovery of a large gluon helicity distribution, which has the specificity to be positive for all x values. We display in Fig. 2 (*Left*) the gluon helicity distribution versus x at the initial scale $Q_0^2 = 1 \text{ GeV}^2$ and $Q^2 = 10 \text{ GeV}^2$. At the initial scale it is sharply peaked around $x = 0.4$, this feature lessens after some evolution but it remains positive. It is interesting to mention that a large gluon helicity distribution has been also found in recent works [8, 9].

We display $\Delta G(x, Q^2)/G(x, Q^2)$ in Fig. 2 (*Right*) for two Q^2 values and some data points suggesting that the gluon helicity distribution is positive indeed. According to the counting rules constraints, this ratio should go to one when $x = 1$, but we observe that this is not the case here. In some other parameterizations in the current literature, this ratio goes to zero, since the large x behavior of $x\Delta G(x)$ is $(1-x)^\beta$ with $\beta \gg 3$. Clearly one needs a better knowledge of $\Delta G(x, Q^2)/G(x, Q^2)$ for $x > 0.2$.

HELICITY ASYMMETRIES AT RHIC-BNL

Finally, we would like to test this new positive gluon helicity distribution in a pure hadronic reaction. In a very recent paper, the STAR Collaboration at BNL-RHIC has reported the observation, in one-jet inclusive production, of a non-vanishing positive double-helicity asymmetry A_{LL}^{jet} for $5 \leq p_T \leq 30 \text{ GeV}$, in the near-forward rapidity region [10]. We display in Fig. 3 (*Left*) our prediction compared with these high-statistics data points and the agreement is very reasonable.

Next we consider the process $\vec{p} p \rightarrow W^\pm + X \rightarrow e^\pm + X$, where the arrow denotes a longitudinally polarized proton

and the outgoing e^\pm have been produced by the leptonic decay of the W^\pm boson. The helicity asymmetry is defined as

$$A_L^{PV} = \frac{d\sigma_+ - d\sigma_-}{d\sigma_+ + d\sigma_-}. \quad (5)$$

Here σ_h denotes the cross section where the initial proton has helicity h . It was measured recently at RHIC-BNL [11] and the results are shown in Fig. 3 (*Right*). As explained in Ref. [12], the W^- asymmetry is very sensitive to the sign and magnitude of $\Delta\bar{u}$, so this is another successful result of the statistical approach.

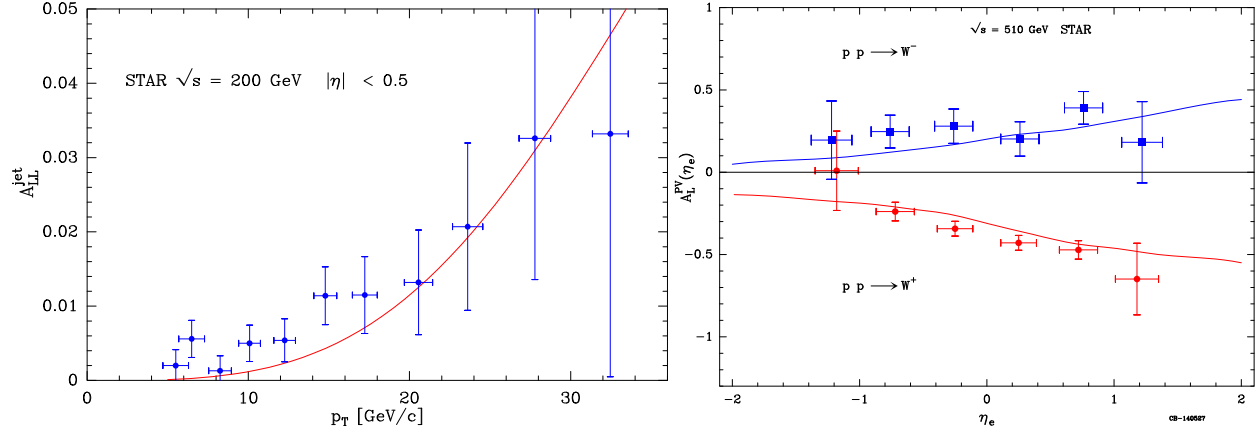


FIGURE 3. *Left:* Our predicted double-helicity asymmetry A_{LL}^{jet} for jet production at BNL-RHIC in the near-forward rapidity region, versus p_T (Taken from Ref. [7]). *Right:* The measured parity-violating helicity asymmetries A_L^{PV} for charged-lepton production at RHIC-BNL from STAR [11], through production and decay of W^\pm versus y_e , the charged-lepton rapidity. The solid curves are the predictions from the statistical approach.

REFERENCES

1. C. Bourrely, F. Buccella and J. Soffer, *Eur. Phys. J.* **C23**, 487 (2002).
2. C. Bourrely, F. Buccella and J. Soffer, *Phys. Rev.* **D83**, 074008 (2011).
3. C. Bourrely, F. Buccella and J. Soffer, *Int. J. of Mod. Phys.* **A28**, 1350026 (2013).
4. C. Bourrely, F. Buccella and J. Soffer, *Phys. Lett.* **B648**, 39 (2007).
5. C. Bourrely, F. Buccella and J. Soffer, *Mod. Phys. Lett.* **A18**, 771 (2003).
6. C. Bourrely, F. Buccella and J. Soffer, *Eur. Phys. J.* **C41**, 327 (2005).
7. C. Bourrely and J. Soffer, *Phys. Lett.* **B740**, 168 (2015).
8. D. de Florian, R. Sassot, M. Stratmann and W. Vogelsang, *Phys. Rev. Lett.* **113**, 012001 (2014).
9. E. R. Nocera *et al.* (NNPDF Collaboration), arXiv:1406.5539v2 [hep-ph].
10. STAR Collaboration, L. Adamczyk *et al.*, arXiv:1405.5134 [hep-ex].
11. STAR Collaboration, L. Adamczyk *et al.*, *Phys. Rev. Lett.* **113**, 072301 (2014).
12. C. Bourrely, F. Buccella and J. Soffer, *Phys. Lett.* **B726**, 296 (2013).