

Gyrotropic-nihility state in a composite ferrite-semiconductor structure

Vladimir R Tuz^{1,2}

¹ Institute of Radio Astronomy of National Academy of Sciences of Ukraine, 4, Chervonopraporna Street, Kharkiv 61002, Ukraine

² School of Radio Physics, Karazin Kharkiv National University, 4, Svobody Square, Kharkiv 61022, Ukraine

E-mail: tvr@rian.kharkov.ua

Abstract. Characteristics of the gyrotropic-nihility state are studied in a finely-stratified ferrite-semiconductor structure, which is under an action of an external static magnetic field. Investigations are carried out with the assistance of the effective medium theory, according to which the studied structure is approximated as a uniform gyroelectromagnetic medium. The theory of the gyrotropic-nihility state is developed in terms of the eigenwaves propagation in such gyroelectromagnetic medium. The frequency and angular dependencies of the transmittance, reflectance and absorption coefficient are presented. It turns out that in the frequency band around the frequency of gyrotropic-nihility state the studied structure appears to be matched to free space with both the refractive index and the wave impedance which results in its high transmittance almost in the entire range of angles of the electromagnetic wave incidence.

Keywords: electromagnetic theory, magneto-optical materials, effective medium theory, metamaterials.

PACS numbers: 42.25.Bs, 75.70.Ak, 78.20.Ci, 78.20.Ls, 78.67.Pt

Submitted to: *J. Phys.: Condens. Matter*

1. Introduction

The conception of “nihility” media [1] was firstly introduced into electromagnetics in regard to the theory of metamaterials. It determines a distinctive exotic state of a hypothetical lossless medium whose material parameters happen to be zero quantities. It corresponds to the fulfilment of the constitutive relations where the electric and magnetic flux densities are both equal to zero, $\vec{D} = 0$ and $\vec{B} = 0$. Thereby, the nihility medium exhibits a zero refractive index, so, there are $\nabla \times \vec{E} = 0$ and $\nabla \times \vec{H} = 0$, and the wave propagation in such extreme-parameter medium becomes forbidden in the absence of sources therein. It means that the directionality of the phase velocity in relation to the wavevector is a non-issue for this medium. Although the nihility media determined in such a way are unachievable in nature, they can be approximately simulated at a specified frequency.

As such approximation the theory of “epsilon-near-zero” and “mu-near-zero” materials [2, 3, 4] can be considered since it is fundamentally identical with the conception of nihility media. In this theory the Drude medium model is consistently used to simulate a certain dispersive medium in which real parts of both complex permittivity and complex permeability simultaneously acquire zero at a specified frequency, and the refractive index of the resulting medium appears to be zero value, too. It means that while the zero refractive index is not matched to free space, the wave impedance is matched one. The most intriguing properties of such medium is the nearly zero phase progression of propagating waves, which may be of interest in the problems of transformation optics [5], and can be employed for the efficient energy tunneling [6] and for the design of the next generation of waveguides [7]. Furthermore, a strong material dispersion leads to possibility of medium properties changing form being opaque “metals” to transparent dielectrics with a small variation of the material parameters around the epsilon-near-zero and mu-near-zero states.

However, further mixing together electric and magnetic responses of the medium, for example, by utilizing magneto-optic (gyrotropic) and/or bi-anisotropic effects, allows one to drastically change the peculiarities of the wave propagation in nihility media. For instance, in [8] it has been proposed a possible way to achieve a nihility state in a bi-isotropic medium using canonical chiral wire particles. The dispersive characteristics of the effective constitutive parameters of the medium are calculated on the basis of the Maxwell-Garnett mixing rule. It is found that, at a specified frequency, the real parts of both complex effective permittivity and complex effective permeability happen to be close to zero while the chirality parameter is maintained at a finite value. This distinct extreme-parameter state is referred to as “chiral-nihility”, and it turns out that, in contrast to the conventional nihility medium, in the chiral-nihility both the refractive index and the wave impedance appear to be matched to free space, and the directionality of the phase velocity relative to the wavevector would not be a non-issue any more. So, the wave propagation is allowed in chiral-nihility media, and, in particular, this wave propagation can be described in the term of two orthogonal circularly polarized eigenstates. It means that in this medium there are two eigenwaves with right- and left-circularly polarized states, and, noteworthy, one of these eigenwaves experiences a backward propagation[‡]. It results in some

[‡] We consider a backward wave as a wave in which the direction of the Poynting vector is opposite to that of its phase velocity. We assume that the direction of the energy flux is coincident with the direction of exponential decay of the wave’s field, caused by dissipation and absorption of the wave energy in the medium [9, 10].

exotic characteristics (e.g. wave tunneling and rejection) in the waves interaction with a single layer and a multilayer system consisting of such chiral-nihility media [11, 12, 13, 14].

More recently, the extreme-parameter nihility state has been also found for the other fundamental class of reciprocal bi-anisotropic media, namely, for omega materials [15]. The omega material is a reciprocal bi-anisotropic medium characterized with an antisymmetric magnetoelectric dyad (e.g., it is a composite material formed by inserting conductive Ω -shaped particles into a homogeneous dielectric host). In contrast to chiral media where the chirality breaks the symmetry of the propagation constants of the circularly polarized eigenwaves while the wave impedances are not affected, in omega materials the properties are dual: the magneto-electric coupling breaks the symmetry of the wave impedances while the propagation constants remain symmetric. In this case, too, the extreme “omega-nihility” state of the omega material appears at a specified frequency, when real parts of both complex permittivity and complex permeability of the medium happen to be close to zero, and the magnetoelectric parameter alone defines the material response. Among other effects, the omega-nihility material provides an extreme asymmetry in reflection from a material slab: the reflection coefficients from the two opposite sides differ by sign, while the transmission coefficient is symmetric as in any conventional reciprocal material slab.

It is a common knowledge that, besides chiral media, the circularly polarized eigenstates are also inherent to circularly birefringent (gyrotropic) materials (e.g. plasmas, ferrites and semiconductors) in the presence of an external static electric or magnetic field, when this field is biased to the specimen in the longitudinal geometry relative to the direction of the wave propagation (Faraday configuration). Such gyrotropic media are characterized by the permittivity or permeability tensor with non-zero off-diagonal elements (gyrotropic parameters). It is no wonder, that properly combining together gyroelectric and gyromagnetic materials into a uniform gyroelectromagnetic structure [16] allows one to reach a “gyrotropic-nihility” state at a specified frequency. In particular, as it has been shown in [17], in a composite finely-stratified ferrite-semiconductor structure the conditions of gyrotropic-nihility state are valid in the microwave band near the frequencies of ferromagnetic and plasma resonances. In this case real parts of diagonal elements of both complex effective permittivity and complex effective permeability tensors of such artificial medium simultaneously acquire zero, while the off-diagonal elements appear to be non-zero quantities. It is revealed that in this structure, in the certain frequency band, the backward propagation takes a place for one of the circularly polarized eigenwaves which can lead to some unusual features of the system and provides an enhanced polarization rotation, impedance matching and complete light transmission.

The objective of this paper is a formalization of the theory of the gyrotropic-nihility state in terms of the eigenwaves propagation in such composite finely-stratified ferrite-semiconductor structure.

2. Constituents of a composite ferrite-semiconductor structure

The essence of any nihility medium is extreme characteristics of its constitutive parameters. These extreme characteristics appear in the small region near singular points of dispersion curves where real parts of both complex permittivity and complex permeability simultaneously make transitions from negative to positive values or vice

versa. It is worth noting that media for which these transitions separately exist for permittivity or permeability may be directly found in nature. A well-known example is an electron gas, in which, due to the conduction current created by the drift of free electric charges, may efficiently interact with radiation as a continuous medium characterized by a Drude dispersion model, near the plasma frequency the real part of permittivity appears to be close to zero [18]. At infrared and optical frequencies some low loss noble metals (e.g. silver, gold), semiconductors (e.g. indium antimonide), and some polar dielectrics (e.g. silicon carbide) may behave an epsilon-near-zero state near their plasmas frequencies. At the same time, a mu-near-zero state is inherent to magnetic materials (e.g. ferromagnets, ferrimagnets) in the vicinity of a gyromagnetic resonance [19]. Thereby, although any nihility medium does not exist in nature in its pure form, there is a possibility of obtaining nihility artificially by mixing together materials which manifest epsilon-near-zero and mu-near-zero states in the same frequency range.

In particular, such an opportunity exists in the microwave part of spectrum where a low temperature magnetized plasma can be obtained whose dispersion properties are simultaneously defined by tensors of effective permittivity $\hat{\epsilon}_{eff}$ and effective permeability $\hat{\mu}_{eff}$. Its constituents are micron ferrite grains (e.g. yttrium iron garnet, YIG) admixed to the magnetized electron-ion plasma [20]. The dispersion of permeability is caused by the high frequency magnetization of the grain subsystem and is important in the vicinity of the frequency of a ferromagnetic resonance, which coincides with the electron cyclotron frequency. Since the resulting medium is under an action of the static magnetic field, an effect of gyrotropy appears. We predict that through careful adjustment of the ratio of the magnetic grain fraction in the plasma one can reach epsilon-near-zero and mu-near-zero states simultaneously at the same frequency, and, thus, achieve a gyrotropic-nihility.

As an alternative, a layered heterostructure can be considered [17, 21, 22]. It is constructed by periodically arranging into a certain uniform system of gyroelectric (semiconductor) and gyromagnetic (ferrite) layers, provided that these layers are optically thin and their underlying materials correspondingly have epsilon-near-zero and mu-near-zero states in the same frequency range. If the constitutive layers as well as the period of the final structure are optically thin (i.e. it is a finely-stratified one) the effective medium theory can be consistently applied in order to identify its homogenized material parameters. It results in the consideration of the finely-stratified structure as a homogeneous gyroelectromagnetic medium described by tensors of effective permittivity $\hat{\epsilon}_{eff}$ and effective permeability $\hat{\mu}_{eff}$ which possess some dispersion characteristics.

Thereby, further in this paper we consider a stack of N identical double-layer slabs (unit cells) periodically arranged along the z -axis (figure 1). Each unit cell is constructed by juxtaposition together of ferrite (with constitutive parameters $\epsilon_1, \hat{\mu}_1$) and semiconductor (with constitutive parameters $\hat{\epsilon}_2, \mu_2$) layers with thicknesses d_1 and d_2 , respectively. The structure's period is $L = d_1 + d_2$, and along the x and y directions the system is infinite. We suppose that the structure is a finely-stratified one, i.e. its characteristic dimensions d_1, d_2 and L are all much smaller than the wavelength in the corresponding layer $d_1 \ll \lambda, d_2 \ll \lambda$, and period $L \ll \lambda$ (the long-wavelength limit). An external static magnetic field \vec{M} is directed along the z -axis. The input $z \leq 0$ and output $z \geq NL$ half-spaces are homogeneous, isotropic and have constitutive parameters ϵ_0, μ_0 .

We use common expressions for underlying constitutive parameters of normally

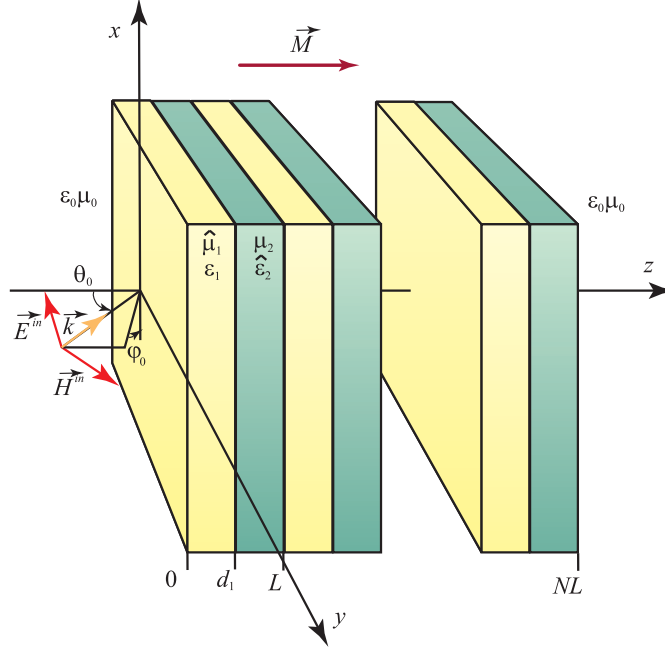


Figure 1. (Color online) A composite finely-stratified ferrite-semiconductor structure, which is under an action of an external static magnetic field.

magnetized ferrite and semiconductor layers with taking into account the losses. For ferrite layers the permittivity and permeability are defined in the form [23, 24]:

$$\varepsilon_1 = \varepsilon_f, \quad \hat{\mu}_1 = \begin{pmatrix} \mu_1^T & i\alpha & 0 \\ -i\alpha & \mu_1^T & 0 \\ 0 & 0 & \mu_1^L \end{pmatrix}, \quad (1)$$

where $\mu_1^T = 1 + \chi' + i\chi''$, $\chi' = \omega_0\omega_m[\omega_0^2 - \omega^2(1 - b^2)]D^{-1}$, $\chi'' = \omega\omega_m b[\omega_0^2 + \omega^2(1 + b^2)]D^{-1}$, $\alpha = \Omega' + i\Omega''$, $\Omega' = \omega\omega_m[\omega_0^2 - \omega^2(1 + b^2)]D^{-1}$, $\Omega'' = 2\omega^2\omega_0\omega_m bD^{-1}$, $D = [\omega_0^2 - \omega^2(1 + b^2)]^2 + 4\omega_0^2\omega^2 b^2$, ω_0 is the Larmor frequency and b is a dimensionless damping constant.

For semiconductor layers the permittivity and permeability are defined as follows [25]:

$$\hat{\varepsilon}_2 = \begin{pmatrix} \varepsilon_2^T & i\beta & 0 \\ -i\beta & \varepsilon_2^T & 0 \\ 0 & 0 & \varepsilon_2^L \end{pmatrix}, \quad \mu_2 = \mu_s, \quad (2)$$

where $\varepsilon_2^T = \varepsilon_l [1 - \omega_p^2(\omega + i\nu)[\omega((\omega + i\nu)^2 - \omega_c^2)]^{-1}]$, $\varepsilon_2^L = \varepsilon_l [1 - \omega_p^2[\omega(\omega + i\nu)]^{-1}]$,

$\beta = \varepsilon_l \omega_p^2 \omega_c [\omega((\omega + i\nu)^2 - \omega_c^2)]^{-1}$, ε_l is the part of permittivity attributed to the lattice, ω_p is the plasma frequency, ω_c is the cyclotron frequency and ν is the electron collision frequency in plasma.

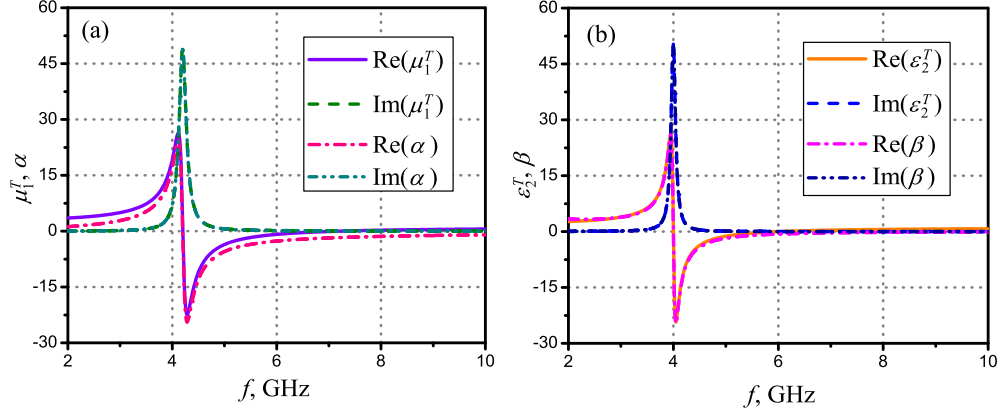


Figure 2. Frequency dependencies of (a) permeability and (b) permittivity of ferrite and semiconductor layers, respectively. We use typical parameters for these materials in the microwave region. For the ferrite layers, under saturation magnetization of 2000 G, parameters are: $\omega_0/2\pi = 4.2$ GHz, $\omega_m/2\pi = 8.2$ GHz, $b = 0.02$, $\varepsilon_f = 5.5$. For the semiconductor layers, parameters are: $\omega_p/2\pi = 4.5$ GHz, $\omega_c/2\pi = 4.0$ GHz, $\nu/2\pi = 0.05$ GHz, $\varepsilon_l = 1.0$, $\mu_s = 1.0$.

The frequency dependencies of the real and imaginary parts of the underlying permeability and permittivity calculated using equations (1) and (2) are presented in figure 2. Note that imaginary parts of μ_1^T , α and ε_2^T , β are so close to each other that the curves of their frequency dependencies coincide in the corresponding figures.

3. Homogenized material parameters of a gyroelectromagnetic medium

In the long-wavelength limit, in order to reveal the gyrotropic-nihility state conditions which are attainable in the studied structure, the effective medium theory can be engaged [17, 26]. From the viewpoint of this theory, the periodic structure is approximately represented as an anisotropic (gyroelectromagnetic) uniform medium whose optical axis is directed along the structure periodicity, and this medium is described with some tensors of effective permittivity $\hat{\varepsilon}_{eff}$ and effective permeability $\hat{\mu}_{eff}$ which should be retrieved.

Let us consider a unit cell of the studied structure. It is made of two layers $0 < z < d_1$ and $d_1 < z < L$ of dissimilar materials whose constitutive relations are as follows:

$$\left. \begin{array}{l} \vec{D} = \varepsilon_1 \vec{E} \\ \vec{B} = \hat{\mu}_1 \vec{H} \end{array} \right\} 0 < z < d_1, \quad \left. \begin{array}{l} \vec{D} = \hat{\varepsilon}_2 \vec{E} \\ \vec{B} = \mu_2 \vec{H} \end{array} \right\} d_1 < z < L. \quad (3)$$

In general form, in Cartesian coordinates, the system of Maxwell's equations for each

layer has a form§

$$\begin{aligned} ik_y H_z - \partial_z H_y &= -ik_0(\hat{\varepsilon}_j \vec{E})_x, & ik_y E_z - \partial_z E_y &= ik_0(\hat{\mu}_j \vec{H})_x, \\ \partial_z H_x - ik_x H_z &= -ik_0(\hat{\varepsilon}_j \vec{E})_y, & \partial_z E_x - ik_x E_z &= ik_0(\hat{\mu}_j \vec{H})_y, \\ ik_x H_y - ik_y H_x &= -ik_0(\hat{\varepsilon}_j \vec{E})_z, & ik_x E_y - ik_y E_x &= ik_0(\hat{\mu}_j \vec{H})_z, \end{aligned} \quad (4)$$

where $\partial_z = \partial/\partial z$; $k_x = k_0 \sin \theta_0 \cos \varphi_0$ and $k_y = k_0 \sin \theta_0 \sin \varphi_0$ are tangential components of the wavevector \vec{k} ; θ_0 and φ_0 are polar and azimuthal angles, respectively, which define the electromagnetic wave propagation direction; $k_0 = \omega/c$ is the free-space wavenumber; $j = 1, 2$; $\hat{\varepsilon}_1$ and $\hat{\mu}_2$ are the tensors with ε_1 and μ_2 on their main diagonal and zeros elsewhere (i.e., $\hat{\varepsilon}_1 = \varepsilon_1 \hat{I}$, $\hat{\mu}_2 = \mu_2 \hat{I}$, where \hat{I} is the identity tensor). From six components of the electromagnetic field \vec{E} and \vec{H} , only four are independent. Thus the components E_z and H_z can be eliminated from system (4), and derived a set of four first-order linear differential equations related to the transversal field components inside a layer of the structure [27]. The obtained sets of equations can be abbreviated by using a matrix notation:

$$\partial_z \vec{\Psi}(z) = ik_0 \mathbf{A}(z) \vec{\Psi}(z), \quad 0 < z < L. \quad (5)$$

In this equation, $\vec{\Psi} = \{E_x, E_y, H_x, H_y\}'$ is a four-component column vector (here the prime symbol denotes the matrix transpose operator), while the 4×4 matrix function $\mathbf{A}(z)$ is piecewise uniform as

$$\mathbf{A}(z) = \begin{cases} \mathbf{A}_1, & 0 < z < d_1, \\ \mathbf{A}_2, & d_1 < z < L, \end{cases} \quad (6)$$

where the matrices \mathbf{A}_1 and \mathbf{A}_2 correspond to ferrite and semiconductor layers, respectively.

Since the vector $\vec{\Psi}$ is known in the plane $z = 0$, equation (5) is related to the Cauchy problem [28] whose solution is straightforward, because the matrix $\mathbf{A}(z)$ is piecewise uniform. Thus, the field components referred to boundaries of the double-layer period of the structure are related as||

$$\vec{\Psi}(L) = \mathbf{M}_2 \vec{\Psi}(d_1) = \mathbf{M}_2 \mathbf{M}_1 \vec{\Psi}(0) = \mathfrak{M} \vec{\Psi}(0) = \exp[ik_0 \mathbf{A}_2 d_2] \exp[ik_0 \mathbf{A}_1 d_1] \vec{\Psi}(0), \quad (7)$$

where \mathbf{M}_j and \mathfrak{M} are the transfer matrices of the corresponding layer ($j = 1, 2$) and the period, respectively.

Suppose that γ_j is the eigenvalue of the corresponding matrix $k_0 \mathbf{A}_j$ ($\det[k_0 \mathbf{A}_j - \gamma_j \mathbf{I}] = 0$), and \mathbf{I} is the 4×4 identity matrix. When $|\gamma_j| d_j \ll 1$ (i.e., both layers in the period are optically thin), the next long-wave approximation can be used [26]

$$\exp[ik_0 \mathbf{A}_2 d_2] \exp[ik_0 \mathbf{A}_1 d_1] \simeq \mathbf{I} + ik_0 \mathbf{A}_1 d_1 + ik_0 \mathbf{A}_2 d_2. \quad (8)$$

Let us now consider a single layer of effective permittivity $\hat{\varepsilon}_{eff}$, effective permeability $\hat{\mu}_{eff}$ and thickness L . Quantity \mathbf{A}_{eff} can be defined in a way similar to (7):

$$\vec{\Psi}(L) = \mathfrak{M}_{eff} \vec{\Psi}(0) = \exp[ik_0 \mathbf{A}_{eff} L] \vec{\Psi}(0). \quad (9)$$

§ Hence, the field vectors will be supposed to contain a time factor of the form $\exp(-i\omega t)$.

|| The series $\exp(\mathbf{X}) = \mathbf{I} + \sum_{m=1}^{\infty} \frac{1}{m!} \mathbf{X}^m$ converges for square matrices \mathbf{X} , i.e. function $\exp(\mathbf{X})$ is defined for all square matrices [28].

Provided that γ_{eff} is the eigenvalue of the matrix $k_0 \mathbf{A}_{eff}$ ($\det[k_0 \mathbf{A}_{eff} - \gamma_{eff} \mathbf{I}] = 0$) and $|\gamma_{eff}|L \ll 1$ (i.e., the entire composite layer is optically thin as well), the next approximation follows

$$\exp[ik_0 \mathbf{A}_{eff} L] \simeq \mathbf{I} + ik_0 \mathbf{A}_{eff} L. \quad (10)$$

Equations (8) and (10) permit us to establish the following equivalence between bilayer and single layer:

$$\mathbf{A}_{eff} = f_1 \mathbf{A}_1 + f_2 \mathbf{A}_2, \quad (11)$$

where $f_j = d_j/L$, and the elements of the matrices \mathbf{A}_1 , \mathbf{A}_2 and \mathbf{A}_{eff} one can find in Appendix A.

From equation (11), in the particular case of coincidence of the directions of both the wave propagation and the static magnetic field bias ($\theta_0 = 0$), the following simple expressions for the effective constitutive parameters of the homogenized medium can be obtained:

$$\begin{aligned} \mu_{eff}^T &= f_1 \mu_1^T + f_2 \mu_2, & \alpha_{eff} &= f_1 \alpha, \\ \varepsilon_{eff}^T &= f_1 \varepsilon_1 + f_2 \varepsilon_2^T, & \beta_{eff} &= f_2 \beta. \end{aligned} \quad (12)$$

The effective constitutive parameters calculated according to equalities (12) are given in figure 3. One can see that there is a frequency range where real parts of both μ_{eff}^T and ε_{eff}^T reach zero. It is significant that, by special adjusting ferrite and semiconductor types, the external static magnetic field strength and the ratio of the layers' thicknesses, it is possible to obtain the condition where real parts of both μ_{eff}^T and ε_{eff}^T simultaneously acquire zero at the same frequency. Note well that at this frequency, the parameters α_{eff} and β_{eff} are non-zero and the medium losses are relatively small [see, figures 3(b) and (c)]. We define exactly this situation as a gyrotropic-nihility state. In the structure under consideration such gyrotropic-nihility state appears at a particular frequency $f_{gn} \approx 4.94$ GHz which is distinguished in figure 3(a) by an arrow. It is expectable that in the general case when the directions of the static magnetic field bias and the wave propagation do not coincide ($\theta_0 \neq 0$), the gyrotropic-nihility state can acquire some changes, but nevertheless it should stay distinguishable. We discuss these changes further through the eigenwaves and structure's transmittance analysis.

4. Eigenwaves and gyrotropic-nihility state

Evidently, the formulation of the eigenvalue problem on the matrix \mathbf{A}_{eff} ($\det[\mathbf{A}_{eff} - \eta \mathbf{I}] = 0$), whose coefficients are defined as (11), yields us the characteristic equation on the effective refractive index η of the medium. Thus, we arrive to the following biquadratic equation with respect to η^2 [18, 20]:

$$A\eta^4 + B\eta^2 + C = 0, \quad (13)$$

where $A = 1$; $B = -2(\varepsilon_{eff}^T \mu_{eff}^T + \alpha_{eff} \beta_{eff}) + (\varepsilon_{eff}^T / \varepsilon_{eff}^L + \mu_{eff}^T / \mu_{eff}^L)(k_x^2 + k_y^2) / k_0^2$ and $C = [(\mu_{eff}^T)^2 - \alpha_{eff}^2 - (k_x^2 + k_y^2) \mu_{eff}^T / k_0^2 \varepsilon_{eff}^L][(\varepsilon_{eff}^T)^2 - \beta_{eff}^2 - (k_x^2 + k_y^2) \varepsilon_{eff}^T / k_0^2 \mu_{eff}^L]$ are known functions of frequency.

One can see that regarding the eigenwaves propagation in an unbounded gyroelectromagnetic medium, the problem acquires the cylindrical symmetry which results in the independence of solutions of biquadratic equation (13) on the azimuthal angle φ_0 , since there is $(k_x^2 + k_y^2) / k_0^2 = \sin^2 \theta_0$. Thereby these solutions are

$$\eta_{\pm}^2(\omega, \theta_0) = \frac{-B \pm \sqrt{B^2 - 4AC}}{2A} = \varepsilon_{\pm} \mu_{\pm}. \quad (14)$$

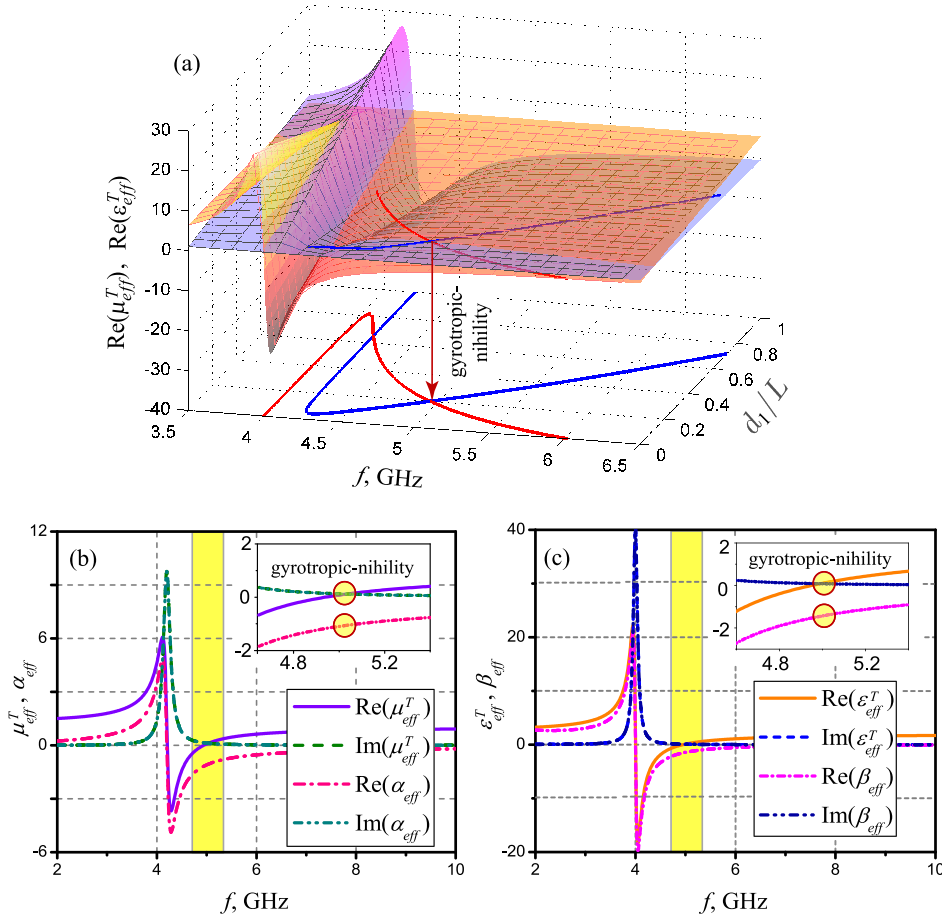


Figure 3. (Color online) (a) Two surfaces depict behaviors of real parts of effective permeability (purple surface) and effective permittivity (orange surface) versus frequency and the ratio of the layers' thicknesses. The blue and red curves plotted on the surfaces show the mu-near-zero and epsilon-near-zero states, respectively. Curves at the bottom are just projections and are given for an illustrative purpose. Dispersion curves of the tensor components of (b) effective permeability and (c) effective permittivity at particular structure parameters ($d_1 = 0.05$ mm, $d_2 = 0.2$ mm) for which the gyrotropic-nihility state exists. Other parameters of the ferrite and semiconductor layers are the same as in figure 2; $L = 0.25$ mm.

Obtained root branches describe two effective refractive indexes η_+ and η_- related to two distinct eigenwaves with propagation constants γ_+ and γ_- ($\gamma_{\pm} = k_0\eta_{\pm}$). Those are the ordinary (+) and extraordinary (-) waves, respectively, as it is accepted in the optics community, and in the general case of $\theta_0 \neq 0$, these eigenwaves are elliptically polarized ones. Remarkably that each eigenwave propagates through its own medium with distinctive constitutive parameters ε_+ , μ_+ and ε_- , μ_- for ordinary and extraordinary eigenwave, respectively.

For lossless medium the electromagnetic waves can propagate through a medium only if the condition $\eta_{\pm}^2(\omega, \theta_0) > 0$ holds. Nevertheless, equation (14) does not specify a sign of the refractive index. So the sign of η must be chosen providing that the energy carrying by the wave goes away from the source. Here the situation is possible when directions of the Poynting vector $\vec{S} = (c/8\pi) \text{Re}\{\vec{E} \times \vec{H}^*\}$ and the wavevector \vec{k} do not coincide and so-called backward propagation appears. This problem has been discussed before in many papers related to the double-negative (left-handed) materials including those addressed on the circularly birefringent (gyrotropic) media (e.g., see [9, 20, 29, 30, 31]), and so we omit the details here. Howbeit, in our case the medium losses should be taken into consideration, and the signs of the real and imaginary parts of the complex refractive index $\eta_{\pm} = \eta'_{\pm} + i\eta''_{\pm}$ can be determined from the solution of the next equation [32]

$$(\eta'_{\pm} + i\eta''_{\pm})^2 = (\varepsilon'_{\pm} + i\varepsilon''_{\pm}) (\mu'_{\pm} + i\mu''_{\pm}), \quad (15)$$

which is further reduced to the set of two equations obtained by deriving the real and imaginary parts from (15)

$$(\eta'_{\pm})^2 - (\eta''_{\pm})^2 = \varepsilon'_{\pm}\mu'_{\pm} - \varepsilon''_{\pm}\mu''_{\pm}, \quad 2\eta'_{\pm}\eta''_{\pm} = \varepsilon'_{\pm}\mu''_{\pm} + \varepsilon''_{\pm}\mu'_{\pm}. \quad (16)$$

Thus, in order to ensure an electromagnetic wave damping as the wave propagates through the medium, the imaginary parts of permittivity, permeability and refractive index all must be positive quantities ($\varepsilon''_{\pm} > 0$, $\mu''_{\pm} > 0$, and $\eta''_{\pm} > 0$). From these conditions it follows that according to the second equation in (16) the sign of η'_{\pm} is defined by the signs and absolute values of ε'_{\pm} and μ'_{\pm} , and in the particular case of the double-negative medium ($\varepsilon'_{\pm} < 0$, $\mu'_{\pm} < 0$) the real part of refractive index η'_{\pm} must be determined as a negative quantity [29].

Keeping this in mind, the root branches (14) of equation (13) are properly chosen and plotted in figure 4 for two different values of the polar angle θ_0 . Each plot consists of four dispersion curves, from which we distinguish a pair of effective refractive indexes η_+ and η_- having positive imaginary parts [see, figures 4(b) and (c)]. It can be seen that the curves within this pair demonstrate drastically distinctive features. While the dispersion curve of the refractive index η_- related to the extraordinary eigenwave undergoes a small monotonic increasing with $\eta'_- > 1$ and $\eta''_- \approx 0$, the dispersion curve of the refractive index η_+ related to the ordinary eigenwave experiences considerable changing in which η'_+ has consistently gone through negative values to positive ones and η''_+ acquires some maximum. Thus, based on characteristics of η_+ , the whole frequency range of interest can be divided into three specific bands. The first frequency band is located between 2 GHz and 4 GHz where η'_+ is a positive quantity and η''_+ is very significant. In the second band from 4 GHz to 6 GHz, η'_+ is a negative value which eventually acquires a transition to positive one on the band boundaries while η''_+ decreases as the frequency rises. And finally, in the third frequency band which starts from 6 GHz, η_+ and η_- become comparable quantities. Besides, one can see that in

the second frequency band there is a particular frequency $f_{gn} \approx 4.94$ GHz, where the condition $\eta'_- = -\eta'_+$ holds which is related to the gyrotropic-nihility state. The latter situation is marked out in the inset of figure 4(a) with circles. Before proceeding to this particular state, we should note that when $\theta_0 \neq 0$ all the mentioned frequency bands can be still readily distinguished. However the condition $\eta'_- = -\eta'_+$ of the gyrotropic-nihility state shifts toward higher frequencies and begins to hold in a certain frequency band rather than a particular frequency. Exactly this peculiarity is marked out in the inset of figure 4(c) with ellipses.

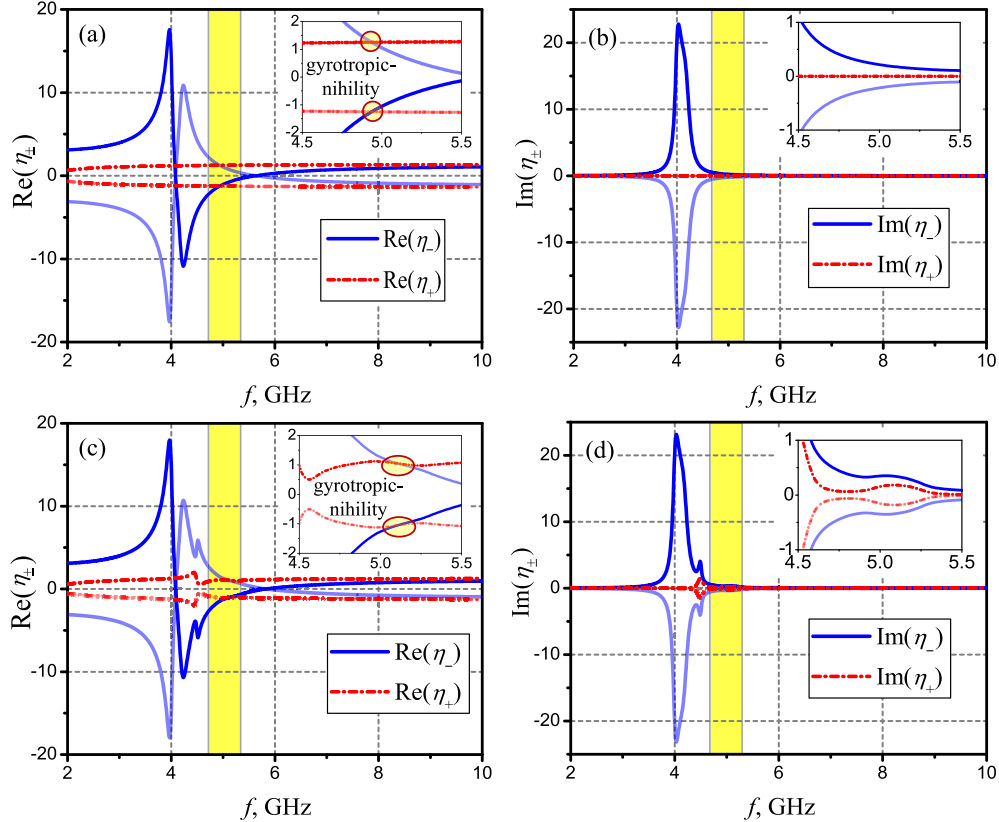


Figure 4. (Color online) Dispersion curves of the refractive indexes η_{\pm} for (a), (b) $\theta_0 = 0$ deg and (c), (d) $\theta_0 = 25$ deg. A pair of η_+ and η_- is distinguished in each plot with bright lines for which conditions $\eta''_+ \geq 0$ and $\eta''_- \geq 0$ hold. Curves for which conditions $\eta''_+ < 0$ and $\eta''_- < 0$ hold are plotted with pale lines. Parameters of the ferrite and semiconductor layers are the same as in figure 2; $d_1 = 0.05$ mm, $d_2 = 0.2$ mm.

Fortunately in the case when the electromagnetic waves propagation is parallel to the magnetic field bias ($\theta_0 = 0$) equation (13) has simple analytical solutions

$$\eta_{\pm}^2(\omega, 0) = (\mu_{eff}^T \pm \alpha_{eff})(\varepsilon_{eff}^T \pm \beta_{eff}), \quad (17)$$

that allows us to analyze in more details the conditions at which the gyrotropic-nihility state occurs. At the same time, we recall that when $\eta'_{\pm}(\omega, 0) > 0$, η_+ and η_- in equation (17) are related to two eigenwaves which propagate along the positive

direction of the z -axis with right- and left-circular polarizations, respectively[¶].

From figures 3(b) and (c) one can conclude that in the whole considered frequency band the imaginary parts of diagonal and off-diagonal components of both effective permeability and effective permittivity tensors are close values $((\mu_{eff}^T)'' \approx \alpha_{eff}''$, $(\varepsilon_{eff}^T)'' \approx \beta_{eff}''$), while the real parts of diagonal elements of both tensors are greater than the real parts of the corresponding gyrotropic parameters $((\mu_{eff}^T)' > \alpha'_{eff}$, $(\varepsilon_{eff}^T)' > \beta'_{eff}$). Since all imaginary parts of the constitutive parameters must be positive quantities, the sign and absolute values of their real parts obviously define the sign of the refractive indexes related to the ordinary and extraordinary eigenwaves.

Thus, in accordance with the mentioned above characteristics of the complex effective constitutive parameters, it is appreciated that in the whole considered frequency band the refractive index η_- related to the extraordinary eigenwave is a positive quantity with the vanishingly small imaginary part. At once, the refractive index η_+ related to the ordinary eigenwave can be either positive or negative quantity in the corresponding frequency bands. In particular it becomes a negative quantity in the frequency bands where the next conditions hold: (i) $(\mu_{eff}^T)' < 0$, $(\varepsilon_{eff}^T)' < 0$; (ii) $\alpha'_{eff} < 0$, $\beta'_{eff} < 0$ and $|(\mu_{eff}^T)'| < |\alpha'_{eff}|$, $|(\varepsilon_{eff}^T)'| < |\beta'_{eff}|$; (iii) $(\mu_{eff}^T)' < 0$, $|(\varepsilon_{eff}^T)'| < |\beta'_{eff}|$ or $|(\mu_{eff}^T)'| < |\alpha'_{eff}|$, $(\varepsilon_{eff}^T)' < 0$, and it is evident that in all these bands the imaginary part of η_+ cannot be zero. From our estimations the figure of merit $\Phi_{\pm} = |\eta'_{\pm}|/|\eta''_{\pm}|$ is the order of tens and hundreds for ordinary and extraordinary eigenwaves, respectively. It means that there is a different damping of the ordinary and extraordinary eigenwaves as they propagate through the medium, which is a known manifestation of the circular dichroism.

Remarkably, from this set of conditions, the second one is unambiguously satisfied at the particular frequency of the gyrotropic-nihility state f_{gn} , where $(\mu_{eff}^T)'$ and $(\varepsilon_{eff}^T)'$ simultaneously appear to be close to zero. In this case the imaginary parts of μ_{eff}^T , α_{eff} and ε_{eff}^T , β_{eff} are relatively small, so we can write $|\varepsilon_{\pm}\mu_{\pm}| \approx |\alpha'_{eff}\beta'_{eff}|$, which leads to the following approximate equalities related to the eigenwaves propagation constants

$$\gamma_- \approx -\gamma_+ \approx k_0 \sqrt{|\alpha'_{eff}\beta'_{eff}|}. \quad (18)$$

Thus, the propagation constants of the ordinary and extraordinary eigenwaves are equal in the magnitude but opposite in sign to each other, and thus a backward propagation appears for the ordinary eigenwave while for the extraordinary eigenwave it is a forward one. So, it turns out that at the frequency of the gyrotropic-nihility state, both ordinary γ_+ and extraordinary γ_- eigenwaves appear to be left-circularly polarized. This is because the wavevector \vec{k} of the ordinary eigenwave now reverses its direction and the handedness changes, accordingly, from left to right (see, figure 5).

It is particularly remarkable that at the gyrotropic-nihility state, the effective gyrotropic parameters α_{eff} and β_{eff} are close in value to each other and their real parts simultaneously approach unity which can be clearly seen in figure 3. It leads to the fact that the studied medium appears to be matched to free space with both the refractive index and the wave impedance. Directly at the gyrotropic-nihility frequency f_{gn} , the normalized impedances related to the ordinary and extraordinary waves are

[¶] We use here the optical community convention on the handedness of the circular polarization. According to this convention right-circularly polarized light is defined as a clockwise rotation of the electric vector when the observer is looking against the direction the wave is traveling.

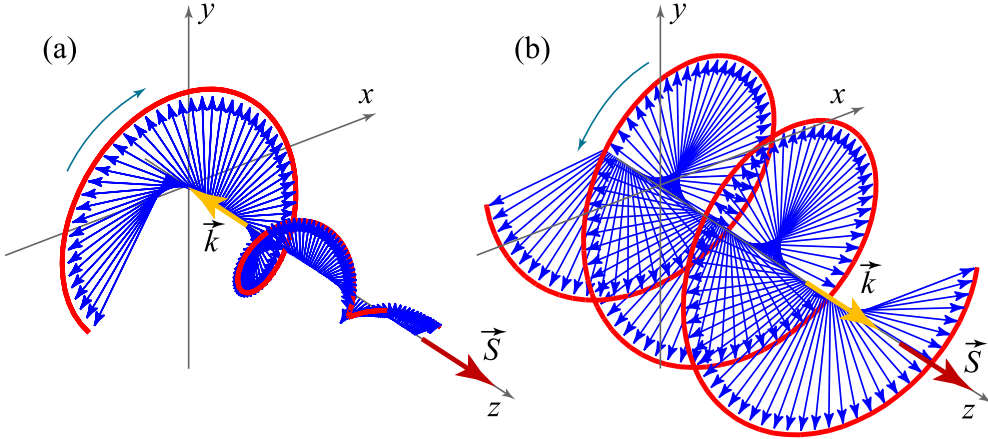


Figure 5. (Color online) Instantaneous electric field distribution for (a) ordinary eigenwave and (b) extraordinary eigenwave at the particular frequency of the gyrotropic-nihility state $f_{gn} = 4.94$. Parameters of the ferrite and semiconductor layers are the same as in figure 2; $\theta_0 = 0$ deg, $d_1 = 0.05$ mm, $d_2 = 0.2$ mm.

almost indistinguishable and are both positive quantities because when calculating the normalized impedance it is need to take the root branch as $Z_{\pm} = \sqrt{\mu^{\pm}/\varepsilon^{\pm}} > 0$ [29]

$$Z_+ \approx Z_- \approx \sqrt{\frac{|\alpha'_{eff}|}{|\beta'_{eff}|}}, \quad (19)$$

Therefore it turns out that this simultaneous matching of both the refractive index and the wave impedance to free space should inevitably result in the reflectionless interaction of electromagnetic waves when they impinge on the studied structure having a finite number of periods.

5. Wave transmission through a gyrotropic-nihility layer

In order to find the transmittance and reflectance of the studied structure, we use the results of [27] and write the solution of equation (5) in the form

$$\vec{\Psi}(0) = (\mathfrak{M}^N)^{-1} \vec{\Psi}(NL) = \mathfrak{T} \vec{\Psi}(NL), \quad (20)$$

where the field vector $\vec{\Psi}$ at the input and output structure's surfaces consists of the incident, reflected and transmitted wave contributions as

$$\vec{\Psi}(0) = \vec{\Psi}_{inc} + \vec{\Psi}_{ref}, \quad \vec{\Psi}(NL) = \vec{\Psi}_{tr}. \quad (21)$$

The vectors $\vec{\Psi}_{inc}$, $\vec{\Psi}_{ref}$ and $\vec{\Psi}_{tr}$ are composed from tangential components of the electromagnetic field, and in turn these components are determined by their complex amplitudes. In the general case, the numerical solution of the Cauchy problem (5) for particular structure's layers results in the matrices \mathbf{M}_1 and \mathbf{M}_2 , and then subsequent rising of their product $\mathfrak{M} = \mathbf{M}_2 \mathbf{M}_1$ to the power N allows us to find both the coefficients of the transfer matrix \mathfrak{T} and the complex amplitudes of the transmitted and reflected fields (we refer the reader to Ref. [27] here for further details on the

calculation procedure). The ratios between the amplitudes of the transmitted field and the incident field, and between the amplitudes of the reflected field and the incident field establish the complex transmission and reflection coefficients, respectively, which can be calculated as functions of the frequency and angle of wave incidence, $T(\omega, \theta_0)$ and $R(\omega, \theta_0)$. Accordingly, the quantities $|T|^2$, $|R|^2$ and $W = 1 - |T|^2 - |R|^2$ are defined as the transmittance, reflectance and absorption coefficient.

In figure 6(a) the transmittance calculated as a function of the frequency and angle of incidence is shown in the form of a surface plot. One can see that this surface is quite smooth on the distance from the ferromagnetic and plasma resonances. At once, in the frequency band of interest (4.5 GHz – 5.5 GHz) there is a specific ridge on the surface where the transmittance reaches high values. This ridge runs through almost the entire range of angles, and maximum of the transmittance appears near the frequency of the gyrotropic-nihility state $f_{gn} = 4.94$ GHz, which is distinguished on the bottom contour by an arrow. Such high transmittance obviously appears due to the mentioned peculiarities of the refractive index and the wave impedance that are both matched to free space.

This feature is also confirmed by the curves plotted in the bottom planes of figure 6, where the transmittance, reflectance and absorption coefficient are presented for two different values of the frequency and polar angle. Here again, the frequency of the gyrotropic-nihility state is marked by an arrow. From curves plotted in figure 6(b) one can conclude that despite the fact that the angle of incidence rises the minimum of reflectance remains to be nearly the frequency of the gyrotropic-nihility state wherein a certain absorption in the medium exists.

Besides, in figure 6(c) the first frequency is chosen at the gyrotropic-nihility state while the second one is selected to be far from the frequencies of the gyrotropic-nihility state and the ferromagnetic and plasma resonances. At the frequency of $f = 10$ GHz, the curves have typical form where the transmittance monotonically decreases and the reflectance monotonically increases as the angle of incidence rises. On the other hand, at the frequency of the gyrotropic-nihility state, the curves of the transmittance and reflectance are different drastically from those of the discussed case. Thus, the level of the transmittance/reflectance remains to be invariable almost down to the glancing angles. At the same time, the reflectance is small down to the glancing angles because at this frequency the medium is matched to free space.

6. Conclusions

To conclude, in this paper we study characteristics of the gyrotropic-nihility state in a finely-stratified ferrite-semiconductor structure which is under an action of an external static magnetic field applied in the Faraday configuration. In the long-wavelength limit, when the structure's layers as well as its period are optically thin, with an assistance of the effective medium theory, the studied structure is approximated as a uniform gyroelectromagnetic medium defined with effective permittivity and effective permeability tensors. In general, the investigations of the eigenwaves propagation in such gyroelectromagnetic medium were carried out on the basis of numerical calculations. At the same time, in the case, when directions of the electromagnetic waves propagation and the static magnetic field bias are coincident, the components of effective permittivity and effective permeability tensors, effective refractive indexes and normalized wave impedances are obtained analytically.

The gyrotropic-nihility phenomenon is considered as some extreme-parameter

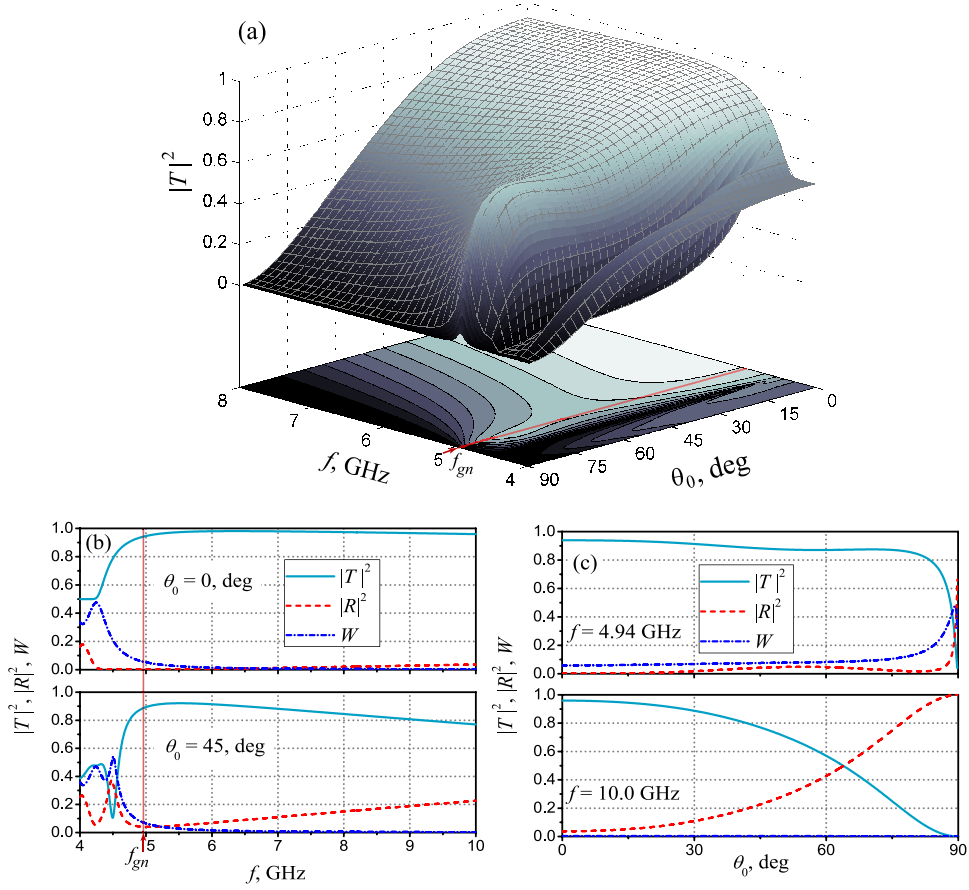


Figure 6. (Color online) (a) Transmittance as a function of the frequency and the polar angle of incidence of the plane monochromatic wave for a finely-stratified structure with $N = 10$ periods which corresponds to the equivalent gyroelectromagnetic layer with thickness $NL = 2.5$ mm. (b), (c) The frequency and angular dependencies of the transmittance, reflectance and absorption coefficient for the same structure. Parameters of the ferrite and semiconductor layers are the same as in figure 2; $d_1 = 0.05$ mm, $d_2 = 0.2$ mm.

state that appears in a small region near singular points of dispersion curves where real parts of the diagonal components of both complex effective permittivity and complex effective permeability tensors simultaneously make transitions from negative to positive values while the off-diagonal components of the corresponding tensors remain to be non-zero quantities. On the basis of these constitutive parameters the peculiarities of the ordinary and extraordinary eigenwaves propagation are studied and the possibility of achieving a double-negative condition at a particular frequency of the gyrotropic-nihility state is predicted. In particular, it turns out that the propagation constants of the ordinary and extraordinary eigenwaves are equal in the magnitude but opposite in sign to each other, and thus a backward propagation appears for the ordinary eigenwave while for the extraordinary eigenwave it is a forward one. Therefore, at the frequency of the gyrotropic-nihility state, both ordinary and extraordinary eigenwaves appear to be left-circularly polarized because the wavevector of the ordinary eigenwave reverses its direction and the handedness changes, accordingly, from left to right.

The frequency and angular dependencies of the transmittance, reflectance and absorption coefficient are presented. It turns out that near the gyrotropic-nihility state the studied structure is matched to free space with both the refractive index and the wave impedance which results in its high transmittance almost in the entire range of angles of the electromagnetic waves incidence. We believe that this outcome can be of great interest, particularly, in the problem of transformation optics.

Appendix A.

The matrix \mathbf{A} in equation (5) can be written in the 2×2 block representation [33]

$$\mathbf{A} = \begin{pmatrix} \mathbf{0} & \mathbf{A}^+ \\ \mathbf{A}^- & \mathbf{0} \end{pmatrix}, \quad (\text{A.1})$$

where $\mathbf{0}$ is the 2×2 matrix with all its entries being zero, and for the ferrite (\mathbf{A}_1), semiconductor (\mathbf{A}_2) and entire composite (\mathbf{A}_{eff}) layers corresponding matrices \mathbf{A}^\pm are [17]:

$$\mathbf{A}_1^+ = \begin{pmatrix} k_x k_y / k_0^2 \varepsilon_1 + i\alpha & \mu_1^T - k_x^2 / k_0^2 \varepsilon_1 \\ -\mu_1^T + k_y^2 / k_0^2 \varepsilon_1 & -k_x k_y / k_0^2 \varepsilon_1 + i\alpha \end{pmatrix}, \quad (\text{A.2})$$

$$\mathbf{A}_1^- = \begin{pmatrix} -k_x k_y / k_0^2 \mu_1^L & -\varepsilon_1 + k_x^2 / k_0^2 \mu_1^L \\ \varepsilon_1 - k_y^2 / k_0^2 \mu_1^L & k_x k_y / k_0^2 \mu_1^L \end{pmatrix}, \quad (\text{A.3})$$

$$\mathbf{A}_2^+ = \begin{pmatrix} k_x k_y / k_0^2 \varepsilon_2^L & \mu_2 - k_x^2 / k_0^2 \varepsilon_2^L \\ -\mu_2 + k_y^2 / k_0^2 \varepsilon_2^L & -k_x k_y / k_0^2 \varepsilon_2^L \end{pmatrix}, \quad (\text{A.4})$$

$$\mathbf{A}_2^- = \begin{pmatrix} -k_x k_y / k_0^2 \mu_2 - i\beta & -\varepsilon_2^T + k_x^2 / k_0^2 \mu_2 \\ \varepsilon_2^T - k_y^2 / k_0^2 \mu_2 & k_x k_y / k_0^2 \mu_2 - i\beta \end{pmatrix}, \quad (\text{A.5})$$

$$\mathbf{A}_{eff}^+ = \begin{pmatrix} k_x k_y / k_0^2 \varepsilon_{eff}^L + i\alpha_{eff} & \mu_e^T - k_x^2 / k_0^2 \varepsilon_e^L \\ -\mu_{eff}^T + k_y^2 / k_0^2 \varepsilon_{eff}^L & -k_x k_y / k_0^2 \varepsilon_{eff}^L + i\alpha_{eff} \end{pmatrix}, \quad (\text{A.6})$$

$$\mathbf{A}_{eff}^- = \begin{pmatrix} -k_x k_y / k_0^2 \mu_{eff}^L - i\beta_{eff} & -\varepsilon_{eff}^T + k_x^2 / k_0^2 \mu_{eff}^L \\ \varepsilon_{eff}^T - k_y^2 / k_0^2 \mu_{eff}^L & k_x k_y / k_0^2 \mu_{eff}^L - i\beta_{eff} \end{pmatrix}. \quad (\text{A.7})$$

Acknowledgments

This work was supported by National Academy of Sciences of Ukraine with Program ‘Nanotechnologies and Nanomaterials,’ Project no. 1.1.3.17.

References

- [1] Lakhtakia A. An electromagnetic trinity from ‘negative permittivity’ and ‘negative permeability’. *International Journal of Infrared and Millimeter Waves*. 2002;23(6):813–818. Available from: <http://dx.doi.org/10.1023/A:3A1015726915359>.
- [2] Ziolkowski RW. Propagation in and scattering from a matched metamaterial having a zero index of refraction. *Phys Rev E*. 2004 Oct;70:046608. Available from: <http://link.aps.org/doi/10.1103/PhysRevE.70.046608>.
- [3] Alù A, Silveirinha MG, Salandrino A, Engheta N. Epsilon-near-zero metamaterials and electromagnetic sources: Tailoring the radiation phase pattern. *Phys Rev B*. 2007 Apr;75:155410. Available from: <http://link.aps.org/doi/10.1103/PhysRevB.75.155410>.
- [4] Davoyan AR, Mahmoud AM, Engheta N. Optical isolation with epsilon-near-zero metamaterials. *Opt Express*. 2013 Feb;21(3):3279–3286. Available from: <http://www.opticsexpress.org/abstract.cfm?URI=oe-21-3-3279>.
- [5] Yan W, Yan M, Qiu M. Generalized nihility media from transformation optics. *Journal of Optics*. 2011;13(2):024005. Available from: <http://stacks.iop.org/2040-8986/13/i=2/a=024005>.
- [6] Liu R, Cheng Q, Hand T, Mock JJ, Cui TJ, Cummer SA, et al. Experimental demonstration of electromagnetic tunneling through an epsilon-near-zero metamaterial at microwave frequencies. *Phys Rev Lett*. 2008 Jan;100:023903. Available from: <http://link.aps.org/doi/10.1103/PhysRevLett.100.023903>.
- [7] Edwards B, Alù A, Young ME, Silveirinha M, Engheta N. Experimental verification of epsilon-near-zero metamaterial coupling and energy squeezing using a microwave waveguide. *Phys Rev Lett*. 2008 Jan;100:033903. Available from: <http://link.aps.org/doi/10.1103/PhysRevLett.100.033903>.
- [8] Tretyakov S, Nefedov I, Sihvola A, Maslovski S, Simovski C. Waves and energy in chiral nihility. *Journal of Electromagnetic Waves and Applications*. 2003;17(5):695–706. Available from: <http://dx.doi.org/10.1163/15693930332226356>.
- [9] Lindell IV, Tretyakov SA, Nikoskinen KI, Ilvonen S. BW media – media with negative parameters, capable of supporting backward waves. *Microwave and Optical Technology Letters*. 2001;31(2):129–133. Available from: <http://dx.doi.org/10.1002/mop.1378>.
- [10] Shevchenko VV. Forward and backward waves: three definitions and their interrelation and applicability. *Physics-Uspokhi*. 2007;50(3):287–292. Available from: <http://stacks.iop.org/1063-7869/50/i=3/a=A03>.
- [11] Qiu CW, Burokur N, Zouhdi S, Li LW. Chiral nihility effects on energy flow in chiral materials. *J Opt Soc Am A*. 2008 Jan;25(1):55–63. Available from: <http://josaa.osa.org/abstract.cfm?URI=josaa-25-1-55>.
- [12] Cheng X, Chen H, Wu BL, Kong JA. Visualization of negative refraction in chiral nihility media. *Antennas and Propagation Magazine, IEEE*. 2009 Aug;51(4):79–87. Available from: <http://dx.doi.org/10.1109/MAP.2009.5338687>.
- [13] Tuz VR, Qiu CW. Semi-infinite chiral nihility photonics: Parametric dependence, wave tunnelling and rejection. *Progress in Electromagnetics Research*. 2010;103:139–152. Available from: <http://onlinewww.jpier.org/pier/pier.php?paper=10030706>.
- [14] Gevorgyan AH, Rafayelyan MS. Optics of anisotropic metamaterial based structurally chiral photonic crystals. *Journal of Optics*. 2013;15(12):125103. Available from: <http://stacks.iop.org/2040-8986/15/i=12/a=125103>.
- [15] Ra’di Y, Tretyakov SA. Electromagnetic phenomena in omega nihility media. In: *The Sixth International Congress on Advanced Electromagnetic Materials in Microwaves and Optics. Metamaterials ‘2012. Metamorphose VI*; 2012. p. 764–766.
- [16] Prati E. Propagation in gyroelectromagnetic guiding systems. *Journal of Electromagnetic Waves and Applications*. 2003;17(8):1177–1196. Available from: <http://dx.doi.org/10.1163/156939303322519810>.
- [17] Tuz VR, Batrakov OD, Zheng Y. Gyrotropic-nihility in ferrite-semiconductor composite in Faraday geometry. *Progress in Electromagnetics Research B*. 2012;41:397–417. Available from: <http://jpier.org/pierb/pier.php?paper=12042603>.

- [18] Akhiezer AI, Akhiezer IA, Polovin RV, Sitenko AG, Stepanov KN. Ch. 5. Oscillations of a plasma in a magnetic field. In: Akhiezer AI, editor. Plasma electrodynamics: Linear theory. Pergamon Press Ltd., Oxford; 1975. p. 211.
- [19] Duncan BJ, Swern L. Effects of zero ferrite permeability on circularly polarized waves. Proceedings of the IRE. 1957 May;45(5):647–655.
- [20] Mesfin B, Mal'nev VN, Martysh EV, Rapoport YG. Waves and negative refraction in magnetized plasma with ferrite grains. Physics of Plasmas (1994-present). 2010;17(11):112109. Available from: <http://scitation.aip.org/content/aip/journal/pop/17/11/10.1063/1.3506818>.
- [21] Shramkova OV. Transmission spectra in ferrite-semiconductor periodic structure. Progress in Electromagnetics Research M. 2009;7:71–85. Available from: <http://www.jpier.org/PIERM/pier.php?paper=09041305>.
- [22] Wu RX, Zhao T, Xiao JQ. Periodic ferrite-semiconductor layered composite with negative index of refraction. Journal of Physics: Condensed Matter. 2007;19(2):026211. Available from: <http://stacks.iop.org/0953-8984/19/i=2/a=026211>.
- [23] Gurevich AG. Ferrites at microwave frequencies. Heywood, London; 1963.
- [24] Collin RE. Foundation for microwave engineering. Wiley-Interscience; 1992.
- [25] Bass FG, Bulgakov AA. Kinetic and electrodynamic phenomena in classical and quantum semiconductor superlattices. Nova Science, New York; 1997.
- [26] Lakhtakia A, Krowne CM. Restricted equivalence of paired epsilon–negative and mu–negative layers to a negative phase–velocity material (alias left–handed material). Optik - International Journal for Light and Electron Optics. 2003;114(7):305–307. Available from: <http://www.sciencedirect.com/science/article/pii/S0030402604702697>.
- [27] Tuz VR, Vidil MY, Prosvirnin SL. Polarization transformations by a magneto-photonic layered structure in the vicinity of a ferromagnetic resonance. Journal of Optics. 2010;12(9):095102. Available from: <http://stacks.iop.org/2040-8986/12/i=9/a=095102>.
- [28] Jakubovich VA, Starzhinskij VH. Linear differential equations with periodic coefficients. Wiley; 1975.
- [29] Veselago VG. The electrodynamics of substances with simultaneously negative values of ϵ and μ . Sov Phys Usp. 1968;10:509–514. Available from: http://www.turpion.org/php/full/infoFT.phtml?journal_id=pu&paper_id=3699.
- [30] Ivanov AV, Kotelnikova OA, Ivanov VA. Gyrotropic left-handed media: Energy flux and circular dichroism. Journal of Magnetism and Magnetic Materials. 2006;300(1):e67 – e69. Available from: <http://www.sciencedirect.com/science/article/pii/S0304885305008978>.
- [31] Chern RL, Chang PH. Negative refraction and backward wave in chiral mediums: Illustrations of Gaussian beams. Journal of Applied Physics. 2013;113(15):153504. Available from: <http://scitation.aip.org/content/aip/journal/jap/113/15/10.1063/1.4800864>.
- [32] Afanas'ev SA, Sannikov DG, Sementsov DI. 'Left-handed' state and polarization characteristics of waves in 'semiconductor–magnet' superlattices. Physics of the Solid State. 2012;54(2):332–337. Available from: <http://link.springer.com/article/10.1134/S1063783412020035>.
- [33] Tuz VR, Prosvirnin SL, Kazanskiy VB. Mutual conversion of TM_{mn} and TE_{mn} waves by periodic and aperiodic waveguide filters composed of dense metal–strip gratings. Progress in Electromagnetics Research B. 2011;30:313–335. Available from: <http://jpier.org/pierb/pier.php?paper=11041802>.