

The contact theorem for charged fluids: from planar to curved geometries

Juan Pablo Mallarino and Gabriel Téllez

Departamento de Física, Universidad de los Andes, Bogotá, Colombia

Emmanuel Trizac

Université Paris-Sud, Laboratoire de Physique Théorique et Modèles Statistiques, UMR CNRS 8626, 91405 Orsay, France

(Dated: July 5, 2021)

When a Coulombic fluid is confined between two parallel charged plates, an exact relation links the difference of ionic densities at contact with the plates, to the surface charges of these boundaries. It no longer applies when the boundaries are curved, and we work out how it generalizes when the fluid is confined between two concentric spheres (or cylinders), in two and in three space dimensions. The analysis is thus performed within the cell model picture. The generalized contact relation opens the possibility to derive new exact expressions, of particular interest in the regime of strong coulombic couplings. Some emphasis is put on cylindrical geometry, for which we discuss in depth the phenomenon of counter-ion evaporation/condensation, and obtain novel results. Good agreement is found with Monte Carlo simulation data.

I. INTRODUCTION

Exact results in the equilibrium statistical mechanics of charged fluids are scarce [1–4], leaving aside the formal body of relations that connect quantities that cannot be obtained explicitly. Most often, the exact results pertain to two dimensional systems [5–7], where charges interact by a logarithmic potential. Yet, an interesting and useful exact relation is provided by the so-called contact theorem [8–10], that is not limited to two dimensions, in the sense that it also applies when charges interact through a $1/r$ potential as is the case in three dimensions. To provide an insight, we introduce the Bjerrum length ℓ_B , to be defined below from the temperature and the solvent permittivity (treated as a dielectric continuum); the contact theorem holds for charges, point-like or with a given hard-core, confined between two parallel planar structureless interfaces, having respective surface charges $\sigma_a e$ and $\sigma_b e$, where e is the elementary charge. It simply relates the pressure P to the contact densities of ions (n_a for the total ionic concentration in contact with plate a):

$$\beta P = n_a - 2\pi\ell_B\sigma_a^2, \quad (1)$$

where $\beta = 1/(kT)$ is proportional to the inverse temperature. A similar relation holds at contact with plate b where the total density is n_b :

$$\beta P = n_b - 2\pi\ell_B\sigma_b^2. \quad (2)$$

This implies that for uncharged walls, we have $\beta P = n_a = n_b$, which provides an exact (although not explicit) equation of state for a hard sphere fluid (see e.g. [11]). Another limiting case of more significance to us is obtained when the distance between the two plates (also referred to later as the macro-ions) diverges, which leads to a vanishing pressure, and thus to an exact constraint between contact density and surface charge. This allows to discriminate various approximate approaches [12, 13]. In other circumstances, knowing the ionic density profile between the charged plates, one can infer the equation of state. This is the route followed in the strong coupling analysis of Refs [14–16], where an exact and explicit equation of state can be obtained at short distances [17].

However, the exact planar relation [18]

$$n_a - 2\pi\ell_B\sigma_a^2 = n_b - 2\pi\ell_B\sigma_b^2 \quad (3)$$

breaks down as soon as the charged interfaces are no longer planar but bear some curvature. This is regrettable since knowing the counterpart of Eq. (3) would be desirable for analytical progress, as well as for testing numerical simulations. Our main motivation is to fill this gap. To this end, we shall work in the framework of the cell model [3, 19–21], where a charged body (cylindrical or spherical, and bearing in the following the subscript a), is enclosed in a concentric (Wigner-Seitz) cell of a similar shape (referred to with subscript b), and we shall analyze the fate of the incorrect planar relation (3). The cell model approach has proven fruitful and provides accurate results for quantities such as the pressure, that can be compared against experiments and numerical simulations [22–29]. Its interest is that it is in essence a one macro-ion approach, and thus considerably simpler than the original full N -macro-ion problem.

At this point, a clarification is in order. Within the cell model, and thus with curved macro-ions, an exact result holds [10, 21],

$$\beta P = n_b - 2\pi\ell_B\sigma_b^2, \quad (4)$$

where by definition b denotes the outer boundary (see Fig. 1 below). This relation is often particularized to the case $\sigma_b = 0$ [30], and relevant in numerical simulations to get the pressure from the ionic density at contact with the confining boundary [32]. In all our analysis, Eq. (4) will remain valid, but will not be of particular interest (apart from allowing to introduce the pressure in relations where it does not explicitly appear). Our interest instead goes to finding the connection between n_a , n_b , σ_a and σ_b , which should reduce to (3) when curvatures vanish.

The outline of the paper is as follows. The model is laid out in section II, where a generalized contact theorem is derived. Different geometries must be distinguished, and will shall consider explicitly three different cases: a sphere within a confining sphere (in two dimensions with a log potential, or in three dimension with a $1/r$ potential, see Fig. 1), together with a cylinder within a cylinder. In two dimensions, the latter case is equivalent to the previous 2d spherical problem (a charged disc within a disc, see Fig. 2), so that only the 3D case is of interest here. In section III, the previous formal relations will be made more explicit, whenever possible, and it will be shown that upon taking the planar limit in a suitable fashion, one recovers the known relation (3). The remainder of the paper will be devoted to discussing practical consequences of the generalized contact relation: first considering cylindrical macro-ions (in two or three dimensions) in section IV, and then spherical macro-ions in section V. In section IV, our analytical results will be compared to measures performed in Monte Carlo simulations, following the centrifugal scheme used in [33, 34], to which the reader is referred for further details. Particular attention will be paid to the weakly as well and strongly coupled regimes.

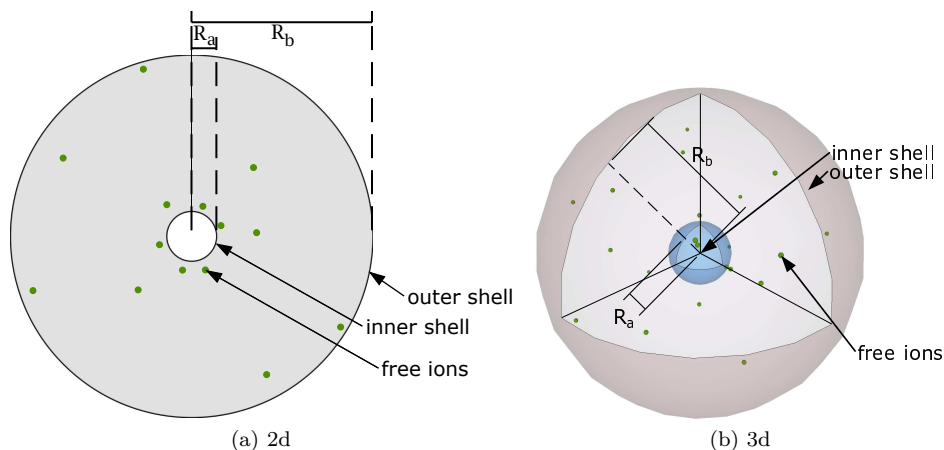


Figure 1: Schematic view of the spherical cell in two and three dimensions. The charged macro-ion has radius R_a while R_b denotes the size of the confining cell.

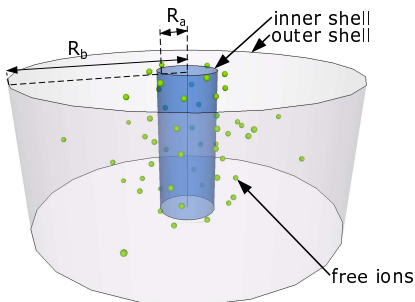


Figure 2: Schematic view of the cylindrical cell in three dimensions. The system is infinite along the cylinders' axis. Such a setup is commonplace and relevant to the study of charged polyelectrolytes [19, 21]. The two dimensional case is identical to Fig. 1 (a).

II. DEFINITIONS AND DERIVATION OF A FORMAL CONTACT RELATION

A. The Hamiltonian and the virial

We consider N charged particles (with charges $q_i e$), e being the elementary charge and q_i the valency, that occupy the domain Λ between two concentric shells, with radius $R_a < R_b$. The frontier of the domain is denoted $\partial\Lambda$. Each shell may carry a total charge $Q_a e$ and $Q_b e$, with uniform surface charge densities $\sigma_a e$ and $\sigma_b e$. The system is globally neutral $\sum_i q_i + Q_a + Q_b = 0$, at equilibrium with temperature $1/\beta$. The Hamiltonian of the system reads

$$H = e^2 \sum_{i<j} q_i q_j v(r_{ij}) + e^2 \sum_i q_i v_a(r_i) + e^2 \sum_i q_i v_b + e^2 V_a + e^2 V_b + e^2 V_{ab} \quad (5)$$

where $v(r)$ is the Coulomb pair potential, $v_a(r)$ the potential created by the inner shell, v_b the potential created by the outer shell (constant), V_a and V_b the self-energy of each shell, and V_{ab} the interaction potential between the shells. Making use of the global electro-neutrality of the system and of the explicit expressions recapitulated in Table I, we get

$$H/e^2 = \sum_i q_i v_a(r_i) + \sum_{i<j} q_i q_j v(r_{ij}) + V(R_a, R_b), \quad (6)$$

with, for a 3D system,

$$V(R_a, R_b) = \frac{Q_a^2}{2R_a} - \frac{Q_b^2}{2R_b} \quad (7)$$

while the corresponding 2d results follow from the replacement $1/r \rightarrow -\log r$:

$$V(R_a, R_b) = -\frac{Q_a^2}{2} \ln R_a + \frac{Q_b^2}{2} \ln R_b. \quad (8)$$

We did not include a possible hard core exclusion between the ions, and between the ions and the shells (interfaces), for it is rather immaterial for the subsequent discussion, and does not affect the results. Thus, whenever a 'contact' density will be referred to, it should be understood that it pertains to the distance of closest approach between two charged bodies, and not to physically vanishing distances.

	$v(r)$	$v_a(r)$	v_b	V_a	V_b	V_{ab}
$d = 2$	$-\ln r$	$-Q_a \ln r$	$-Q_b \ln R_b$	$-Q_a^2 (\ln R_a)/2$	$-Q_b^2 (\ln R_b)/2$	$-Q_a Q_b \ln R_b$
$d = 3$	$1/r$	Q_a/r	Q_b/R_b	$Q_a^2/(2R_a)$	$Q_b^2/(2R_b)$	$Q_a Q_b/R_b$

Table I: Dependence of the various one-body or two-body potentials on space dimension d .

To avoid cumbersome expressions, the dielectric permittivity is not included in the Hamiltonian, and is set to unity. To prevent possible confusions, we shall make use of the often employed coupling constant $\Gamma = \beta e^2$ for two dimensional systems, and in three dimensions, of the Bjerrum length $\ell_B = \beta e^2/\epsilon$, where ϵ is the permittivity of the medium (solvent). In water at room temperature, $\ell_B \simeq 0.7$ nm.

In both cases, the configurational partition function can be written as

$$Z = Z^* e^{-\beta V(R_a, R_b)} \quad (9)$$

with

$$Z^* = \int_{\Lambda^N} d\mathbf{r}^N \exp \left[-\beta e^2 \left(\sum_{i<j} q_i q_j v(\mathbf{r}_{ij}) + \sum_i q_i v_a(\mathbf{r}_i) \right) \right]. \quad (10)$$

In the following discussion, the virial W will be an important quantity. It is the sum of one-body and two-body terms and is defined as

$$W/e^2 = -\sum_{i<j} q_i q_j \mathbf{r}_{ij} \cdot \frac{dv}{d\mathbf{r}_{ij}}(\mathbf{r}_{ij}) - \sum_i q_i \mathbf{r}_i \cdot \frac{dv_a}{d\mathbf{r}_i}(\mathbf{r}_i). \quad (11)$$

Since $r \frac{d}{dr} \left(\frac{1}{r} \right) = -\frac{1}{r}$, we have in three dimensions that

$$W/e^2 = H/e^2 - \frac{Q_a^2}{2R_a} + \frac{Q_b^2}{2R_b} \quad (12)$$

while, in two dimensions:

$$W/e^2 = \frac{1}{2} \sum_i \sum_{j \neq i} q_i q_j + Q_a \sum_i q_i \quad (13)$$

Taking into account electro-neutrality, the latter expression yields

$$W/e^2 = \frac{1}{2} \left[Q_b^2 - Q_a^2 - \sum_i q_i^2 \right]. \quad (14)$$

In particular, if there is only one species of charged particles, $q_i = q$, electro-neutrality reads $qN + Q_a + Q_b = 0$, and W takes a particularly simple form

$$W/e^2 = \frac{1}{2} [Q_b^2 - Q_a^2 + q(Q_a + Q_b)]. \quad (15)$$

B. Derivation of the generalized contact theorem

1. Spherical geometry ($d = 2$ and $d = 3$)

We aim at getting the pressure of the system, though the volume derivative of its free energy. Let us compute the derivative of the partition function with respect to R_b , with fixed R_a , Q_a , Q_b , and N . Let $\mathcal{V}_b = 4\pi R_b^3/3$ (3D) or $\mathcal{V}_b = \pi R_b^2$ (2D) be the volume (area) enclosed by the cell. We have

$$\frac{dV(R_a, R_b)}{d\mathcal{V}_b} = \frac{\sigma_b^2}{2\chi} \quad (16)$$

with $\chi = 1/(4\pi)$ in three dimensions, $\chi = 1/(2\pi)$ in two dimensions, and σ_b is the surface charge density at the outer shell. In 3D, $Q_i = 4\pi R_i^2 \sigma_i$ while in 2D, the σ_i with $i = a$ or $i = b$ have the meaning of a line charge: $Q_i = 2\pi R_i \sigma_i$.

An explicit derivation of Z^* with respect to R_b reduces the N -multiple integrals to $(N-1)$ -multiple integrals with the position of one particle fixed at $r = R_b$, see e.g. [21], thus giving a term directly related to the density at $r = R_b$:

$$\frac{\partial \ln Z^*}{\partial \mathcal{V}_b} = n(R_b) \quad (17)$$

where $n(R_b)$ is the total density at the edge of the cell. In the case of a multicomponent system, it is the sum of the densities of each species $n(R_b) = \sum_\alpha n_\alpha(R_b)$.

Alternatively, the derivative can be computed using the following scaling argument. In the configurational integral, we make the change of variable $r = \tilde{r}R_b$, such that the upper limit of integration is 1. On the other hand, the lower limit of integration depends on R_b , since it is now R_a/R_b . Also, the Boltzmann factor in the integral now depends on R_b :

$$Z^* = R^{Nd} \int \prod_i d\Omega_i \int_{[R_a/R_b, 1]^N} \prod_i \tilde{r}_i^{d-1} d\tilde{r}_i \exp \left[-\beta e^2 \left(\sum_{i < j} q_i q_j v(R_b \tilde{r}_{ij}) + \sum_i q_i v_a(R_b \tilde{r}_i) \right) \right] \quad (18)$$

where $d = 2, 3$ is the dimension and Ω_i corresponds to the solid angle. Taking the derivative with respect to \mathcal{V}_b , gives

$$\frac{\partial \ln Z^*}{\partial \mathcal{V}_b} = \frac{N}{\mathcal{V}_b} + \frac{1}{\mathcal{V}_b d} \langle \beta W \rangle + \frac{\mathcal{V}_a}{\mathcal{V}_b} n(R_a), \quad (19)$$

where the brackets $\langle \dots \rangle$ denote statistical (canonical) average. Therefore, we have the relation,

$$\mathcal{V}_b n(R_b) = N + \frac{1}{d} \langle \beta W \rangle + \mathcal{V}_a n(R_a). \quad (20)$$

We note in passing that this relation can also be obtained from application of the virial theorem $\langle 2T + \mathcal{W} \rangle = 0$, where the average kinetic energy is $\langle T \rangle = (d/2)Nk_B T$, and the full virial \mathcal{W} is W plus the contributions from the forces from both domains walls at R_a and R_b . However, the scaling argument presented above is more general and can be adapted to other problems where the virial theorem does not apply, for example in non bounded systems, such as the cylindrical geometry presented below.

2. Cylindrical geometry ($d = 3$)

An intermediate case between 2D and 3D is the cylindrical geometry, where Q_a and Q_b are the charges of two concentric cylinders with radius R_a and R_b , and length $L \rightarrow \infty$. The volumes become $\mathcal{V}_a = \pi R_a^2 L$ and $\mathcal{V}_b = \pi R_b^2 L$. The interaction potential between the ions is the 3D Coulomb potential $v(r) = 1/r$, but the interaction between the inner cylinder and an ion is logarithmic $v_a(r) = -2(Q_a/L) \ln r$. The counterpart of Eq. (20) follows from noticing that volume changes to the cell are conceived transversally to the cylinder. Therefore, the contact theorem reads identical to Eq. (20) with $d = 2$, and the virial W defined as

$$W/e^2 = \sum_{i < j} q_i q_j \frac{r_{ij}^{\perp 2}}{r_{ij}^3} + 2 \frac{Q_a}{L} \sum_i q_i \quad (21)$$

where r_{ij} is the distance between the ion i and the ion j , and r_{ij}^{\perp} is the norm of the projection on a transversal plane to the cylinders of the position vector between ions i and j . The equivalent to Eq. (20) reads, in the cylindrical geometry, specializing to a one-component system (ion charge q),

$$\pi R_b^2 n(R_b) = \frac{N}{L} + \frac{e^2 Q_a q N}{L^2} + \frac{\beta (q e)^2}{2L} \left\langle \sum_{i < j} \frac{r_{ij}^{\perp 2}}{r_{ij}^3} \right\rangle + \pi R_a^2 n(R_a). \quad (22)$$

III. EXPLICIT EXPRESSIONS AND THE PLANAR LIMIT

The previous contact-like relations, Eqs. (20) and (22), establish a connection between the contact densities $n(R_a)$, $n(R_b)$, the surface charges σ_a , σ_b , and the mean value of some known function of ions' coordinates. It is instructive to analyze separately the three different geometries depicted in Figs. 1 and 2, in order to simplify the end result to the greatest extent. This is the goal of the present section, where in each case, it will be checked that upon taking the planar limit, one recovers as expected the constraint (3).

A. Two dimensions

Using the explicit expression (14) of W in two dimensions, Eq. (20) becomes

$$R_a^2 \left(\sum_{\alpha} n_{\alpha}(R_a) - \pi \beta e^2 \sigma_a^2 \right) + \frac{1}{\pi} \sum_{\alpha} N_{\alpha} \left(1 - \frac{\beta e^2 q_{\alpha}^2}{4} \right) = R_b^2 \left(\sum_{\alpha} n_{\alpha}(R_b) - \pi \beta e^2 \sigma_b^2 \right) \quad (23)$$

Interestingly, if there is only one type of particles in the system, this expression can be “separated” into terms depending only on each boundary:

$$R_a^2 \left[n(R_a) - \pi \beta e^2 \sigma_a^2 + \frac{2e\sigma_a}{qR_a} \left(\frac{\beta e^2 q^2}{4} - 1 \right) \right] = R_b^2 \left[n(R_b) - \pi \beta e^2 \sigma_b^2 - \frac{2e\sigma_b}{qR_b} \left(\frac{\beta e^2 q^2}{4} - 1 \right) \right]. \quad (24)$$

This is obtained using the electro-neutrality condition $Nq = -2\pi(\sigma_a R_a + \sigma_b R_b)$. Note that the ratio σ_i/q is negative ($i = a$ or $i = b$).

The contact theorem for planar walls can be recovered. In the limit $R_a \rightarrow \infty$ and $R_b \rightarrow \infty$ with $R_b - R_a = h < \infty$, the “curvature” terms $\pm \frac{2\sigma}{qR} \left(\frac{\beta e^2 q^2}{4} - 1 \right)$ from (24) vanish, and introducing the coupling parameter $\Gamma = \beta e^2$ we obtain the well-known expression

$$n(R_a) - \pi \Gamma \sigma_a^2 = n(R_b) - \pi \Gamma \sigma_b^2. \quad (25)$$

This is the counterpart, for a 2D system, of the constraint (3) put forward in the Introduction. For a multicomponent electrolyte, the term $\sum_{\alpha} N_{\alpha} \left(1 - \beta e^2 q_{\alpha}^2 / 4 \right)$ should be extensive in the planar limit, i.e. proportional to $R_a h$. Therefore it is negligible in front of the other terms of Eq. (23), which are proportional to R_a^2 or R_b^2 , and we recover again (25).

B. Three dimensions – spherical geometry

In three dimensions, by using relation (12) between the virial and the Hamiltonian, Eq. (20) can be written as,

$$R_a^3 \left(\sum_{\alpha} n_{\alpha}(R_a) - 2\pi\beta e^2 \sigma_a^2 \right) + \frac{1}{4\pi} \left(3 \sum_{\alpha} N_{\alpha} + \beta \langle H \rangle \right) = R_b^3 \left(\sum_{\alpha} n_{\alpha}(R_b) - 2\pi\beta e^2 \sigma_b^2 \right). \quad (26)$$

Contrary to the two dimensional case, this expression cannot be “separated” into contributions from each boundary, even in the case of a single component system. Reintroducing the permittivity of the solvent that was omitted in the Hamiltonian (i.e. substituting βe^2 by ℓ_B), Eq. (26) simplifies to

$$R_a^3 \left(n(R_a) - 2\pi\ell_B \sigma_a^2 - \frac{3\sigma_a}{4R_a} \right) + \frac{\beta \langle H \rangle}{4\pi} = R_b^3 \left(n(R_b) - 2\pi\ell_B \sigma_b^2 + \frac{3\sigma_b}{4R_b} \right). \quad (27)$$

In the planar limit, the term $3N - \beta \langle H \rangle$ is extensive, i.e. proportional to $R_a^2 h$, therefore it is negligible in front of the other terms of Eq. (26) which are proportional to R_a^3 or R_b^3 . Then, we have

$$n(R_a) - 2\pi\ell_B \sigma_a^2 = n(R_b) - 2\pi\ell_B \sigma_b^2. \quad (28)$$

and we recover the contact theorem (3) for planar interfaces, in three dimensions. It can be noted that relation (28) does also apply in the mean-field Poisson-Boltzmann framework (which in itself is noteworthy), where it bears the name of Grahame equation [35].

C. Three dimensions – cylindrical geometry

To investigate the situation corresponding to Fig. 2, we introduce the two body correlation function $n_{\alpha\gamma}^{(2)}$ between ions of charge q_{α} and q_{γ} . Let z be the component of $\mathbf{r}_1 - \mathbf{r}_2$ along the axis of the cylinders, and $\mathbf{r}_{1,2}^{\perp}$ the transverse components. For an infinite cylinder ($L \rightarrow \infty$) the correlation function depends only on z , \mathbf{r}_1^{\perp} and \mathbf{r}_2^{\perp} . In terms of the total correlation function $h_{\alpha\gamma}$, the correlation function is $n_{\alpha\gamma}(\mathbf{r}_1, \mathbf{r}_2) = n_{\alpha} n_{\gamma} (1 + h_{\alpha\gamma}(\mathbf{r}_1^{\perp}, \mathbf{r}_2^{\perp}, z))$, where n_{α} , n_{γ} are the average densities of particles of species α and γ . It is shown in Appendix A that

$$R_b^2 (n(R_b) - 2\pi\ell_B \sigma_b^2) - R_a^2 (n(R_a) - 2\pi\ell_B \sigma_a^2) = \frac{N}{\pi L} + \frac{e^2}{2\pi} \int d^2 \mathbf{r}_1^{\perp} d^2 \mathbf{r}_2^{\perp} \int_{-\infty}^{+\infty} dz e^2 \sum_{\alpha\gamma} q_{\alpha} q_{\gamma} n_{\alpha} n_{\gamma} h_{\alpha\gamma}(\mathbf{r}_1^{\perp}, \mathbf{r}_2^{\perp}, z) \frac{r_{12}^{\perp 2}}{(r_{12}^{\perp 2} + z^2)^{3/2}}. \quad (29)$$

A few limiting cases can be obtained from here. At the mean field level, $h_{\alpha\gamma} = 0$, then the previous relation reduces to

$$R_b^2 (n(R_b) - 2\pi\ell_B \sigma_b^2) - R_a^2 (n(R_a) - 2\pi\ell_B \sigma_a^2) = \frac{N}{\pi L}. \quad (30)$$

It is interesting to note that this relation can be straightforwardly recovered from Eq. (23), specified to the mean-field limit in which βe^2 does vanish, the different valencies q_{α} being fixed. Indeed, the mean-field limit is described by a partial differential equation (the Poisson-Boltzmann framework [3]), and *does not depend on the dimension of the system*. This means that a circular charged rim in a concentric Wigner-Seitz circle, leads to the same electrostatic potential as a charged cylinder inside a concentric Wigner-Seitz cylinder. This is quite remarkable since the starting Hamiltonians, before taking the limit of weak coupling, differ somewhat. We see here an illustration of this property, since enforcing $\beta e^2 \rightarrow 0$ in (23) yields [36]

$$R_a^2 \left(\sum_{\alpha} n_{\alpha}(R_a) - \pi\beta\sigma_a^2 \right) + \frac{1}{\pi} \sum_{\alpha} N_{\alpha} = R_b^2 \left(\sum_{\alpha} n_{\alpha}(R_b) - \pi\beta\sigma_b^2 \right), \quad (31)$$

which is the counterpart of (30) (the two dimensional and three dimensional cases are connected through the substitution $\Gamma = \beta e^2 \leftrightarrow 2\ell_B$ and $N \leftrightarrow N/L$).

Beyond mean-field, that is for general coupling, the planar limit, $R_a \rightarrow \infty$, $R_b \rightarrow \infty$ with $h = R_b - R_a$ finite, is recovered by noticing that the right hand side of (29) is of order R_a (or R_b), while the left hand side is of higher order R_a^2 , then

$$n(R_b) - n(R_a) = 2\pi\ell_B (\sigma_b^2 - \sigma_a^2). \quad (32)$$

We expectedly recover the planar contact theorem, see e.g. (28), or equivalently (3). More generally, for a one-component system, Eq. (29) becomes

$$R_b^2 \left(n(R_b) - 2\pi\ell_B\sigma_b^2 + \frac{2e\sigma_b}{R_bq} \right) - R_a^2 \left(n(R_a) - 2\pi\ell_B\sigma_a^2 - \frac{2e\sigma_a}{R_aq} \right) = \frac{n^2\ell_Bq^2}{2\pi} \int d^2\mathbf{r}_1^\perp d^2\mathbf{r}_2^\perp \int_{-\infty}^{+\infty} dz h(\mathbf{r}_1^\perp, \mathbf{r}_2^\perp, z) \frac{r_{12}^{\perp 2}}{(r_{12}^{\perp 2} + z^2)^{3/2}}. \quad (33)$$

IV. APPLICATION I : CYLINDRICAL COLLOIDS

Knowing the generalization of the contact relation Eq. (3) to curved geometries, we are in a position to discuss several applications. First, we show how known results can be readily recovered for the two dimensional case. Then, new results will be derived for the screening of three dimensional cylinders, where obtaining the contact densities in closed form is not possible. Accurate analytical expressions will be derived, and a by-product of the analysis will be an expression for the fraction f of condensed ions at finite density, whereas the celebrated Manning scenario [43] prescribes f at infinite dilution only (where it takes the value $f_M = 1 - 1/\xi$, ξ being the dimensionless line charge to be defined below).

A. Screening of a two dimensional disk

We consider the 2D case, with a one-component system of counterions. Let $\Gamma = \beta e^2$ be the coulombic coupling constant. For $\sigma_b = 0$ and by electro-neutrality, the total number of ions is $N = |Q_a/q|$. Eq. (24) reads

$$\pi R_a^2 n(R_a) - \frac{\Gamma}{4} \left(\frac{Q_a}{q} \right)^2 - \left| \frac{Q_a}{q} \right| \left(\frac{\Gamma}{4} - 1 \right) = \pi R_b^2 n(R_b). \quad (34)$$

Now, let us investigate the situation when $R_b \rightarrow \infty$. If $R_b = \infty$, the derivation presented in section II B can be adapted. However, this system presents the Manning condensation phenomenon [37], where only a partial fraction of the ions remain bound to the charged disk [33, 38, 39]. If $R_b = \infty$, the partition function Z^* of Eq. (10) is not properly defined, unless it is restricted only to the number of condensed ions, as unbound ions give divergent contributions. Thus, in (10), N should be replaced by N_c which is the number of condensed ions onto the disk. The analog of (34) is

$$\pi R_a^2 n(R_a) = -N_c \left[1 - \frac{\Gamma}{4} + \frac{\Gamma}{4} \left(N_c - 2 \left\lfloor \frac{Q_a}{q} \right\rfloor \right) \right] \quad (35)$$

Comparison with (34) yields the density at the outer disk in the limit $R_b \rightarrow \infty$,

$$\pi R_b^2 n(R_b) = \left(\left\lfloor \frac{Q_a}{q} \right\rfloor - N_c \right) \left(1 - \frac{\Gamma}{4} - \frac{\Gamma}{4} \left(\left\lfloor \frac{Q_a}{q} \right\rfloor - N_c \right) \right). \quad (36)$$

If R_b is very large but not infinite, the picture of the separation of the systems into two fluids, formed by the condensed counterions and the unbound one holds, and equations (35) and (36) should be valid. The condensed number of counterions is [33, 39–41]

$$N_c = \left[\left\lfloor \frac{Q_a}{q} \right\rfloor - \frac{2}{\Gamma} \right] = \left\lfloor \frac{Q_a}{q} \right\rfloor - \left\lfloor \frac{2}{\Gamma} \right\rfloor \quad (37)$$

where $[x]$ and $\lfloor x \rfloor$ are the ceiling and floor functions. The last equality in (37) is only valid when $|Q_a/q|$ is an integer, which is case here since $|Q_a/q| = N$. It should be kept in mind that N_c should remain positive, which is not always the case with formula (37). It is therefore understood that whenever (37) leads to a negative quantity ($\lfloor 2/\Gamma \rfloor > |Q_a/q|$), $N_c = 0$, meaning that counter-ion evaporation is complete. Here the number of condensed ions N_c was obtained as follows. It is the smallest number of counterions such that the partition function of the disk of charge Q_a with N_c condensed counterions plus one additional unbound counterion is divergent when $R_b \rightarrow \infty$, indicating that the additional counterion is really unbound from the disk. According to this definition, if the system has $N_c - 1$ counterions bound to the disk, it is able to bind one last additional charge [42].

Replacing (37) into (35) gives the density at contact with the charged disk

$$\pi R_a^2 n(R_a) = \frac{\Gamma}{4} \left(\frac{Q_a}{q} \right)^2 + \left| \frac{Q_a}{q} \right| \left(\frac{\Gamma}{4} - 1 \right) + \left\lfloor \frac{2}{\Gamma} \right\rfloor \left(1 - \frac{\Gamma}{4} - \frac{\Gamma}{4} \left\lfloor \frac{2}{\Gamma} \right\rfloor \right), \quad (38)$$

with correspondingly,

$$\pi R_b^2 n(R_b) = \left\lfloor \frac{2}{\Gamma} \right\rfloor \left(1 - \frac{\Gamma}{4} - \frac{\Gamma}{4} \left\lfloor \frac{2}{\Gamma} \right\rfloor \right), \quad (39)$$

The above expressions hold provided evaporation is not complete, while for $\lfloor 2/\Gamma \rfloor > |Q_a/q| = N$, we have $n(R_a) = 0$ and

$$\pi R_b^2 n(R_b) = -\frac{\Gamma}{4} \left(\frac{Q_a}{q} \right)^2 - \left| \frac{Q_a}{q} \right| \left(\frac{\Gamma}{4} - 1 \right). \quad (40)$$

These results deserve several comments. At arbitrary coupling, the planar limit (25) should be recovered for $R_a \rightarrow \infty$, and fixed σ_a (with thus $Q_a \rightarrow \infty$). This is indeed the case, since linear terms in Q_a can be neglected against quadratic ones in (38). Second, they reproduce the mean-field limit, as it should, for $\Gamma \rightarrow 0$. This can be checked enforcing condensation to occur ($\lfloor 2/\Gamma \rfloor < N$). To ensure compatibility of this constraint with the limit $\Gamma \rightarrow 0$, we can work at fixed ΓN and $N \rightarrow \infty$. Equation (38) then yields, neglecting a term in $N\Gamma$ against those in $1/\Gamma \propto N$

$$\tilde{\rho}(R_a) = \frac{n(R_a)}{\pi\Gamma\sigma_a^2} \simeq \frac{1}{4\pi^2 R_a^2 \sigma_a^2 \Gamma} \left(\Gamma N^2 - 4N + \frac{4}{\Gamma} \right) = \left(\frac{N\Gamma - 2}{N\Gamma} \right)^2. \quad (41)$$

With the substitution $N\Gamma \rightarrow 2\xi$, this is precisely of the Poisson-Boltzmann form (53), valid when $\xi > 1$. Turning to the contact density at R_b , we get from (39) that

$$\pi R_b^2 n(R_b) = \frac{1}{\Gamma}, \quad \Gamma \rightarrow 0. \quad (42)$$

which indeed is the mean-field expression, reminded in (57) below. For the particular case of $2/\Gamma > N$ (i.e. $\xi < 1$) we obtained that $N_c = 0$, hence, the density at R_a is trivial: $n(R_a) = 0$. On the outer shell,

$$\pi R_b^2 n(R_b) = N \left[1 - \frac{N\Gamma}{4} \left(1 + \frac{1}{N} \right) \right]. \quad (43)$$

This is fully compatible with the result from Poisson-Boltzmann theory

$$\tilde{\rho}(R_B) = \frac{\pi R_a^2 n(R_b)}{\pi\Gamma\sigma_a^2} = \left(\frac{R_a}{R_b} \right)^2 \frac{2}{N\Gamma} \left(2 - \frac{N\Gamma}{2} \right). \quad (44)$$

However, for arbitrary Γ , the result for $n(R_b)$ departs from mean-field, which might come as a surprise since the charged fluid of counterions becomes extremely dilute at R_b . In three dimensions, diluteness ensures that mean-field applies far from the charged cylinder, irrespective of the strength of coupling [34]. In 2D on the other hand, no matter how far from the charged cylinder the counterions are, they are still coupled, due to the scale invariance of the logarithmic interaction [17].

Third, for $\Gamma \geq 2$, the right hand side of (39) vanishes, showing that $n(R_b)$ decays faster than R_b^{-2} . This can be understood by noticing that for $\Gamma \geq 2$ the number of condensed counterions is $N_c = |Q_a/q|$. Thus, far from the disk, the effective potential that one single ion of charge q at a distance r feels, is that of the charged disk plus the $N - 1$ remaining condensed ions. That object has a total charge $-q$, which therefore leads to an effective potential of the form $U_{\text{eff}}(r) = q \ln r$. One should consequently expect that the density behaves as $n(r) \sim e^{-\beta q U_{\text{eff}}(r)} = r^{-\Gamma}$ and it does decays faster than r^{-2} when $\Gamma \geq 2$. For $\Gamma = 2$, an exact result [40, 41] shows that $R_b^2 n(R_b) \sim 1/(2 \ln(R_b/R_a))$ as $R_b \rightarrow \infty$. Finally, we show in Fig. 3 that Eqs. (38) and (39) are in excellent agreement with the Monte Carlo data, provided R_b is large enough. The notation for the densities used in the plots corresponds to a rescaling with the exact planar result; i.e. $\tilde{\rho} := n/n_{\text{plate}} \equiv n/(\pi\Gamma\sigma_a^2)$. The figure corresponds to $R_b/R_a = e^{100}$, while decreasing this ratio leads to rather strong finite size effects, that will be studied elsewhere [41]. We note that for $\Gamma < 2/N$, $n(R_a) = 0$, as a fingerprint of the vanishing of N_c (to anticipate a coming and often used notation, this corresponds to $\xi < 1$ [37]).

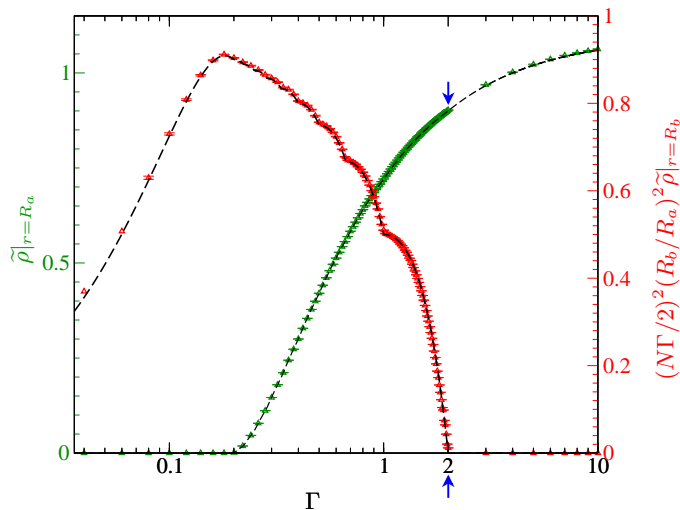


Figure 3: The symbols show the density $\tilde{\rho}$ at contact in $r = R_a$ (green) and $r = R_b$ (red) as a function of the coupling parameter Γ , as obtained in Monte Carlo simulations; here, $\log(R_b/R_a) = 100$, $N = |Q_a/q| = 10$ and $q = 1$. The tilde notation follows from rescaling the densities with the value in the planar case $\pi\Gamma\sigma_a^2$ such that $\tilde{\rho} = n/(\pi\Gamma\sigma_a^2)$. The dashed curves represent the $R_b \rightarrow \infty$ formulation from Eq. (38) supplemented with $n_a = 0$ for $\Gamma < 2/N$, and Eqs. (39) and (40) as far as the density at the outer boundary R_b is concerned. The arrows indicate the location of $\Gamma = 2$, the borderline to complete condensation beyond which $n(R_b) = 0$.

In the strong coupling limit (large Γ) and in absence of an external boundary charge, condensation is complete: the number of condensed ions is maximal, $N_c = N$. More precisely, this occurs as soon as $\Gamma > 2$. For such a situation, Eq. (38) becomes

$$\pi R_a^2 n(R_a) = \frac{N^2 \Gamma}{4} \left(1 - \frac{4}{N\Gamma} + \frac{1}{N} \right). \quad (45)$$

It can be seen in Fig. 4 that this expression coincides with the Monte Carlo measures, for $\Gamma > 2$. Note that (45) carries the leading order from the planar limit, *i.e.* $\pi R_a^2 n(R_a) = N^2 \Gamma / 4$. The result (45) can indeed be recovered by adapting the Wigner strong coupling approach presented in Refs [15, 16] to the present case. Implementing this technique turns out to slightly differ from the planar geometry (corresponding to a line in 2D) where the profile, to leading order, is given by the interaction with the surface charge alone. Here, the remaining condensed counterions also contribute to the profile to leading order; thus, the contact density carries this trait as well. The details of the derivation are presented elsewhere [40, 41] with the result that the density profile behaves as $n(r) \sim r^{-\frac{N\Gamma}{2} - \frac{\Gamma}{2}}$ and the corresponding density at contact is precisely given by (45).

B. Screening of a cylindrical macro-ion

In this section, we focus on the cylindrical geometry (see Fig. 2), where only the inner cylinder is charged ($Q_b = 0$), and is screened by counterions of charge q . To make the connection with previous works [38], it is convenient to introduce the following notations: the Manning parameter $\xi = 2\pi\ell_B R_a q |\sigma_a|$, the Coulomb coupling parameter $\Xi = 2\pi\ell_B^2 q^3 |\sigma_a|$ [14, 15, 17], and $\tilde{\rho}(r) = n(r)/(2\pi\ell_B\sigma_a^2)$. Due to electro-neutrality, the total number of counterions is such that $N/L = \xi/\ell_B$, with a slight abuse of language (we deal with systems of infinite length L , with thus a divergent N). With these notations, the relation (22) reads

$$\tilde{\rho}(R_a) = 2\frac{\xi - 1}{\xi} + \left(\frac{R_b}{R_a}\right)^2 \tilde{\rho}(R_b) - \frac{\ell_B^2}{2\xi^2 L} \left\langle \sum_i \sum_{j \neq i} \frac{r_{ij}^{\perp 2}}{r_{ij}^3} \right\rangle \quad (46)$$

Next, we consider the situation when $R_b \rightarrow \infty$. If $R_b = \infty$, the derivation presented in section II B should be adapted. In the cylindrical geometry, again, only a partial fraction f of the ions remain bound to the charged cylinder if R_b is very large. Thus, in (10), N should be replaced by $N_c = fN$ the number of condensed counterions, where f is the

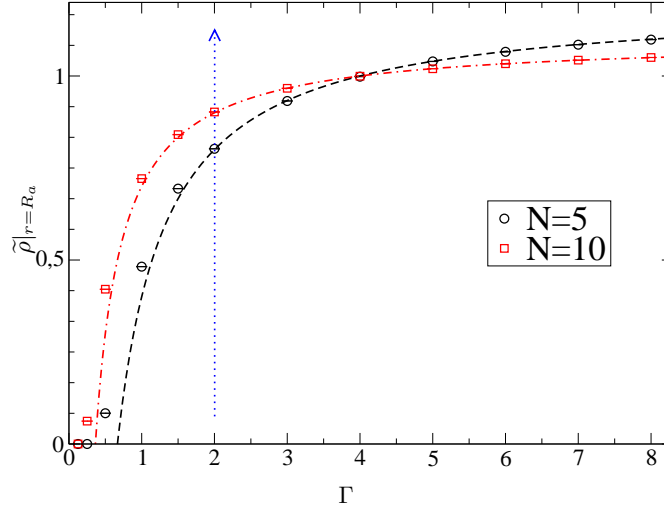


Figure 4: The symbols show the density $\tilde{\rho}$ at contact ($r = R_a$), as a function of the coupling parameter Γ , for $N = 5$ and $N = 10$. The dashed and dashed-pointed curves represent the analytic prediction for full condensation from Eq. (45). The dotted arrow pointing upwards shows the threshold to full condensation.

fraction of such ions. Then, when $R_b \rightarrow \infty$, Eq. (20)

$$L\pi R_a^2 n(R_a) = -N_c + \frac{1}{2}\langle\beta W\rangle. \quad (47)$$

where as above, it should be understood that we consider the limit $L \rightarrow \infty$. In W , only the contribution from the condensed ions should be included. That is

$$\tilde{\rho}(R_a) = 2 \left(\frac{\xi - 1}{\xi} \right) f - \frac{\ell_B^2}{2\xi^2 L} \left\langle \sum_{i \in \mathcal{B}} \sum_{j \in \mathcal{B}, j \neq i} \frac{r_{ij}^{\perp 2}}{r_{ij}^3} \right\rangle \quad (48)$$

where \mathcal{B} is the set of bound (condensed) ions to the charged cylinder. Comparing (46) to (48), one can deduce that in the limit $R_b \rightarrow \infty$, the density at the outer cell, $n(R_b)$, satisfies

$$\left(\frac{R_b}{R_a} \right)^2 \tilde{\rho}(R_b) = 2 \frac{\xi - 1}{\xi} (f - 1) + \frac{\ell_B^2}{2\xi^2 L} \left[\left\langle \sum_i \sum_{j \neq i} \frac{r_{ij}^{\perp 2}}{r_{ij}^3} \right\rangle - \left\langle \sum_{i \in \mathcal{B}} \sum_{j \in \mathcal{B}, j \neq i} \frac{r_{ij}^{\perp 2}}{r_{ij}^3} \right\rangle \right] \quad (49)$$

where in the averages, the first sum includes correlation between all the counterions (both bound and unbound), whereas in the second sum only correlations between the bound ions are taken into account.

If $R_b = \infty$, the fraction of condensed ions is $f = f_M = (\xi - 1)/\xi$. This is the celebrated Manning result [21, 43, 44]. Then

$$\tilde{\rho}(R_a) = 2 \left(\frac{\xi - 1}{\xi} \right)^2 - \frac{\ell_B^2}{2\xi^2 L} \left\langle \sum_{i \in \mathcal{B}} \sum_{j \in \mathcal{B}, j \neq i} \frac{r_{ij}^{\perp 2}}{r_{ij}^3} \right\rangle \quad (50)$$

and

$$\left(\frac{R_b}{R_a} \right)^2 \tilde{\rho}(R_b) = 2 \frac{1 - \xi}{\xi^2} + \frac{\ell_B^2}{2\xi^2 L} \left[\left\langle \sum_i \sum_{j \neq i} \frac{r_{ij}^{\perp 2}}{r_{ij}^3} \right\rangle - \left\langle \sum_{i \in \mathcal{B}} \sum_{j \in \mathcal{B}, j \neq i} \frac{r_{ij}^{\perp 2}}{r_{ij}^3} \right\rangle \right] \quad (51)$$

In the following, three different limit will be investigated. We will start by the mean-field Poisson-Boltzmann regime ($\Xi \ll 1$) before taking the opposite view and work out the effects of strong correlations ($\Xi \gg 1$). There, one should discriminate the cases where $\xi \gg \Xi^{1/2}$ and $\xi \ll \Xi^{1/2}$, which can respectively be coined “thick” and “thin” (or needle) situations [34]. Cases with $\xi \simeq \Xi^{1/2}$ correspond to a crossover where analytical progress is more difficult, and will not be addressed. The difference between the thin and thick cases can be appreciated pictorially in Fig. 5, panels a) and c).

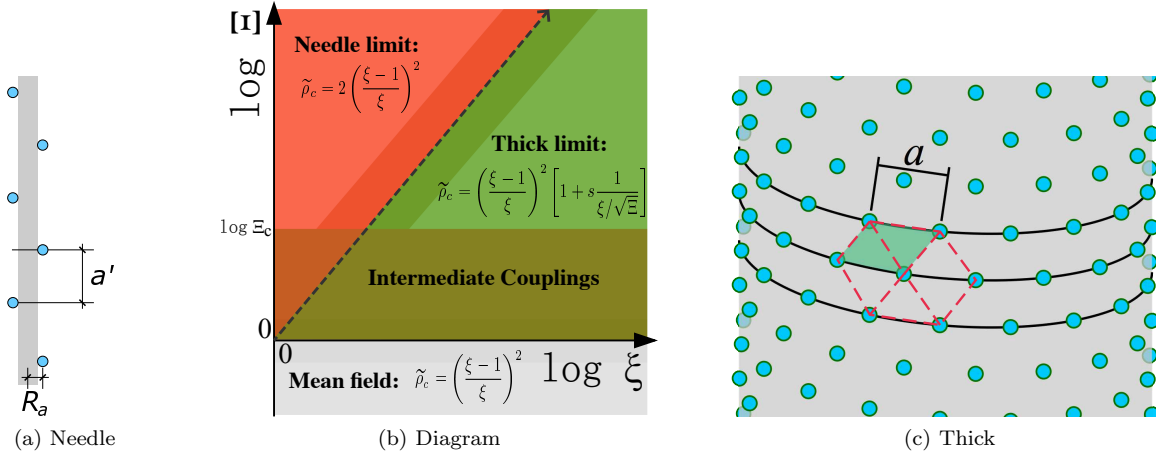


Figure 5: Summary diagram emphasizing the different regimes for the cylinder problem, and the value for the contact densities. (a) and (c) represent 'artistic' views of the needle (thin) and thick limits. Both correspond to strong coupling $\Xi \gg 1$, with $\xi \ll \Xi^{1/2}$ (needle/thin, where ions form a quasi 1D Wigner crystal) or $\xi \gg \Xi^{1/2}$ (thick case, where ions form a curved 2D crystal). In panel (b), the dashed line represents $\xi = \sqrt{\Xi}$, the borderline between the needle and the thick cylinder regimes. Poisson-Boltzmann theory applies, roughly speaking, for $\Xi < 1$ while the upper part of the diagram is for the strong coupling regime $\Xi \gg 1$. An intermediate region stands between the strong coupling needle and thick limits and mean field where the properties of the system are of neither nature.

1. Mean field limit

For $R_b \rightarrow \infty$, in the mean field approximation stemming from $\Xi \rightarrow 0$, the last term of (50) can be computed following the same lines as in Sec. III C, neglecting the correlation function h and only considering the condensed number of ions $N_c = (\xi - 1)L/\ell_B$ instead of N . Then

$$\frac{\ell_B^2}{2\xi^2 L} \left\langle \sum_{i \in \mathcal{B}} \sum_{j \in \mathcal{B}, j \neq i} \frac{r_{ij}^{\perp 2}}{r_{ij}^3} \right\rangle = \left(\frac{\xi - 1}{\xi} \right)^2 \quad (52)$$

and we obtain

$$\tilde{\rho}(R_a) = \left(\frac{\xi - 1}{\xi} \right)^2 = f_M^2. \quad (53)$$

We thereby recover the known value [34], as following from Poisson-Boltzmann theory, for an original approach. The above expression assumes that $\xi > 1$, so that counterion condensation effectively takes place. All parameters being kept fixed but the cylinder radius R_a , one should recover the planar limit, reading here $\tilde{\rho}_a = 1$, when $R_a \rightarrow \infty$. Remembering that $\xi \propto R_a$, this is indeed the case, as is seen by taking the limit $\xi \rightarrow \infty$ in Eq. (53).

2. Strong coupling and large dilution – Thin cylinder limit

In the opposite limit (strong coupling regime) where $\Xi \gg 1$, an explicit calculation can be performed. We furthermore need to assume the thin cylinder limit $R_a/a' = \xi^2 f/\Xi \ll 1$, where a' is the lattice constant of the 1D Wigner crystal formed by the condensed ions along the cylinder [34], see Fig. 5a). If \mathcal{U} denotes the set of unbound ions, we have

$$\left\langle \sum_i \sum_{j \neq i} \frac{r_{ij}^{\perp 2}}{r_{ij}^3} \right\rangle - \left\langle \sum_{i \in \mathcal{B}} \sum_{j \in \mathcal{B}, j \neq i} \frac{r_{ij}^{\perp 2}}{r_{ij}^3} \right\rangle = 2 \left\langle \sum_{i \in \mathcal{B}} \sum_{j \in \mathcal{U}} \frac{r_{ij}^{\perp 2}}{r_{ij}^3} \right\rangle + \left\langle \sum_{i \in \mathcal{U}} \sum_{j \in \mathcal{U}, j \neq i} \frac{r_{ij}^{\perp 2}}{r_{ij}^3} \right\rangle. \quad (54)$$

Even if the coupling is strong near the charged cylinder, in the far region, the unbound ions are diluted enough so that mean field applies to them [34]. Thus, the second term on the right hand side of (54) can be evaluated neglecting

the correlations. Let $n_u(\mathbf{r}^\perp)$ denote the density of uncondensed ions (which does not depend on the z coordinate). Then, using (A4) to perform the integrals along the axis of the cylinder,

$$\begin{aligned} \left\langle \sum_{i \in \mathcal{U}} \sum_{j \in \mathcal{U}, j \neq i} \frac{r_{ij}^{\perp 2}}{r_{ij}^3} \right\rangle &= \int d^2 \mathbf{r}_1^\perp d^2 \mathbf{r}_2^\perp dz_1 dz_2 n_u(\mathbf{r}_1^\perp) n_u(\mathbf{r}_2^\perp) \frac{r_{12}^{\perp 2}}{r_{12}^3} \\ &= 2L \int d^2 \mathbf{r}_1^\perp d^2 \mathbf{r}_2^\perp n_u(\mathbf{r}_1^\perp) n_u(\mathbf{r}_2^\perp) = 2N_u^2/L \end{aligned} \quad (55)$$

where $N_u = N - N_c$ is the total number of uncondensed ions. The other contribution to (54) can be computed by supposing that the uncondensed ions are completely uncorrelated from the condensed ones and form a gas of density $n_u(\mathbf{r}^\perp)$

$$\begin{aligned} \left\langle \sum_{i \in \mathcal{U}} \sum_{j \in \mathcal{B}} \frac{r_{ij}^{\perp 2}}{r_{ij}^3} \right\rangle &= N_c \left\langle \sum_{i \in \mathcal{U}} \frac{r_i^{\perp 2}}{r_i^3} \right\rangle \\ &= N_c \int d^2 \mathbf{r}^\perp dz n_u(\mathbf{r}^\perp) \frac{r^{\perp 2}}{r^3} \\ &= 2N_c \int d^2 \mathbf{r}^\perp n_u(\mathbf{r}^\perp) \\ &= 2N_c N_u / L. \end{aligned} \quad (56)$$

So far, relations (55) and (56) hold, irrespective of the value of the condensed fraction f , with $N_c = fN$ and $N_u = (1 - f)N$. They will therefore be used in the subsequent analysis, where because of finite size effects, f takes a non trivial value (and thus differs from $f_M = 1 - 1/\xi$). Here, we consider the case of large $\log(R_b/R_a)$, where $f \rightarrow 1 - 1/\xi$. In other words, we have now that $N_u/L = 1/\ell_B$, $N_c/L = (\xi - 1)/\ell_B$. Gathering results in (51), we get

$$\left(\frac{R_b}{R_a} \right)^2 \tilde{\rho}(R_b) = \frac{1}{\xi^2} \quad (57)$$

which is consistent with the value given explicitly by the Poisson-Boltzmann mean field solution [19, 33]. Indeed, irrespective of the coupling parameter Ξ , the ions far from the charged cylinder at R_a are dilute enough so that mean-field does hold.

This is not the case in the vicinity of the charged cylinder. The density at contact (50) can be evaluated as follows. In the strong coupling and the thin cylinder limit, the z coordinates of condensed ions are fixed $z_n = na'$ where n is an integer (the ions form a quasi one dimensional Wigner crystal). The leading order contribution to the potential energy of the system is given by the cylinder-ion terms, allowing for small vibrations in the radial direction \mathbf{r}^\perp , with a one-body Boltzmann factor proportional to $r^{\perp 2\xi}$. Thus

$$\begin{aligned} \left\langle \sum_{i \in \mathcal{B}} \sum_{j \in \mathcal{B}, j \neq i} \frac{r_{ij}^{\perp 2}}{r_{ij}^3} \right\rangle &= N_c \sum_{n \in \mathbb{Z}^*} \frac{2}{|n|^3 a'^3} \frac{\int_{r^\perp > R_a} r^{\perp 2\xi} r^{\perp 2} d^2 \mathbf{r}^\perp}{\int_{r^\perp > R_a} r^{\perp 2\xi} d^2 \mathbf{r}^\perp} \\ &= 4\zeta(3) f^3 \frac{\xi^5}{\Xi^2 \ell_B} N_c \frac{\xi - 1}{\xi - 2}, \end{aligned} \quad (58)$$

where $\zeta(t) = \sum_{n=1}^{\infty} n^{-t}$ is the Riemann zeta function. Then, replacing into (50), we have

$$\tilde{\rho}(R_a) = 2 \left(\frac{\xi - 1}{\xi} \right)^2 \left(1 - \left(\frac{\xi - 1}{\xi} \right)^3 \frac{\xi}{\xi - 2} \left(\frac{\xi^2}{\Xi} \right)^2 \zeta(3) \right) \quad (59)$$

This is in full agreement with the prediction from [34], where it was obtained by completely different means, generalizing the route outlined in [15, 16]. The term with $\zeta(3)$ should be seen as a small correction, meaning that to leading order, the contact density is twice its mean-field counterpart $(\xi - 1)^2/\xi^2$, see Eq.(53).

3. Strong coupling and thin cylinder limit: the contact density for finite R_b

We have seen that under large dilution ($R_b \rightarrow \infty$), the fraction f of condensed ions goes to its known Manning limit $f_M = 1 - 1/\xi$. The same limiting expression is reached in the mean-field regime as well ($\Xi \rightarrow 0$, at fixed ξ). At

arbitrary coupling Ξ and at finite although large R_b , the situation is more complex, and plagued by severe finite size effects [33, 34, 38]. It has been reported that one has in general $f > f_M$, but no analytical expression is available in general for f . Under strong coupling $\Xi \gg 1$, an empirical equation was put forward in [34], which relates f to the coupling parameter Ξ and $\log R_b/R_a$:

$$\frac{f - f_M}{f_M} \simeq \frac{\log \Xi - \delta}{\log \frac{R_b}{R_a}}. \quad (60)$$

For the range of values of ξ (between 3 and 5) and R_b/R_a explored in [34], $\delta \approx 4.5$ within a margin of 20%. We will soon be in a position to provide a justification of expression (60) (section IV B 4), but before turning to these considerations, we leave f as an unknown parameter and check for the consistency of the contact relations in which it appears.

We assume that R_b/R_a is finite, but large enough to allow for a clear-cut distinction between bound and unbound populations. Going back to (48) and neglecting the term in brackets, which is valid under strong coupling, we have

$$\tilde{\rho}(R_a) \simeq 2 f_M f. \quad (61)$$

The term neglected on the r.h.s of (48), can be estimated to behave like $\ell_B^2 N_c R_a^2 / (\xi^2 L a^3) \propto (R_a^2 / a^2) \ll 1$, from the needle constraint (see Fig. 5a), which can also be expressed as $\xi \ll \sqrt{\Xi}$. This very feature can also be observed in Eq. (59), where the term in $\zeta(3)$ is a correction to the dominant behavior. Introducing a parameter $t := \xi(f - f_M)$ ($t \in [0, 1]$), the contact density (61) can be written as

$$\frac{\tilde{\rho}(R_a)}{2f_M^2} \simeq 1 + \frac{t}{\xi - 1}. \quad (62)$$

This is in excellent agreement with Monte Carlo data, see Fig. 6, where f is in general unknown, but measured from the measured profiles following the inflection point criterion often used to quantify condensation [34, 44, 45], and to separate the bound from the unbound ions.

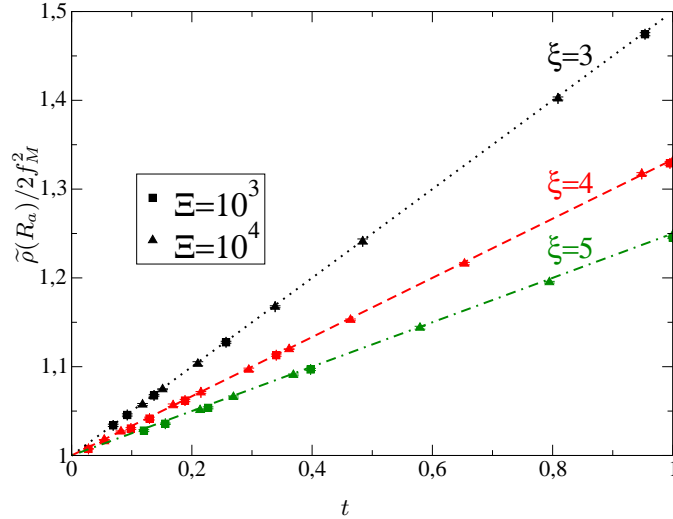


Figure 6: Contact density as a function of $t = \xi(f - f_M)$, which measures the deviation from infinite dilution condensation fraction. The prediction from Eq. (62) corresponds to the dashed lines in the plot. Upon changing the system size (in the range $10 < \log(R_b/R_a) < 100$), the fraction of condensed ions f changes, which causes t to vary. Error bars are smaller than the tick size.

Conversely, for the outer shell, we have to proceed from Eq. (49), where it is no longer possible to neglect the terms in square brackets. Making use of Eqs. (54), (55) and (56), we obtain

$$\left(\frac{R_b}{R_a}\right)^2 \tilde{\rho}(R_b) = (1 - f_M)^2 - (f - f_M)^2. \quad (63)$$

In t representation, this gives

$$\xi^2 \left(\frac{R_b}{R_a}\right)^2 \tilde{\rho}(R_b) = 1 - t^2, \quad (64)$$

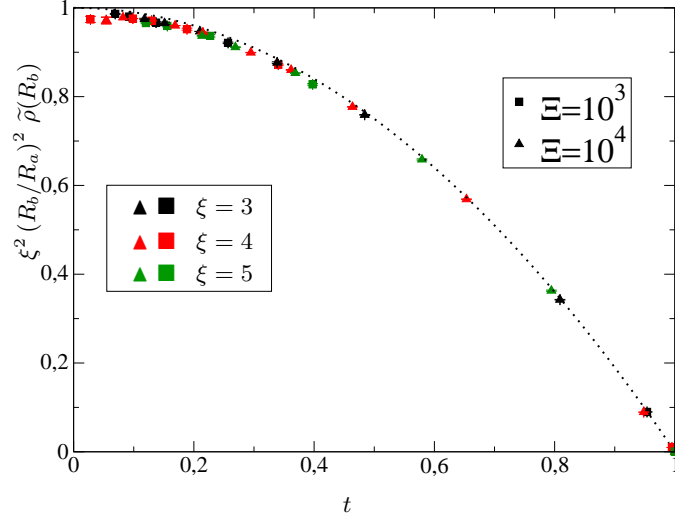


Figure 7: Same as Eq. (6) for the rescaled density at the outer surface R_b . Shown is $\xi^2 (R_b/R_a)^2 \tilde{\rho}(R_b)$, as a function of t . Note that the analytic prediction from Eq. (64), represented by the dotted curve, is independent of ξ .

which is a universal parabola, irrespective of ξ . Here also, the comparison with Monte Carlo is very good, see Fig. 7.

4. Estimation of the condensed fraction for finite R_b

We have so far derived contact relations at R_a (inner surface) and at R_b (outer surface), which have been shown to be confirmed by Monte Carlo simulations. These relations involve the condensed fraction, f , which is only known in the truly dilute limit where $R_b \rightarrow \infty$, in which case $f \rightarrow f_M = 1 - 1/\xi$. However, f , as several other quantities of interest, approaches its dilute limit in a logarithmic fashion, and our goal here is to derive an explicit expression for the size dependence of f . To this end, we develop in Appendix B a heuristic approach, which relies on the assumption that the bound (condensed) and unbound fluids can be clearly separated. The idea is to start from the following contact balance equation

$$\left(\frac{R_b}{R_a}\right)^2 \frac{\tilde{\rho}(R_b)}{\tilde{\rho}(R_a)} = \frac{(1 - f_M)^2 - (f - f_M)^2}{2f_M f}, \quad (65)$$

and to search for an alternative expression for the ratio of densities appearing on the left hand side. This is done in Appendix B. Combining Eq. (65) with Eq. (B13), and making again use of $t = \xi(f - f_M)$, we obtain

$$-\frac{\log(1 - t^2)}{2\xi} + \left(\frac{1 + f_M}{2} + \frac{t}{\xi}\right) \log\left(1 + \frac{t}{f_M \xi}\right) + \frac{t}{\xi} \left\{ \log \frac{R_b}{R_a} - \log \Xi - \frac{1 + f_M}{2f_M} - \mathcal{B}(\xi) \right\} = f_M \left\{ \log \Xi - \mathcal{A}\left(\xi, \frac{R_b}{R_a}\right) \right\}, \quad (66)$$

with \mathcal{A} and \mathcal{B} given by,

$$\mathcal{A}\left(\xi, \frac{R_b}{R_a}\right) = 2 \log \xi + \gamma - \log 2 + \log f_M + \frac{2 \left(\log \left[\log \frac{R_b}{R_a} \right] - 1 \right) + \log [2\xi^2 f_M^2] - 1}{2f_M \xi} \quad (67)$$

$$\mathcal{B}(\xi) = -2 \log \xi - \gamma + \log 2 - \log f_M - \frac{1 + f_M}{2f_M}.$$

Equation (66) simplifies in the limit of small t (i.e. large box size), where

$$t \simeq f_M \xi \frac{\log \Xi - \mathcal{A}\left(\xi, \frac{R_b}{R_a}\right)}{\log \frac{R_b}{R_a} - \log \Xi - \mathcal{B}(\xi)}. \quad (68)$$

Equation (68) provides the leading order and the main functional behavior for the condensed fraction of ions in the region below saturation. In the limit where $\log(R_b/R_a)$ is *large* we obtain the dominant behavior as

$$\frac{f - f_M}{f_M} \approx \frac{\log \Xi - \mathcal{A}\left(\xi, \frac{R_b}{R_a}\right)}{\log \frac{R_b}{R_a}}. \quad (69)$$

It is noteworthy that we recover the same expression as in the empirical Eq. (60).

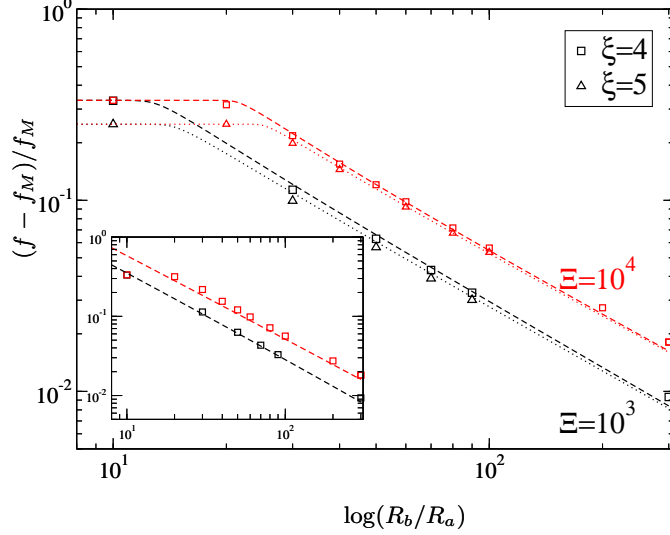


Figure 8: Condensed fraction under strong-coupling for $\xi = 4$ and 5 in a log-log plot where error bars are less than the tick size. The solid curve represents the numeric solution obtained for Eq. (66) and the symbols are from Monte Carlo. Notice that the analytic solution predicts saturation near $\log \frac{R_b}{R_a} \approx 10$ for $\Xi = 10^3$ and $\log \frac{R_b}{R_a} \approx 20$ for $\Xi = 10^4$. (Inset) Numerical results for the condensed fraction for $\xi = 4$ and the approximation from Eq. (69).

The numerical results from Monte Carlo simulations are displayed in Figs. 8 and 9, and compared both to the analytic prediction solving numerically Eq. (66) and to the asymptotic large box size expansion of Eq. (69). The agreement is good; we are indeed in the relevant regime of parameters where $\Xi \gg 1$, with the additional needle constraint $\xi^2 \ll \Xi$. These results tell us that we should expect saturation below a critical box size and above a certain coupling. Finally, regardless of the box size, $f \rightarrow f_M$ when $\Xi < e^A$. The quantity \mathcal{A} , as shown in Fig. 10, compares relatively well with the numerical estimation of 4.5 reported in [34].

5. Strong coupling – Thick cylinder limit

In this subsection, we consider the strong coupling regime $\Xi \gg 1$, but for a thick cylinder, i.e. $\xi/\sqrt{\Xi} \gg 1$. In this limit, the radius R_a of the cylinder is much larger than the lattice constant a of the Wigner crystal of counterions formed in the limit $T = 0$ in the surface of the cylinder. This is depicted in Fig. 5-c). The Wigner crystal is almost the planar hexagonal lattice, with probably some defects to accommodate to the curvature of the cylinder. The lattice spacing a is given by $a = cR_a\sqrt{\Xi}/\xi$, with $c = (4\pi/\sqrt{3})^{1/2}$. Let us consider the situation $R_b = \infty$ and focus on the contact density at the charged cylinder. In the planar case ($R_a = \infty$), it is $\tilde{\rho}(R_a) = 1$. We wish to estimate here the first correction to this value due to the cylinder curvature.

Rescaling all lengths by a in (50) gives

$$\tilde{\rho}(R_a) = 2 \left(\frac{\xi - 1}{\xi} \right)^2 - \frac{\xi - 1}{2\xi c} \langle \tilde{w} \rangle \frac{\sqrt{\Xi}}{\xi} \quad (70)$$

with $\tilde{w} = \sum_{i \in B} (\tilde{r}_i^\perp)^2 / \tilde{r}_i^3$, where $\tilde{\mathbf{r}}_i = \mathbf{r}_i/a$ are located at the positions of the crystal arrangement. The summation in \tilde{w} involves the bound ions, but we are here in a limit where the fraction of bound ions is very close to unity (from previous sections, we have that $1 > f > f_M = 1 - 1/\xi$, and ξ has to be large, meaning that $f \simeq 1$). We will therefore

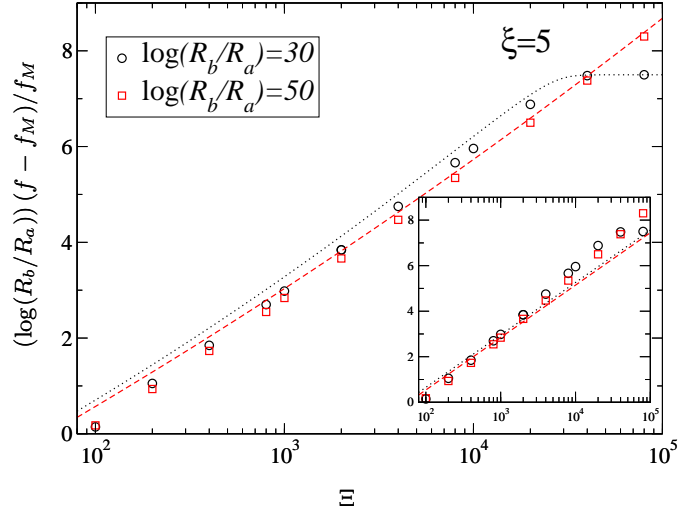


Figure 9: Condensed fraction under strong-coupling for $\log(R_b/R_a) = 30$ in a log-linear plot. As in Fig 8, the symbols are for Monte Carlo data and the curves for the solution of Eq. (66). The analytic result predicts saturation, visible only for $\log(R_b/R_a) = 30$ close to $\Xi \approx 2 \times 10^4$. (Inset) Monte Carlo results for the condensed fraction compared the approximation from Eq. (69).

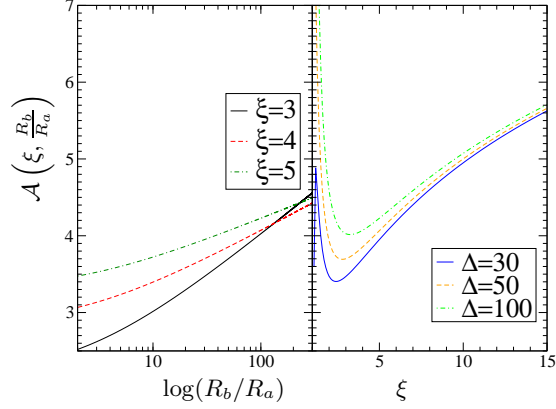


Figure 10: Plot of \mathcal{A} as a function of $\log(R_b/R_a)$ and ξ . The value obtained in [34] corresponds to $\mathcal{A} \simeq 4.5$. Also, we used the abbreviation $\Delta = \log(R_b/R_a)$.

neglect the unbound ions in this analysis. Since the surface is almost planar (the curvature is measured by the ratio $a/R_a \ll 1$), we can approximate $\tilde{w} = S_1 + S_2$ with

$$S_1 = \sum_n \sum_{j=-\infty}^{+\infty} \frac{n^2}{(n^2 + 3j^2)^{3/2}} \quad (71)$$

and

$$S_2 = \sum_n \sum_{j=-\infty}^{+\infty} \frac{(n + 1/2)^2}{((n + 1/2)^2 + 3(j + 1/2)^2)^{3/2}} \quad (72)$$

The sum over n runs over all lattice points on the circumference of the cylinder. That sum gives a leading contribution which is of order $2\pi R_a/a$, the number of lattice points in the circumference. Therefore, using the fact that

$$\lim_{n \rightarrow \infty} \sum_{j=-\infty}^{+\infty} \frac{n^2}{(n^2 + 3j^2)^{3/2}} = \frac{2}{\sqrt{3}}, \quad (73)$$

it is convenient to write

$$S_1 = \frac{2\pi R_a}{a} + \sum_{n=-\infty}^{+\infty} \left[\sum_{j=-\infty}^{+\infty} \frac{n^2}{(n^2 + 3j^2)^{3/2}} - \frac{2}{\sqrt{3}} \right] \quad (74)$$

and a similar equation for S_2 . Notice that the regularized sum

$$S_1^* = \sum_{n=-\infty}^{+\infty} \left[\sum_{j=-\infty}^{+\infty} \frac{n^2}{(n^2 + 3j^2)^{3/2}} - \frac{2}{\sqrt{3}} \right] \quad (75)$$

is convergent, and can be numerically evaluated: $S_1^* \simeq -0.80959$. The regularized version of the second sum is $S_2^* \simeq -1.29712$. Putting all results together

$$\tilde{\rho}(R_a) = \left(\frac{\xi - 1}{\xi} \right)^2 \left(1 - \frac{1}{\xi - 1} - \frac{\xi}{\xi - 1} \frac{S_1^* + S_2^* \sqrt{\Xi}}{2c} \frac{\sqrt{\Xi}}{\xi} \right) \quad (76)$$

Taking into account that $1/\xi$ corrections are sub-leading terms compared to $\sqrt{\Xi}/\xi$ (since $\xi \gg \sqrt{\Xi} \gg 1$), and the numerical values of the lattice sums S_1^* and S_2^* , we find

$$\tilde{\rho}(R_a) = f_M^2 \left(1 + s \frac{\sqrt{\Xi}}{\xi} \right) \simeq \left(1 + s \frac{\sqrt{\Xi}}{\xi} \right) \quad \text{with } s := -\frac{S_1^* + S_2^*}{2c} \simeq 0.391066. \quad (77)$$

To leading order and for the sake of comparison with results in spherical geometry, this can be rewritten as

$$\tilde{\rho}(R_a) = \frac{n(R_a)}{2\pi\ell_B\sigma_a^2} \simeq 1 + \sqrt{\frac{q}{\pi\sigma_a}} \frac{s}{\sqrt{2}} \mathcal{C}, \quad (78)$$

where $\mathcal{C} = 1/R_a$ is the curvature of the colloid.

We have assumed here the lattice on the cylinder to be arranged such that sites separated by a distance a lie on the circumference of the cylinder. One could also consider that the lattice is arranged so that the sites on the circumference are separated by $\sqrt{3}a$, that is, the previous lattice rotated by $\pi/2$. The individual sums S_1 and S_2 change. For instance the regularized equivalent of S_1 will be

$$S_1^{**} = \sum_{n=-\infty}^{+\infty} \left[\sum_{j=-\infty}^{+\infty} \frac{3n^2}{(3n^2 + j^2)^{3/2}} - 2 \right]. \quad (79)$$

Although the individual sums are different, their sum $S_1^* + S_2^*$ is the same, yielding the final result (76) unchanged. To put this prediction to the test, we plot in Fig. 11 the contact density in a way that clearly evidences the correction embedded in expression (76). When $\xi > \sqrt{\Xi}$ (the thick cylinder range), the agreement is noticeable. This analysis confirms the relevance of the parameter $\xi/\sqrt{\Xi}$ as ruling the strong coupling large Ξ regime.

Figure 11 exemplifies the crossover between the thin and the thick cylinder limiting cases. A further illustration is provided by Fig. 12, showing the contact density. At small Ξ , it is not a surprise to see the mean-field result hold. At large Ξ (10^2 and 10^3 on the figure), the behavior depends on the ratio $\xi/\Xi^{1/2}$. If it is small, the thin cylinder formula applies (dotted line), and leads to a rescaled contact density which increases with ξ , at fixed Ξ . On the other hand, for $\xi > \Xi^{1/2}$, the thick cylinder phenomenology takes over and leads to a decrease of contact density. The maximum of the curve corresponds to the crossover between both regimes, that is again found to take place at $\xi/\sqrt{\Xi} \approx 0.4$. It appears that for all fixed Ξ , no matter how large, the limit of large ξ invariably leads to $\tilde{\rho}(R_a) = 1$. This was expected, since this is nothing but the contact theorem for a planar interface, which holds for all values for Ξ .

To conclude this study of screening in cylindrical geometry (with 3D Coulombic interactions in $1/r$ between particles), we have summarized in Fig. 5 our main findings pertaining to the contact density. In all the present subsection, the system size R_b/R_a can be considered as (exponentially) large, so that the results presented apply to an isolated charged macro-cylinder.

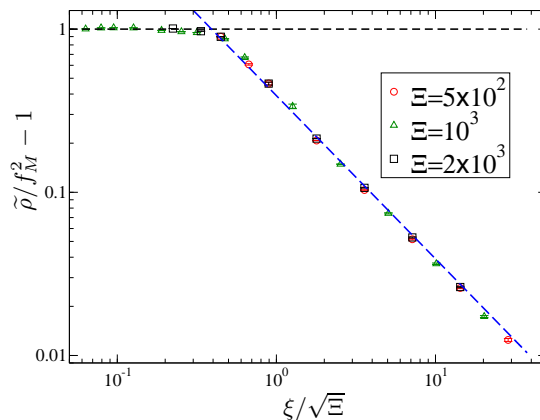


Figure 11: Rescaled contact density at R_a ($\tilde{\rho}/f_M^2 - 1$) as a function of $\xi/\sqrt{\Xi}$, on a log-log scale. The crossover from the needle into the thick limit appears approximately at $\xi/\sqrt{\Xi} \approx 0.4$. The dashed curves represent the prediction for the thin (black – Eq. (59) without the correction in $\zeta(3)$, valid on the left hand side) and thick (blue – Eq. (76)) cases.

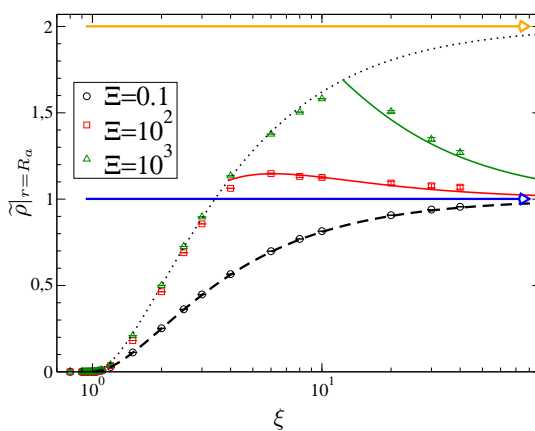


Figure 12: Contact density at $r = R_a$ versus Manning parameter ξ for $\Xi = 0.1, 10^2$ and 10^3 ; here $R_b/R_a = e^{300}$ and $N = 300$. The symbols are for the Monte Carlo data. The dashed line shows the mean-field (Poisson-Boltzmann) prediction (53), very accurate for small Ξ . The dotted curve displays the leading order form Eq. (59), which does not depend on Ξ . The solid red and green curves represent the 'thick' prediction from (77) respectively for $\Xi = 10^2$ and 10^3 . The solid arrowed horizontal lines represent the asymptotic infinite ξ needle (top) and thick (bottom) limits. Note that at large enough Ξ , the planar limit (large ξ) is approached from above, with contact densities always larger than unity, at variance with mean-field behavior.

V. APPLICATION II: SCREENING OF A SPHERICAL MACRO-ION AND EFFECT OF COULOMBIC COUPLING

After having focused on the screening properties of cylindrical macro-ions, we will address the case of spheres in $d = 3$. We start by the strong coupling limit, where mean-field breaks down, and then turn to the weak coupling limit. It will be shown that the effect of curvature on the contact density is opposite in these two limiting cases. This conclusion also holds for cylinders.

A. Strong coupling

The analysis of section III B provides a convenient starting point for discussing strong coupling effects for spherical colloids, a topic of interest [3, 15, 16, 46]. In particular, Monte Carlo simulations have been performed [47], where the density of counterions in contact with a spherical macro-ion is reported at various couplings. The system studied is salt free, so that we resort to Eq. (27). The Coulombic coupling within an ensemble of colloidal spheres is measured again as $\Xi = 2\pi\ell_B^2 q^3 |\sigma_a|$; it may be enhanced by increasing the valency q and we consider the often studied case $\sigma_b = 0, \sigma_a \neq 0$.

In general, the mean Hamiltonian, which appears in (27), is not known explicitly, but a useful simplification occurs

when Ξ becomes large enough (roughly speaking, larger than 50). Indeed, most counterions lie in the immediate vicinity of the colloids, and form a strongly modulated two dimensional liquid, or crystal if Ξ exceeds the crystallization threshold. In these conditions, a one component plasma picture may be invoked (with a Wigner hexagonal crystal of counter-ions in a neutralizing two-dimensional background), and an excellent approximation for the energy $\langle H \rangle$ is given by its ground state value U , which reads [48]

$$\beta U = -\mathcal{M} \frac{\ell_B}{2R_a} Q_a^{3/2} q^{1/2} \quad (80)$$

where $\mathcal{M} \simeq 1.10$ is some Madelung constant [3]. In the above equation, curvature effects have been neglected, and the energy expressed from its planar limit. This requires that the number of charges $Q_a = 4\pi R_a^2 \sigma_a$ is somewhat larger than unity, a condition that is easily met in practice. Enforcing $\langle H \rangle = U$ in Eq. (27), we arrive at

$$\frac{n(R_a)}{2\pi\ell_B\sigma_a^2} \simeq 1 + \mathcal{M} \left(\frac{q}{Q_a}\right)^{1/2} + 6 \frac{R_a}{qQ_a\ell_B} \left[\frac{P}{P_{id}} - 1\right] \quad (81)$$

where it was remembered that $\beta P = n(R_b)$ is the pressure of the system, and P_{id} is the ideal gas reference pressure ($\beta P_{id} = Q_a \rho_c / q$, where ρ_c is the colloidal mean density). The contribution in $R_b^3 n(R_b)$, giving rise to the term in $P/P_{id} < 1$ in (81) usually is negligible at large couplings, except at very large colloidal concentrations, so that we have

$$\tilde{\rho}(R_a) = \frac{n(R_a)}{2\pi\ell_B\sigma_a^2} \simeq 1 + \mathcal{M} \left(\frac{q}{Q_a}\right)^{1/2} - 6 \frac{R_a}{qQ_a\ell_B}. \quad (82)$$

To test this prediction, we consider that parameter set in Ref. [47] that exhibits the largest coupling: $Q_a = 60$, $q = 3$, $R_a = 2.2 \text{ nm}$ [49]. Upon changing the density of colloids by a factor of 8, the ionic density at contact $n(R_a)$, as given in Table II of Ref. [47], is remarkably constant, between 4.9 and 5 10^{-6} nm^{-3} . Making use of Eq. (82) gives 5 10^{-6} nm^{-3} , in excellent agreement. This correspond to an increase of the contact density, compared to the planar limit, by an amount of 14%. Indeed, in Eq. (82), the dominant correction on the right hand side is $\mathcal{M} (q/Q_a)^{1/2}$, and thus positive: the effect of curvature is here to enhance ionic density at contact (we are in a limit where the presence of the outer boundary at $r = R_b$ does not affect the profile at $r = R_a$). A way to decrease curvature, at fixed surface charge σ_a , would be to increase R_a , and given that $Q_a \propto R_a^2$, Eq. (82) yields the expected unity on the right hand side in that limit. We stress here that the simulations in Ref [47] were not performed with the cell model restriction, but for a collection of 80 colloids (with thus their $80 \times 60/3 = 1600$ counterions). The agreement found not only assesses the strong coupling approach [50], but also the cell viewpoint as such.

For comparison with results pertaining to the cylindrical geometry, it is convenient to rewrite Eq. (82) as

$$\frac{n(R_a)}{2\pi\ell_B\sigma_a^2} \simeq 1 + \sqrt{\frac{q}{\pi\sigma_a}} \frac{1}{R_a} \left(\frac{\mathcal{M}}{2} - \frac{3}{\sqrt{2\Xi}}\right) \quad (83)$$

It is a strong coupling-weak curvature expansion, which reads, to dominant order in coupling

$$\frac{n(R_a)}{2\pi\ell_B\sigma_a^2} \simeq 1 + \sqrt{\frac{q}{\pi\sigma_a}} \frac{\mathcal{M}}{4} \mathcal{C}. \quad (84)$$

where $\mathcal{C} = 2/R_a$ is the curvature of the colloid. Given that the quantity s introduced in (77) fulfills $s/\sqrt{2} = \mathcal{M}/4$, it appears that expression (84) coincides with (78), valid for weakly curved, strongly charged cylinders. We therefore surmise that relation (84) is valid for all curved objects under strong coupling Ξ , provided that the local radius of curvature is large compared to $\sqrt{q/\sigma_a}$, the lattice constant that would be formed at vanishing temperature. The reason for the positive sign of the curvature correction is quite clear by considering *a contrario* a negatively curved macroion where curvature brings counterions closer to each other than in the planar case. The opposite happens here for positively curved objects, and curvature is thus conducive to ionic condensation onto the macro-ion.

B. From strong to weak couplings

We have seen that compared to a plate of similar surface charge, the ionic density at contact is enhanced due to curvature for both spheres and cylinders. This has been shown explicitly in the strong coupling limit $\Xi \gg 1$, but there are hints from simulations [47] that the opposite conclusion may hold in the mean-field (Poisson-Boltzmann)

regime $\Xi \ll 1$. For consistency with section V A, we take again $\sigma_b = 0$ and the question is now to know the sign for the quantity $n(R_a) - 2\pi\ell_B\sigma_a^2 - n(R_b)$, which identically vanishes in the planar case. We start from the exact relation (27)

$$n(R_a) - 2\pi\ell_B\sigma_a^2 - n(R_b) = -\frac{\beta\langle H \rangle}{4\pi R_a^3} + \left[\left(\frac{R_b}{R_a} \right)^3 - 1 \right] n(R_b) - \frac{3|\sigma_a|}{qR_a}. \quad (85)$$

that holds both under small or large couplings. While one has in general $\langle H \rangle < 0$, and $R_b > R_a$ by construction, the last term on the right hand side is negative, so that no conclusion can be drawn at this stage concerning the sign of the right hand side of the equality, even assuming Ξ small. To proceed, another type of argument is necessary, and (85) must be relinquished. The idea is to invoke the Poisson-Boltzmann equation itself, fulfilled by the mean-field electric potential [3], from which the ionic density follows:

$$\nabla^2\phi = -4\pi\ell_B \sum_{\alpha} q_{\alpha} n_{\alpha}^0 e^{-q_{\alpha}\phi}. \quad (86)$$

This is the most general form for a mixture, where the ionic density for species α is $n_{\alpha}^0 \exp(-q_{\alpha}\phi)$ and ϕ is dimensionless. We can treat here on equal footings the cylindrical $d = 2$ and the spherical $d = 3$ cases, which only differ from the expression of the Laplacian ∇^2 . We assume ϕ to be radially symmetric, multiply both sides of Eq. (86) by $\partial\phi/\partial r$, and integrate with respect to r . This yields

$$n(R_a) - 2\pi\ell_B\sigma_a^2 - n(R_b) = -(d-1) \int_{R_a}^{R_b} \frac{1}{r'} \left(\frac{\partial\phi}{\partial r'} \right)^2 dr', \quad (87)$$

which is therefore negative, as anticipated. Thus, at mean-field level, the effect of curvature is to decrease the contact ionic density at R_a . This is the opposite scenario compared to that occurring under strong coupling (see section V A). We also note that whenever $\sigma_b \neq 0$, relation (87) holds provided the left hand side is replaced by $n(R_a) - 2\pi\ell_B\sigma_a^2 - n(R_b) + 2\pi\ell_B\sigma_b^2$. We stress again that the conclusion on the sign also holds in two dimensions, and for $d = 1$ (planar case), the right hand side of (87) vanishes, see the constraint (3), that is (remarkably) also valid within mean-field. For $d = 2$, it was already seen in Fig. 12 that the $\Xi = 0.1$ results were below unity, meaning that $n(R_a) < 2\pi\ell_B\sigma_a^2$ (we are there close to the $R_b \rightarrow \infty$ limit for which $n(R_b) \rightarrow 0$, with furthermore $\sigma_b = 0$).

A further comment concerning Poisson-Boltzmann theory is in order. Within the mean-field premises, the internal energy of the system may be expressed

$$\beta\langle H \rangle = \frac{1}{2} \int_{cell} \frac{1}{e} \rho_{tot}(\mathbf{r})\phi(\mathbf{r}) d\mathbf{r} \quad (88)$$

where the integral, running over the entire cell, involves the total ionic density ρ_{tot} , and includes also the charged boundaries at R_a and R_b . Inserting this relation in Eq. (85), we obtain a 'sum rule', that holds at the level of Poisson-Boltzmann theory only, but that can be proven starting directly from (86) [51]. This is another confirmation, in a limiting case, for the validity of the expressions we have derived.

VI. CONCLUSION

The exact contact relation

$$n_a - 2\pi\ell_B\sigma_a^2 - n_b + 2\pi\ell_B\sigma_b^2 = 0 \quad (89)$$

does only hold in the planar case, when classical ions interacting by Coulomb forces are confined in a slab of two parallel walls, bearing surface charge densities $\sigma_a e$ and $\sigma_b e$. In itself, this relation is remarkable, for it does not depend on the strength of Coulombic coupling. It therefore equally applies to weakly, moderately, and strongly coupled situations, and is therefore fulfilled, in particular, by the Poisson-Boltzmann mean-field theory [52]. Our primary motivation was to investigate how it should be modified when dealing with curved interfaces. To this end, we considered a cell model approach where a macro-ion of surface charge density $\sigma_a e$ is enclosed in a concentric confining cell of similar geometry, cylindrical, or spherical (with charge density $\sigma_b e$). New exact relations were derived. Quite expectedly, the two-dimensional results (i.e. when charges interact through a log potential) are more explicit than their three dimensional counterpart. Our results provide a convenient starting point to discuss the strong coupling limit of the contact densities under study. In particular, it was shown (for $\sigma_b = 0$, but with presumably no loss of

generality), that the l.h.s of Eq. (89) is positive for weak curvatures, with an expression that is the same for both spherical and cylindrical macro-ions, see Eq. (84) which embodies the exact strong-coupling correction to the planar case. For cylindrical macro-ions, the situation of strong curvature was also worked out (referred to as the needle, or thin cylinder limit). On the other hand, in the mean-field limit, that is when the Coulombic coupling measured by a parameter of the form $\ell_B^2 \sigma_a$ is small, the quantity on the l.h.s. of Eq. (89) becomes negative, a phenomenon that does not seem particularly intuitive.

We would like to thank Ladislav Šamaj, Alexandre Pereira dos Santos and Yan Levin for fruitful discussions. The authors acknowledge support from ECOS-Nord/COLCIENCIAS-MEN-ICETEX. J.P.M. and G.T. acknowledge partial financial support from Fondo de Investigaciones, Facultad de Ciencias, Universidad de los Andes.

Appendix A: Derivation of Eq. (29)

Let

$$W_1/e^2 = \left\langle \sum_{i<j} q_i q_j \frac{r_{ij}^{\perp 2}}{r_{ij}^3} \right\rangle \quad (\text{A1})$$

$$= \frac{1}{2} \int \sum_{\alpha\gamma} q_\alpha q_\gamma n_\alpha n_\gamma (1 + h_{\alpha\gamma}(\mathbf{r}_1^\perp, \mathbf{r}_2^\perp, z_1 - z_2)) \frac{|\mathbf{r}_1 - \mathbf{r}_2|^\perp{}^2}{|\mathbf{r}_1 - \mathbf{r}_2|^3} d\mathbf{r}_1 d\mathbf{r}_2. \quad (\text{A2})$$

We have

$$W_1/e^2 = \lim_{L \rightarrow \infty} \frac{L}{2} \int d^2\mathbf{r}_1^\perp d^2\mathbf{r}_2^\perp \int_{-L/2}^{L/2} dz \sum_{\alpha\gamma} q_\alpha q_\gamma n_\alpha n_\gamma (1 + h_{\alpha\gamma}(\mathbf{r}_1^\perp, \mathbf{r}_2^\perp, z)) \frac{r_{12}^{\perp 2}}{(r_{12}^{\perp 2} + z^2)^{3/2}} \quad (\text{A3})$$

Using

$$\int_{-L/2}^{L/2} \frac{dz}{(r_{12}^{\perp 2} + z^2)^{3/2}} = \frac{2L}{r_{12}^{\perp 2} \sqrt{r_{12}^{\perp 2} + L^2}} \rightarrow \frac{2}{r_{12}^{\perp 2}}, \quad (L \rightarrow \infty) \quad (\text{A4})$$

we find

$$W_1/e^2 = \frac{1}{L} (Q_a + Q_b)^2 + \frac{L}{2} \int d^2\mathbf{r}_1^\perp d^2\mathbf{r}_2^\perp \int_{-L/2}^{L/2} dz \sum_{\alpha\gamma} q_\alpha q_\gamma n_\alpha n_\gamma h_{\alpha\gamma}(\mathbf{r}_1^\perp, \mathbf{r}_2^\perp, z) \frac{r_{12}^{\perp 2}}{(r_{12}^{\perp 2} + z^2)^{3/2}}. \quad (\text{A5})$$

The virial average is then

$$\langle W \rangle / e^2 = \frac{1}{L} (Q_b^2 - Q_a^2) + \frac{L}{2} \int d^2\mathbf{r}_1^\perp d^2\mathbf{r}_2^\perp \int_{-L/2}^{L/2} dz \sum_{\alpha\gamma} q_\alpha q_\gamma n_\alpha n_\gamma h_{\alpha\gamma}(\mathbf{r}_1^\perp, \mathbf{r}_2^\perp, z) \frac{r_{12}^{\perp 2}}{(r_{12}^{\perp 2} + z^2)^{3/2}} \quad (\text{A6})$$

Replacing in Eq. (20), we find Eq. (29).

Appendix B: Screening of cylindrical macroions : Condensed fraction of ions

Our starting point is the contact balance equation Eq. (65). We then introduce the potential of mean force Φ such that

$$\tilde{\rho}(r) \propto e^{-\beta\Phi(r)}. \quad (\text{B1})$$

As such, the potential carries contributions from the charged rod, the bound (\mathcal{B}) and unbound (\mathcal{U}) charges as,

$$\beta\Phi(r) = 2\xi \log \frac{r}{R_a} + \beta\Phi_{\mathcal{B}}(r) + \beta\Phi_{\mathcal{U}}(r), \quad (\text{B2})$$

with $2\xi \log r$ the energy due to the cylinder, and $\Phi_{\mathcal{B}}$ and $\Phi_{\mathcal{U}}$ respectively to the ions. With these notations:

$$\begin{aligned} \left(\frac{R_b}{R_a}\right)^2 \frac{\tilde{\rho}(R_b)}{\tilde{\rho}(R_a)} &= \exp\left(2 \log \frac{R_b}{R_a} + \beta\Phi(R_a) - \beta\Phi(R_b)\right) \\ &= \exp\left(-2(\xi - 1) \log \frac{R_b}{R_a} + \beta(\Phi_{\mathcal{B}}(R_a) - \Phi_{\mathcal{B}}(R_b)) + \beta(\Phi_{\mathcal{U}}(R_a) - \Phi_{\mathcal{U}}(R_b))\right). \end{aligned} \quad (\text{B3})$$

The difficulty is now to obtain relevant expressions for the potentials $\Phi_{\mathcal{B}}$ and $\Phi_{\mathcal{U}}$. This is the purpose of the following calculations.

The contribution $\Phi_{\mathcal{U}}$ stems from the very dilute cloud of unbound ions, far from the charged cylinder, and is of mean-field type. It can thus be obtained analytically, see below. On the other hand, the contribution from bound ions is more difficult to estimate, and we will resort to a near-field expansion, when Coulombic coupling is large. Considering a perfectly formed one-dimensional Wigner crystal at $r = R_a$ (inner cylinder), the approach consists in taking the single particle variant energy formulation [34]; thus, we may write for the bound contribution,

$$\beta\Phi_{\mathcal{B}}(r) = 2\xi f G\left(\frac{r}{a'}\right) = 2\xi f G\left(\frac{\xi^2 f r}{\Xi R_a}\right), \quad (\text{B4})$$

with a' the lattice spacing parameter of the crystal [see Fig 5a)], related to the parameters through [34] $R_a/a' = \xi^2 f/\Xi$. Here, $G(x)$ is defined as,

$$G(x) := \sum_{j=1}^{\infty} \left(\frac{1}{\sqrt{j^2 + x^2}} - \frac{1}{j} \right). \quad (\text{B5})$$

An approximate evaluation can be obtained through direct integration of Eq. (B5) using Euler–Maclaurin’s formula. The result for $G(x)$ is,

$$G(x) \simeq -\log \frac{1 + \sqrt{1 + x^2}}{2} - \gamma \left(1 - \frac{1}{\sqrt{1 + x^2}}\right). \quad (\text{B6})$$

Note that the small x behavior for $G(x)$, which is $G(x) \approx -\zeta(3)x^2/2$, is responsible for the corrections to the profile to leading order at R_a [15, 34]. For large x its behavior is given by $G(x) \approx -\log x + \log 2 - \gamma$.

The contribution from the unbound ions can be obtained under the assumption that the behavior of such ions is mean field like. This population is subjected to the dressed potential of the inner cylinder, with an effective charge $\xi_{\text{eff}} = \xi(1 - f)$ that is smaller than unity as we have seen from previous results [34]. Such evaluation is possible directly from the mean field density n_{MF} , through

$$e^{\beta(\Phi_{\mathcal{U}}(R_a) - \Phi_{\mathcal{U}}(R_b))} = \frac{n_{MF}(R_a)}{n_{MF}(R_b)} - 2\xi_{\text{eff}} \log \frac{R_b}{R_a}. \quad (\text{B7})$$

Notice we have subtracted the contribution due to the effective cylinder as it is already accounted for in (B2). Using Eq. (4) from [34] we obtain,

$$\beta(\Phi_{\mathcal{U}}(R_a) - \Phi_{\mathcal{U}}(R_b)) = 2(1 - \xi_{\text{eff}}) \log \frac{R_b}{R_a} + \begin{cases} \log \left[\frac{(\xi_{\text{eff}} - 1)^2 - \alpha^2}{1 - \alpha^2} \right], & \xi_{\text{eff}} \leq \xi_c \\ \log \left[\frac{(\xi_{\text{eff}} - 1)^2 + \alpha^2}{1 + \alpha^2} \right], & \xi_{\text{eff}} \geq \xi_c \end{cases}. \quad (\text{B8})$$

Here ξ_c is the Fuoss critical parameter defined as,

$$\xi_c = \frac{\log \frac{R_b}{R_a}}{1 + \log \frac{R_b}{R_a}}, \quad (\text{B9})$$

and α is defined through a transcendental equation depending on ξ_{eff} and $\log(R_b/R_a)$.

Our interest in the computation of the condensed fraction of ions lies in the dilute regime where f tends to f_M , or equivalently when $\log(R_b/R_a)$ is large. In this range, we may take $\xi_{\text{eff}} \sim \xi_c$ (close to unity) where $\alpha = 0$. Hence,

$$\beta(\Phi_{\mathcal{U}}(R_a) - \Phi_{\mathcal{U}}(R_b)) \approx -2 \left(\log \left[\log \frac{R_b}{R_a} \right] - 1 \right) + \mathcal{O} \left[\frac{1}{\log(R_b/R_a)} \right]. \quad (\text{B10})$$

Gathering results,

$$\beta\Phi_{\mathcal{B}}(R_b) - \beta\Phi_{\mathcal{B}}(R_a) \simeq -2f\xi \log \frac{R_b}{R_a} + 2f\xi [\log \Xi - 2 \log \xi - \log f + \log 2 - \gamma], \quad (\text{B11})$$

$$\beta\Phi_{\mathcal{U}}(R_b) - \beta\Phi_{\mathcal{U}}(R_a) \simeq -2 \left(\log \left[\log \frac{R_b}{R_a} \right] - 1 \right), \quad (\text{B12})$$

where γ is Euler-Mascheroni constant. Equation (B3) then becomes

$$\left(\frac{R_b}{R_a} \right)^2 \frac{\tilde{\rho}(R_b)}{\tilde{\rho}(R_a)} = \exp \left(2(1 - \xi + f\xi) \log \frac{R_b}{R_a} + 2 \log \left[\log \frac{R_b}{R_a} \right] - 2 - 2f\xi (\log \Xi - 2 \log \xi - \log f + \log 2 - \gamma) \right) \quad (\text{B13})$$

This last equation, together with the contact balance equation (65), gives the fundamental relationship for the fraction f , Eq. (66) in the main text.

-
- [1] J.-P. Hansen and H. Löwen, *Annu. Rev. Phys. Chem.* **51**, 209 (2000).
[2] L. Belloni, *J. Phys.: Cond. Matter* **12**, 549 (2000).
[3] Y. Levin, *Rep. Prog. Phys.* **65**, 1577 (2002).
[4] R. Messina, *J. Phys.: Condens. Matter* **21** 113102 (2009).
[5] B. Jancovici, *Phys. Rev. Lett.* **46**, 386 (1981).
[6] P. J. Forrester, *Phys. Rep.* **301**, 235 (1998).
[7] L. Šamaj, *J. Phys. A: Math. Gen.* **36**, 5913 (2003).
[8] D. Henderson and L. Blum, *J. Chem. Phys.* **69**, 5441 (1978); D. Henderson, L. Blum, and J.L. Lebowitz, *J. Electroanal. Chem.* **102**, 315 (1979).
[9] S. L. Carnie and D. Y .C. Chan, *J. Chem. Phys.* **74**, 1293 (1981).
[10] H. Wennerström, B. Jönsson, and P. Linse, *J. Chem. Phys.* **76**, 4665 (1982).
[11] E. Trizac and I. Pagonabarraga, *Am. J. Phys.* **76**, 777 (2008).
[12] D. Frydel and Y. Levin, *J. Chem. Phys.* **137**, 164703 (2012).
[13] Incidentally, it is interesting to note that the celebrated Poisson-Boltzmann theory does fulfill the contact theorem, whereas other approaches, aiming at improving upon it, do not [12].
[14] R. R. Netz, *Eur. Phys. J. E* **5**, 557 (2001).
[15] L. Šamaj and E. Trizac, *Phys. Rev. Lett.* **106**, 078301 (2011).
[16] L. Šamaj and E. Trizac, *Phys. Rev. E* **84**, 041401 (2011).
[17] L. Šamaj and E. Trizac, Lecture notes for the International School on Physics 'Enrico Fermi': Physics of Complex Colloids, Varenna, Italy, July 3-13 2012, organized by C. Bechinger, F. Sciortino and Primoz Zihler; Proceedings of Course CLXXXIV; arXiv:1210.5843
[18] Note that this relation does not depend on the particular valencies nor charges of the microscopic species.
[19] R. M. Fuoss, A. Katchalsky and S. Lifson, *Proc. Nat. Acad. Sci.* **37**, 579 (1951).
[20] R. A. Marcus, *J. Chem. Phys.* **23**, 1057 (1955).
[21] M. Deserno and C. Holm, in "Electrostatic Effects in Soft Matter and Biophysics", eds. C. Holm, P. Kékicheff, and R. Podgornik, NATO Science Series II - Mathematics, Physics and Chemistry, Vol. 46, Kluwer, Dordrecht (2001).
[22] V. Lobaskin and P. Linse, *J. Chem. Phys.* **111**, 4300 (1999).
[23] L. Bocquet, E. Trizac and M. Aubouy, *J. Chem. Phys.* **117**, 8138 (2002).
[24] Y. Levin, E. Trizac and L. Bocquet, *Journal of Physics: Condensed Matter* **15**, S3523 (2003).
[25] G. Téllez and E. Trizac, *J. Chem. Phys.* **118**, 3362 (2003).
[26] D. Antypov and C. Holm, *Phys. Rev. Lett* **96**, 088302 (2006).
[27] G. C. Claudio, K. Kremer and C. Holm, *J. Chem. Phys.* **131** 094903, (2009).
[28] A. R. Denton, *J. Phys. Condens. Matt.* **22**, 364108 (2010).
[29] B. Jönsson, J. Persello, J. Li and B. Cabane, *Langmuir* **27**, 6606 (2011).
[30] When $\sigma_b \neq 0$, the notion of pressure should be considered with caution, as discussed for one-component plasmas in Ref. [31].
[31] P. Choquard, P. Favre and C. Gruber, *J. Stat. Phys.* **23**, 405 (1980).
[32] When there is a symmetry mismatch, such as with a charged disc in a spherical cell, or a charged cylinder of finite size, the pressure takes a more complicated form [26, 53, 54].
[33] A. Naji and R. R. Netz, *Phys. Rev. E* **73**, 056105 (2006).
[34] J. P. Mallarino, G. Téllez and E. Trizac, *J. Phys. Chem. B* **117**, 12702 (2013).
[35] D. C. Grahame, *Chem. Rev.* **41**, 441 (1947).
[36] Formally, the limit can be taken considering that $\beta e^2 \sigma_a^2$ is fixed, and likewise for σ_b . Otherwise, the limit $\beta e^2 \rightarrow 0$ is trivial, with uniform profiles, as would occur say for diverging temperature.

- [37] The Manning parameter for the two dimensional systems is defined as $\xi = \beta |Q_a q| / 2$, and is related to the coupling constant Γ through neutrality as $\xi = N\Gamma/2$.
- [38] A. Naji and R. R. Netz, *Phys. Rev. Lett.* **95**, 185703 (2005).
- [39] Y. Burak and H. Orland, *Phys. Rev. E* **73**, 010501 (2005).
- [40] J. P. Mallarino, Condensation in rod-like polyelectrolytes : the no-salt solution case, PhD thesis, Universidad de los Andes, Bogotá, Colombia (2013).
- [41] G. Téllez and J. P. Mallarino, in preparation
- [42] This definition of the number of condensed ions N_c agrees with [39, Eq. (19)] if $2/\Gamma$ is not an integer. It differs by one when $2/\Gamma$ is an integer. In the case when $2/\Gamma$ is an integer, one counterion is “floating” around and a precise definition of condensed counterions (such as the one proposed above) should be provided to properly compute N_c and decide if the “floating” counterion is included or not in the condensed fraction.
- [43] G. S. Manning, *J. Chem. Phys.* **51**, 924, 934, 3249 (1969).
- [44] E. Trizac and G. Téllez, *Phys. Rev. Lett.* **96**, 038302 (2006).
- [45] L. Belloni, *Colloids Surfaces A: Physicochem. Eng. Aspects* **140**, 227 (1998).
- [46] B. I. Shklovskii, *Phys. Rev. E* **60**, 5802 (1999).
- [47] P. Linse and V. Lobaskin, *J. Chem. Phys.* **112**, 3917 (2000).
- [48] Note that both sides of Eq. (80) depend on inverse temperature, so that U is effectively independent on temperature, as it should for a ground state feature.
- [49] The radius of the colloids in Ref. [47] is 2 nm, but it should be augmented by the ionic radius (0.2 nm) to get a meaningful comparison.
- [50] As a further test, we may compare the prediction of Eq. (80) to the values reported in Ref. [47]. Attention should be paid to the fact that the internal energy reported in [47] excludes the self term and should thus be compared to βU as following from (80) minus $\ell_B Q_a^2 / (2R_a)$. For $q = 3$, we find an agreement better than 2%, which can furthermore be improved by considering a more accurate expression for U , including sub-leading corrections in the coupling parameter, as proposed for instance in [55].
- [51] L. Šamaj, private communication.
- [52] It may be noted that within Poisson-Boltzmann theory, and again for the planar geometry, a stronger relation holds, namely that $n - (\nabla\phi)^2 / (8\pi\ell_B)$ is constant, see e.g. D. Andelman, in *Soft Condensed Matter Physics in Molecular and Cell Biology*, edited by W.C.K. Poon, D. Andelman (Taylor and Francis, New York, 2006), Chapt. 6. This stems from the condition of mechanical equilibrium of the fluid of mobile ions, and reflects the fact that Maxwell’s stress tensor is divergence free.
- [53] E. Trizac and J.-P. Hansen, *Phys. Rev. E* **56**, 3137 (1997).
- [54] R. Leote de Carvalho, E. Trizac and J.-P. Hansen, *Phys. Rev. E* **61**, 1634 (2000).
- [55] H. Totsuji, *Phys. Rev. A* **17**, 399 (1978).