

# Discovery of a New Galactic Center Excess Consistent with Upscattered Starlight

**Kevork N. Abazajian,<sup>a</sup> Nicolas Canac,<sup>a</sup> Shunsaku Horiuchi,<sup>a,b</sup> Manoj Kaplinghat,<sup>a</sup> and Anna Kwa<sup>a</sup>**

<sup>a</sup>Center for Cosmology, Department of Physics and Astronomy, University of California, Irvine, Irvine, California 92697 USA

<sup>b</sup>Center for Neutrino Physics, Department of Physics, Virginia Tech, Blacksburg, Virginia 24061, USA

E-mail: [kevork@uci.edu](mailto:kevork@uci.edu), [ncanac@uci.edu](mailto:ncanac@uci.edu), [huriuchi@vt.edu](mailto:huriuchi@vt.edu), [mkapling@uci.edu](mailto:mkapling@uci.edu), [akwa@uci.edu](mailto:akwa@uci.edu)

**Abstract.** We present a new extended gamma ray excess detected with the Fermi Satellite Large Area Telescope toward the Galactic Center that traces the morphology of infrared starlight emission. Combined with its measured spectrum, this new extended source is approximately consistent with inverse Compton emission from a high-energy electron-positron population with energies up to about 10 GeV. Previously detected emissions tracing the 20 cm radio, interpreted as bremsstrahlung radiation, and the Galactic Center Extended emission tracing a spherical distribution and peaking at 2 GeV, are also detected. We show that the inverse Compton and bremsstrahlung emissions are likely due to the same source of electrons and positrons. All three extended emissions may be explained within the framework of a model where the dark matter annihilates to leptons or a model with unresolved millisecond pulsars in the Galactic Center.

---

## Contents

<b>1</b>	<b>Introduction</b>	<b>1</b>
<b>2</b>	<b>Methods and Results</b>	<b>2</b>
<b>3</b>	<b>Interpretation and Discussion</b>	<b>5</b>
<b>4</b>	<b>Conclusions</b>	<b>7</b>
<b>A</b>	<b>Robustness of results against background systematics</b>	<b>8</b>

---

## 1 Introduction

The Fermi Gamma Ray Space Telescope Large Area Telescope (Fermi LAT) has observed with unprecedented detail the “heart of darkness” of our Galaxy: its gravitational center. The past few years have revealed that there are a large number of new point sources [1] as well as new diffuse emission [2]. In addition, a large extended source, the Galactic Center Extended (GCE), has been detected by a number of groups [3–7] and is robust to uncertainties in the diffuse emission foregrounds in the region [8–11]. The high-energy radiative processes that produce gamma rays are often commensurate with production or acceleration of related relativistic charged particle cosmic rays. Astrophysical processes include diffusive shock acceleration, magnetic reconnection, “one-shot” acceleration across high-voltage electric fields, and many other possibilities. Another source that can produce both cosmic rays and gamma rays are the products from candidate dark matter particle annihilation or decay. The significance of the Galactic center as a bright source for dark matter annihilation photons and cosmic rays has been known for some time [12].

High-energy charged particles, deposited either from astrophysical sources or dark matter annihilation, experience various propagation and energy-loss processes in the Galactic Center region. There has been recent work discussing how bremsstrahlung and inverse Compton (IC) effects could alter the prompt spectra coming from dark matter annihilation [13, 14]. What we show here, for the first time, is that these separate components—prompt, bremsstrahlung and IC—can be separated with morphological as well as spectral information. In particular, we report the discovery of a new extended component of the gamma-ray emission toward the Milky Way Galactic Center that is spectrally and morphologically consistent with a population of electron-positron ( $e^\pm$ ) cosmic rays producing gamma rays by upscattering starlight through the IC process. Secondly, we confirm the presence of an emission consistent with bremsstrahlung radiation, and find that this emission can be produced by the same population of  $e^\pm$  impinging on the high-density gas in the Galactic Center. Lastly, we confirm the presence of a GCE source (peaking around 2 GeV) that has a centrally-peaked morphology consistent with dark matter annihilation. We show that the IC, bremsstrahlung and GCE components could all have originated from the products of dark matter annihilation. This explanation is not unique in that an unresolved population of millisecond pulsars or two independent astrophysical sources could produce these signals.

## 2 Methods and Results

We use Fermi Tools version `v9r33` to study Fermi LAT data from August 2008 to June 2014 (approximately 70 months of data). We use Pass 7 rather than Pass 7 Reprocessed instrument response functions since the diffuse map associated with the latter have strong caveats for use with new extended sources. Our procedure is similar to those described in Ref. [9]. We simultaneously fit the amplitude and spectrum of point sources from the 2FGL catalog [1], plus four other point sources in the ROI, as described below, in our region of interest (ROI)  $7^\circ \times 7^\circ$  around the GC centered at  $b = 0, \ell = 0$ . We use 0.2 – 100 GeV photons in 30 logarithmically-spaced energy bins. To enhance spatial resolution, we use ULTRACLEAN-class photons binned in an Aitoff projection into pixels of  $0.1^\circ \times 0.1^\circ$ .

We include the 20 cm radio template as a tracer of gas to account for the bremsstrahlung emission as has been done previously [2, 9, 15]. To test the possibility of IC emission from starlight due to this same population of  $e^\pm$ , we use the 3.4  $\mu\text{m}$  template for stellar light from the WISE mission [16]. Among the templates tested, this had the least obscuration of stellar light in the ROI; the results from other templates studied are discussed later. Our goal in using the 3.4  $\mu\text{m}$  template is to test whether the IC component’s morphology might be approximated by it; we do not presume that this template is an exact morphological description of the putative IC emission. As an example, if the diffusion length of  $e^\pm$  is significantly less than the ROI dimensions, then the IC emission will track the morphology of the  $e^\pm$  source more.

We use a  $14^\circ \times 14^\circ$  template because of the broad PSF of Fermi-LAT producing contributions outside of the ROI, particularly at low energies consistent with the IC photons. As in Ref. [9], we also include the New Diffuse (ND) map whose intensity increases with angle away from the GC, which was interpreted as accounting for additional gas not captured in the 20 cm map. We have optimized the morphology of the GCE excess and ND templates to their best-fit profiles, as in Ref. [9]. To optimize the GCE excess, we used templates of  $\rho(r)^2$  projected along the line-of-sight with  $\rho(r) \propto r^{-\gamma}(r + r_s)^{-(3-\gamma)}$  and found that  $\gamma = 1$  provided the best-fit. The best-fit new diffuse template increases with projected distance from the Galactic Center,  $\theta$ , as  $\theta^{0.3}$ . It is worth noting that our GCE template is somewhat less steep than found previously, 1.1 – 1.4 for the inner slope of the density profile [7–9].

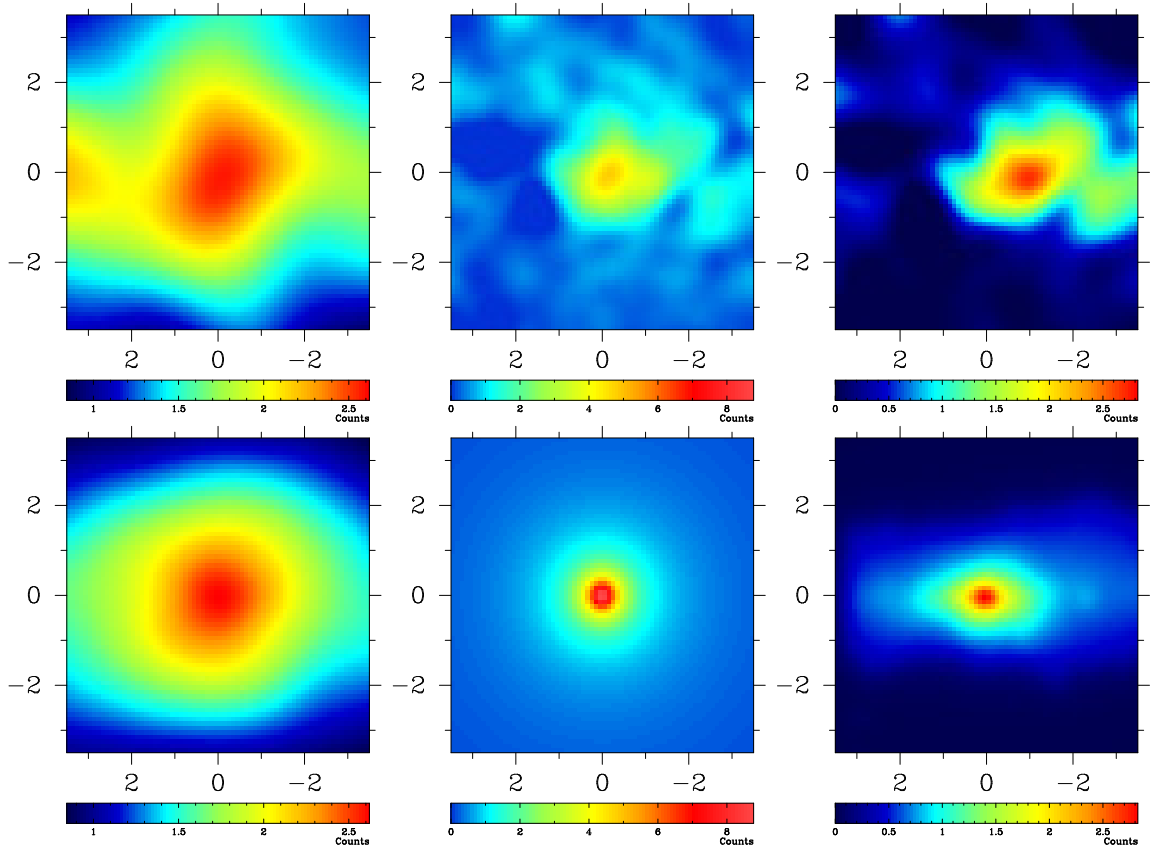
In our analysis, we include two previously discovered point sources, 1FGL J1744.0-2931c and “bkgA” [2], and furthermore discover two new point sources, PS1 and PS2, at  $\ell, b$  of  $356.616^\circ, 1.009^\circ$  and  $356.829^\circ, -0.174^\circ$  with large test statistic (TS) values of 168 and 140, respectively<sup>1</sup>. PS1 has a spectrum consistent with a Log-Parabola, is near numerous X-ray and radio sources including, e.g., 1RXS J173331.6-311522, and could be in the plane of the Galaxy or extragalactic. PS2 has a spectrum consistent with a power law, and is near the supernova remnant G356.8-00 and compact radio source G356.9+0.1 [17]. They are at the edge of our ROI, and our conclusions regarding the IC, bremsstrahlung and GCE sources are not qualitatively affected by their inclusion. We choose to keep them in our models.

All the 4 extended sources (GCE, ND, IC, Bremsstrahlung) were given generic log-parabola spectral forms with four free parameters each. We detect the WISE 3.4  $\mu\text{m}$  template at very high significance of  $\text{TS} = 197.0$ . The previously studied sources were also detected at high significance. The GCE was detected with  $\text{TS} = 207.5$ , bremsstrahlung was detected

---

<sup>1</sup> $\text{TS} \equiv 2\Delta \ln \mathcal{L}$ , where  $\Delta \mathcal{L}$  is the difference of the best fit likelihood with and without the source. For point sources, a value of  $\text{TS} = 25$  is detected at a significance of just over  $4\sigma$  [1].

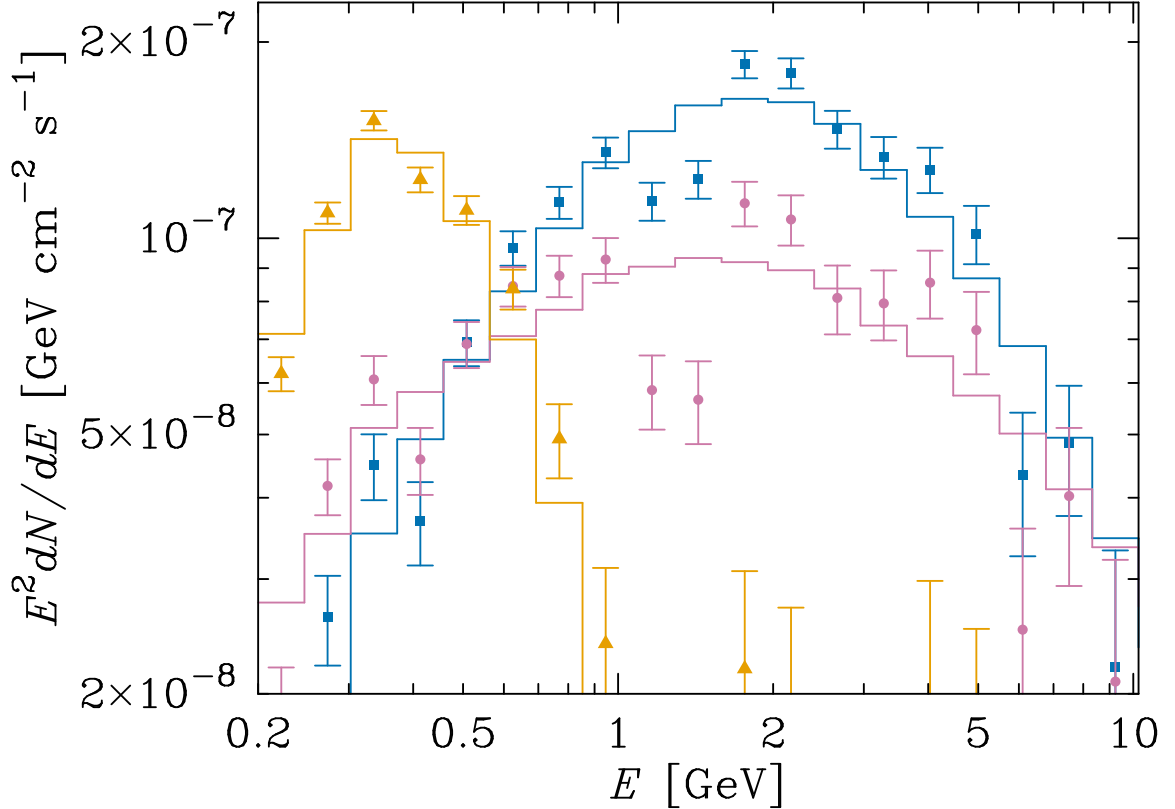
with  $TS = 97.2$ . These sources and best fit models are shown in Fig. 1, and the resulting residual spectra and best-fit log-parabola models are shown in Fig. 2.



**Figure 1.** Shown in the left column are the residual photons (top) and best fit model (bottom) associated with the projected interstellar radiation field template in its peak intensity bin,  $0.303 \text{ GeV} < E_\gamma < 0.372 \text{ GeV}$ , where the residual map has been smoothed with a Gaussian of  $\sigma = 0.9^\circ$  (to roughly account for the point-spread function). The middle column shows the residual photons (top) and best fit model (bottom) associated with the projected dark matter density squared template in its peak intensity bin,  $1.59 \text{ GeV} < E_\gamma < 1.95 \text{ GeV}$ , where the residual map has been smoothed with a Gaussian of  $\sigma = 0.4^\circ$ . The right column shows the residual photons (top) and best fit model (bottom) associated with the 20 cm radio map in the same energy bin and with the same smoothing as the middle row. Residual and model maps have the same color scale for each row. This analysis used ULTRACLEAN-class photons.

In addition to the IC and Bremsstrahlung signatures of a population of high energy  $e^\pm$ , the 20 cm radio emission is also consistent with the synchrotron emission from the same population of electrons with correlated implications for the ionization and temperature of the molecular gas [2]. The fact that the Bremsstrahlung emission traces the 20 cm (synchrotron) map indicates that the magnetic field is frozen into the gas. When we replaced the 20 cm map with a CO map, which contains dense molecular structures along the plane, the Bremsstrahlung excess was not detected.

We again emphasize that we do not expect the WISE template to be an exact morphological description for the proposed IC emission from GCE-associated electrons. However, the WISE template’s high TS value does indicate that it is indeed a reasonable approxima-



**Figure 2.** The residual spectra (points with errors) and best-fit model spectra for the projected interstellar radiation field (golden triangle), gas (pink circle), and dark matter density squared (blue square) templates. ULTRACLEAN class photons are used for this analysis.

tion for the IC component. We tested two other templates for the IC component. With a  $100 \mu\text{m}$  dust template map [18], we were able to detect essentially the same IC spectrum with almost the same TS value. This indicates that the IC emission traces a disk-like template (thicker than the bremsstrahlung emission) but that there are considerable uncertainties in determining the correct morphology due to the poor angular resolution at energies below 500 MeV. With a 2MASS J-band ( $1.2 \mu\text{m}$ ) template [19], the significance of the IC detection was much lower (TS = 98.4); this is likely due to the large variable dust attenuation evident in the J-band map. For both, we observe the notable feature of the IC spectral cutoff at  $\sim 1$  GeV. This is a distinctive spectral feature of the IC excess that distinguishes it from the GALPROP-calculated IC emission contained within the diffuse background model.

To test the robustness of our results, we repeat our analysis using different diffuse backgrounds generated using the GALPROP code [20]. We tested two models in the extreme case where parameters were chosen with the intent to increase the IC emission predicted in the diffuse background, thus increasing the possibility that some or all of the excess might be absorbed into the background. For the first of these extreme cases, we chose a model with a very low diffusion parameter, which results in increased IC emission at lower energies. For the second extreme case we tested a model with a factor of 1.5 increase in optical and IR ISRF normalizations. We also tested two models with more standard parameters that were found by [11] to be good fits to the data in the inner galaxy. In all tests, the IC and

GCE components were recovered with very similar spectra and uncertainties as when the Pass 7 model background was employed. The bremsstrahlung component was similar in most test cases; the only notable difference was that when employing a background model with extremely low diffusion coefficient, the bremsstrahlung spectrum did not show a cut-off as in Fig. 2, but it still had the same flux at GeV energies. These findings support our claim that the excesses are robust, and not an artifact of using the Pass 7 diffuse model. Interested readers may find the details of these diffuse background model checks in the following appendix.

### 3 Interpretation and Discussion

We discuss here how the detected IC emission is consistent with arising from the same population of  $e^\pm$  as that producing the bremsstrahlung emission. In addition, we show that the GCE, IC, and bremsstrahlung emission can all arise from dark matter annihilation to leptons.

Apart from the dark matter interpretation [5], the GCE has been proposed to be emission from millisecond pulsars (MSPs) [6, 21], episodic hadronic [22], or episodic leptonic cosmic ray injection [23]. Pulsars have the right conditions to produce energetic  $e^\pm$  cosmic rays [24] and hence, in principle, MSPs could explain all three excesses: the GCE excess due to the gamma-ray emission from their outer magnetosphere, and the IC and bremsstrahlung resulting from the  $e^\pm$  that are produced along with gamma-rays in cascades [25]. Hadronic emission is less promising because it has trouble with the observed symmetry of the GCE. The IC emission must arise from a leptonic channel, perhaps secondary  $e^\pm$  produced due to hadronic interactions or a separate channel such as leptonic cosmic ray emission from star formation activity.

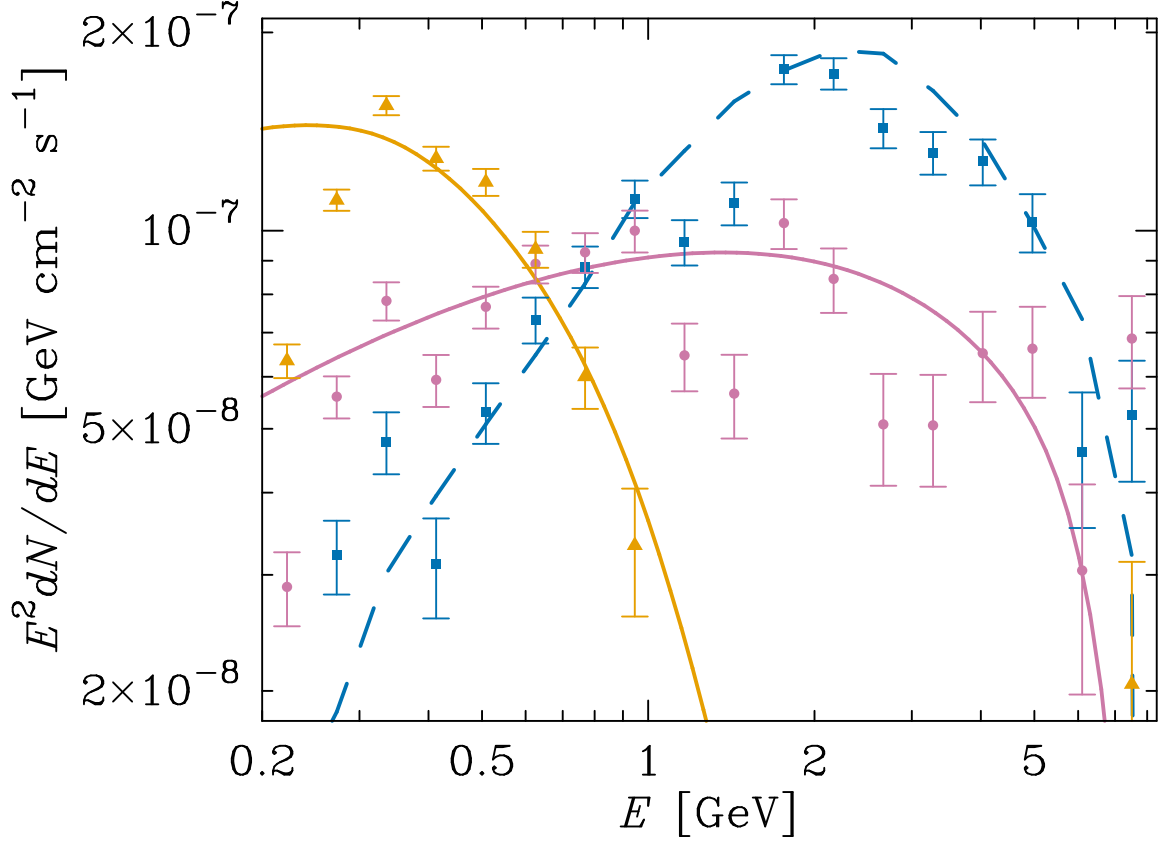
The fact that bremsstrahlung and the GCE spectrum could originate from a broken spectrum of  $e^\pm$  resulting from dark matter annihilation has been discussed previously [2, 26]. Below we argue that the bremsstrahlung and IC spectra may naturally be related to the same  $e^\pm$  population, which in turn could be connected to the origin of the GCE excess.

Let us consider a population of  $e^\pm$  with energy  $E_c$ . The resulting IC photons have typical energies of  $(E_c/m_e)^2 hc/(1 \mu\text{m})$ , where we have used the fact that the spectral energy distribution of the interstellar radiation field peaks around a micron. Assuming  $E_c = 10$  GeV results in an IC spectrum that cuts off rapidly by 1-2 GeV. The bremsstrahlung spectrum for the same population is broader in energy and extends up to  $E_c$ . Both these predictions are qualitatively consistent with the spectra shown in Fig. 2. To test the consistency of the spectra with this simple picture further, we build a simplified model of diffusion and energy loss in the Galactic Center.

The  $e^\pm$  in the products created by dark matter annihilation lose energy through three distinct processes [27]: (1) IC, which leads to upscattering of the interstellar radiation field (ISRF) photons, (2) bremsstrahlung (Br) radiation off the gas, and (3) synchrotron radiation in the Galactic magnetic field. We focus on the first two components in this *letter*. The differential flux of photons for these two components may be written as,

$$E \frac{dN_{\text{IC,Br}}}{dE} = \int_{\text{FOV}} \frac{d\Omega}{4\pi} \int_{\text{LOS}} d\ell \int_{E_{\text{min}}}^m dE_e \frac{dn_e}{dE_e} \frac{dP_{\text{IC,Br}}}{dE} \quad (3.1)$$

where FOV and LOS indicate integration over the field-of-view and line-of-sight respectively,  $dP_{\text{IC}}/dE$  and  $dP_{\text{Br}}/dE$  are the differential power emitted per electron due to IC and



**Figure 3.** Shown here is an example 8 GeV dark matter annihilation model with equal branching to all charged leptons,  $e^\pm, \mu^\pm, \tau^\pm$ , with the residual spectra of the prompt GCE (blue square), IC (golden triangle), and bremsstrahlung (pink circle) sources. The blue (dashed) GCE spectrum is determined by the particle mass and annihilation rate fit to the observations. The solid *predicted* resultant spectra for this annihilation channel’s IC (golden) and bremsstrahlung (pink) cases are in solid lines. ULTRACLEAN class photons are used for this analysis.

bremsstrahlung processes. For bremsstrahlung, we include energy losses from atomic H and He. To get the source energy distribution of electrons, positrons and gamma rays, we use the software PPC4DMID [28]. The number density of electrons and positrons per unit energy,  $dn_e/dE_e$ , is computed after including diffusion and energy losses according to the prescriptions in Refs. [13, 29].

To propagate the  $e^\pm$ , we assume a spatially constant diffusion coefficient  $K(E) = K_0 E^\delta$ , with  $K_0$  and  $\delta$  set to the “MED” model [29] (often used for diffusion in the local neighborhood). The diffusion process is largely unconstrained in the Galactic Center and variations away from the assumed parameters have significant effects on the magnitude and spatial profile of the IC and Br signals. Also, the analytic description for diffusion does not allow for spatially-varying energy loss terms and we have assumed average values for the ISRF energy density and the gas density to create the model spectra for comparison. These choices, however, serve to illustrate our two main points that (a) the IC and bremsstrahlung spectrum could be due to the same lepton population, and (b) a single mechanism could explain the morphologies, strengths and spectra of the three distinct Galactic Center extended excesses.

For the average gas density and magnetic field strength, we assume  $3 \text{ cm}^{-3}$  and  $3 \mu\text{G}$ ,

which are reasonable given the large uncertainties at the Galactic Center [14]. We use the radiation density of ISRF photons included with GALPROP v50 [20, 30]. Since our FOV is  $\pm 0.5$  kpc of the Galactic Center, we use the value of the ISRF energy spectrum tabulated for  $R = 0, Z = 0.25$  kpc in GALPROP v50 as the average over the region contributing to the IC flux.

Our final estimates for the IC and bremsstrahlung excesses are,

$$E \frac{dN_{\text{IC,Br}}}{dE} = \frac{\text{FOV}}{4\pi} \ell_{\text{IC,Br}} \int_{E_{\text{min}}}^m dE_e \left\langle \frac{dn_e}{dE_e} \right\rangle \left\langle \frac{dP_{\text{IC,Br}}}{dE} \right\rangle$$

where  $\langle dP_{\text{IC,Br}}/dE \rangle$  are computed using the average ISRF and gas densities and  $\langle dn_e/dE_e \rangle$  is averaged over the inner 0.5 kpc (in keeping with the small FOV). The factors  $\ell_{\text{IC}}$  and  $\ell_{\text{Br}}$  depend on the details of the deprojected ISRF and gas densities. For a consistent solution we expect them to be  $O(\text{kpc})$ .

The GCE, IC and bremsstrahlung spectra in the case of a minimal “democratic”  $e^\pm : \mu^\pm : \tau^\pm = 1 : 1 : 1$  annihilation channel is shown in Fig. 3 for particle mass  $m_\chi = 8$  GeV and annihilation cross section  $\langle \sigma v \rangle = 3.6 \times 10^{-26} \text{ cm}^3 \text{ s}^{-1}$ . The best-fit dark matter mass when fitting to the GCE excess is closer to 7 GeV. In this model, the gamma rays from the  $\tau^\pm$  dominate the prompt flux and explain the GCE excess. In Fig. 3, we have shown IC and bremsstrahlung model spectra using  $\ell_{\text{Br}} = \ell_{\text{IC}} = 1.3$  kpc. We caution the reader that no attempt has been made to fit to all three components simultaneously.

The value of the cross section used to create the spectra in Fig. 3 is ruled out by AMS-02 constraints on WIMP annihilation to leptonic channels [31]. However, the required cross section depends sensitively on the assumed density profile. For example, if we assume a scale radius ( $r_s$ ) of 10 kpc and  $\gamma = 1.2$  (keeping the local density unchanged at  $0.3 \text{ GeV/cm}^3$ ), the required cross section is a factor of 10 smaller. We have checked that such a profile is consistent with the expectation that the dark matter halo undergoes adiabatic contraction [32] due to the formation of the disk and bulge of stars. On the particle physics side, some of this tension may be relieved by considering annihilation through a vector mediator, which softens the final  $e^\pm$  spectrum.

## 4 Conclusions

We have detected a new excess in gamma rays toward the Galactic Center that spatially traces starlight intensity. The spectrum of this new source is consistent with that produced by high energy electrons and positrons with energies up to about 10 GeV, upscattering starlight. The population of electrons and positrons required to produce such an inverse Compton emission would also produce bremsstrahlung radiation due to interactions with the dense gas at the Galactic Center. Further studies are required to examine the physical implications of this high energy electron population and perform more detailed modeling of the predicted IC excess morphology and spectrum. We detect a gamma-ray excess tracing 20 cm radio map and show that its flux spectrum is consistent in both shape and amplitude with bremsstrahlung radiation from the same population of electrons and positrons. We show that the Galactic Center extended excess that peaks around 2 GeV is also detected at high significance and that a dark matter model with annihilation to leptons may provide a consistent explanation for all three excesses.

While this consistency with three excesses in terms of signal strengths, spectra and morphologies is remarkable, other astrophysical explanations exist that deserve detailed investigations. Infrared, radio and gamma ray data as incorporated in this work has allowed



complicated high-energy emissions seen toward the Milky Way’s Galactic Center to be disentangled, and this multiwavelength approach may help us to further elucidate the true origin of these excesses.

## Appendix

### A Robustness of results against background systematics

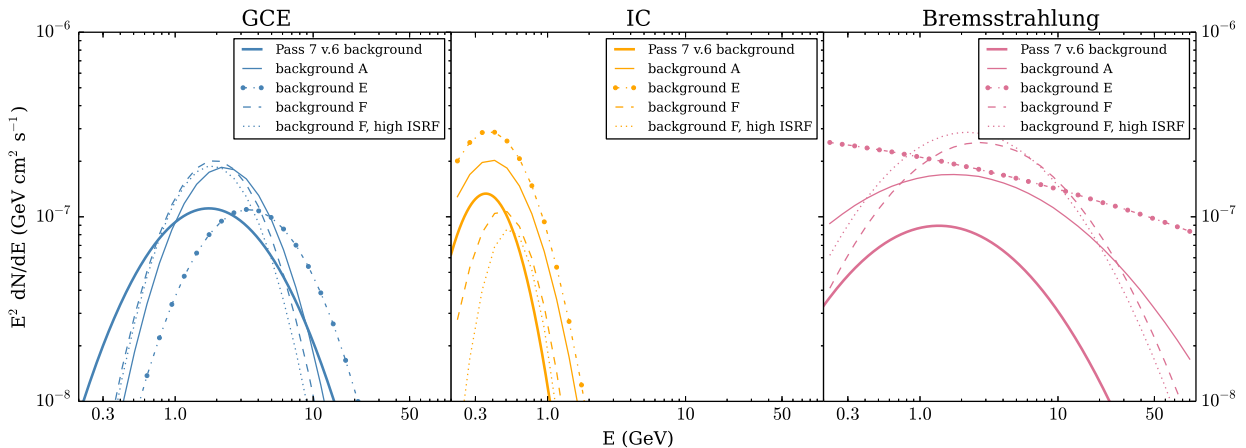
In order to confirm the robustness of our detection, we wish to characterize the behavior of the newly reported IC excess through a range of systematic uncertainties in our analysis. We use the GALPROP code [20] to generate additional diffuse background models, and repeat our analysis using these diffuse models in place of the Fermi Pass 7 diffuse model.

We use models selected from the collection tested by [11] in their systematic analysis of the GCE signal. For consistency, we will use the same model names as Ref. [11]. If one examines the IC and  $\pi^0$ +bremsstrahlung components of the diffuse models in Ref. [11], it is apparent that their spectral shapes (with a few exceptions, see model “E” below) are similar between models and thus running the full suite of 128 backgrounds would produce many degenerate results. Instead, we test two models chosen for their extreme IC parameters, along with two models with more standard parameters. The extreme models were chosen with the intent of testing backgrounds with IC components that were more likely to absorb the excess we have identified and decrease its detection significance. When performing fits using these GALPROP-generated models, we allow the  $\pi^0$ +bremsstrahlung and IC components to be scaled separately to allow for the possibility that our claimed IC excess is simply an underfitting of the background IC emission. The following models were tested.

- Model A is the reference model in Ref. [11].
- Model E has a low diffusion coefficient  $K_0$ . We chose Model E as an extreme test case because the lower value of  $K_0$  results in a large increase in the diffuse background IC component at energies below a few GeV and also results in a bump in the combined  $\pi^0$ +bremsstrahlung component at  $\sim 2$  GeV. One would expect that these particular spectral features would give ‘E’ the best chance to absorb the new lower-energy IC component as well some of the GCE component at  $\sim 2$  GeV.
- Model F is the best fit background model from Ref. [11].
- We also test a model identical to ‘F’ but with optical and infrared ISRF normalization factors raised by 50%. For this case, we do not allow the  $\pi^0$ +bremsstrahlung and IC normalizations to float separately.

In all our tests, we detect the GCE, IC, and bremsstrahlung templates with similarly high test statistics as when the Fermi Pass 7 background model was used (see Fig. 4, Tab. 1). The spectral shapes of the GCE and IC components are similar for all cases tested. The bremsstrahlung component’s spectrum displayed similar features in all background tests with the exception of model E; its spectrum in that case is a power law with no cutoff.

An additional concern could be that the IC excess flux is very small compared to the flux of the expected IC background contained within the galactic diffuse model. If that were the case, then the IC excess might simply be attributable to uncertainties in the background



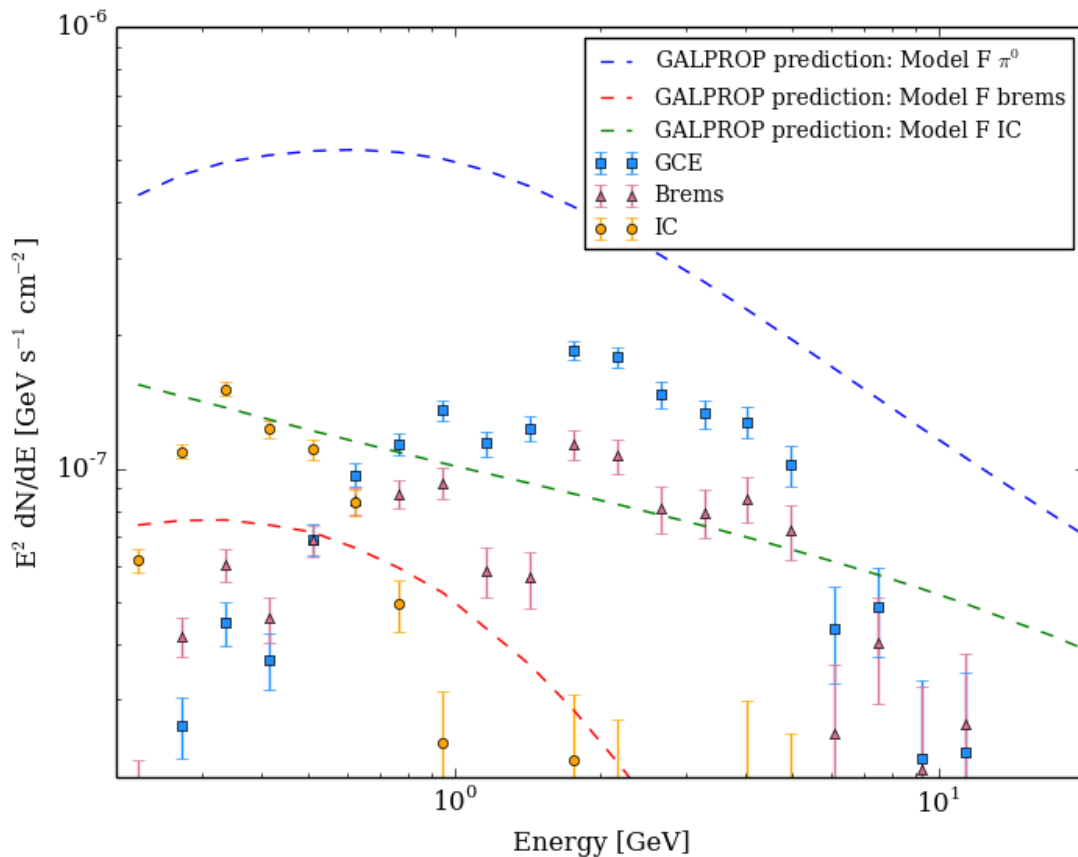
**Figure 4.** Best-fit parameterized log-parabola model spectra for the GCE, IC, and bremsstrahlung components for tests with varying diffuse background models.  $E^2 dN/dE$  is plotted for fluxes *within* the  $7^\circ \times 7^\circ$  ROI. ULTRACLEAN photons were used for all analyses shown.

Background model	Test statistic values for extended sources		
	IC	GCE	Bremsstrahlung
Pass 7	197	207	97
Model A	386	388	807
Model E	336	190	1562
Model F	123	277	1707
Model F, high ISRF	102	242	2992

**Table 1.** Test statistic values for the IC, GCE, and bremsstrahlung extended sources in each of the diffuse background model tests. The bremsstrahlung template TS values are much higher in the four GALPROP-generated background cases than when the Pass 7 background was used. This may be due to the fact that the Pass 7 model constructs the  $\pi^0$ +bremsstrahlung component by fitting to gamma-ray data in concentric regions (as opposed to using output maps from GALPROP), which might lead to the absorption of some of the excess bremsstrahlung into the background fit.

IC modelling. To check whether this is a relevant concern, we plot in Fig. 5 the IC, GCE, and bremsstrahlung excess component data points from Fig. 2 of the main body of this paper alongside the GALPROP predictions for the background  $\pi^0$ , bremsstrahlung, and IC emission in model F. We show the separated components of background model F instead of the Pass 7 diffuse model in Fig. 5 because the latter is not generated using GALPROP making it difficult to extract the individual  $\pi^0$  and bremsstrahlung components for comparison.

From Fig. 5 it is evident that the IC excess is not a small fraction of the background IC component, but is of the same order of magnitude at its peak. Under similar inspection, the excess bremsstrahlung and GCE normalizations are of the same order as the GALPROP predicted bremsstrahlung background, while being  $\sim 2$ – $3$  times lower than the  $\pi^0$  background at their respective peaks. In terms of both spatial and spectral morphology,



**Figure 5.** The three diffuse background model components ( $\pi^0$ /bremsstrahlung/IC) plotted along with the residual spectra for the GCE/IC/bremsstrahlung spectra from the main body of the paper. This plot shows that the excesses are comparable to the relevant backgrounds at their peak energies.

the three GCE, bremsstrahlung, and IC components differ sufficiently from the diffuse background model such that they can be disentangled through the template likelihood analysis. We conclude that it is unlikely that the IC, GCE and bremsstrahlung excesses might be absorbed within the background model uncertainties.

## Acknowledgments

We thank Farhad Yusef-Zadeh for providing the 20 cm radio maps and Aaron Barth for discussions regarding infrared maps. K.N.A. and N.C. are partially supported by NSF CAREER Grant No. PHY-11-59224, and S.H. by a JSPS fellowship for research abroad. M. K is partially supported by NSF Grant No. PHY-12-14648. A.K. is supported by NSF GRFP Grant No. DGE-1321846.

## References

- [1] P. L. Nolan, A. A. Abdo, M. Ackermann, M. Ajello, A. Allafort, E. Antolini, W. B. Atwood, M. Axelsson, L. Baldini, J. Ballet, and et al. Fermi Large Area Telescope Second Source

- Catalog. *Astrophys.J.Suppl.*, 199:31, 2012.
- [2] F. Yusef-Zadeh, J.W. Hewitt, M. Wardle, V. Tatischeff, D.A. Roberts, et al. Interacting Cosmic Rays with Molecular Clouds: A Bremsstrahlung Origin of Diffuse High Energy Emission from the Inner 2deg by 1deg of the Galactic Center. *Astrophys.J.*, 762:33, 2013.
  - [3] Lisa Goodenough and Dan Hooper. Possible Evidence For Dark Matter Annihilation In The Inner Milky Way From The Fermi Gamma Ray Space Telescope. 2009.
  - [4] Dan Hooper and Lisa Goodenough. Dark Matter Annihilation in The Galactic Center As Seen by the Fermi Gamma Ray Space Telescope. *Phys.Lett.*, B697:412–428, 2011.
  - [5] Dan Hooper and Tim Linden. On The Origin Of The Gamma Rays From The Galactic Center. *Phys.Rev.*, D84:123005, 2011.
  - [6] Kevork N. Abazajian and Manoj Kaplinghat. Detection of a Gamma-Ray Source in the Galactic Center Consistent with Extended Emission from Dark Matter Annihilation and Concentrated Astrophysical Emission. *Phys.Rev.*, D86:083511, 2012.
  - [7] Tansu Daylan, Douglas P. Finkbeiner, Dan Hooper, Tim Linden, Stephen K. N. Portillo, et al. The Characterization of the Gamma-Ray Signal from the Central Milky Way: A Compelling Case for Annihilating Dark Matter. 2014.
  - [8] Chris Gordon and Oscar Macias. Dark Matter and Pulsar Model Constraints from Galactic Center Fermi-LAT Gamma Ray Observations. *Phys.Rev.*, D88:083521, 2013.
  - [9] Kevork N. Abazajian, Nicolas Canac, Shunsaku Horiuchi, and Manoj Kaplinghat. Astrophysical and Dark Matter Interpretations of Extended Gamma-Ray Emission from the Galactic Center. *Phys.Rev.*, D90:023526, 2014.
  - [10] Bei Zhou, Yun-Feng Liang, Xiaoyuan Huang, Xiang Li, Yi-Zhong Fan, et al. GeV excess in the Milky Way: Depending on Diffuse Galactic gamma ray Emission template? 2014.
  - [11] Francesca Calore, Ilias Cholis, and Christoph Weniger. Background model systematics for the Fermi GeV excess. 2014.
  - [12] Lars Bergstrom, Piero Ullio, and James H. Buckley. Observability of gamma-rays from dark matter neutralino annihilations in the Milky Way halo. *Astropart.Phys.*, 9:137–162, 1998.
  - [13] Marco Cirelli, Pasquale D. Serpico, and Gabrijela Zaharijas. Bremsstrahlung gamma rays from light Dark Matter. *JCAP*, 1311:035, 2013.
  - [14] Thomas Lacroix, Celine Boehm, and Joseph Silk. Fitting the Fermi-LAT GeV excess: On the importance of including the propagation of electrons from dark matter. *Phys.Rev.*, D90:043508, 2014.
  - [15] Oscar Macias and Chris Gordon. The Contribution of Cosmic Rays Interacting With Molecular Clouds to the Galactic Center Gamma-Ray Excess. *Phys.Rev.*, D89:063515, 2014.
  - [16] E. L. Wright, P. R. M. Eisenhardt, A. K. Mainzer, et al. The Wide-field Infrared Survey Explorer (WISE): Mission Description and Initial On-orbit Performance. *Astron.J.*, 140:1868–1881, December 2010.
  - [17] S. Roy and A. P. Rao. GMRT observations of four suspected supernova remnants near the Galactic Centre. *Mon. Not. Roy. Astron. Soc.*, 329:775–786, February 2002.
  - [18] David J. Schlegel, Douglas P. Finkbeiner, and Marc Davis. Maps of dust IR emission for use in estimation of reddening and CMBR foregrounds. *Astrophys.J.*, 500:525, 1998.
  - [19] M.F. Skrutskie, R.M. Cutri, R. Stiening, M.D. Weinberg, S. Schneider, et al. The Two Micron All Sky Survey (2MASS). *Astron.J.*, 131:1163–1183, 2006.
  - [20] Galprop. <http://galprop.stanford.edu/>.
  - [21] Kevork N. Abazajian. The Consistency of Fermi-LAT Observations of the Galactic Center with

- a Millisecond Pulsar Population in the Central Stellar Cluster. *JCAP*, 1103:010, 2011.
- [22] Eric Carlson and Stefano Profumo. Cosmic Ray Protons in the Inner Galaxy and the Galactic Center Gamma-Ray Excess. *Phys.Rev.*, D90:023015, 2014.
- [23] Jovana Petrovic, Pasquale Dario Serpico, and Gabrijela Zaharijas. Galactic Center gamma-ray "excess" from an active past of the Galactic Centre? 2014.
- [24] P. Goldreich and W. H. Julian. Pulsar Electrodynamics. *Astrophys. J.*, 157:869, August 1969.
- [25] A. K. Harding and R. Ramaty. The Pulsar Contribution to Galactic Cosmic Ray Positrons. *International Cosmic Ray Conference*, 2:92, 1987.
- [26] Tim Linden, Dan Hooper, and Farhad Yusef-Zadeh. Dark Matter and Synchrotron Emission from Galactic Center Radio Filaments. *Astrophys.J.*, 741:95, 2011.
- [27] Sergio Colafrancesco, S. Profumo, and P. Ullio. Multi-frequency analysis of neutralino dark matter annihilations in the Coma cluster. *Astron.Astrophys.*, 455:21, 2006.
- [28] Marco Cirelli, Gennaro Corcella, Andi Hektor, Gert Hutsi, Mario Kadastik, et al. PPPC 4 DM ID: A Poor Particle Physicist Cookbook for Dark Matter Indirect Detection. *JCAP*, 1103:051, 2011.
- [29] T. Delahaye, R. Lineros, F. Donato, N. Fornengo, and P. Salati. Positrons from dark matter annihilation in the galactic halo: Theoretical uncertainties. *Phys.Rev.*, D77:063527, 2008.
- [30] Troy A. Porter, Igor V. Moskalenko, Andrew W. Strong, Elena Orlando, and Laurent Bouchet. Inverse Compton Origin of the Hard X-Ray and Soft Gamma-Ray Emission from the Galactic Ridge. *Astrophys.J.*, 682:400–407, 2008.
- [31] Lars Bergstrom, Torsten Bringmann, Ilias Cholis, Dan Hooper, and Christoph Weniger. New limits on dark matter annihilation from AMS cosmic ray positron data. *Phys.Rev.Lett.*, 111:171101, 2013.
- [32] G. R. Blumenthal, S. M. Faber, R. Flores, and J. R. Primack. Contraction of dark matter galactic halos due to baryonic infall. *Astrophys. J.*, 301:27–34, February 1986.