

Central Extension of Mapping Class Group via Chekhov-Fock Quantization

Binbin XU

Institut Fourier

100 Rue Des Maths

38402 Saint-Martin-d'Hères cedex, France

e-mail: binbin.xu@ujf-grenoble.fr

July 11, 2021

Abstract

The central extension of mapping class groups of punctured surfaces of finite type that arises in Chekhov-Fock quantization is 12 times of the Meyer class plus the Euler classes of the punctures, which agree with the one arising in the Kashaev quantization.

1 Introduction

The quantum theory of Teichmüller spaces of punctured surfaces was developed in [1] and [9] independently, and then generalized to the higher rank Lie groups and cluster algebras in [3] and [4]. The main ingredient of both the constructions is Faddeev's quantum dilogarithm introduced in [2]. This theory leads to one parameter families of projective unitary representations of Ptolemy groupoids associated to ideal triangulations of punctured surfaces.

Let V be a vector space and G be a group. A *projective representation* of G on V is a homomorphism from G to $PGL(V)$. It is well-known that a projective representation of a group gives rise to a linear representation of some central extension of the given group. More precisely, let h be a projective representation of G on V . Let \tilde{G} be a central extension of G by \mathbb{C}^* which is the pullback of $GL(V) \rightarrow PGL(V)$ by h . Then one can associate a representation \tilde{h} of \tilde{G} on V , such that the following commutative diagram holds :

$$\begin{array}{ccccccc} 1 & \longrightarrow & \mathbb{C}^* & \longrightarrow & GL(V) & \longrightarrow & PGL(V) \longrightarrow 1 \\ & & \uparrow & & \uparrow \tilde{h} & & \uparrow h \\ 1 & \longrightarrow & \mathbb{C}^* & \longrightarrow & \tilde{G} & \longrightarrow & G \longrightarrow 1 \end{array}$$

A *reduction* \tilde{G}_1 of \tilde{G} is a central extension of G by a subgroup A_1 of \mathbb{C}^* , such that \tilde{G}_1 is a subgroup of \tilde{G} and the associated representation $\tilde{h}_1 : \tilde{G}_1 \rightarrow GL(V)$ is the restriction of \tilde{h} . We say that \tilde{G}_1 is the *minimal reduction* of \tilde{G} if \tilde{G}_1 is minimal among all the reductions of \tilde{G} up to isomorphism.

Suppose that G has the presentation F/R where F is a free group and R is the normal subgroup of F generated by a set of relations. A projective representation of G on V is induced by a linear representation \bar{h} of F on V such that R is sent to the center of $GL(V)$. The homomorphism \bar{h} will be called an *almost linear representation* of G on V , in order to distinguish the projective representation.

Let Σ_g^s be an oriented compact surface of genus g with s punctures where $s > 0$. Let $\Gamma(\Sigma_g^s)$ be its mapping class group. An element of $\Gamma(\Sigma_g^s)$ is a mapping class of homeomorphisms from Σ_g^s to itself fixing the punctures setwisely. Let \mathcal{H} denote the Hilbert space $L^2(\mathbb{R}^{2n})$ where n is the number of arcs in an ideal triangulation of Σ_g^s . The Chekhov-Fock quantization constructs a family of projective representations $\rho_z : \Gamma(\Sigma_g^s) \rightarrow PGL(\mathcal{H})$ depending on one parameter z with $|z| = 1$. Denote by $\widetilde{\Gamma(\Sigma_g^s)}$ the central extension $\rho_z^* \eta$ where η is the central extension $GL(\mathcal{H}) \rightarrow PGL(\mathcal{H})$.

Central extensions of a group G by an abelian group A are classified, up to isomorphism, by elements of the 2-cohomology group $H^2(G, A)$. For the mapping class group $\Gamma(\Sigma_g^s)$ with $g \geq 4$ and $s \geq 2$, by the work of Harer in [7] and Korkmaz and Stipsicz in [10], we have:

$$H^2(\Gamma(\Sigma_g^s), \mathbb{Z}) = \mathbb{Z}^{1+s},$$

where the generators are given by one fourth of the Meyer signature class χ and s Euler classes e_i that are associated to s punctures p_i respectively. For $g = 3$, the group $H^2(\Gamma(\Sigma_g^s), \mathbb{Z})$ still contains \mathbb{Z}^{s+1} , but it is not known if there are any other classes. For $g = 2$, it has been proved that $H^2(\Gamma(\Sigma_g^s), \mathbb{Z})$ contains the subgroup $\mathbb{Z}/10\mathbb{Z} \oplus \mathbb{Z}^s$ whose torsion part is generated by χ and whose free part is generated by the Euler classes.

Our main result is the following theorem:

Theorem 1.1. *Let $g \geq 2$ and $s \geq 4$. The minimal reduction $\widetilde{\Gamma(\Sigma_g^s)}$ of $\Gamma(\Sigma_g^s)$ is a central extension of $\Gamma(\Sigma_g^s)$ by the cyclic subgroup $A \subset \mathbb{C}^*$ generated by z^{-12} , whose cohomology class is*

$$c_{\widetilde{\Gamma(\Sigma_g^s)}} = 12\chi + \sum_{i=1}^s e_i \in H^2(\Gamma(\Sigma_g^s), A).$$

The organization of this paper is the following: in section 2, we will briefly recall some basic definitions and the Chekhov-Fock quantization, and in section 3 we will give the proof of our main theorem.

Acknowledgements

The author is greatly indebted to Louis Funar for suggesting this problem and for helpful comments. We would like to thank Vlad Sergiescu for useful discussions. The author acknowledges the support of the French Agence Nationale de la Recherche (ANR) ANR-11-BS01-0020 .

2 Preliminaries

2.1 Ptolemy groupoids

Let $\Sigma = \Sigma_g^s$ and $\Gamma = \Gamma(\Sigma_g^s)$.

Definition 2.1. *An **arc** is the homotopy class of a simple curve on Σ connecting punctures which is non homotopic to a point or a puncture of Σ .*

Definition 2.2. *An **ideal triangulation** of Σ is a maximal collection of distinct arcs which have pairwise disjoint representatives. A **labeled ideal triangulation** is obtained from an ideal triangulation by adding labels to its arcs.*

We denote by $|\mathbf{T}(\Sigma)|$ the set of ideal triangulations of Σ and by $\mathbf{T}(\Sigma)$ the set of labeled ideal triangulations of Σ .

Let T be a labeled ideal triangulation. Let α be an arc of T which is the common boundary of two distinct ideal triangles whose union is an embedded quadrilateral in Σ .

Definition 2.3. *A **flip** on α in T is to substitute α by the other diagonal α' of this ideal quadrilateral to get a new ideal triangulation T' of Σ .*

We will use $F_\alpha(T)$ to denote the flip on the arc α in T .

A **groupoid** is a category such that all morphisms are invertible and for each pair of objects there exists at least one morphism between them. The set of automorphisms of an object forms a group. Reciprocally if a group G acts freely on a set X , we can define an associated groupoid whose objects are the G -orbits in X and whose morphisms are the orbits of the diagonal G -action on $X \times X$.

It is easy to see that the action of Γ on $\mathbf{T}(\Sigma)$ is free. By the above argument, we obtain a groupoid, called the **Ptolemy groupoid**, defined as follows:

- (1) the objects are the Γ -orbits in $\mathbf{T}(\Sigma)$;
- (2) the morphisms are the Γ -orbits in $\mathbf{T}(\Sigma) \times \mathbf{T}(\Sigma)$.

Remark 2.1. When $s > 1$, the Γ -action on $|\mathbf{T}(\Sigma)|$ is not free.

The Ptolemy groupoid can also be defined by using actions of flips and the symmetry group on $\mathbf{T}(\Sigma)$ where the symmetry group acts as permutations of labels. Then the Ptolemy groupoid has the following presentation due to Harer in [8] and Penner in [11] and [12]:

Theorem 2.1. *If Σ is different from the three-punctured sphere and the one-punctured torus, then any pair of labeled ideal triangulations can be connected by a chain of flips.*

The Ptolemy groupoid is generated by the action of flips and the symmetry group. The relations between them are the following:

- (1) For any arc α in T , we have that $F_\alpha^2 = 1$;
- (2) If α and β are two arcs in T having no common end point, we have that $F_\alpha F_\beta = F_\beta F_\alpha$;
- (3) For any two arcs α and β contained in an ideal pentagon, the pentagon relation holds:

$$F_\alpha F_\beta F_\alpha F_\beta F_\alpha = \sigma(\alpha, \beta),$$

where σ is the permutation of the labels of α and β ;

- (4) Let $\sigma \in S_n$ and let α be a labeled arc, then we have that $F_\alpha \sigma = \sigma F_{\sigma(\alpha)}$.

2.2 Shearing coordinates

In this section, we recall the shearing coordinates system of the Teichmüller space $\mathcal{T}(\Sigma)$ of Σ and the Poisson structure on it.

We choose and fix an orientation on Σ . Given a hyperbolic structure on Σ , each arc has a unique geodesic representative. In the following, the word ‘‘arc’’ will denote its geodesic representative. Let α be an arc in an ideal triangulation T of Σ . Fix an orientation on α . Let $\tilde{\alpha}$ be one of its lifts in the hyperbolic plane. Then $\tilde{\alpha}$ will be an oriented diagonal in an ideal quadrilateral Q with one ideal triangle Δ_l on its left side and another ideal triangle Δ_r on its right side. In each triangle, the vertex not lying on $\tilde{\alpha}$ can be orthogonally projected on $\tilde{\alpha}$. We denote by v_l and v_r the images of the vertices of Δ_l and Δ_r respectively.

Definition 2.4. We call the directed hyperbolic distance from v_l to v_r with respect to the orientation of $\tilde{\alpha}$ the *shearing coordinate* $t(\alpha)$ on α .

Remark 2.2. Notice that lifts of α are different from each other by orientation preserving isometries of the hyperbolic plane, thus $t(\alpha)$ does not depend on the choice of $\tilde{\alpha}$. At the same time, reversing the orientation of α also exchanges the left side and the right side of $\tilde{\alpha}$. This implies that $t(\alpha)$ is also independent of the choice of the orientation of α . So the shearing coordinate $t(\alpha)$ is well defined.

The explicit formula of $t(\alpha)$ can be given by using cross-ratios of vertices of the associated ideal quadrilateral. Denote by $\{p_1, p_2, p_3, p_4\}$ the four vertices of the associated ideal quadrilateral Q with a counter-clockwise order. Assuming that p_1 and p_3 are the vertices of $\tilde{\alpha}$ with the orientation such that p_2 is on the left and p_4 is on the right. Then the shearing coordinate on α is defined by:

$$t(\alpha) = \log(-[p_1, p_3; p_2, p_4]) = \log\left(-\frac{(p_1 - p_2)(p_3 - p_4)}{(p_1 - p_4)(p_3 - p_2)}\right).$$

The shearing coordinates system depends on the choice of the ideal triangulation. By doing a flip we get another shearing coordinates system. Let T' be the ideal triangulation coming from T by flipping α to α' . By comparing the formulas of cross-ratios before and after the flip, we obtain the change formula:

$$t'(\beta) = \begin{cases} -t(\alpha) & \text{if } \beta = \alpha' \\ t(\beta) + \epsilon(\alpha, \beta)\phi(\text{sign}(\epsilon(\alpha, \beta))t(\alpha)) & \text{if } \beta \text{ and } \alpha' \text{ are adjacent but } \beta \neq \alpha' \\ t(\beta) & \text{otherwise} \end{cases},$$

where $\phi(z) = \log(1 + \exp(z))$ and the function ϵ_T is defined in the following. Let Δ be an ideal triangle on Σ which is a connected component of $\Sigma \setminus T$. Let $E(\Delta)$ be the set of its edges. The orientation of Σ induces an orientation of Δ which induces a cyclic order of the edges of Δ , thus we can define an anti-symmetric map

$$\epsilon_{T, \Delta} : E(\Delta) \times E(\Delta) \rightarrow \{0, \pm 1\}$$

in the following way:

$$\epsilon_{T, \Delta}(\alpha, \beta) = \begin{cases} -1 & \text{if } \beta \text{ comes after } \alpha' \text{ counter-clockwisely} \\ 1 & \text{if } \beta \text{ comes after } \alpha' \text{ clockwisely} \\ 0 & \text{otherwise} \end{cases},$$

where (α, β) is in $E(\Delta) \times E(\Delta)$. By taking the sum of $\epsilon_{T, \Delta}$ over all ideal triangles Δ , we obtain the following anti-symmetric map ϵ_T :

$$\epsilon_T : E(T) \times E(T) \rightarrow \{0, \pm 1, \pm 2\},$$

where $E(T)$ is the set of arcs in T .

This anti-symmetric map ϵ_T also induces the Poisson structure on the Teichmüller space by the following bi-vector field:

$$P(T) = \sum_{\alpha, \beta} \epsilon_T(\alpha, \beta) \frac{\partial}{\partial t(\alpha)} \wedge \frac{\partial}{\partial t(\beta)}.$$

2.3 Quantum Teichmüller space

The quantization of a Poisson manifold equivariant with respect to a discrete group G -action is a family of $*$ -algebras A^{\hbar} depending smoothly on a positive real parameter \hbar satisfying the following properties:

- (1) All A^{\hbar} are isomorphic to each other as linear spaces ;
- (2) The group G acts as the outer automorphisms on each $*$ -algebra ;
- (3) For $\hbar = 0$, the algebra A^0 is isomorphic as a G -module to the $*$ -algebra of the complex-valued function on the Poisson manifold ;
- (4) The Poisson bracket $\{, \}$ on A^0 is the limit of $\{, \}_{\hbar}/(2\pi i\hbar)$ as \hbar going to zero. It coincides with the one on the original Poisson manifold.

For each $\hbar > 0$, we associate one $*$ -algebra $A^{\hbar}(T)$ to each ideal triangulation T on Σ , generated by $\{Z_{\hbar}(\alpha) : \alpha \in T\}$ with the $*$ - structure:

$$(Z_{\hbar}(\alpha))^* = Z_{\hbar}(\alpha).$$

The Poisson bracket on $A^{\hbar}(T)$ is obtained by deforming the Poisson bracket for the shearing coordinates associated to T by the following formula:

$$\{Z_{\hbar}(\alpha), Z_{\hbar}(\beta)\}_{\hbar} = 2\pi i\hbar\{t(\alpha), t(\beta)\}.$$

The flip acts on the $*$ -algebras $A^{\hbar}(T)$ by the formula

$$Z'_{\hbar}(\beta) = \begin{cases} -Z_{\hbar}(\alpha) & \text{if } \beta = \alpha' \\ Z_{\hbar}(\beta) + \epsilon(\alpha, \beta)\phi^{\hbar}(\text{sign}(\epsilon(\alpha, \beta))Z_{\hbar}(\alpha)) & \text{if } \beta \text{ and } \alpha' \text{ are adjacent but } \beta \neq \alpha' \\ Z_{\hbar}(\beta) & \text{otherwise} \end{cases},$$

where

$$\phi^{\hbar}(z) = -\frac{\pi\hbar}{2} \int_{\Omega} \frac{\exp(-iuz)}{\sinh(\pi u) \sinh(\pi\hbar u)} du,$$

where Ω is the path going along the real axis from $-\infty$ to $+\infty$ and passing the origin from above. The symmetric group acts as permutations of labels.

For each \hbar , the construction above gives us a projective functor \mathcal{Q}_{\hbar} from the Ptolemy groupoid to the category of $*$ -algebra.

Definition 2.5. *The family of projective functors \mathcal{Q}_{\hbar} are called the **quantization** of Teichmüller space.*

2.4 Almost linear representation of Ptolemy groupoid

A Heisenberg $*$ -algebra H_n is generated by $2n + 1$ generators $P_1, \dots, P_n, Q_1, \dots, Q_n$ and C satisfying the following relations:

- (1) The generator C is the central element ;
- (2) For any two index j and k , we have the relations:

$$\{P_j, P_k\} = \{Q_j, Q_k\} = 0;$$

- (3) For any two index j and k , we have the relations:

$$\{P_j, Q_k\} = C\delta_{jk}.$$

It has a irreducible integrable representation in the Hilbert space \mathcal{H} described as following: consider the canonical complex structure on \mathbb{R}^{2n} and denote by z_1, \dots, z_n the complex coordinates and by $x_1, \dots, x_n, y_1, \dots, y_n$ the real coordinates such that $z_j = x_j + iy_j$, then we represent the generators as following operators:

$$\begin{aligned} \rho(P_j)(f)(z_1, \dots, z_n) &= z_j f(z_1, \dots, z_n), \\ \rho(Q_j)(f)(z_1, \dots, z_n) &= -2\pi i\hbar \frac{\partial f}{\partial z_j}(z_1, \dots, z_n), \\ \rho(C)(f)(z_1, \dots, z_n) &= 2\pi i\hbar f(z_1, \dots, z_n). \end{aligned}$$

The representation of the $*$ -algebra $A^{\hbar}(T)$ in \mathcal{H} is generated by the linear combinations of $\rho(P_j)$ and $\rho(Q_k)$ above.

The Stone von Neumann theorem holds true for $A^{\hbar}(T)$. In particular, let T and T' be two labeled ideal triangulations different from each other by a flip F_α . Consider the representations $\rho(A^{\hbar}(T))$ and $\rho(A^{\hbar}(T'))$ of $A^{\hbar}(T)$ and $A^{\hbar}(T')$ respectively. The uniqueness of representations yields the existence of an intertwiner $K(F_\alpha)$ between these two representations. It acts in the following way:

$$\rho(A^{\hbar}(T')) = K(F_\alpha)^{-1} \rho(A^{\hbar}(T)) K(F_\alpha).$$

This intertwiner functor K induces an almost linear representation of the Ptolemy groupoid which induces an almost linear representation of Γ into a unitary group. The following result are proved in [4]:

Proposition 2.1. *The almost linear representation K has the following property:*

- (1) *For any disjoint arcs α and β in the labeled ideal triangulation T , the operators $K(F_\alpha)$ and $K(F_\beta)$ commute with each other ;*
- (2) *$K(F_\alpha)^2 = 1$;*
- (3) *The pentagon relation:*

$$K(F_\alpha)K(F_\beta)K(F_\alpha)K(F_\beta)K(F_\alpha) = e^{2\pi i\hbar} \sigma,$$

where σ is the permutation of the labels α and β .

3 Proof of the theorem

In [5], the authors gave the following presentation of Γ which is a consequence of Gervais' result in [6].

Lemma 3.1. *For any oriented surface S of genus $g \geq 2$ and $s \geq 4$ punctures, the mapping class group has the following presentation:*

- (1) *The generators are the Dehn twists D_a along all non separating simple close geodesics a in S ;*
- (2) *The relation between them are the following:*
 - (a) *The type-0 braid relation: for each pair of disjoint non-separating simple closed geodesics a and b , we have that $D_a D_b = D_b D_a$;*
 - (b) *The type-1 braid relation: for each pair of non-separating simple closed geodesics a and b with the geometric intersection number $i(a, b) = 1$, we have that:*

$$D_a D_b D_a = D_b D_a D_b;$$

- (c) *The lantern relation: for each four-holes sphere embedded in the surface whose boundary a_0, a_1, a_2, a_3 are the non-separating simple closed geodesics, we have that:*

$$D_{a_0} D_{a_1} D_{a_2} D_{a_3} = D_{a_{12}} D_{a_{23}} D_{a_{13}};$$

- (d) *The chain relation: for each two-holed torus embedded in the surface, we have that:*

$$(D_a D_b D_c)^4 = D_e D_f;$$

- (e) *The puncture relation: for each sphere with three holes and one puncture embedded in the surface, we have*

$$D_{a_1} D_{a_2} D_{a_3} = D_{a_{12}} D_{a_{13}} D_{a_{23}}.$$

By using this presentation, we are able to prove the following proposition which is the main step of the proof of Theorem 1.1:

Proposition 3.1. *By using the Chekhov-Fock quantization, we obtain a central extension of Γ with the following presentation:*

- (1) *Generators:*

- (a) *One central element: $w = z^{-12}$, where z is the constant coming from the Chekhov-Fock quantization;*

(b) One element \tilde{D}_a associated to each the Dehn twists D_a along all non separating simple close geodesics a in S .

(2) Relations:

- (a) The type-0 braid relation: $\tilde{D}_a \tilde{D}_b = \tilde{D}_b \tilde{D}_a$;
- (b) The type-1 braid relation: $\tilde{D}_a \tilde{D}_b \tilde{D}_a = \tilde{D}_b \tilde{D}_a \tilde{D}_b$;
- (c) The Lantern relation: $\tilde{D}_{a_0} \tilde{D}_{a_1} \tilde{D}_{a_2} \tilde{D}_{a_3} = \tilde{D}_{a_{12}} \tilde{D}_{a_{23}} \tilde{D}_{a_{13}}$;
- (d) The chain relation: $(\tilde{D}_a \tilde{D}_b \tilde{D}_c)^4 = w^{12} \tilde{D}_e \tilde{D}_f$;
- (e) The puncture relation: $\tilde{D}_{a_1} \tilde{D}_{a_2} \tilde{D}_{a_3} = w \tilde{D}_{a_{12}} \tilde{D}_{a_{13}} \tilde{D}_{a_{23}}$.

We prove Proposition 3.1 by proving a sequence of lemmas.

Lemma 3.2. For the type-0 braid relation, we have that $\tilde{D}_a \tilde{D}_b = \tilde{D}_b \tilde{D}_a$.

Proof. The lifts of two commutative elements are commutative in the central extension. □

Lemma 3.3. For the type-1 braid relation, by choosing the lifts, we have that:

$$\tilde{D}_a \tilde{D}_b \tilde{D}_a = \tilde{D}_b \tilde{D}_a \tilde{D}_b.$$

Proof. Let a and b be two non-separating simple closed geodesics in Σ with $i(a, b) = 1$. Suppose that we have their lifts \tilde{D}_a and \tilde{D}_b such that:

$$\tilde{D}_b \tilde{D}_a \tilde{D}_b = z^k \tilde{D}_a \tilde{D}_b \tilde{D}_a.$$

Then by changing the lift \tilde{D}_b to $\tilde{D}'_b = z^k \tilde{D}_b$ we have that:

$$\tilde{D}_a \tilde{D}'_b \tilde{D}_a = \tilde{D}'_b \tilde{D}_a \tilde{D}'_b.$$

Let x and y be another pair of non-separating simple closed geodesics with $i(x, y) = 1$. Then there is a homeomorphism ϕ of Σ sending a and b to x and y respectively. Let $\tilde{\phi}$ be its arbitrary lift. Consider the lifts of D_x and D_y as following:

$$\begin{aligned} \tilde{D}_x &= \tilde{\phi}^{-1} \tilde{D}_a \tilde{\phi}, \\ \tilde{D}_y &= \tilde{\phi}^{-1} \tilde{D}'_b \tilde{\phi}. \end{aligned}$$

Then the corresponding type-1 braid relation is

$$\tilde{D}_x \tilde{D}_y \tilde{D}_x = \tilde{D}_y \tilde{D}_x \tilde{D}_y.$$

We begin by choosing a lift for D_a , then there is a unique lift of D_b satisfying the trivial type-1 braid relation. By using homeomorphisms of Σ , the lifts of the other D_x and D_y appearing in the type-1 braid relations can be fixed too. Then we have the trivial type-1 braid relation everywhere. □

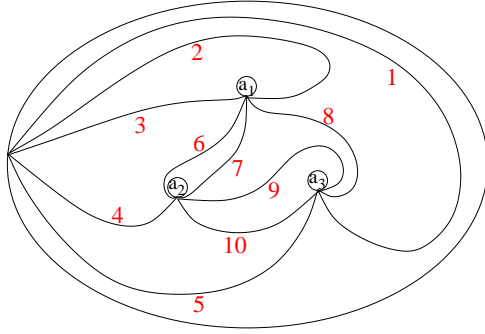
Consider Dehn twists as automorphisms in Ptolemy groupoid. Then they can be expressed as compositions of morphisms corresponding to a sequence of flips and permutations. By using the almost linear representation K , we obtain the lifts of Dehn twists. Notice that a Dehn twist may have several expressions different from each other by the relations in Proposition 2.1. Different expressions may induce different lifts. In the following part, we will prove that by choosing the expression carefully the induced lifted Dehn twists satisfy the relations in Proposition 3.1.

We will use \tilde{F}_α to denote $K(F_\alpha)$. For the underlined parts in the following proofs, we use either pentagon relations or commutation relations.

Lemma 3.4. By choosing carefully the lifts for each Dehn twist in the lantern relation, we have that:

$$\tilde{D}_{a_0} \tilde{D}_{a_1} \tilde{D}_{a_2} \tilde{D}_{a_3} = z^{-12} \tilde{D}_{a_{12}} \tilde{D}_{a_{23}} \tilde{D}_{a_{13}}.$$

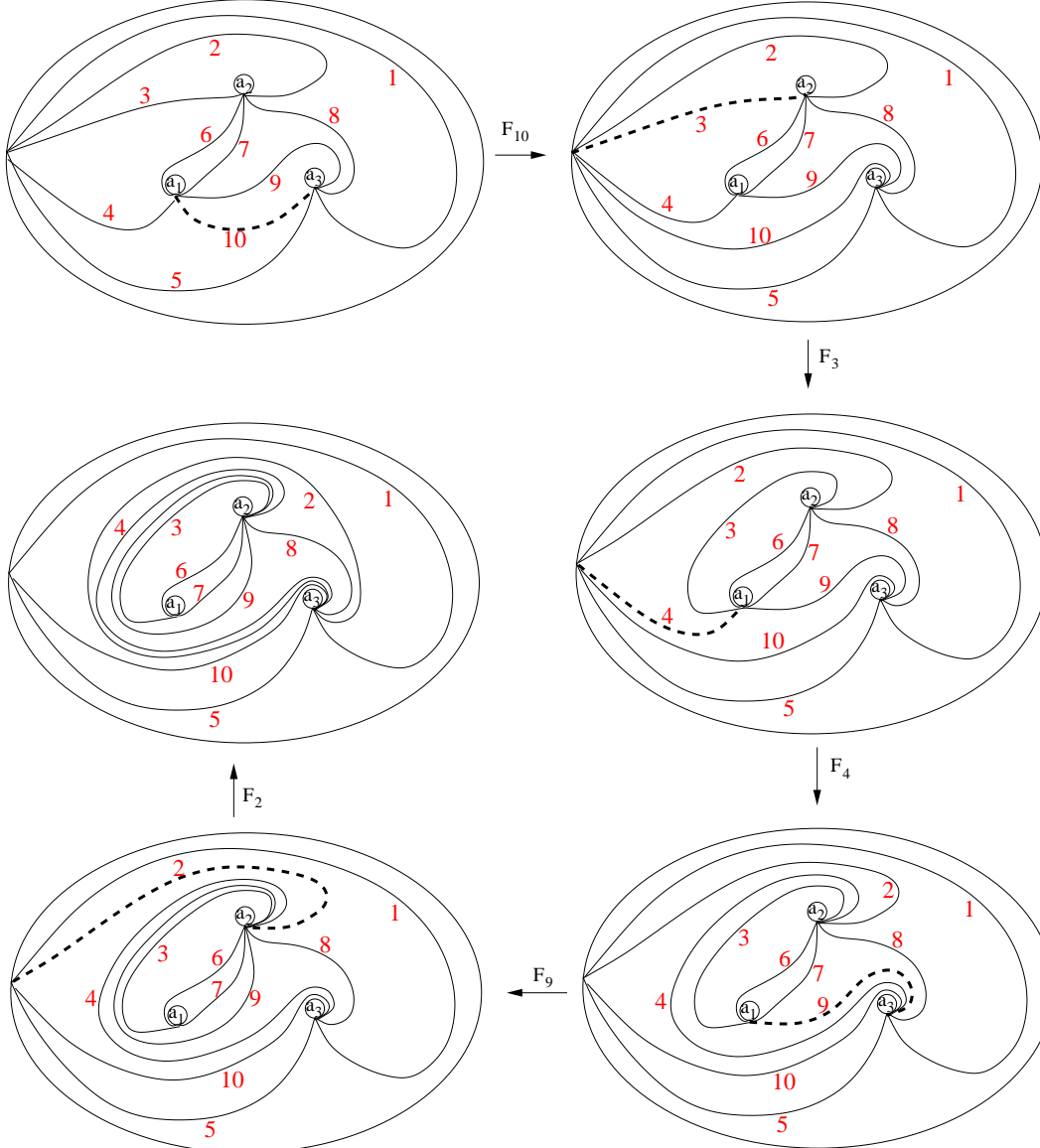
Proof. The proof is similar to the one in [5]. Consider the the four-holed sphere with one puncture on each boundary component. The ideal triangulation and the labels are given as following:



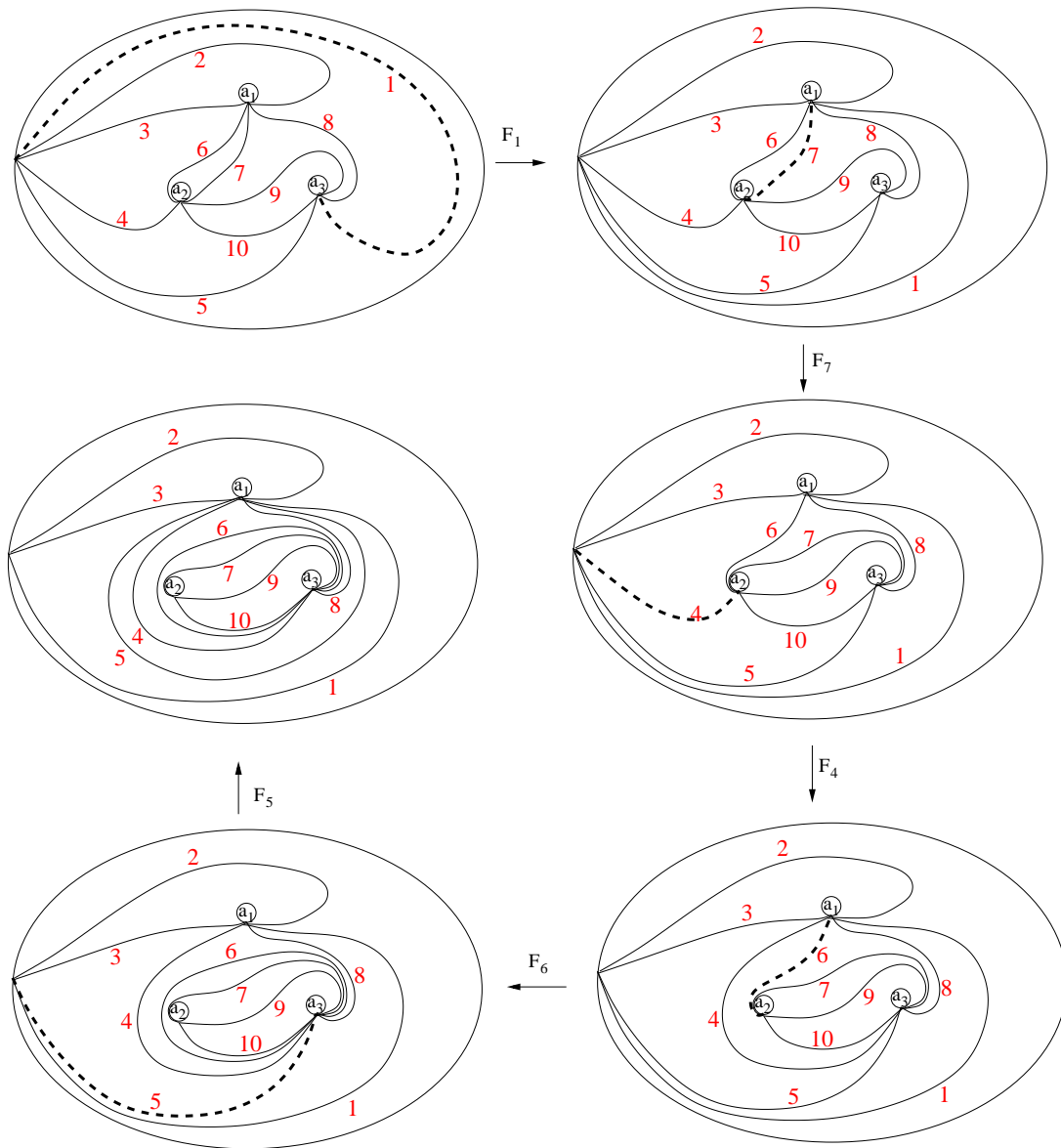
Then the Dehn twist D_0, D_1, D_2 and D_3 have the following expression:

$$\begin{aligned}
 D_0 &= F_5 F_4 F_3 F_2 \begin{pmatrix} 1 & 2 & 3 & 4 & 5 \\ 5 & 1 & 2 & 3 & 4 \end{pmatrix}, \\
 D_1 &= F_6 F_4 F_{10} F_9 \begin{pmatrix} 4 & 6 & 7 & 9 & 10 \\ 10 & 4 & 6 & 7 & 9 \end{pmatrix}, \\
 D_2 &= F_3 F_6 F_7 F_8 \begin{pmatrix} 2 & 3 & 6 & 7 & 8 \\ 3 & 6 & 7 & 8 & 2 \end{pmatrix}, \\
 D_3 &= F_{10} F_5 F_1 F_8 \begin{pmatrix} 1 & 5 & 8 & 9 & 10 \\ 8 & 1 & 9 & 10 & 5 \end{pmatrix}.
 \end{aligned}$$

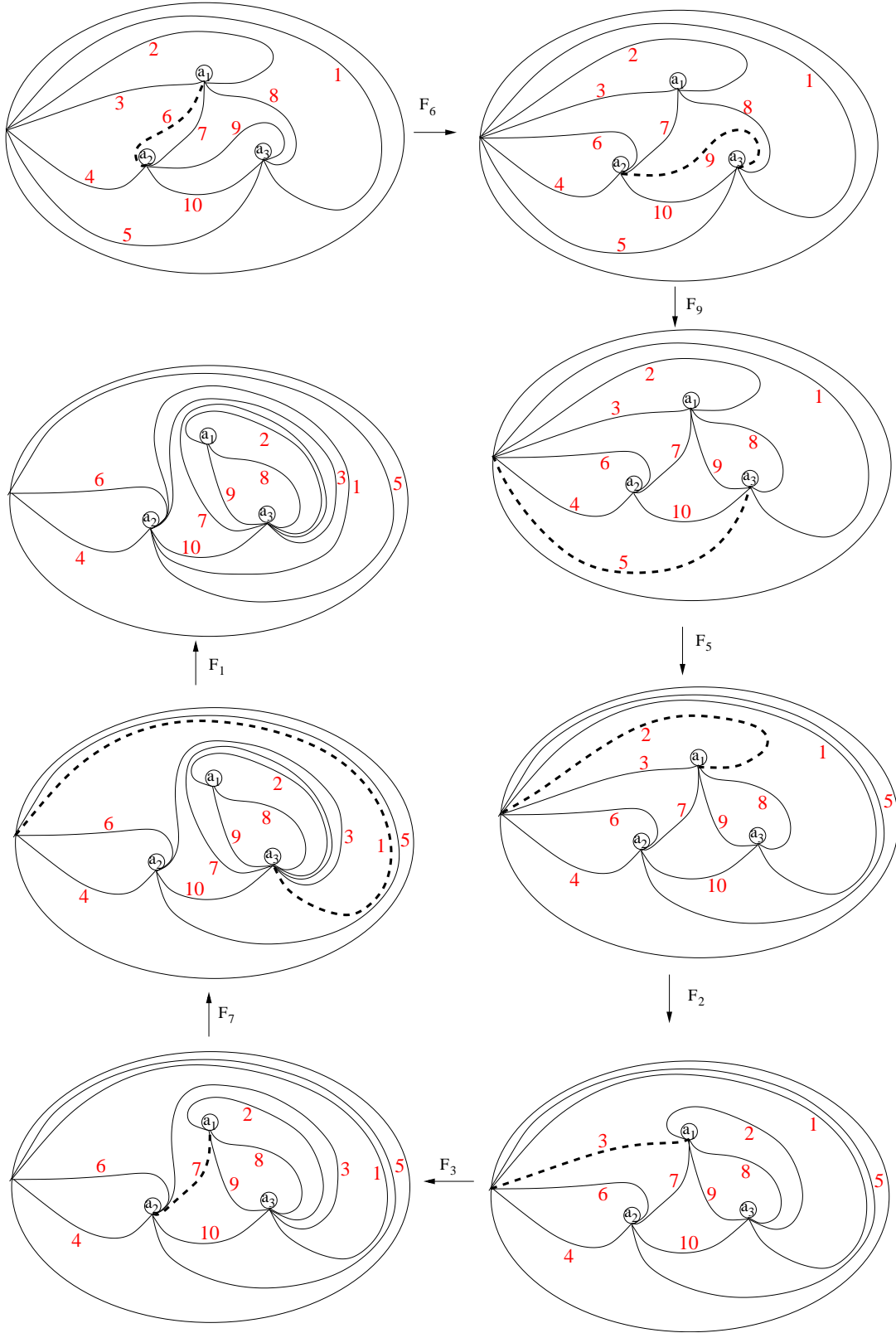
For D_{12}, D_{23} and D_{13} , we use the same strategy as in [5]. First transform the triangulation so that there are only two arcs intersecting the geodesic associated to the Dehn twist. Then do the Dehn twist and transform the triangulation back. Follow this idea we get the following formulas:



$$D_{12} = \text{Ad}(F_{10} F_3 F_4 F_9 F_2) F_8 \begin{pmatrix} 4 & 8 \\ 8 & 4 \end{pmatrix},$$



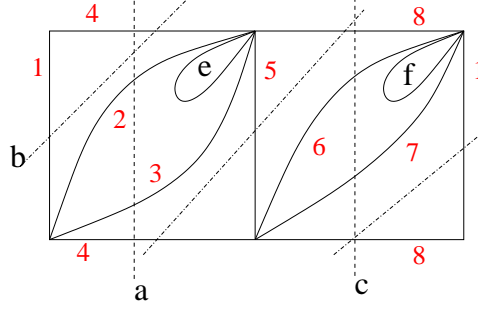
$$D_{13} = \text{Ad}(F_1 F_7 F_4 F_6 F_5) F_4 \begin{pmatrix} 4 & 8 \\ 8 & 4 \end{pmatrix},$$



$$D_{23} = \text{Ad}(F_6 F_9 F_5 F_2 F_3 F_7 F_1) F_{10} \left(\begin{smallmatrix} 3 & 10 \\ 10 & 3 \end{smallmatrix} \right).$$

They can be simplified as following:

$$\begin{aligned} D_{12} &= F_{10} F_3 F_4 F_9 F_2 F_8 \begin{pmatrix} 4 & 8 \\ 8 & 4 \end{pmatrix} F_2 F_9 F_4 F_3 F_{10} = F_{10} F_3 F_4 F_2 F_9 F_8 F_9 F_2 F_8 F_3 F_{10} \begin{pmatrix} 4 & 8 \\ 8 & 4 \end{pmatrix} = \\ &= F_{10} F_3 F_4 F_2 F_8 F_9 \begin{pmatrix} 8 & 9 \\ 9 & 8 \end{pmatrix} F_2 F_8 F_3 F_{10} \begin{pmatrix} 4 & 8 \\ 8 & 4 \end{pmatrix} = F_{10} F_3 F_4 F_2 F_8 F_2 F_9 \begin{pmatrix} 2 & 9 \\ 9 & 2 \end{pmatrix} F_3 F_{10} \begin{pmatrix} 8 & 9 \\ 9 & 8 \end{pmatrix} \begin{pmatrix} 4 & 8 \\ 8 & 4 \end{pmatrix} = \\ &= F_{10} F_3 F_4 F_8 F_2 \begin{pmatrix} 2 & 8 \\ 8 & 2 \end{pmatrix} F_9 F_3 F_{10} \begin{pmatrix} 2 & 9 \\ 9 & 2 \end{pmatrix} \begin{pmatrix} 8 & 9 \\ 9 & 8 \end{pmatrix} \begin{pmatrix} 4 & 8 \\ 8 & 4 \end{pmatrix} = \underline{F_{10} F_3 F_4 F_8 F_2 F_9 F_3 F_{10}} \begin{pmatrix} 2 & 8 \\ 8 & 2 \end{pmatrix} \begin{pmatrix} 2 & 9 \\ 9 & 2 \end{pmatrix} \begin{pmatrix} 8 & 9 \\ 9 & 8 \end{pmatrix} \begin{pmatrix} 4 & 8 \\ 8 & 4 \end{pmatrix} = \\ &= F_3 F_{10} F_8 F_4 F_2 F_{10} F_9 F_3 \begin{pmatrix} 2 & 8 \\ 8 & 2 \end{pmatrix} \begin{pmatrix} 2 & 9 \\ 9 & 2 \end{pmatrix} \begin{pmatrix} 8 & 9 \\ 9 & 8 \end{pmatrix} \begin{pmatrix} 4 & 8 \\ 8 & 4 \end{pmatrix} = F_3 F_8 F_{10} F_4 F_{10} F_{10} F_2 F_{10} F_9 F_3 \begin{pmatrix} 2 & 9 \\ 9 & 2 \end{pmatrix} \begin{pmatrix} 4 & 8 \\ 8 & 4 \end{pmatrix} = \end{aligned}$$



The Dehn twists corresponding to a, b, c, e and f can be presented as following:

$$\begin{aligned}
D_a &= F_3 F_4 F_3 \begin{pmatrix} 2 & 4 \\ 4 & 2 \end{pmatrix}, \\
D_b &= \text{Ad}(F_8 F_1 F_5) F_8 \begin{pmatrix} 4 & 8 \\ 8 & 4 \end{pmatrix}, \\
D_c &= F_7 F_8 F_7 \begin{pmatrix} 6 & 8 \\ 8 & 6 \end{pmatrix}, \\
D_e &= \text{Ad}(F_5 F_4 F_8 F_6 F_7) F_3 \begin{pmatrix} 2 & 3 \\ 3 & 2 \end{pmatrix}, \\
D_f &= \text{Ad}(F_1 F_8 F_4 F_2 F_3) F_7 \begin{pmatrix} 6 & 7 \\ 7 & 6 \end{pmatrix}.
\end{aligned}$$

The Dehn twist D_e can be simplified as following:

$$\begin{aligned}
D_e &= F_5 F_4 F_8 F_6 F_7 F_3 \begin{pmatrix} 2 & 3 \\ 3 & 2 \end{pmatrix} F_7 F_6 F_8 F_4 F_5 = \\
&= F_5 F_4 F_8 F_6 \underline{F_7 F_3 F_7} F_6 F_8 F_4 F_5 \begin{pmatrix} 2 & 3 \\ 3 & 2 \end{pmatrix} = \\
&= F_5 F_4 F_8 \underline{F_6 F_3 F_7} \begin{pmatrix} 3 & 7 \\ 7 & 3 \end{pmatrix} F_6 F_8 F_4 F_5 \begin{pmatrix} 2 & 3 \\ 3 & 2 \end{pmatrix} = \\
&= F_5 \underline{F_4 F_8 F_3 F_7} F_6 \underline{F_8 F_4 F_5} \begin{pmatrix} 6 & 7 \\ 7 & 6 \end{pmatrix} \begin{pmatrix} 3 & 7 \\ 7 & 3 \end{pmatrix} \begin{pmatrix} 2 & 3 \\ 3 & 2 \end{pmatrix} = \\
&= F_5 F_8 F_3 \underline{F_7 F_6 F_4 F_8} F_5 \begin{pmatrix} 4 & 6 \\ 6 & 4 \end{pmatrix} \begin{pmatrix} 6 & 7 \\ 7 & 6 \end{pmatrix} \begin{pmatrix} 3 & 7 \\ 7 & 3 \end{pmatrix} \begin{pmatrix} 2 & 3 \\ 3 & 2 \end{pmatrix} = \\
&= \underline{F_5 F_3} F_8 F_7 F_6 F_4 F_5 \begin{pmatrix} 3 & 8 \\ 8 & 3 \end{pmatrix} \begin{pmatrix} 4 & 6 \\ 6 & 4 \end{pmatrix} \begin{pmatrix} 6 & 7 \\ 7 & 6 \end{pmatrix} \begin{pmatrix} 3 & 7 \\ 7 & 3 \end{pmatrix} \begin{pmatrix} 2 & 3 \\ 3 & 2 \end{pmatrix} = \\
&= F_3 F_5 \underline{F_3 F_8 F_7} F_6 \underline{F_4 F_3} \begin{pmatrix} 3 & 5 \\ 5 & 3 \end{pmatrix} \begin{pmatrix} 3 & 8 \\ 8 & 3 \end{pmatrix} \begin{pmatrix} 4 & 6 \\ 6 & 4 \end{pmatrix} \begin{pmatrix} 6 & 7 \\ 7 & 6 \end{pmatrix} \begin{pmatrix} 3 & 7 \\ 7 & 3 \end{pmatrix} \begin{pmatrix} 2 & 3 \\ 3 & 2 \end{pmatrix} = \\
&= F_3 F_5 F_8 F_7 F_6 F_3 F_4 \begin{pmatrix} 3 & 6 \\ 6 & 3 \end{pmatrix} \begin{pmatrix} 3 & 5 \\ 5 & 3 \end{pmatrix} \begin{pmatrix} 3 & 8 \\ 8 & 3 \end{pmatrix} \begin{pmatrix} 4 & 6 \\ 6 & 4 \end{pmatrix} \begin{pmatrix} 6 & 7 \\ 7 & 6 \end{pmatrix} \begin{pmatrix} 3 & 7 \\ 7 & 3 \end{pmatrix} \begin{pmatrix} 2 & 3 \\ 3 & 2 \end{pmatrix} = \\
&= F_3 F_5 F_8 F_7 F_6 F_3 F_4 \begin{pmatrix} 2 & 3 & 4 & 5 & 6 & 7 & 8 \\ 3 & 4 & 2 & 8 & 5 & 6 & 7 \end{pmatrix},
\end{aligned}$$

and D_f can be simplified in a similar way as following:

$$D_f = F_7 F_1 F_4 F_3 F_2 F_7 F_8 \begin{pmatrix} 1 & 2 & 3 & 4 & 6 & 7 & 8 \\ 4 & 1 & 2 & 3 & 7 & 8 & 6 \end{pmatrix},$$

by sending $(2, 3, 4, 5, 6, 7, 8)$ to $(6, 7, 8, 1, 2, 3, 4)$.

We will use the following expression of these Dehn twists to get their lifts:

$$\begin{aligned}
D_a &= F_3 F_4 F_3 \begin{pmatrix} 2 & 4 \\ 4 & 2 \end{pmatrix}, \\
D_b &= \text{Ad}(F_8 F_1 F_5) F_8 \begin{pmatrix} 4 & 8 \\ 8 & 4 \end{pmatrix}, \\
D_c &= F_7 F_8 F_7 \begin{pmatrix} 6 & 8 \\ 8 & 6 \end{pmatrix}, \\
D_e &= F_5 F_3 F_8 F_7 F_6 F_4 F_5 \begin{pmatrix} 2 & 3 & 4 & 6 & 7 & 8 \\ 3 & 8 & 2 & 4 & 6 & 7 \end{pmatrix}, \\
D_f &= F_1 F_7 F_4 F_3 F_2 F_8 F_1 \begin{pmatrix} 2 & 3 & 4 & 6 & 7 & 8 \\ 8 & 2 & 3 & 7 & 4 & 6 \end{pmatrix}.
\end{aligned}$$

We need to check if the induced lifts of the Dehn twists satisfy the trivial type-1 braid relation. As there is a symmetry between D_a and D_c with respect to D_b , we only need to verify the trivial type-1 braid relation for \tilde{D}_a and \tilde{D}_b .

We rewrite \tilde{D}_b as following :

$$\begin{aligned}
\tilde{D}_b &= \tilde{F}_8 \tilde{F}_1 \tilde{F}_5 \tilde{F}_8 \begin{pmatrix} 4 & 8 \\ 8 & 4 \end{pmatrix} \tilde{F}_5 \tilde{F}_1 \tilde{F}_8 = z^{-1} \tilde{F}_8 \tilde{F}_1 \tilde{F}_8 \tilde{F}_5 \begin{pmatrix} 5 & 8 \\ 8 & 5 \end{pmatrix} \tilde{F}_1 \tilde{F}_4 \begin{pmatrix} 4 & 8 \\ 8 & 4 \end{pmatrix} = z^{-2} \tilde{F}_1 \tilde{F}_8 \begin{pmatrix} 1 & 8 \\ 8 & 1 \end{pmatrix} \tilde{F}_5 \tilde{F}_1 \tilde{F}_4 \begin{pmatrix} 5 & 8 \\ 8 & 5 \end{pmatrix} \begin{pmatrix} 4 & 8 \\ 8 & 4 \end{pmatrix} = \\
&= z^{-3} \tilde{F}_1 \tilde{F}_5 \tilde{F}_8 \begin{pmatrix} 5 & 8 \\ 8 & 5 \end{pmatrix} \tilde{F}_4 \begin{pmatrix} 1 & 8 \\ 8 & 1 \end{pmatrix} \begin{pmatrix} 5 & 8 \\ 8 & 5 \end{pmatrix} \begin{pmatrix} 4 & 8 \\ 8 & 4 \end{pmatrix} = z^{-3} \tilde{F}_1 \tilde{F}_5 \tilde{F}_8 \tilde{F}_4 \begin{pmatrix} 1 & 5 \\ 5 & 1 \end{pmatrix} \begin{pmatrix} 4 & 8 \\ 8 & 4 \end{pmatrix}.
\end{aligned}$$

By using once pentagon relation, we have the following equality:

$$\tilde{D}_a = \tilde{F}_3 \tilde{F}_4 \tilde{F}_3 \begin{pmatrix} 2 & 4 \\ 4 & 2 \end{pmatrix} = z^{-1} \tilde{F}_4 \tilde{F}_3 \begin{pmatrix} 2 & 3 & 4 \\ 4 & 2 & 3 \end{pmatrix}.$$

$$\begin{aligned}
&= z^{-23} \widetilde{F}_7 \widetilde{F}_1 \widetilde{F}_3 \widetilde{F}_8 \widetilde{F}_5 \widetilde{F}_6 \left(\begin{smallmatrix} 1 & 2 & 3 & 4 & 5 & 6 & 7 & 8 \\ 6 & 8 & 5 & 7 & 4 & 2 & 1 & 3 \end{smallmatrix} \right) \widetilde{F}_7 \widetilde{F}_8 \widetilde{F}_1 \widetilde{F}_3 \widetilde{F}_5 \widetilde{F}_2 \widetilde{F}_6 \left(\begin{smallmatrix} 7 & 8 \\ 8 & 7 \end{smallmatrix} \right) \left(\begin{smallmatrix} 1 & 2 & 3 & 4 & 5 & 6 & 7 & 8 \\ 6 & 8 & 5 & 7 & 4 & 2 & 1 & 3 \end{smallmatrix} \right) = \\
&= z^{-24} \widetilde{F}_7 \widetilde{F}_1 \widetilde{F}_3 \widetilde{F}_5 \widetilde{F}_8 \widetilde{F}_5 \left(\begin{smallmatrix} 5 & 8 \\ 8 & 5 \end{smallmatrix} \right) \widetilde{F}_6 \left(\begin{smallmatrix} 1 & 2 & 3 & 4 & 5 & 6 & 7 & 8 \\ 6 & 8 & 5 & 7 & 4 & 2 & 1 & 3 \end{smallmatrix} \right) \widetilde{F}_7 \widetilde{F}_8 \widetilde{F}_1 \widetilde{F}_3 \widetilde{F}_2 \widetilde{F}_5 \widetilde{F}_6 \left(\begin{smallmatrix} 7 & 8 \\ 8 & 7 \end{smallmatrix} \right) \left(\begin{smallmatrix} 1 & 2 & 3 & 4 & 5 & 6 & 7 & 8 \\ 6 & 8 & 5 & 7 & 4 & 2 & 1 & 3 \end{smallmatrix} \right) = \\
&= z^{-24} \widetilde{F}_7 \widetilde{F}_1 \widetilde{F}_3 \widetilde{F}_5 \widetilde{F}_8 \widetilde{F}_5 \left(\begin{smallmatrix} 5 & 8 \\ 8 & 5 \end{smallmatrix} \right) \left(\begin{smallmatrix} 1 & 2 & 3 & 4 & 5 & 6 & 7 & 8 \\ 6 & 8 & 5 & 7 & 4 & 2 & 1 & 3 \end{smallmatrix} \right) \widetilde{F}_7 \widetilde{F}_8 \widetilde{F}_2 \widetilde{F}_3 \widetilde{F}_1 \widetilde{F}_2 \widetilde{F}_5 \widetilde{F}_6 \left(\begin{smallmatrix} 7 & 8 \\ 8 & 7 \end{smallmatrix} \right) \left(\begin{smallmatrix} 1 & 2 & 3 & 4 & 5 & 6 & 7 & 8 \\ 6 & 8 & 5 & 7 & 4 & 2 & 1 & 3 \end{smallmatrix} \right) = \\
&= z^{-23} \widetilde{F}_7 \widetilde{F}_1 \widetilde{F}_3 \widetilde{F}_5 \widetilde{F}_8 \widetilde{F}_5 \left(\begin{smallmatrix} 1 & 2 & 3 & 4 & 5 & 6 & 7 & 8 \\ 6 & 8 & 5 & 7 & 3 & 2 & 1 & 4 \end{smallmatrix} \right) \widetilde{F}_7 \widetilde{F}_8 \widetilde{F}_3 \widetilde{F}_2 \widetilde{F}_3 \left(\begin{smallmatrix} 2 & 3 \\ 3 & 2 \end{smallmatrix} \right) \widetilde{F}_1 \widetilde{F}_2 \widetilde{F}_5 \widetilde{F}_6 \left(\begin{smallmatrix} 1 & 2 & 3 & 4 & 5 & 6 & 7 & 8 \\ 6 & 8 & 5 & 7 & 4 & 2 & 3 & 1 \end{smallmatrix} \right) = \\
&= z^{-23} \widetilde{F}_7 \widetilde{F}_1 \widetilde{F}_3 \widetilde{F}_5 \widetilde{F}_8 \widetilde{F}_5 \left(\begin{smallmatrix} 1 & 2 & 3 & 4 & 5 & 6 & 7 & 8 \\ 6 & 8 & 5 & 7 & 3 & 2 & 1 & 4 \end{smallmatrix} \right) \widetilde{F}_7 \widetilde{F}_8 \widetilde{F}_3 \widetilde{F}_2 \widetilde{F}_3 \widetilde{F}_1 \widetilde{F}_3 \widetilde{F}_5 \widetilde{F}_6 \left(\begin{smallmatrix} 1 & 2 & 3 & 4 & 5 & 6 & 7 & 8 \\ 6 & 5 & 8 & 7 & 4 & 2 & 3 & 1 \end{smallmatrix} \right) = \\
&= z^{-24} \widetilde{F}_7 \widetilde{F}_1 \widetilde{F}_3 \widetilde{F}_5 \widetilde{F}_8 \widetilde{F}_5 \left(\begin{smallmatrix} 1 & 2 & 3 & 4 & 5 & 6 & 7 & 8 \\ 6 & 8 & 5 & 7 & 3 & 2 & 1 & 4 \end{smallmatrix} \right) \widetilde{F}_7 \widetilde{F}_8 \widetilde{F}_3 \widetilde{F}_2 \widetilde{F}_1 \widetilde{F}_3 \widetilde{F}_5 \widetilde{F}_6 \left(\begin{smallmatrix} 1 & 3 \\ 3 & 1 \end{smallmatrix} \right) \left(\begin{smallmatrix} 1 & 2 & 3 & 4 & 5 & 6 & 7 & 8 \\ 6 & 5 & 8 & 7 & 4 & 2 & 3 & 1 \end{smallmatrix} \right) = \\
&= z^{-24} \widetilde{F}_7 \widetilde{F}_1 \widetilde{F}_3 \widetilde{F}_5 \widetilde{F}_8 \left(\begin{smallmatrix} 1 & 2 & 3 & 4 & 5 & 6 & 7 & 8 \\ 6 & 8 & 5 & 7 & 3 & 2 & 1 & 4 \end{smallmatrix} \right) \widetilde{F}_7 \widetilde{F}_8 \widetilde{F}_3 \widetilde{F}_2 \widetilde{F}_1 \widetilde{F}_3 \widetilde{F}_5 \widetilde{F}_6 \left(\begin{smallmatrix} 1 & 2 & 3 & 4 & 5 & 6 & 7 & 8 \\ 8 & 5 & 6 & 7 & 4 & 2 & 3 & 1 \end{smallmatrix} \right) = \\
&= z^{-24} \widetilde{F}_7 \widetilde{F}_1 \widetilde{F}_3 \widetilde{F}_4 \widetilde{F}_5 \widetilde{F}_8 \left(\begin{smallmatrix} 1 & 2 & 3 & 4 & 5 & 6 & 7 & 8 \\ 6 & 8 & 5 & 7 & 3 & 2 & 1 & 4 \end{smallmatrix} \right) \widetilde{F}_8 \widetilde{F}_2 \widetilde{F}_1 \widetilde{F}_3 \widetilde{F}_5 \widetilde{F}_6 \left(\begin{smallmatrix} 1 & 2 & 3 & 4 & 5 & 6 & 7 & 8 \\ 8 & 5 & 6 & 7 & 4 & 2 & 3 & 1 \end{smallmatrix} \right) = \\
&= z^{-25} \widetilde{F}_7 \widetilde{F}_1 \widetilde{F}_4 \widetilde{F}_3 \widetilde{F}_4 \left(\begin{smallmatrix} 3 & 4 \\ 4 & 3 \end{smallmatrix} \right) \widetilde{F}_5 \widetilde{F}_8 \left(\begin{smallmatrix} 1 & 2 & 3 & 4 & 5 & 6 & 7 & 8 \\ 6 & 8 & 5 & 7 & 3 & 2 & 1 & 4 \end{smallmatrix} \right) \widetilde{F}_8 \widetilde{F}_2 \widetilde{F}_1 \widetilde{F}_3 \widetilde{F}_5 \widetilde{F}_6 \left(\begin{smallmatrix} 1 & 2 & 3 & 4 & 5 & 6 & 7 & 8 \\ 8 & 5 & 6 & 7 & 4 & 2 & 3 & 1 \end{smallmatrix} \right) = \\
&= z^{-25} \widetilde{F}_7 \widetilde{F}_1 \widetilde{F}_4 \widetilde{F}_3 \widetilde{F}_4 \widetilde{F}_5 \widetilde{F}_2 \left(\begin{smallmatrix} 1 & 2 & 3 & 4 & 5 & 6 & 7 & 8 \\ 6 & 8 & 7 & 5 & 3 & 2 & 1 & 4 \end{smallmatrix} \right) \widetilde{F}_4 \widetilde{F}_1 \widetilde{F}_2 \widetilde{F}_3 \widetilde{F}_5 \widetilde{F}_6 \left(\begin{smallmatrix} 1 & 2 & 3 & 4 & 5 & 6 & 7 & 8 \\ 8 & 5 & 6 & 7 & 4 & 2 & 3 & 1 \end{smallmatrix} \right) = \\
&= z^{-27} \widetilde{F}_7 \widetilde{F}_1 \widetilde{F}_4 \widetilde{F}_3 \widetilde{F}_4 \widetilde{F}_5 \widetilde{F}_2 \left(\begin{smallmatrix} 1 & 2 & 3 & 4 & 5 & 6 & 7 & 8 \\ 6 & 8 & 7 & 5 & 3 & 2 & 1 & 4 \end{smallmatrix} \right) \widetilde{F}_1 \widetilde{F}_4 \widetilde{F}_1 \left(\begin{smallmatrix} 1 & 4 \\ 4 & 1 \end{smallmatrix} \right) \widetilde{F}_3 \widetilde{F}_2 \widetilde{F}_3 \left(\begin{smallmatrix} 2 & 3 \\ 3 & 2 \end{smallmatrix} \right) \widetilde{F}_5 \widetilde{F}_6 \left(\begin{smallmatrix} 1 & 2 & 3 & 4 & 5 & 6 & 7 & 8 \\ 8 & 5 & 6 & 7 & 4 & 2 & 3 & 1 \end{smallmatrix} \right) = \\
&= z^{-27} \widetilde{F}_7 \widetilde{F}_1 \widetilde{F}_4 \widetilde{F}_3 \widetilde{F}_4 \widetilde{F}_2 \widetilde{F}_7 \left(\begin{smallmatrix} 1 & 2 & 3 & 4 & 5 & 6 & 7 & 8 \\ 6 & 8 & 7 & 5 & 3 & 2 & 1 & 4 \end{smallmatrix} \right) \widetilde{F}_3 \widetilde{F}_4 \widetilde{F}_3 \widetilde{F}_1 \widetilde{F}_2 \widetilde{F}_3 \widetilde{F}_5 \widetilde{F}_6 \left(\begin{smallmatrix} 1 & 2 & 3 & 4 & 5 & 6 & 7 & 8 \\ 7 & 6 & 5 & 8 & 4 & 2 & 3 & 1 \end{smallmatrix} \right) = \\
&= z^{-26} \widetilde{F}_7 \widetilde{F}_1 \widetilde{F}_4 \widetilde{F}_3 \widetilde{F}_4 \widetilde{F}_2 \widetilde{F}_7 \left(\begin{smallmatrix} 1 & 2 & 3 & 4 & 5 & 6 & 7 & 8 \\ 6 & 8 & 7 & 5 & 3 & 2 & 1 & 4 \end{smallmatrix} \right) \widetilde{F}_4 \widetilde{F}_3 \left(\begin{smallmatrix} 3 & 4 \\ 4 & 3 \end{smallmatrix} \right) \widetilde{F}_1 \widetilde{F}_2 \widetilde{F}_3 \widetilde{F}_5 \widetilde{F}_6 \left(\begin{smallmatrix} 1 & 2 & 3 & 4 & 5 & 6 & 7 & 8 \\ 7 & 6 & 5 & 8 & 4 & 2 & 3 & 1 \end{smallmatrix} \right) = \\
&= z^{-25} \widetilde{D}_f \left(\begin{smallmatrix} 6 & 7 & 8 \\ 8 & 6 & 7 \end{smallmatrix} \right) \left(\begin{smallmatrix} 1 & 2 & 3 & 4 \\ 2 & 3 & 4 & 1 \end{smallmatrix} \right) \widetilde{F}_4 \left(\begin{smallmatrix} 1 & 2 & 3 & 4 & 5 & 6 & 7 & 8 \\ 6 & 8 & 7 & 5 & 3 & 2 & 1 & 4 \end{smallmatrix} \right) \widetilde{F}_3 \widetilde{F}_1 \widetilde{F}_2 \widetilde{F}_4 \widetilde{F}_5 \widetilde{F}_6 \left(\begin{smallmatrix} 1 & 2 & 3 & 4 & 5 & 6 & 7 & 8 \\ 7 & 6 & 8 & 5 & 4 & 2 & 3 & 1 \end{smallmatrix} \right) = \\
&= z^{-25} \widetilde{D}_f \widetilde{F}_3 \widetilde{F}_5 \widetilde{F}_8 \widetilde{F}_7 \widetilde{F}_6 \widetilde{F}_3 \widetilde{F}_4 \left(\begin{smallmatrix} 2 & 3 & 4 & 5 & 6 & 7 & 8 \\ 3 & 4 & 2 & 8 & 5 & 6 & 7 \end{smallmatrix} \right) = \\
&= z^{-24} \widetilde{D}_f \widetilde{D}_e.
\end{aligned}$$

The chain relation becomes:

$$(\widetilde{D}_a \widetilde{D}_b \widetilde{D}_c)^4 = z^{-24} \widetilde{D}_e \widetilde{D}_f$$

□

We say that the lifts of Dehn twists are **normalized** if all braid type relations and all lantern relations are lifted in the trivial way.

By the lemmas above, we normalize the lift of each Dehn twist D from \widetilde{D} to $z^{-12} \widetilde{D}$. Then we get the presentation in the proposition (3.1).

The cohomological arguments from [5] settle our theorem.

References

- [1] L. Chekhov and V. V. Fock. Quantum Teichmüller spaces. *Teoret. Mat. Fiz.*, 120(3):511–528, 1999.
- [2] L. D. Faddeev. Discrete Heisenberg-Weyl group and modular group. *Lett. Math. Phys.*, 34(3):249–254, 1995.
- [3] V. V. Fock and A. B. Goncharov. Moduli spaces of local systems and higher Teichmüller theory. *Publ. Math. Inst. Hautes Études Sci.*, 103(1):1–211, 2006.
- [4] V. V. Fock and A. B. Goncharov. The quantum dilogarithm and representations of quantum cluster varieties. *Invent. Math.*, 175(2):223–286, 2009.
- [5] Louis Funar and Rinat M. Kashaev. Centrally extended mapping class groups from quantum Teichmüller theory. *Adv. Math.*, 252:260–291, 2014.
- [6] Sylvain Gervais. Presentation and central extensions of mapping class groups. *Trans. Amer. Math. Soc.*, 348(8):3097–3132, 1996.
- [7] John L. Harer. The second homology group of the mapping class group of an orientable surface. *Invent. Math.*, 72(2):221–239, 1983.
- [8] John L. Harer. The virtual cohomological dimension of the mapping class group of an orientable surface. *Invent. Math.*, 84(1):157–176, 1986.
- [9] R. M. Kashaev. Quantization of Teichmüller spaces and the quantum dilogarithm. *Lett. Math. Phys.*, 43(2):105–115, 1998.

- [10] Mustafa Korkmaz and András I. Stipsicz. The second homology groups of mapping class groups of oriented surfaces. *Math. Proc. Cambridge Philos. Soc.*, 134(3):479–489, 2003.
- [11] R. C. Penner. The decorated Teichmüller space of punctured surfaces. *Comm. Math. Phys.*, 113(2):299–339, 1987.
- [12] R. C. Penner. Universal constructions in Teichmüller theory. *Adv. Math.*, 98(2):143–215, 1993.