

Time-Average Based on Scaling Law in Anomalous Diffusions

Hyun-Joo Kim*

*Department of Physics Education,
Korea National University of Education,
Chungbuk 363-791, Korea*

(Received May 7, 2022)

To solve the obscureness in measurement brought about from the weak ergodicity breaking appeared in anomalous diffusions we have suggested the time-averaged mean squared displacement (MSD) $\overline{\delta^2(\tau)}_\tau$ with an integral interval depending linearly on the lag time τ . For the continuous time random walk describing a subdiffusive behavior, we have found that $\overline{\delta^2(\tau)}_\tau \sim \tau^\gamma$ like that of the ensemble-averaged MSD, which makes it be possible to measure the proper exponent values through time-average in experiments like a single molecule tracking. Also we have found that it is originated from the scaling nature of the MSD at a aging time in anomalous diffusion and confirmed them through numerical results of the other microscopic non-Markovian model showing subdiffusions and superdiffusions with the origin of memory enhancement.

PACS numbers: 05.40.Fb, 02.50.Ey, 05.45.Tp

Ergodic hypothesis has become a keystone by allowing us to replace a time average of a physical observable by an ensemble average in statistical physics. However, it is rather reasonable that the ergodic hypothesis is not valid for nonstationary processes and thus recently in the experiment of the fluorescence intermittency of a nanocrystal which is governed by anomalous diffusions with Lévy statistics, it was shown that ensemble-averaged properties are different from the time-averaged and suggested the statistical aging and nonergodicity [1]. Since then the weak ergodicity breaking in anomalous diffusions has been found through much more experiments and theoretical models [2–17].

An anomalous diffusive process is characterized by the nonlinear behavior of the ensemble-averaged MSD which grows as the power-law, $\langle x^2(t) \rangle \sim t^\gamma$, which is comparable with the linear behavior of the MSD in normal diffusion [18–20]. The exponent γ classifies superdiffusion ($\gamma > 1$) in which the past and future random steps are positively correlated and thus persistence is exhibited, and subdiffusion ($0 < \gamma < 1$) which behaves in the opposite way, showing antipersistence. The ergodic property in an anomalous diffusion is dealt with on the basis of the time-averaged MSD calculated as

$$\overline{\delta^2(\tau)}_T = \frac{1}{T - \tau} \int_0^{T-\tau} [x(t + \tau) - x(t)]^2 dt, \quad (1)$$

where τ is the lag time. For normal diffusion and the long time limit $\overline{\delta^2(\tau)}_T$ depends linearly on the lag time τ , i.e., $\overline{\delta^2(\tau)}_T = 2D\tau$ where D is the diffusion constant, which is the same as the behavior of ensemble averaged MSD $\langle x^2(t) \rangle = 2Dt$, providing an ergodic behavior. While for the continuous time random walk (CTRW) with waiting time probability density function lacking the mean waiting time $\psi(t) \sim \gamma At^{-(1+\gamma)}/\Gamma(1+\gamma)$ which describes well subdiffusions shown in various experiments [18, 19], it

was found that the ensemble and time averaged MSD behaves as $\langle \overline{\delta^2(\tau)}_T \rangle \sim 2D_\gamma \tau / \Gamma(1+\gamma) T^{1-\gamma}$ with $0 < \gamma < 1$ in the limit $\tau \ll T$ which is different from the behavior found by an ensemble average, $\langle x^2(t) \rangle = 2D_\gamma t^\gamma / \Gamma(1+\gamma)$ indicating the weak ergodicity breaking due to the aging effect of a nonstationary process [14, 15].

This weak ergodicity breaking makes difficulties in interpreting data averaged over time for a few trajectories such as in a single molecule measurement, in other words, what appears as normal diffusion for time average may actually be a hidden subdiffusion and the exact value of exponent γ can not be known and thus it gives fundamental obstacles analyzing anomalous diffusions in real experiments. Therefore finding a method of time average to disclose hidden natures of a diffusion is meaningful and helpful for measurement in real experiments. In this study, we provide a time average with different interval of integration for each lag time τ to solve the obstacles from nonergodic property of anomalous diffusive processes and show that it gives the same anomalous exponent γ as the ensemble-averaged by the scaling property of the MSD at a aging time t . It is considered through the CTRW and the microscopic non-Markovian model describing both superdiffusions and subdiffusions by memory enhancement and the heterogeneity of the provided time-averaged observable for different realizations is considered as well.

We define a time average of MSD with upper limit of integration dependent on the lag time as follows,

$$\overline{\delta^2(\tau)}_\tau \equiv \frac{1}{a\tau} \int_0^{a\tau} [x(t + \tau) - x(t)]^2 dt, \quad (2)$$

where a is a positive constant. To the end of comparison with $\langle \overline{\delta^2(\tau)}_T \rangle$ we first consider the ensemble average of Eq. (2), $\langle \overline{\delta^2(\tau)}_\tau \rangle$. For the unbiased CTRW model with $\psi(t) \sim \gamma At^{-(1+\gamma)}/\Gamma(1+\gamma)$, the MSD at a aging

time t defined by $\langle \delta^2(t, \tau) \rangle = \langle [x(t + \tau) - x(t)]^2 \rangle$ is given by $\langle \delta^2(t, \tau) \rangle = \langle l^2 \rangle [\langle n(t + \tau) \rangle - \langle n(t) \rangle]$, where $\langle l^2 \rangle$ is the average of jump lengths in the interval $(t, t + \tau)$ and $\langle n(t) \rangle$, the average number of jumps during time t scales as $\langle n(t) \rangle \sim t^\gamma / A \Gamma(1 + \gamma)$ [14, 15]. Then we find

$$\overline{\langle \delta^2(\tau) \rangle_\tau} = \frac{2D_\gamma}{\Gamma(1 + \gamma)} \frac{(a + 1)^{\gamma+1} - (a^{\gamma+1} + 1)}{a(\gamma + 1)} \tau^\gamma \sim \tau^\gamma, \quad (3)$$

where $D_\gamma = \langle l^2 \rangle / 2A$. $\overline{\langle \delta^2(\tau) \rangle_\tau}$ follows the power-law behavior like the ensemble-averaged MSD with the same exponent, i.e., the ensemble average can be replaced by the time average in obtaining the exponent γ . In the limit of $a \gg 1$ we obtain

$$\overline{\langle \delta^2(\tau) \rangle_\tau} \sim \frac{2D_\gamma}{\Gamma(1 + \gamma)} \frac{\tau^\gamma}{a^{1-\gamma}}. \quad (4)$$

Since the large a corresponds to the long time limit it is plausible that $\overline{\langle \delta^2(\tau) \rangle_\tau} \sim a^{\gamma-1}$ compared to $\langle \delta^2(\tau) \rangle_T \sim T^{\gamma-1}$ indicating that the longer measurement time goes on, the smaller diffusion constant is in the subdiffusion by the CTRW. However, taking not fixed measurement time but one dependent linearly on the lag time prevents the distortion of the power law behavior of MSD generated by averaging over time unlike the behavior of $\langle \delta^2(\tau) \rangle_T \sim \tau$. It may be due to the time scale-free nature in anomalous diffusion. In a nonstationary process $\overline{\langle \delta^2(\tau) \rangle_\tau}$ is usually different from $\langle \delta^2(0, \tau) \rangle$ that is $\langle x^2(t) \rangle$ for a process with $\langle x(0) \rangle = 0$ where t becomes the lag time from $t = 0$, which is due to the aging effect of $\langle \delta^2(t, \tau) \rangle$, in other words, when the measurement starts not at time $t = 0$ but at a later time t the process depends on the aging time t . However, if $\langle \delta^2(t, \tau) \rangle$ appears in the form of a scaling function $f(t/\tau)$ like

$$\langle \delta^2(t, \tau) \rangle \sim \tau^\gamma f\left(\frac{t}{\tau}\right), \quad (5)$$

then

$$\overline{\langle \delta^2(\tau) \rangle_\tau} \sim \frac{\tau^\gamma}{a} \int_0^a f(x) dx \sim \tau^\gamma, \quad (6)$$

where $x = t/\tau$. For the CTRW $\langle \delta^2(t, \tau) \rangle \sim (t + \tau)^\gamma - t^\gamma \sim \tau^\gamma f(t/\tau)$ with $f(t/\tau) = (t/\tau + 1)^\gamma - (t/\tau)^\gamma$ so that the power-law behavior of Eq. (3) is accomplished. Thus even for a nonstationary process if a observable has a scaling property and there is a proper scaling function of t and τ , the power-law behavior of a observable remains for the time average.

Meanwhile in order to consider the heterogeneity of different realizations found in many experiments [1, 3, 11] we consider the parameter of the relative dispersion of a observable as a measure of the heterogeneity [9, 14]. If it vanishes in the long time limit the system is ergodic for stationary processes [21] and if a process is not ergodic, it has a finite value even in the long time limit, by which it is

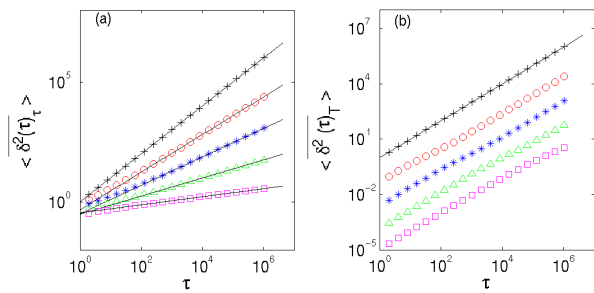


FIG. 1: (a) $\overline{\langle \delta^2(\tau) \rangle_\tau}$ versus τ with $a = 10$ for various $\alpha = 0, 0.2, 0.4, 0.6,$ and 0.8 from the top to the bottom. The solid lines are the fitting lines for the range $2^{10} \leq \tau \leq 2^{20}$ with the exponent $\gamma \approx 1, 0.78, 0.59, 0.37,$ and $0.18,$ respectively. (b) $\langle \delta^2(\tau) \rangle_T$ versus τ with $T = 10 \times 2^{20}$ for various $\alpha = 0, 0.2, 0.4, 0.6,$ and 0.8 from the top to the bottom. The slope of solid line is one, which represents $\langle \delta^2(\tau) \rangle_T$ depends linearly on τ irregardless of the different values of α unlike the results of the ensemble averages.

called the ergodicity breaking (EB) parameter. However, even in the case the parameter vanishes nonstationarity of a system can induce the ergodicity breaking [10]. Thus we take the EB parameter J_τ of $\overline{\langle \delta^2(\tau) \rangle_\tau}$ as follows,

$$J_\tau(\tau) \equiv \frac{\overline{\langle \delta^2(\tau) \rangle_\tau^2} - \langle \delta^2(\tau) \rangle_\tau^2}{\langle \delta^2(\tau) \rangle_\tau^2}. \quad (7)$$

For the CTRW $\overline{\langle \delta^2(\tau) \rangle_\tau} = 2AD_\gamma n(a\tau)/a$ in the long time limit of $a \gg 1$ [8] and then we find

$$J_\tau(\tau) = \frac{2\Gamma^2(1 + \gamma)}{\Gamma(2\gamma + 1)} - 1. \quad (8)$$

It means that even for enough large value of a the process is not homogeneous, that is, although $\overline{\langle \delta^2(\tau) \rangle_\tau}$ can give the proper values of anomalous exponent the heterogeneity remains due to the nonstationarity of the CTRW.

To make further progress of the above argument for the other anomalous diffusion comprising both superdiffusion and subdiffusion we consider a microscopic non-Markovian model [22] which well describes anomalous diffusions by the another origin of memory enhancement. In the model a walker starts at origin and moves to the right or left with equal probability at time $t = 1$ and increment of a jump $\sigma(t)$ at time $t > 1$ is given by

$$\sigma_t = \begin{cases} -\sigma_{t-1}, & \text{with probability } 1 - 1/t^\alpha \\ 1 \text{ or } -1, & \text{with probability } 1/t^\alpha \end{cases} \quad (9)$$

Over time, the probability of taking the opposite direction of the latest step increases with time and the larger value of parameter α is, the much faster the probability grows. That is, the anti-persistence with the previous step is enhanced with time of which degree is controlled by the parameter α and it was found that $\gamma = 1 - \alpha$.

When $\alpha = 0$ it reduced to the original random walk and the subdiffusive behaviors are induced with the strength controlled by the parameter α .

Figure 1 (a) shows the plot of $\langle \overline{\delta^2(\tau)_\tau} \rangle$ versus τ with $a = 10$ for various $\alpha = 0, 0.2, 0.4, 0.6$, and 0.8 . Simulation results were obtained by 1000 independent realizations for all below appeared data. The fitted solid lines represent that $\langle \overline{\delta^2(\tau)_\tau} \rangle \sim \tau^\gamma$ as shown in the results obtained by ensemble averages [22]. While $\langle \overline{\delta^2(\tau)_T} \rangle \sim \tau$ irrespective of the values of α (Fig. 1 (b)), which indicates the ergodicity breaking due to the nonstationarity like the case of CTRW. Thus for the non-Markovian walk model $\langle \overline{\delta^2(\tau)_T} \rangle$ can not also provide proper information for a anomalous diffusion, while $\langle \overline{\delta^2(\tau)_\tau} \rangle$ gives the proper values of γ being able to describe anomalous subdiffusions. It means that $\langle \overline{\delta^2(\tau)_\tau} \rangle$ can be served as a measurable quantity to confirm anomalous diffusions through time average in experiments with a few trajectory such as the single molecule tracking.

The scaling behavior of $\langle \delta^2(t, \tau) \rangle$ of the model is shown in the Fig. 2. $\langle \delta^2(t, \tau) \rangle$ for different fixed lag times collapse very well in a single curve, indicating $\langle \delta^2(t, \tau) \rangle \sim \tau^\gamma f(t/\tau)$, where

$$f(x) \sim \begin{cases} \text{const.}, & \text{for } x \ll 1 \\ x^{-\beta}, & \text{for } x \gg 1, \end{cases} \quad (10)$$

with $\beta = 1 - \gamma$. $\langle \delta^2(t, \tau) \rangle \sim \tau^\gamma$ for $t \ll \tau$, which means that when the aging time is much shorter than the observation time interval the aging effect is ignored while for $t \gg \tau$, $\langle \delta^2(t, \tau) \rangle \sim \tau/t^{1-\gamma}$, i.e. when the aging time is much longer than the observation time interval the process is reduced in a normal diffusion with the diffusion coefficient proportional to the aging time as $t^{\gamma-1}$ (the inset of Fig. 2). It results in the normal behavior of $\langle \overline{\delta^2(\tau)_T} \rangle$ in the long time limit. These results are the same as those of the CTRW showing the subdiffusive behavior [20]. Thus the subdiffusive property can be extracted by $\langle \overline{\delta^2(\tau)_\tau} \rangle$ from the underlying scaling nature of $\langle \delta^2(t, \tau) \rangle$.

Figure 3 shows $J_\tau(\tau)$ as a function of τ with (a) $a = 1$, (b) $a = 10$, and (c) $a = 100$ for different values of α . For large τ , J does not depend on τ and such behavior is more delayed when α is larger. The larger α is the stronger strength of ant-persistence is, which results in the more heterogeneity in the range of small τ . Also as shown in the Fig. 3 (d) the values of J_τ averaged over the large τ decrease when a increases, that is, as the interval of time average increases the heterogeneity decreases and for all a the values for $\gamma < 1$ are close to that of $\gamma = 1$ indicating the normal behavior, which means that the heterogeneity does not result from the nonstationarity of subdiffusive behavior but the finite time effect and thus in the long time limit ($a \rightarrow \infty$) it is expected that the heterogeneity could be disappeared. Thus $\overline{\delta^2(\tau)_\tau}$ shows the homogeneity for different realizations in the long time

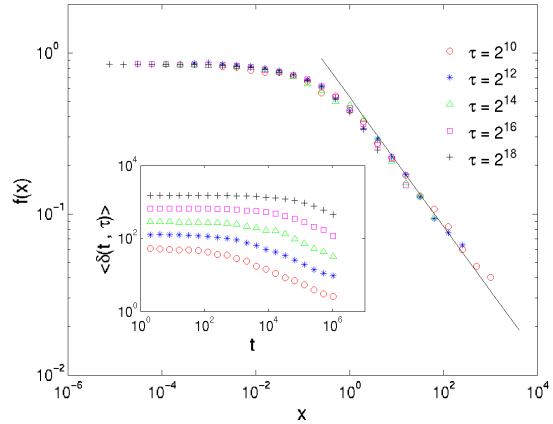


FIG. 2: Scaling functions $f(x)$ versus x for the different fixed values of τ with $\alpha = 0.6$, which fall well into a single curve. The slope of solid line is -0.4 , which represents that $f(x) \sim x^{-\beta}$ with $\beta = 1 - \gamma$. Inset shows the plot of $\langle \delta^2(t, \tau) \rangle$ versus time t for the various values of fixed τ .

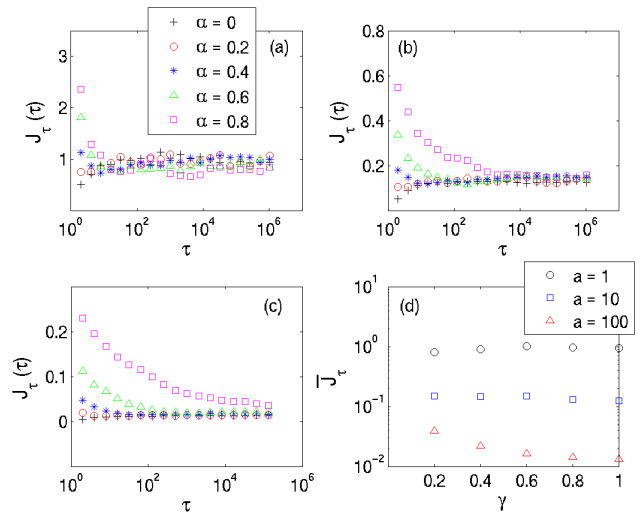


FIG. 3: $J_\tau(\tau)$ as a function of τ for $\langle \overline{\delta^2(\tau)_\tau} \rangle$ with various α and (a) $a = 1$, (b) $a = 10$, and (c) $a = 100$. (d) \bar{J}_τ averaged for the range $2^{15} \leq \tau \leq 2^{20}$ with various a for the exponent γ .

limit unlike that of the CTRW and thus the heterogeneity of $\overline{\delta^2(\tau)_\tau}$ may depend on models.

In order to consider superdiffusion, we used the above memory enhancement model with the changed rule as $\sigma_t = \sigma_{t-1}$ in the Eq. (9) which induces the superdiffusion with $\gamma = 1 + \alpha$ [22]. We found that $\langle \overline{\delta^2(\tau)_\tau} \rangle \sim \tau^\gamma$ with $\gamma \approx 1 + \alpha$ as shown in the Fig. 4, i.e., for superdiffusions $\langle \overline{\delta^2(\tau)_\tau} \rangle$ also provides the same anomalous exponents as those obtained by ensemble average. $\langle \overline{\delta^2(\tau)_T} \rangle$ shows the crossover from the ballistic motion to the normal diffusion indicating the weak ergodicity breaking. $\langle \delta^2(t, \tau) \rangle$ scales like the subdiffusion and thus the scaling function

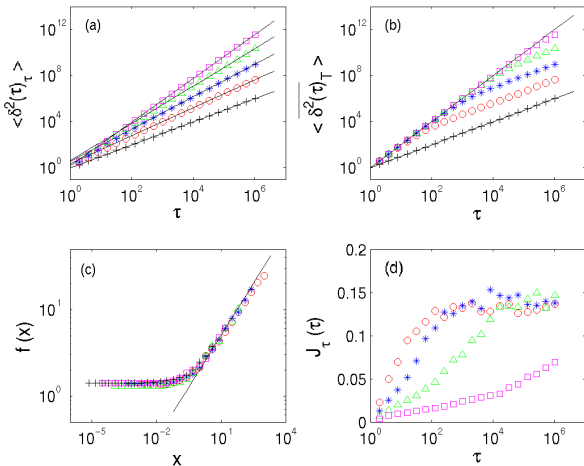


FIG. 4: Data in this figure were obtained for the model for a superdiffusive behavior. (a) $\langle \delta^2(\tau)_\tau \rangle$ versus τ with $a = 10$ for various $\alpha = 0, 0.2, 0.4, 0.6,$ and 0.8 from the bottom to the top. The solid lines represent that $\gamma \approx 1, 1.21, 1.41, 1.62,$ and $1.90,$ respectively. (b) $\langle \delta^2(\tau)_T \rangle$ versus τ with $T = 10 \times 2^{20}$ for various $\alpha = 0, 0.2, 0.4, 0.6,$ and 0.8 from the bottom to the top. The slope of solid line is 1 and the slope of dotted line is 2, which represents $\langle \delta^2(\tau)_T \rangle$ crossovers from the ballistic motion to the normal diffusive behavior. (c) Scaling function $f(x)$ versus x for the different fixed values of τ with $\alpha = 0.4$. They fall well into a single curve satisfying the Eq. (10) with $\beta = 1 - \gamma = -0.4$. (d) EB parameter $J_\tau(\tau)$ versus τ for $a = 10$ ($\alpha = 0.2$ (circle), 0.4 (star), 0.6 (triangle), and 0.8 (square)).

of Eq. (10) is also valid for $\gamma > 1$ of the superdiffusion (Fig. 4 (c)). Figure 4 (d) shows the EB J_τ as a function of τ for $a = 10$. For large τ they give almost constant value being much smaller than $a = 1$ like as in the case of subdiffusion, while for small τ $J_\tau(\tau)$ increases with τ indicating the small fluctuation resulting from the persistence of superdiffusion unlike the subdiffusion and the larger α is the longer it take to saturate. Thus the time average based on the scaling nature of the MSD is also valid for the superdiffusion induced by memory enhancement.

In conclusion, we proposed the solution for the problem caused by the weak ergodicity breaking appeared in anomalous diffusions by introducing the time-averaged observable based on the scaling law of MSD. Although the MSD at a aging time depends on the time due to nonstationarity in anomalous diffusions, scaling nature of the MSD make it be able to obtain the exponent given by ensemble average through time average for both subdiffusions and superdiffusion. While it was found that the heterogeneity of the proposed time-averaged MSD for many realizations depends on the models and although in the long time limit the heterogeneity is disappeared, in the finite time average the heterogeneity may be signifi-

cant. Thus it need to be considered whether heterogeneity in experiments is due to intrinsic nature of a process or just finiteness of interval averaging and it can be easily identified by the parameter a controlling the interval of time average. This method of averaging over time can be very helpful in elucidating the time scaling underlying in diffusive phenomena through real experiments and it may be extended to analysis of the other nonstationary processes as well.

* Electronic address: hjkim21@knue.ac.kr

- [1] X. Brokmann, J.-P. Hermier, G. Messin, P. Desbiolles, J.-P. Bouchaud, and M. Dahan, Phys. Rev. Lett. **90**, 120601 (2003).
- [2] G. Bel and E. Barkai, Phys. Rev. Lett. **94**, 240602 (2005).
- [3] I. Golding and E. C. Cox, Phys. Rev. Lett. **96**, 098102 (2006).
- [4] J. H.P. Schulz, E. Barkai, and R. Metzler, Phys. Rev. Lett. **110**, 020602 (2013).
- [5] A. Godec and R. Metzler, Phys. Rev. Lett. **110**, 020603 (2013).
- [6] Y. Meroz, I. M. Sokolov, and J. Klafter, Phys. Rev. Lett. **110**, 090601 (2013); Phys. Rev. E **81**, 010101(R) (2010).
- [7] J.-H. Jeon and R. Metzler, Phys. Rev. E **85**, 021147 (2012).
- [8] T. Miyaguchi and T. Akimoto, Phys. Rev. E **87**, 032130 (2013).
- [9] F. Thiel and I. M. Sokolov, Phys. Rev. E **89**, 012136 (2014).
- [10] F. Thiel and I. M. Sokolov, Phys. Rev. E **89**, 012115 (2014).
- [11] A. V. Weigel, B. Simon, M. M. Tamkun, and D. Krapf, Proc. Nat. Acad. Sci. **108**, 6438 (2011).
- [12] J.-H. Jeon, V. Tejedor, S. Burov, E. Barkai, C. Selhuber-Unkel, K. Berg-Sorensen, L. Oddershede, and R. Metzler, Phys. Rev. Lett. **106**, 048103 (2011).
- [13] W. Deng and E. Barkai, Phys. Rev. E **79**, 011112 (2009).
- [14] Y. He, S. Burov, R. Metzler, and E. Barkai, Phys. Rev. Lett. **101**, 058101 (2008).
- [15] A. Lubelski, I. M. Sokolov, and J. Klafter, Phys. Rev. Lett. **100**, 250602 (2008).
- [16] A. Rebenshtok and E. Barkai, Phys. Rev. Lett. **99**, 210601 (2007).
- [17] A. G. Cherstvy, A. V. Chechkin, and R. Metzler, New J. Phys. **15** 083039 (2013).
- [18] I. M. Sokolov, Soft Matter **8**, 9043 (2012).
- [19] R. Metzler and J. Klafter, Phys. Rep. **339**, 1 (2000); R. Metzler and J. Klafter, J. Phys. A: Math. Gen. **37**, R161 (2004).
- [20] J. Klafter and I. M. Sokolov, *First Steps in Random Walks*, p55 (Oxford University Press, New York, 2011).
- [21] S. M. Rytov, Y. A. Kravtsov, and V. I. Tatarskii, *Principles of Statistical Radiophysics 1: Elementary of Random Process Theory*, 2nd ed. (Springer, Berlin, 1987).
- [22] Hyun-Joo Kim, Phys. Rev. E **90**, 012103 (2014).