

Petawatt laser absorption bounded

Matthew C. Levy^{1,2}, Scott C. Wilks², Max Tabak², Stephen B. Libby² & Matthew G. Baring¹

¹*Department of Physics and Astronomy, Rice University, Houston, Texas 77005, USA*

²*Lawrence Livermore National Laboratory, Livermore, California 94551, USA*

The interaction of petawatt (10^{15} W) lasers with solid matter forms the basis for advanced scientific applications such as table-top particle accelerators, ultrafast imaging systems and laser fusion. Key metrics for these applications relate to absorption, yet conditions in this regime are so nonlinear that it is often impossible to know the fraction of absorbed light f , and even the range of f is unknown. Here using a relativistic Rankine-Hugoniot-like analysis, we show for the first time that f exhibits a theoretical maximum and minimum. These bounds constrain nonlinear absorption mechanisms across the petawatt regime, forbidding high absorption values at low laser power and low absorption values at high laser power. For applications needing to circumvent the absorption bounds, these results will accelerate a shift from solid targets, towards structured and multilayer targets, and lead the development of new materials.

1 Introduction

Irradiation of solids by petawatt laser light ($I_1 \lambda_1^2 > 10^{18}$ W $\mu\text{m}^2 \text{cm}^{-2}$, where I_1 is intensity and λ_1 is wavelength) creates extreme states of matter with temperatures exceeding ten million degrees Celsius and pressures exceeding one billion earth atmospheres. These high energy den-

sity conditions are driven at the microscopic scale by dense currents of relativistic electrons ($\sim 10^{11} \text{ A cm}^{-2}$), oscillating violently in the intense laser fields ($> 10^{10} \text{ V cm}^{-1}$), as well as the plasma processes arising when these particles are dephased and injected into the high density target.¹ Suitably harnessed, this setup opens the way to table-top relativistic particle accelerators,¹⁻¹⁵ laser fusion,¹⁶⁻²³ laboratory astrophysics,²⁴⁻²⁶ ultrafast imaging systems,²⁷⁻²⁹ high-energy radiation sources³⁰ and intense high harmonic generation.³¹⁻³⁴ Over the past two decades, the promise of these applications has driven considerable theoretical and experimental study of the crucial problem of how the laser energy is converted to target particle energy. Dozens of energy transfer mechanisms have been identified,¹⁻³ and most treatments to date have focused on examining individual mechanisms in isolation to help guide interpretation of results. In realistic situations, however, these absorption mechanisms can be strongly nonlinear and several often act concurrently.

In this article we report the theoretical maximum and minimum absorption for each laser-solid configuration across the petawatt regime. We find that these extrema constrain nonlinear absorption mechanisms,^{3,35-39} bounding the laser energy transfer in a more general manner. The present analysis overcomes difficulties of particle nonlinearity by creating a kinematic basis on which to formulate the interaction. We use a geometry centered at the laser-matter interface, taking advantage of the laser decay into an evanescent wave over a relativistic collisionless skin depth in the optically-thick target. Here Rankine-Hugoniot-like conservation laws^{40,41} must be satisfied by the forward-going evanescent light wave, the backward-going reflected wave, and forward-drifting highly relativistic electrons and moderately relativistic ions accelerated by the laser. By representing the complex motion of individual particles with ensemble properties such as density and

momentum, accounting for the relativistically-correct laser-solid physics,^{42–48} we realize an essentially four body kinematics situation. We show that these kinematics restrict values the ensemble properties of electrons and ions can take on. Since acceleration of electrons and acceleration of ions are modes of absorption of laser light, we demonstrate that these kinematic restrictions can be transformed into useful upper and lower bounds on absorption. Excellent agreement with a broad range of published experimental and simulation data^{37,44,48,49} confirms that the absorption bounds are distilling a fundamental aspect of the nonlinear dynamical physics. For applications using solid targets, our results show a new general metric for measuring efficiency. Since the design space to be explored is contracted, these findings will enable research efforts to focus on useful regions of parameter space thus accelerating the development of future laser-solid applications. We also identify applications requiring efficiency exceeding that permitted by the absorption bounds. Our results indicate that these applications would benefit by shifting towards structured^{50–52} or multilayer^{53,54} target designs.

2 Results

Relativistic interaction model Essential features of petawatt laser-solid interactions are shown in Fig. 1. Here an ultraintense $a_0 > 1$ light pulse (where $a_0 = eE_1/(m_e c \omega_1)$ is the laser strength parameter, c is the speed of light, e is the fundamental charge, m_e is the electron mass, E_1 is the laser electric field and ω_1 is the laser angular frequency) is seen to irradiate a thick target of electron density $n_0(x) > n_c$, for realistic spatial profile $n_0(x)$ and critical density $n_c = m_e \omega_1^2 / (4\pi e^2)$ (see Methods for additional details). Electrons oscillate relativistically in the intense laser fields allow-

ing the light wave to penetrate into the field-ionized overdense (optically-thick) plasma⁵⁵ an axial distance equal to the Lorentz-transformed collisionless skin depth, $\ell_s = \gamma_e^{1/2} \times c/\omega_{pe}$ (where $\gamma_e = (1 - \beta_e^2)^{-1/2}$ is the electron Lorentz factor, $\beta_e c$ is the electron speed and $\omega_{pe} = (4\pi e^2 n_0/m_e)^{1/2}$ is the plasma frequency). This forms the scale size for the interaction. Within ℓ_s , radiation reaction effects are small due to Debye shielding and electron and ion collisional mean-free paths satisfy $\lambda_{mfp} \gg \ell_s$. Therefore, as shown in Fig. 1, electrons and ions are the only particle populations entering into the petawatt-scale kinematic interaction. Irrespective of the specific mechanism of energy transfer, these particles absorb energy from the laser collisionlessly,^{42,56} and their ensemble properties enter into formulae describing the total absorption $f = f_i + f_e$, where f_i is the absorption into ions and f_e is the absorption into electrons.

Unbounded f_e and f_i solutions are obtained by applying a relativistic kinematic model at the laser-matter interface, establishing a connection between the laser pulse and the particles it excites across the density discontinuity⁴⁸ (realizing an essential similarity to the Rankine-Hugoniot relations in magnetohydrodynamic shocks⁴¹). Ion dynamics are constrained by a snow plow-like process called 'hole punching' driven by the laser ponderomotive pressure, which can exceed $> 10^9$ atmospheres.⁴² Electron dynamics, on the other hand, can be governed by a number of different collisionless mechanisms depending on parameters such as laser polarization and angle of incidence.^{3,35-39} In order to calculate results independent of the specific mechanism, ensemble electron properties are determined based on a general Lorentz-invariant ansatz distribution function.⁵⁷ Solutions accounting for these realistic dynamical conditions are computed numerically, however an analytic form exists for the representative case $\beta_e \cdot \hat{\mathbf{k}}_1 \approx 1$ for laser propagation

in $\hat{\mathbf{k}}_1$ (see Methods). Here ion absorption is $f_i = 2\xi_1\xi_2^{3/2} / [\sqrt{\xi_1^2\xi_2 + 1} - \xi_1\sqrt{\xi_2}]$ and electron absorption is $f_e = [(1 - \xi_2)\sqrt{\xi_1^2\xi_2 + 1} - (1 + \xi_2)\xi_1\sqrt{\xi_2}] / [\sqrt{\xi_1^2\xi_2 + 1} - \xi_1\sqrt{\xi_2}] + O(\xi_3 / \xi_1^2)$, using the convenient control parameters ξ_1, ξ_2 and ξ_3 . Intensity and density conditions are controlled by $\xi_1 = [Zm_e n_c / (2M_i n_0)]^{1/2} a_0$ for uniform interface charge state Z and ion mass M_i . $\xi_2 = I_{\text{reflected}}/I_{\text{incident}}$ corresponds to net photon flux deposited in the laser-matter interface, and $\xi_3 = n_e m_e / [n_i (M_i + Zm_e)] \ll 1$ is a small parameter exhibiting the disparate mass scales that characterize the petawatt laser-solid absorption modes.

Absorption bounds Absorption bounds reflect the fact that solutions to the kinematic equations for f_e and f_i can become nonphysical for values of f between zero and one. These bounds are derived using constrained optimization techniques⁵⁸ with $f = f_i + f_e$ as the objective function. We optimize f over ξ_2 imposing the simple constraint that the electron energy is real, and the minimization equation is written as $f_* = \text{Min}(f_e + f_i)$, *s.t.* $\gamma_e \geq 1$. Because the utility function is nonlinear in the control variables, minimization is performed numerically by means of cylindrical algebraic decomposition⁵⁹, and the resulting points are fit to a polynomial using interval $\Delta\xi_1 \approx 10^{-3}$ over the physically-relevant range in ξ_1 between $[0.01, 0.5]$. For the fully-ionized laser-plasma interface we calculate that $f_* \approx 1.9\xi_1 - 2.75\xi_1^2 + 1.91\xi_1^3$, indicating that the lower limit on laser absorption is closely related to the process of ion acceleration by an intense circularly-polarized radiation pressure source^{3,37,60}. Deviations from the absorption associated with this process occur at small ξ_1 as energy is reapporioned into relativistic electrons, highlighting that the kinematic coupling between ions and electrons represents an important feature of the interaction. When the electronic coupling is removed, we confirmed that f_* converges to the well-established ion

acceleration result $f_* \rightarrow 2\xi_1/(1 + 2\xi_1)$.³⁷ Maximizing the absorption through $f^* = \text{Max}(f_e + f_i)$, again subject to the constraint that $\gamma_e \geq 1$, computes the upper limit to be $f^* = 1 - \xi_3/(2 \xi_1^2)$. In contrast to the lower limit, there is no well-established analytic result that describes absorption along the f^* curve based on a simple physical mechanism. Here we proceed allowing that $n_e \approx n_c$, implying that absorption along $f = f^*$ corresponds to electrons excited with $\gamma_e \approx a_0^2/2$, within a factor of order unity of the full laser ponderomotive potential. Fig. 2 presents a comprehensive description of the absorption, showing surfaces corresponding to f_e and f_i , as well as bounding regions corresponding to f_* and f^* . Ions are seen to dominate the absorption along $f = f_*$, the region corresponding to $\gamma_e = 1$. As the target absorbs more of the laser energy, Fig. 2 shows that this energy is predominantly coupled into relativistic electrons. Electrons dominate the absorption along $f = f^*$, with $f > f^*$ causing f_e to take on complex value.

Comparison between absorption bounds and published data Comparison to published data is facilitated by specifying an interaction-averaged density, which is well-represented by a corrected relativistic critical density⁵⁵ given by $a_0^2 \approx (27/64) (n_0/n_c)^4$ for $n_0/n_c \gg 1$. Fig. 3 shows these limits applied to experimental data and simulation results published over two decades, spanning a broad range of laser and plasma parameters, obtained at several laser facilities. From this figure it is clear that experimental data and kinetic particle-in-cell simulations at a variety of realistic conditions^{37,44,48,49} show excellent agreement with the absorption bound predictions.

Absorption bounds in terms of laser and plasma parameters Transforming from the control coordinates, the condition $f_* \leq f \leq f^*$ can be written simply in terms of the laser power and

unperturbed plasma density as,

$$\frac{\sqrt{I_1 \lambda_1^2}}{\sqrt{I_1 \lambda_1^2 + 1.5 \sqrt{n_0}}} \leq f \leq 1 - \frac{1.2 \times 10^{18}}{I_1 \lambda_1^2} \quad (1)$$

where $[I_1 \lambda_1^2] = \text{W } \mu\text{m}^2 \text{ cm}^{-2}$, $[n_0] = \text{cm}^{-3}$, and $I_1 \lambda_1^2 > 1.3 \times 10^{18}$. Equation (1) bounds the laser-solid interaction through its dynamical history for a realistic time-dependent laser envelope and plasma profile.^{37,48}

3 Discussion

Fig. 2 and 3 highlight that f_* becomes increasingly strict with laser power, forbidding 35% of possible absorption values at $I_1 \lambda_1^2 \sim 10^{22} \text{ W } \mu\text{m}^2 \text{ cm}^{-2}$, a regime accessible at laser facilities such as ELI⁶¹ scheduled to come online in the next few years. These results will therefore play a central role in guiding the next generation of multi-petawatt experiments.

For applications needing to circumvent the absorption bounds in equation (1), these results will drive a shift towards new interaction paradigms. In order to see that assumptions underpinning the laser-solid interaction model must be violated in order to exceed these limits it is instructive to examine the two outlying points shown in Fig. 3. The data point labeled ^(†) corresponds to one simulation of a pre-deformed, very thin target of $\lambda_1 > d$ where d is the target thickness, realizing a strongly refluxing configuration (see Methods). The point labeled ^(††) corresponds to one simulation of a laser interacting with $20 \mu\text{m}$ of $n_c > n_0$ plasma in front of a thin $n_0 = 20n_c$ target, realizing an essentially underdense situation. We thus confirm that very thin and underdense targets allow absorption in excess of f_* at low laser power, as they should. However, several

important applications that have conventionally used solid targets also depend on high absorption at relatively low laser power. These applications include laser-based anti-matter generation for scaled astrophysical studies,^{63,64} ultrafast charged-particle imaging systems,²⁷ where increasing absorption reduces noise and improves imaging resolution, and certain approaches to electron-driven fast ignition laser fusion.¹⁶ Recently works that have shifted from solid targets have started to report enhanced results in these areas.⁵²⁻⁵⁴ The results presented here will accelerate this shift across the petawatt field, and lead the development of novel low density, structured and multilayer targets.

Methods

The essential kinematic relations forming the basis of the optimization analysis reported in this article were published in Ref. ⁴⁸. The general consideration of optimal couplings under the constraint of phase space conservation motivates the present studies.⁶⁵ Radiation-hydrodynamic simulations show that particle density in interactions can often be approximated by an exponential distribution $n_0(x) \propto e^{-x/\ell_p}$ for scalelength ℓ_p , due to amplified spontaneous emission (ASE) associated with laser pulse compression generating a 'pre-plasma.'¹ Petawatt laser-solids satisfy $\ell_p [\mu\text{m}] < 1.1 a_0 \tau_1 [\text{ps}]$ for pulse duration τ_1 such that the primary interaction occurs in the classically-overdense $n_0/n_c > 1$ region while small-scale underdense regions are swept away by the strong laser ponderomotive force, as indicated by energy balance between electron acceleration in the underdense and overdense regions. The laser temporal envelope $I_1 (\partial I_1/\partial t)^{-1} \gg 2\pi \omega_{pe}^{-1}$ and the plasma density profile is subject to $n_0 (\partial n_0/\partial x)^{-1} \gg \ell_s$, both readily satisfied under

realistic conditions. Damping of transient momentum effects requires that $\tau_1 \omega_{pi} > 2\pi A$ where $\omega_{pi} = (4\pi e^2 Z n_0 / M_i)^{1/2}$ and $A \simeq 3 - 5$, and the target thickness d should exceed the hole punching depth and the effective refluxing hot electron range, $d > c \tau_1 / 2 + \int_0^{\tau_1} V_{int} dt$ for motion of the laser-matter interface at velocity V_{int} . Deviations from $\beta_e \cdot \hat{\mathbf{k}}_1 \approx 1$ are second order in the angle $\tan^{-1} [|\beta_e \times \hat{\mathbf{k}}_1| / \beta_e \cdot \hat{\mathbf{k}}_1]$ and therefore do not substantively affect the absorption bound results for realistic scenarios. Energy apportionment into ions increases with this angle but qualitative trends in f_e and f_i are maintained.⁶⁶ For electrons following the ponderomotive energy scaling⁴², the cooling length ℓ_c associated with the radiation reaction force within ℓ_s can be estimated⁶⁷ as $\ell_c \approx 2.1 \times 10^{-2} \sqrt{n_0 [\text{cm}^{-3}]} a_0^{-7/2} \ell_s$ due to Debye shielding. Thus, $\ell_c / \ell_s \sim 1$ only at the 10-petawatt level $\sim 10^{23} \text{ W } \mu\text{m}^2 \text{ cm}^{-2}$, confirming the selection of absorption modes characterizing the petawatt-scale interaction.

1. Macchi, A. *A Superintense Laser-Plasma Interaction Theory Primer*. SpringerBriefs in Physics (Springer Netherlands, Dordrecht, 2013). URL <http://www.springerlink.com/index/10.1007/978-94-007-6125-4>.
2. Pukhov, A. Strong field interaction of laser radiation. *Reports on Progress in Physics* **66**, 47–101 (2003). URL <http://stacks.iop.org/0034-4885/66/i=1/a=202?key=crossref.1b193efe576fde5e6213c8a057c9d7cc>.
3. Wilks, S. C. & Kruer, W. L. Absorption of ultrashort, ultra-intense laser light by solids and overdense plasmas. *IEEE Journal of Quantum Electronics* **33**, 1954–1968 (1997). URL <http://ieeexplore.ieee.org/lpdocs/epic03/wrapper.htm?>

arnumber=641310.

4. Daido, H., Nishiuchi, M. & Pirozhkov, A. S. Review of laser-driven ion sources and their applications. *Reports on progress in physics. Physical Society (Great Britain)* **75**, 056401 (2012). URL <http://www.ncbi.nlm.nih.gov/pubmed/22790586>.
5. Robinson, A. P. L., Arefiev, A. V. & Neely, D. Generating Superponderomotive Electrons due to a Non-Wake-Field Interaction between a Laser Pulse and a Longitudinal Electric Field. *Physical Review Letters* **111**, 065002 (2013). URL <http://link.aps.org/doi/10.1103/PhysRevLett.111.065002>.
6. Hegelich, B. M. *et al.* Laser acceleration of quasi-monoenergetic MeV ion beams. *Nature* **439**, 441–4 (2006). URL <http://www.ncbi.nlm.nih.gov/pubmed/16437109>.
7. Fuchs, J. *et al.* Laser-driven proton scaling laws and new paths towards energy increase. *Nature Physics* **2**, 48–54 (2005). URL <http://www.nature.com/doifinder/10.1038/nphys199>.
8. Toncian, T. *et al.* Ultrafast laser-driven microlens to focus and energy-select mega-electron volt protons. *Science (New York, N.Y.)* **312**, 410–3 (2006). URL <http://www.ncbi.nlm.nih.gov/pubmed/16484452>.
9. Esirkepov, T., Borghesi, M., Bulanov, S., Mourou, G. & Tajima, T. Highly Efficient Relativistic-Ion Generation in the Laser-Piston Regime. *Physical Review Letters* **92**, 2–5 (2004). URL <http://link.aps.org/doi/10.1103/PhysRevLett.92.175003>.

10. Bulanov, S. V. *et al.* Unlimited Ion Acceleration by Radiation Pressure. *Physical Review Letters* **135003**, 1–4 (2010).
11. Roth, M. *et al.* Energetic ions generated by laser pulses: A detailed study on target properties. *Physical Review Special Topics - Accelerators and Beams* **5**, 061301 (2002). URL <http://link.aps.org/doi/10.1103/PhysRevSTAB.5.061301>.
12. Sentoku, Y., Cowan, T. E., Kemp, A. & Ruhl, H. High energy proton acceleration in interaction of short laser pulse with dense plasma target. *Physics of Plasmas* **10**, 2009 (2003). URL <http://link.aip.org/link/PHPAEN/v10/i5/p2009/s1&Agg=doi>.
13. Flippo, K. A. *et al.* Increased efficiency of short-pulse laser-generated proton beams from novel flat-top cone targets. *Physics of Plasmas* **15**, 056709 (2008). URL <http://link.aip.org/link/PHPAEN/v15/i5/p056709/s1&Agg=doi>.
14. Petrov, G. M. & Davis, J. Laser acceleration of light ions from high-intensity laser-target interactions. *Applied Physics B* **96**, 773–779 (2009). URL <http://link.springer.com/10.1007/s00340-009-3624-7>.
15. Kar, S. *et al.* Ion Acceleration in Multispecies Targets Driven by Intense Laser Radiation Pressure. *Physical Review Letters* **109**, 185006 (2012). URL <http://link.aps.org/doi/10.1103/PhysRevLett.109.185006>.
16. Tabak, M. *et al.* Ignition and high gain with ultrapowerful lasers. *Physics of Plasmas* **1**, 1626–1634 (1994).

17. Kodama, R. *et al.* Plasma devices to guide and collimate a high density of MeV electrons. *Nature* **432**, 1005–8 (2004). URL <http://www.ncbi.nlm.nih.gov/pubmed/15616556>.
18. Theobald, W. *et al.* Hot surface ionic line emission and cold K-inner shell emission from petawatt-laser-irradiated Cu foil targets. *Physics of Plasmas* **13**, 043102 (2006). URL <http://scitation.aip.org/content/aip/journal/pop/13/4/10.1063/1.2188912>.
19. Johzaki, T. *et al.* Pre-plasma effects on core heating and enhancing heating efficiency by extended double cone for FIREX. *Nuclear Fusion* **51**, 073022 (2011). URL <http://stacks.iop.org/0029-5515/51/i=7/a=073022?key=crossref.a749bf807dc2de1a7fbac073bce3ef36>.
20. Bartal, T. *et al.* Focusing of short-pulse high-intensity laser-accelerated proton beams. *Nature Physics* **8**, 139–142 (2011). URL <http://www.nature.com/doifinder/10.1038/nphys2153>.
21. Robinson, A. *et al.* Theory of fast electron transport for fast ignition. *Nuclear Fusion* **54**, 054003 (2014). URL <http://stacks.iop.org/0029-5515/54/i=5/a=054003?key=crossref.8849c89898ca2512c6adadab56bbc687>.
22. Norreys, P. *et al.* Fast electron energy transport in solid density and compressed plasma. *Nuclear Fusion* **54**, 054004 (2014). URL <http://stacks.iop.org/0029-5515/54/i=5/a=054004?key=crossref.7cc86d798ea2e8ef78a020f705dfc83b>.

23. Kemp, A. *et al.* Laserplasma interactions for fast ignition. *Nuclear Fusion* **54**, 054002 (2014). URL <http://stacks.iop.org/0029-5515/54/i=5/a=054002?key=crossref.db8f27b235937861f30b9db08d514f7b>.
24. Ryutov, D. *et al.* Similarity Criteria for the Laboratory Simulation of Supernova Hydrodynamics. *The Astrophysical Journal* **518**, 821–832 (1999). URL <http://stacks.iop.org/0004-637X/518/i=2/a=821>.
25. Remington, B., Drake, R. & Ryutov, D. Experimental astrophysics with high power lasers and Z pinches. *Reviews of Modern Physics* **78**, 755–807 (2006). URL <http://link.aps.org/doi/10.1103/RevModPhys.78.755>.
26. Kugland, N. L. *et al.* Self-organized electromagnetic field structures in laser-produced counter-streaming plasmas. *Nature Physics* **8**, 809–812 (2012). URL <http://www.nature.com/doi/10.1038/nphys2434>.
27. Wilks, S. C. *et al.* Energetic proton generation in ultra-intense laser-solid interactions. *Physics of Plasmas* **8**, 542 (2001). URL <http://link.aip.org/link/PHPAEN/v8/i2/p542/s1&Agg=doi>.
28. Barty, C. *et al.* An overview of LLNL high-energy short-pulse technology for advanced radiography of laser fusion experiments. *Nuclear Fusion* **44**, S266–S275 (2004). URL <http://stacks.iop.org/0029-5515/44/i=12/a=S18?key=crossref.dd3e46b67cbdeb1bd9c614b60f7ee736>.

29. Zylstra, A. B. *et al.* Using high-intensity laser-generated energetic protons to radiograph directly driven implosions. *The Review of scientific instruments* **83**, 013511 (2012). URL <http://www.ncbi.nlm.nih.gov/pubmed/22299955>.
30. Nakamura, T. *et al.* High-Power γ -Ray Flash Generation in Ultraintense Laser-Plasma Interactions. *Physical Review Letters* **108**, 195001 (2012). URL <http://link.aps.org/doi/10.1103/PhysRevLett.108.195001>.
31. Norreys, P. A. *et al.* Efficient extreme UV harmonics generated from picosecond laser pulse interactions with solid targets. *Physical review letters* **76**, 1832–1835 (1996). URL <http://www.ncbi.nlm.nih.gov/pubmed/10060532>.
32. Gibbon, P. *Short pulse laser interactions with matter* (Imperial College Press London, 2005).
33. Gordienko, S., Pukhov, A., Shorokhov, O. & Baeva, T. Coherent Focusing of High Harmonics: A New Way Towards the Extreme Intensities. *Physical Review Letters* **94**, 103903 (2005). URL <http://link.aps.org/doi/10.1103/PhysRevLett.94.103903>.
34. Dollar, F. *et al.* Scaling High-Order Harmonic Generation from Laser-Solid Interactions to Ultrahigh Intensity. *Physical Review Letters* **110**, 175002 (2013). URL <http://link.aps.org/doi/10.1103/PhysRevLett.110.175002>.
35. Brunel, F. Not-So-Resonant, Resonant Absorption. *Physical Review Letters* **59** (1987).
36. Kruer, W. L. & Estabrook, K. JB heating by very intense laser light. *Physics of Fluids* **28**, 430 (1985). URL <http://link.aip.org/link/PFLDAS/v28/i1/p430/s1&Agg=doi>.

37. Naumova, N. *et al.* Hole Boring in a DT Pellet and Fast-Ion Ignition with Ultraintense Laser Pulses. *Physical Review Letters* **102**, 1–4 (2009). URL <http://link.aps.org/doi/10.1103/PhysRevLett.102.025002>.
38. Kemp, A., Sentoku, Y. & Tabak, M. Hot-Electron Energy Coupling in Ultraintense Laser-Matter Interaction. *Physical Review Letters* **101**, 8–11 (2008). URL <http://link.aps.org/doi/10.1103/PhysRevLett.101.075004>.
39. May, J. *et al.* Mechanism of generating fast electrons by an intense laser at a steep overdense interface. *Physical Review E* **84**, 025401 (2011). URL <http://link.aps.org/doi/10.1103/PhysRevE.84.025401>.
40. Taub, A. H. Relativistic Rankine-Hugoniot Equations. *Physical Review* **74**, 1–7 (1948).
41. de Hoffmann, F. & Teller, E. Magneto-Hydrodynamic Shocks. *Physical Review* **80**, 692–703 (1950).
42. Wilks, S. C., Kruer, W. L., Tabak, M. & Langdon, A. B. Absorption of ultra-intense laser pulses. *Physical Review Letters* **69**, 1383–1386 (1992). URL <http://link.aps.org/doi/10.1103/PhysRevLett.69.1383>.
43. Haines, M., Wei, M., Beg, F. & Stephens, R. Hot-Electron Temperature and Laser-Light Absorption in Fast Ignition. *Physical Review Letters* **102**, 1–4 (2009). URL <http://link.aps.org/doi/10.1103/PhysRevLett.102.045008>.

44. Ping, Y. *et al.* Absorption of Short Laser Pulses on Solid Targets in the Ultrarelativistic Regime. *Physical Review Letters* **100**, 6–9 (2008). URL <http://link.aps.org/doi/10.1103/PhysRevLett.100.085004>.
45. Robinson, A. P. L. *et al.* Relativistically correct hole-boring and ion acceleration by circularly polarized laser pulses. *Plasma Physics and Controlled Fusion* **51**, 024004 (2009). URL <http://stacks.iop.org/0741-3335/51/i=2/a=024004?key=crossref.3fc80747381c3be3cab29e8ba89f2f26>.
46. Gibbon, P., Andreev, A. A. & Platonov, K. Y. A kinematic model of relativistic laser absorption in an overdense plasma. *Plasma Physics and Controlled Fusion* **54**, 045001 (2012). URL <http://stacks.iop.org/0741-3335/54/i=4/a=045001?key=crossref.43091b4044f43370db3489f4c0ca2b84>.
47. Kemp, A. & Divol, L. Interaction Physics of Multipicosecond Petawatt Laser Pulses with Overdense Plasma. *Physical Review Letters* **109**, 195005 (2012). URL <http://link.aps.org/doi/10.1103/PhysRevLett.109.195005>.
48. Levy, M. C., Wilks, S. C., Tabak, M. & Baring, M. G. Conservation laws and conversion efficiency in ultraintense laser-overdense plasma interactions. *Physics of Plasmas* **20**, 103101 (2013). URL <http://link.aip.org/link/PHPAEN/v20/i10/p103101/s1&Agg=doi>.
49. Davies, J. R. Laser absorption by overdense plasmas in the relativistic regime. *Plasma Physics and Controlled Fusion* **51**, 014006 (2009). URL <http://stacks.iop.org/0741-3335/51/i=1/a=014006?key=crossref.899943291505940429392110404304>.

//stacks.iop.org/0741-3335/51/i=1/a=014006?key=crossref.
c3675425a4381cd7bf392fdc828dbff1.

50. Zhao, Z. *et al.* Acceleration and guiding of fast electrons by a nanobrush target. *Physics of Plasmas* **17**, 123108 (2010). URL <http://scitation.aip.org/content/aip/journal/pop/17/12/10.1063/1.3507292>.
51. Jiang, S., Krygier, A. G., Schumacher, D. W., Akli, K. U. & Freeman, R. R. Effects of front-surface target structures on properties of relativistic laser-plasma electrons. *Physical Review E* **89**, 013106 (2014). URL <http://link.aps.org/doi/10.1103/PhysRevE.89.013106>.
52. Purvis, M. A. *et al.* Relativistic plasma nanophotonics for ultrahigh energy density physics. *Nature Photonics* **7**, 796–800 (2013). URL <http://www.nature.com/doifinder/10.1038/nphoton.2013.217>.
53. Sgattoni, A., Londrillo, P., Macchi, A. & Passoni, M. Laser ion acceleration using a solid target coupled with a low-density layer. *Physical Review E* **85**, 1–9 (2012). URL <http://link.aps.org/doi/10.1103/PhysRevE.85.036405>.
54. Sarri, G. *et al.* Table-Top Laser-Based Source of Femtosecond, Collimated, Ultrarelativistic Positron Beams. *Physical Review Letters* **110**, 255002 (2013). URL <http://link.aps.org/doi/10.1103/PhysRevLett.110.255002>.
55. Cattani, F., Kim, A., Anderson, D. & Lisak, M. Threshold of induced transparency in the relativistic interaction of an electromagnetic wave with overdense plasmas. *Physical review*.

- E, Statistical physics, plasmas, fluids, and related interdisciplinary topics* **62**, 1234–7 (2000).
URL <http://www.ncbi.nlm.nih.gov/pubmed/11088582>.
56. Denavit, J. Absorption of High-Intensity Subpicosecond Lasers on Solid Density Targets. *Physical Review Letters* **69** (1992).
57. Kluge, T. *et al.* Electron Temperature Scaling in Laser Interaction with Solids. *Physical Review Letters* **107**, 205003 (2011). URL <http://link.aps.org/doi/10.1103/PhysRevLett.107.205003>.
58. Mehrotra, S. On the implementation of a primal-dual interior point method. *SIAM Journal on Optimization* **2**, 575–601 (1992).
59. Collins, G. E. *Quantifier elimination for real closed fields by cylindrical algebraic decomposition*, vol. 33 of *Lecture Notes in Computer Science* (Springer Berlin Heidelberg, 1975). URL http://dx.doi.org/10.1007/3-540-07407-4_17.
60. Schlegel, T. *et al.* Relativistic laser piston model: Ponderomotive ion acceleration in dense plasmas using ultraintense laser pulses. *Physics of Plasmas* **16**, 083103 (2009). URL <http://link.aip.org/link/PHPAEN/v16/i8/p083103/s1&Agg=doi>.
61. ELI - extreme light infrastructure (2014). URL <http://www.eli-beams.eu/>.
62. Gates, B. & Gates, M. Annual Letter 2013 (2013). URL <http://www.gatesfoundation.org/Who-We-Are/Resources-and-Media/Annual-Letters-List/Annual-Letter-2013>.

63. Liang, E., Wilks, S. C. & Tabak, M. Pair Production by Ultraintense Lasers. *Physical Review Letters* **81**, 4887–4890 (1998). URL <http://link.aps.org/doi/10.1103/PhysRevLett.81.4887>.
64. Chen, H. *et al.* Relativistic Positron Creation Using Ultraintense Short Pulse Lasers. *Physical Review Letters* **102**, 1–4 (2009). URL <http://link.aps.org/doi/10.1103/PhysRevLett.102.105001>.
65. Fisch, N. J. & Rax, J. Free energy in plasmas under wave-induced diffusion. *Physics of Fluids B: Plasma Physics* **5**, 1754–1759 (1993).
66. Levy, M. C., Wilks, S. C., Tabak, M. & Baring, M. G. Hot electron divergence in the kinematic analysis of relativistic light on solids. *In press, Journal of Physics: Conf. Series* (2014).
67. Esarey, E., Ride, S. & Sprangle, P. Nonlinear Thomson scattering of intense laser pulses from beams and plasmas. *Physical Review E* **48**, 3003–3021 (1993). URL <http://link.aps.org/doi/10.1103/PhysRevE.48.3003>.

Acknowledgements M. L. is grateful to B. Breizman and A. Link for discussions. M. L. acknowledges the LLNL Lawrence Scholarship for support and the Institutional Computing Grand Challenge for computational resources. S. W. acknowledges support from Fusion Energy Sciences in the DOE Office of Science. This work was performed under the auspices of the U.S. Department of Energy by Lawrence Livermore National Laboratory under Contract DE-AC52-07NA27344.

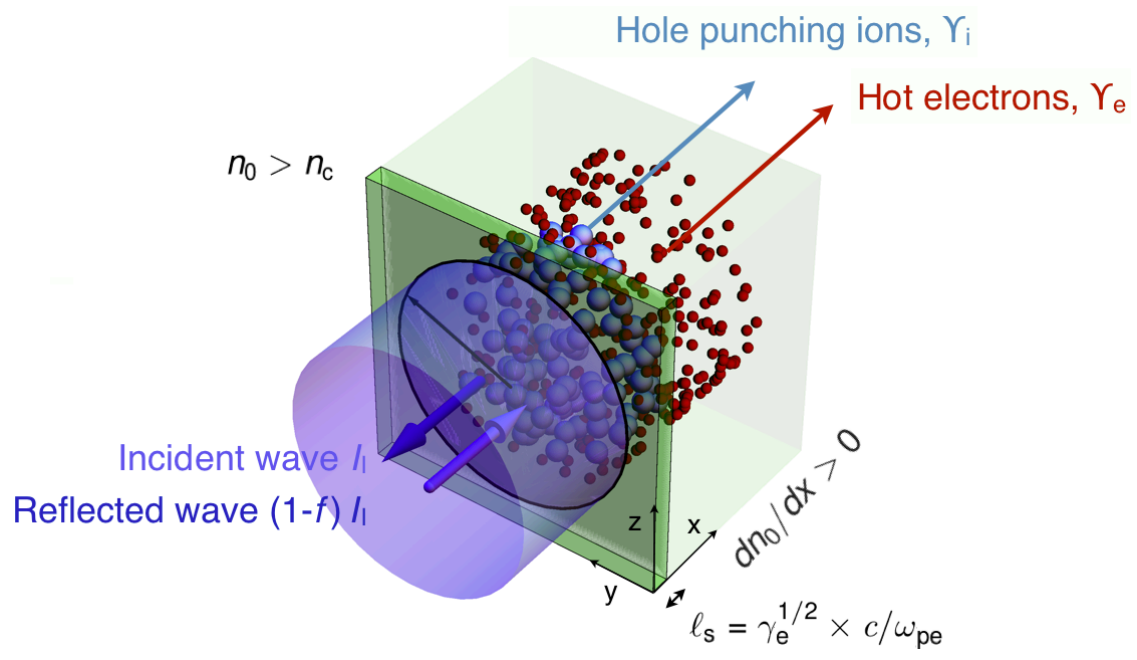
Author Contributions M. L. developed the analytical theory with support from S. W. and M. T. Assis-

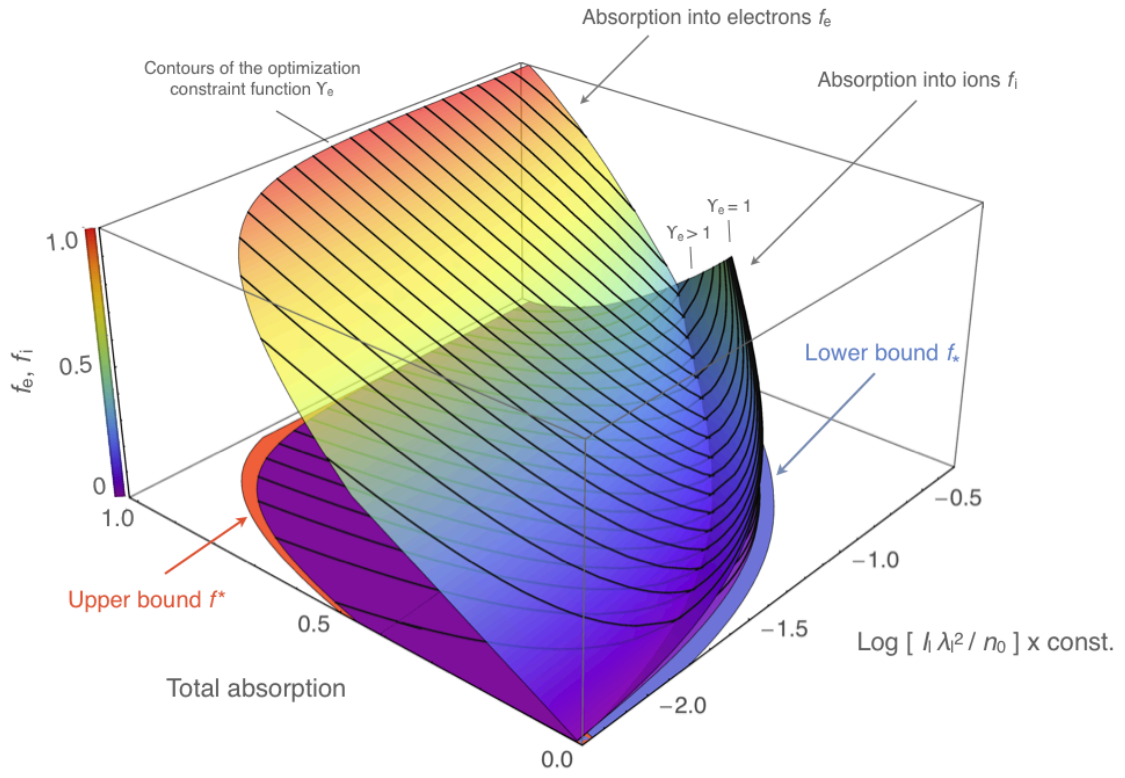
tance with conceptualizing the physical arguments and preparing the manuscript was provided by S. L.
Theoretical support was provided by M. B.

Competing Financial Interests The authors declare no competing financial interests.

Author Information Reprints and permissions information is available at www.nature.com/reprints.

Correspondence and requests for materials should be addressed to M. L. (email: levy11@lnl.gov).





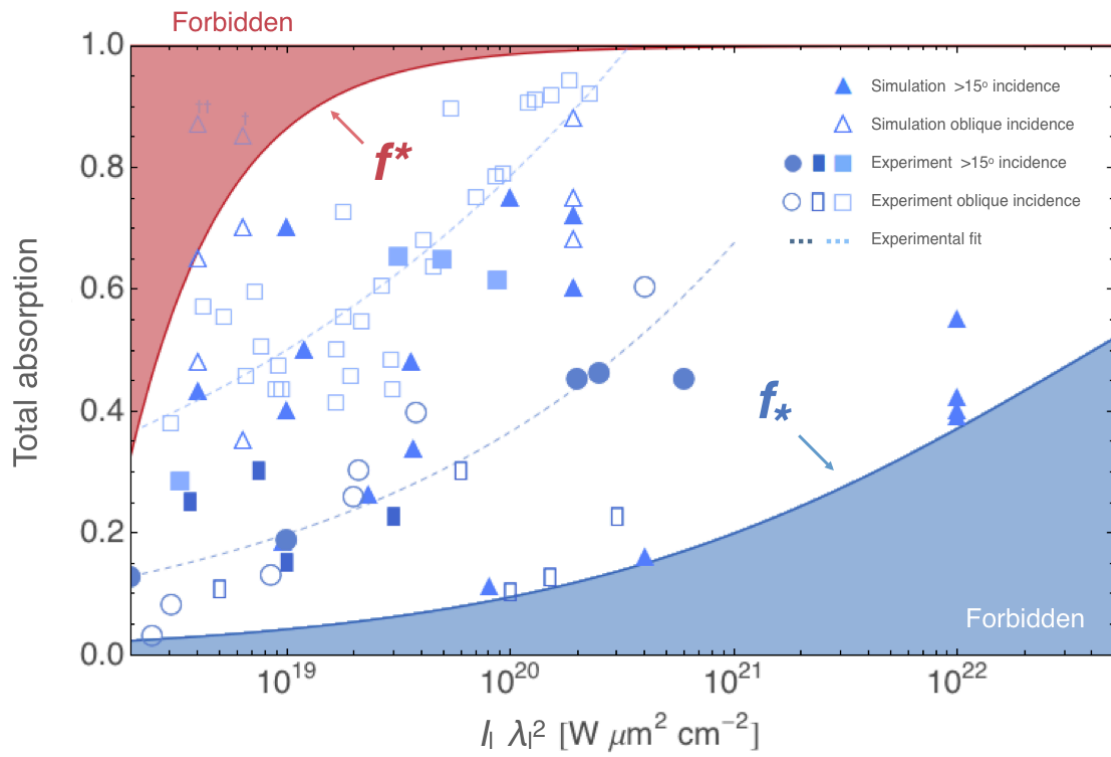


Figure 1 Schematic showing key features of the petawatt laser-solid interaction

A high-power laser with strength parameter $a_0 > 1$ is shown striking an overdense target, interacting over the Lorentz-transformed collisionless skin depth ℓ_s (dark green region), and exciting a highly-relativistic electron flux (red spheres) and moderately-relativistic ion flux (blue spheres). Laser and excited particle properties are connected across ℓ_s by applying relativistic Rankine-Hugoniot-like relations at the laser-matter interface, allowing abstraction of downstream effects, e.g., scattering in the $x > \ell_s$ target (light green region). Depiction uses a frame of reference co-moving with the interface.

Figure 2 Bounds on absorption and sub-partitioning of absorbed light

The lower-right axis corresponds to ξ_1 describing the initial laser and target conditions, and the total absorption $f = 1 - \xi_2$. Two surfaces corresponding to the absorption into electrons f_e and into ions f_i are shown (the former having slight transparency for visualization purposes). Contours of the optimization function γ_e are superimposed on these surfaces using dark gray. The lower limit f_* (blue) and upper limit f^* (red) on absorption are shown bounding f_e and f_i .

Figure 3 Comparison between absorption bounds and published data

The complete dataset compiled in *Davies*⁴⁹ is reproduced here, spanning experimental and simulation data published over the past two decades, across a variety of laser and plasma conditions. Dashed lines corresponding to fits of selected experimental data are shown to guide the eye. Additional high-intensity simulation data is reproduced from *Levy et*

*al.*⁴⁸ The upper limit on absorption f^* is depicted in red and the lower limit f_* in blue, with forbidden regions indicated using shading. The two outlying data points correspond to simulations of ^(†) a very thin $0.2\mu\text{m}$ pre-deformed target, and ^(††) an essentially underdense $n_c > n_0$ interaction, both violating assumptions underpinning the laser-solid model (see Methods).