

Understanding scaling through history-dependent processes with collapsing sample space

Bernat Corominas-Murtra¹, Rudolf Hanel¹ and Stefan Thurner^{1,2,3*}

¹ *Section for Science of Complex Systems; Medical University of Vienna, Spitalgasse 23; A-1090, Austria*

² *Santa Fe Institute; 1399 Hyde Park Road; Santa Fe; NM 87501; USA.*

³ *IIASA, Schlossplatz 1, A-2361 Laxenburg; Austria.*

History-dependent processes are ubiquitous in natural and social systems. Many such stochastic processes, especially those that are associated with complex systems, become more constrained as they unfold, meaning that their sample-space, or their set of possible outcomes, reduces as they age. We demonstrate that these sample-space reducing (SSR) processes necessarily lead to Zipf's law in the rank distributions of their outcomes. We show that by adding noise to SSR processes the corresponding rank distributions remain exact power-laws, $p(x) \sim x^{-\lambda}$, where the exponent directly corresponds to the mixing ratio of the SSR process and noise. This allows us to give a precise meaning to the scaling exponent in terms of the degree to how much a given process reduces its sample-space as it unfolds. Noisy SSR processes further allow us to explain a wide range of scaling exponents in frequency distributions ranging from $\alpha = 2$ to ∞ . We discuss several applications showing how SSR processes can be used to understand Zipf's law in word frequencies, and how they are related to diffusion processes in directed networks, or ageing processes such as in fragmentation processes. SSR processes provide a new alternative to understand the origin of scaling in complex systems without the recourse to multiplicative, preferential, or self-organised critical processes.

Keywords: Stochastic process, Scaling laws, Random walks, Path dependence, Network diffusion

A typical feature of ageing is that the number of possible states in a system reduces as it ages. While a newborn can become a composer, politician, physicist, actor, or anything else, the chances for a 65 year old physics professor to become a concert pianist are practically zero. A characteristic feature of history-dependent systems is that their sample-space, defined as the set of all possible outcomes, changes over time. Many ageing stochastic systems (such as career paths), become more constrained in their dynamics as they unfold, i.e., their sample-space becomes smaller over time. An example for a sample-space reducing process is the formation of sentences. The first word in a sentence can be sampled from the sample-space of all existing words. The choice of subsequent words is constrained by grammar and context, so that the second word can only be sampled from a smaller sample-space. As the length of a sentence increases, the size of sample-space of word use typically reduces.

Many history-dependent processes are characterised by power-law distribution functions in their frequency and rank distributions of their outcomes. The most famous example is the rank distribution of word frequencies in texts, which follows a power-law with an approximate exponent of -1 , the so-called Zipf's law [1]. Zipf's law has been found in countless natural and social phenomena, including gene expression patterns [2], human behavioural sequences [3], fluctuations in financial markets [4], scientific citations [5, 6], distributions of city- [7], and firm sizes [8, 9], and many more, see e.g. [10]¹. Over the

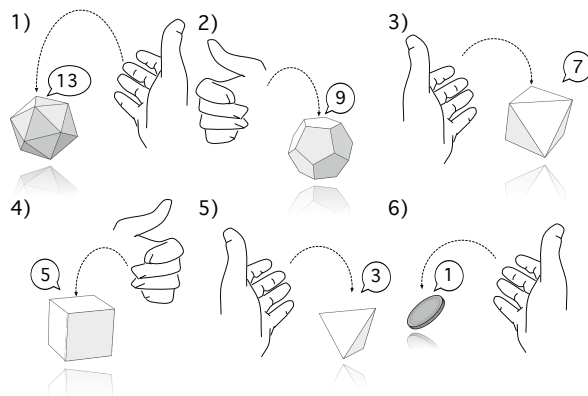


FIG. 1: Sample-space reducing process. Imagine a set of $N = 20$ dice with different numbers of faces. We start by throwing the 20-faced dice (icosahedron). Suppose we get a face-value of 13. We now have to take the 12-faced dice (dodecahedron), throw it, and get a face-value of say 9, so that we must continue with the 8-faced dice. Say we throw a 7, forcing us to take the (ordinary) dice, with which we throw say a 5. With the 4-faced dice we get a 2, which forces us to take the 2-faced dice (coin). The process ends when we throw a 1 for the first time. The set of possible outcomes (sample-space) reduces as the process unfolds. The sequence above was chosen to make use of the platonic dice for pictorial reasons only. If the process is repeated many times, the distribution of face-values (rank ordered) gives Zipf's law.

past decades there has been a tremendous effort to understand the origin of power-laws in distribution functions obtained from complex systems. Most of the existing explanations are based on multiplicative processes [11–14], preferential mechanisms [15–17], or self-organised crit-

*stefan.thurner@meduniwien.ac.at

¹ Some of these examples are of course not associated with sample-space reducing processes.

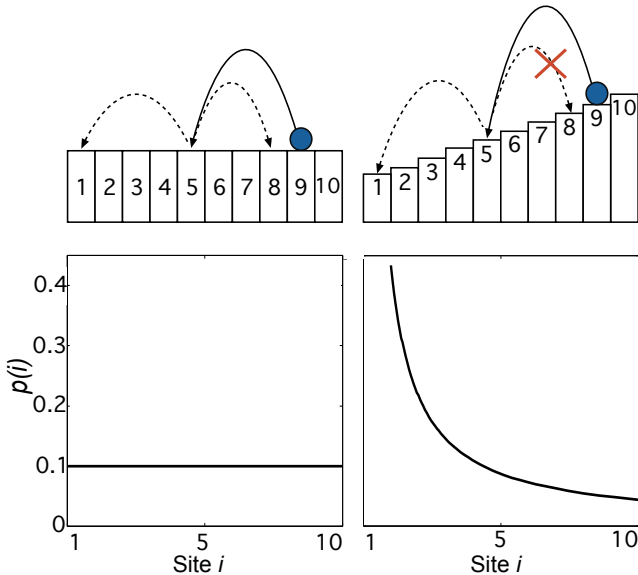


FIG. 2: Illustration of path dependence, sample-space reduction, and nestedness of sample-space. (Left) Unconstrained (iid) random walk ϕ_R realized by a ball randomly bouncing between all possible sites. The probability to observe the ball at a given site i is uniform, $p(i) = 1/N$. (Right) The ball can only bounce downward, the left-right symmetry is broken. When level 1 is reached the process stops and is repeated. Sample-space reduces from step to step in a nested way (main feature of SSR processes). After many iterations the occupation distribution (visits to level i) follows Zipf's law, $p_{N=10}(i) \propto i^{-1}$. Symmetry breaking of the sampling changes the uniform probability distribution to a power-law.

icality [18–20]. Here we offer an alternative route to understand scaling based on processes that reduce their sample-space over time. We show that the emergence of power-laws in this way is related to the breaking of a symmetry in random sampling processes, a mechanism that was explored in [21]. History-dependent random processes have been studied generically [22, 23], however not with the rationale to understand the emergence of scaling in complex systems.

I. RESULTS

The essence of SSR processes can be illustrated by a set of N fair dice with different numbers of faces. The first dice has one face, the second has two faces (coin), the third one three, etc., up to dice number N , which has N faces. The faces of a dice are numbered and have respective face values. To start the SSR process, take the dice with the largest number of faces (N) and throw it. The result is a face value between 1 and N , say it is K . We now take dice number $K - 1$ (with $K - 1$ faces) and throw it, to get a number i between 1 and $K - 1$, say we throw L . We now take dice number $L - 1$ throw it, etc. We repeat the process until we reach dice number 1, and

the process stops. We denote this directed and acyclic process by ϕ . As the process unfolds, ϕ generates a single sequence of strictly decreasing numbers i . An intuitive realisation of this process is depicted in Fig. 1. The probability that the process ϕ visits the particular site i in a sequence is the *visiting* probability $P_N(i)$, which can easily be shown to follow an exact Zipf's law, $P_N(i) = 1/i$. This is shown with a simple proof by induction on N . Take the process ϕ and let $N = 2$. There exist two possible sequences: Either ϕ directly generates a 1 with a probability $1/2$, or ϕ first generates 2 with probability $1/2$, and then a 1 with certainty. Both sequences visit 1 but only one visits 2. As a consequence, $P_2(2) = 1/2$ and $P_2(1) = 1$. Let us now suppose that $P_{N'}(i) = 1/i$ has been shown up to level $N' = N - 1$. Now, if the process starts with dice N , the probability to hit i in the first step is $1/N$. Also, any other j , $N \geq j > i$, is reached with probability $1/N$. If we get $j > i$, we will obtain i in the next step with probability $P_{j-1}(i)$, which leads us to the recursive scheme for all $i < N$, $P_N(i) = \frac{1}{N} \left(1 + \sum_{i < j \leq N} P_{j-1}(i) \right)$. Since by assumption $P_{j-1}(i) = 1/i$, with $i < j \leq N$ holds, simple algebra yields $P_N(i) = 1/i$. Finally, as pointed out above, for $i = N$, we have $P_N(N) = 1/N$, which completes the proof that indeed the visiting probability is

$$P_N(i) = \frac{1}{i} . \quad (1)$$

If the process ϕ is repeated many times, meaning that once it reaches dice number 1, we start by throwing dice number N again, we are interested in how often a given site i is occupied on average. The *occupation* probability for site i , given that there are N possible sites, is denoted by $p_N(i)$. Note an important property of the process ϕ . While in general the visiting probability P_N and the occupation probability p_N of a process quantify different aspects, for the particular process ϕ both probabilities only differ by a normalization factor. This is so because any sequence generated by ϕ is strictly decreasing and contains any particular site i at most once. Further, any sequence ends on site 1, meaning $P_N(1) = 1$. Therefore, it is clear that $P_N(i) = p_N(i)/p_N(1)$, where $p_N(1)$ is a normalisation factor. This shows that this prototype of a SSR processes exhibits an exact Zipf's law in the (rank ordered) occupation probabilities.

An alternative picture that illustrates the history-dependence aspect of the same SSR processes is shown in Fig. 2. In the left panel we show an iid stochastic process, where the space of potential outcomes is $\Omega = \{1, \dots, N\}$. At each timestep a ball can jump from one of N sites of Ω to any other with equal probability. Since the process is independent, the conditional probability of jumping from site i to site j is $P(j|i) = 1/N$. There is no path dependence. If we define Ω_i as the subset of those sites that can be reached from site i , we obviously find that this is constant over time,

$$\Omega_1 = \Omega_2 = \dots = \Omega_N = \Omega .$$

We refer to this process as an *unconstrained random walk* and denote it by ϕ_R . The visiting distribution is $p(i) = 1/N$, see Fig. 2. To introduce path- or history dependence, assume that sites are arranged in levels like a staircase. Now imagine a ball that can bounce *downstairs* to lower levels randomly, but never can climb to higher levels, Fig. 2 (right panel). If at time t the ball is at level (site) i , at $t+1$ all lower levels $j < i$ can be reached with the same probability, $P(j|i) = 1/(i-1)$. Jumps to higher levels are forbidden, $P(j|i) = 0$, for $j \geq i$. The process ends at the lowest stair level 1. In this process, sample-space displays a nested structure,

$$\Omega_1 \subset \Omega_2 \subset \dots \subset \Omega_N \subset \Omega \quad .$$

In this case, $\Omega_i = \{1, 2, \dots, i-1\}$, for all values of $i \in \Omega$. Ω_1 is the empty set. This nested structure of sample-space is the defining property of SSR processes. This type of nesting breaks the left-right symmetry of the iid stochastic process. The visiting probability to sites (levels) i during a downward sequence is again $P_N(i) = 1/i$. Since this process is equivalent to ϕ , the same proof applies.

It is conceivable that in many real systems nestedness of SSR processes is not realized perfectly and that from time to time the sample-space can also expand during a sequence. In the above example this would mean that from time to time random up-ward moves are allowed, or equivalently, that the nested process ϕ is perturbed by noise. In the context of the scenario depicted in Fig. 2 we look at a superposition of the SSR ϕ , and the unconstrained random walk ϕ_R . Using λ to denote the mixing ratio, the nested process $\Phi^{(\lambda)}$ with noise is written as

$$\Phi^{(\lambda)} = \lambda\phi + (1-\lambda)\phi_R \quad , \quad \lambda \in [0, 1] \quad . \quad (2)$$

More concretely, if the ball is at site i , with probability λ it jumps (downward) to any of site $k \in \Omega_i$ (with uniform probability), and with probability $1-\lambda$, it jumps to any of the N sites, ($j \in \Omega$). In other words, each time before throwing the dice we decide with probability λ that the sample-space for the next throw is Ω_i (SSR process), or with $(1-\lambda)$ it is Ω (iid noise ϕ_R). We repeat this process until the face value 1 is obtained. With probability λ the process is ϕ and stops, and with probability $(1-\lambda)$ the process is ϕ_R and continues until 1 occurs again. Obviously, $\lambda = 0$ corresponds to the unconstrained random walk, and $\lambda = 1$ recovers the results for the strictly SSR processes without noise. Note that for $0 \leq \lambda < 1$, Φ_λ may visit a given site i more than once. This implies in general that the visiting probability $P_N^{(\lambda)}(i)$ and the occupation probability $p_N^{(\lambda)}(i)$ no longer need to be proportional to each other. For that reason we now explicitly compute the occupation probability $p_N^{(\lambda)}(i)$ for SSR processes with a given noise level. For notation we now suppress N and write $p^{(\lambda)}(i)$.

Note that ϕ produces one realization of 2^{N-1} possible sequences of sites $i = 1, \dots, N$, and then stops.

The maximum length of such a sequence is N , the average sequence length is $l \sim \log N$. In contrast, the unconstrained random walk ϕ_R has no stopping criterion. To avoid problems with mixing processes with different lengths we replace ϕ with a process ϕ^∞ that is identical to ϕ , except for the case when site $i = 1$ is reached. In that case ϕ^∞ does not stop² but continues with tossing the N faced dice and thus re-starts the process ϕ . For ϕ^∞ site $i = 1$ becomes both the *starting* point of a new single-sequence process ϕ , and the *end* point of the previous one (see also Fig. 5 (a)). Replacing ϕ by ϕ^∞ in Eq. (2) ensures that we have an infinitely long, noisy sequence, which is denoted by $\Phi_\infty^{(\lambda)} = \lambda\phi^\infty + (1-\lambda)\phi_R$. Successive re-starting gives us the possibility to treat SSR processes as stationary, for which the consistency equation

$$p^{(\lambda)}(i) = \sum_{j=1}^N P(i|j) p^{(\lambda)}(j) \quad , \quad (3)$$

holds. Here $P(i|j)$ is the conditional probability that site i is reached from site j in the next time step in an infinite and noisy SSR process. It reads

$$P(i|j) = \begin{cases} \frac{\lambda}{j-1} + \frac{1-\lambda}{N} & \text{for } i < j \\ \frac{1-\lambda}{N} & \text{for } i \geq j > 1 \\ \frac{1}{N} & \text{for } i \geq j = 1 \end{cases} \quad . \quad (4)$$

The first line in the above equation accounts for the strictly sample space reducing process, the second line for the unconstrained random walk component, and the third line takes care of the re-starting once site $i = 1$ is reached. From Eqs. (3) and (4) we get

$$p^{(\lambda)}(i) = \frac{1-\lambda}{N} + \frac{1}{N} p^{(\lambda)}(1) + \sum_{j=i+1}^N \frac{\lambda}{j-1} p^{(\lambda)}(j) \quad . \quad (5)$$

Clearly, the recursive relation $p^{(\lambda)}(i+1) - p^{(\lambda)}(i) = -\lambda \frac{1}{i} p^{(\lambda)}(i+1)$ holds, from which one obtains

$$\begin{aligned} \frac{p^{(\lambda)}(i)}{p^{(\lambda)}(1)} &= \prod_{j=1}^{i-1} \left(1 + \frac{\lambda}{j}\right)^{-1} = \exp \left[-\sum_{j=1}^{i-1} \log \left(1 + \frac{\lambda}{j}\right) \right] \\ &\sim \exp \left(-\sum_{j=1}^{i-1} \frac{\lambda}{j} \right) \sim \exp(-\lambda \log(i)) = i^{-\lambda} \quad . \end{aligned}$$

$p^{(\lambda)}(1)$ is given by the normalisation condition $\sum_i p^{(\lambda)}(i) = 1$, and we arrive at the remarkable result,

$$p^{(\lambda)}(i) \propto i^{-\lambda} \quad . \quad (6)$$

Note that λ is nothing but the mixing parameter for the noise component. For $\lambda = 1$ one recovers Zipf's law, $p^{(\lambda=1)}(i) \propto i^{-1}$; for $\lambda = 0$, the uniform distribution $p^{(\lambda=0)}(i) = 1/N$ is obtained. For intermediate $0 < \lambda < 1$

² In the numerical simulations we stop the process after M re-starts

one observes an asymptotically *exact* power-law with exponent λ . Note that Eq. (6) is a statement about the *rank distribution* of the system. Often statistical features of systems are presented as frequency distributions, i.e. the probability that a given site (state) is visited k times, $\tilde{p}(k)$, and not as rank distributions. These are related however. It is well known that, if the rank distribution p is a power-law with exponent λ , \tilde{p} is also a power-law with the exponent $\alpha = \frac{1+\lambda}{\lambda}$, see e.g. [10]. The result of Eq. (6) implies that we are able to understand a remarkable range of exponents in frequency distributions, $\alpha \in [2, \infty)$, by noisy SSR processes. Many observed systems in nature display frequency distributions with exponents between 2 and 3, which in our framework, relates to a mixing ratio of $\lambda > 0.5$. We find perfect agreement of the result of Eq. (6) and numerical simulations, Fig. 3 (a). The slope of the measured rank distributions in log-scale, λ^{sim} , perfectly agree with the theoretical prediction λ . Fitting was carried out by with a maximum likelihood estimator as proposed in [24].

Convergence speed of SSR distributions. From a practical side the question arises of how fast SSR processes converge to the limiting occupation distribution given by Eq. (6). In other words, what is the distance between the sample distribution after T individual jumps in the process $\Phi_\infty^{(\lambda)}$ and $p^{(\lambda)}$, as a function of T ? In Fig. 3 (b) we show the Euclidean distance of the distribution after T jumps $p_T^{(\lambda)}$, and $p^{(\lambda)}$, $\left\| p_T^{(\lambda)} - p^{(\lambda)} \right\|_2 = \sqrt{\sum_{i \in \Omega} \left[p_T^{(\lambda)}(i) - p^{(\lambda)}(i) \right]^2}$. We find that the distance decays as

$$\left\| p_T^{(\lambda)} - p^{(\lambda)} \right\|_2 \sim T^{-\frac{1}{2}}. \quad (7)$$

The result does not depend on the value of λ (see caption). For the pure random case $\lambda = 0$, our result for the convergence rate is well known and is in full accordance with the Berry-Esseen theorem [25], which accounts for the rate of converge of the central limit theorem for iid processes. The fact that for $\lambda = 1$ we see practically the same convergence behaviour means that SSR process converge equally fast to their underlying limiting power-law distribution.

Examples

Sentence formation and Zipf's law. One example for a SSR process of the presented type is the process by which sentences are formed. During the creation of a sentence, grammatical and contextual constraints have the effect of a reducing sample-space – i.e. the space (vocabulary) from which a successive word in a sentence can be sampled. Clearly, the process of sentence formation is not expected to be strictly sample-space reducing, and we expect deviations from an exact Zipf's law in the rank distribution of words in texts. In Fig. 4 we show the empirical distribution of word frequencies of Darwin's

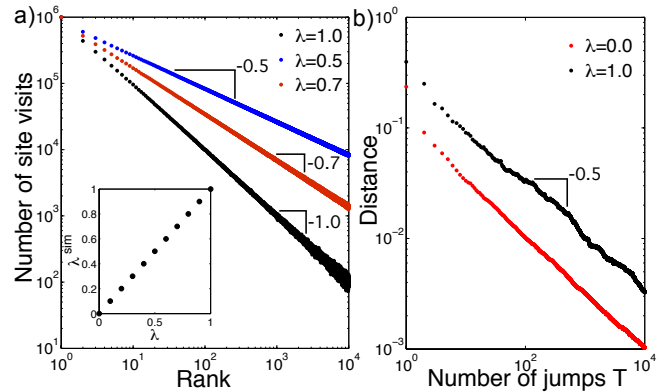


FIG. 3: (a) Rank distributions of SSR processes with iid noise contributions from simulations of $\Phi_\infty^{(\lambda)}$, for three values of $\lambda = 1, 0.7$ and 0.5 (black, red and blue, respectively). Fits to the distributions (obtained with a maximum likelihood estimator [24]) yield $\lambda^{\text{fit}} = 0.999$, $\lambda^{\text{fit}} = 0.699$, and $\lambda^{\text{fit}} = 0.499$, respectively. Clearly, an almost exact match with the expected power-law exponents is realised. The inset shows the dependence of the measured exponent λ^{sim} from the simulations (slope), on various noise levels λ . The exponent λ^{sim} is practically identical to λ . $N = 10,000$, numerical simulations were stopped after $M = 10^6$ re-starts of the process. (b) Convergence rate. The distance (2-norm) between the simulated occupation probability (normalised histogram) after T jumps in the $\Phi_\infty^{(\lambda)}$ process, and the predicted power-law of Eq. (6), is shown for $\lambda = 1$ (black), and the pure random case, $\lambda = 0$ (red). Both distances show a power-law convergence $\sim T^{-\beta}$. MLE fits yield $\beta = 0.512$ and 0.463 , for $\lambda = 0$ and 1 , respectively. This means that both cases are compatible with $\beta \sim 1/2$, and that SSR processes converge equally fast toward their limiting distributions as pure random walks.

The Origin of Species, which has a first power-law regime with rank exponent of $\gamma \sim 0.9$. In our framework of the mixed process $\Phi_\infty^{(\lambda)}$ this corresponds to a mixing parameter $\lambda = 0.9$, indicating that in the process of sentence formation, nesting is not perfect, and many instances occur where sample-space can expand from one word to another. Note that here M corresponds to the number of sentences in a text. In the simulation we use $N = 5,000$ words and $M = 10,000$ re-starts. For a more detailed model of sentence formation and SSR processes, see [26].

SSR processes and random walks on networks. SSR processes can be related to random walks on directed networks, as depicted in Fig. 5 (a). There we start the process from a start-node, from which we can reach any of the N nodes with probability $1/N$. At whatever node we end up, we can successively reach nodes with a lower node-numbers until we reach node number 1. There, with probability p_{exit} we jump to a stop-node which ends the process. Note that if $p_{\text{exit}} = 1$, the process runs through one single path and then stops. The process is acyclic and finite, there are 2^{N-1} possible paths. This network diffusion is equivalent to the process ϕ above. On the other hand if $p_{\text{exit}} = 0$, the process becomes

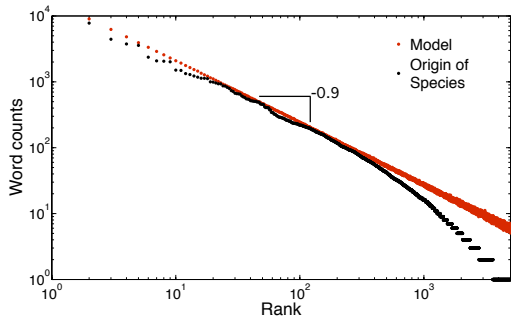


FIG. 4: Empirical rank distribution of word frequencies in *The Origin of Species* (black). For the most frequent words the distribution is approximately power-law with an exponent $\gamma \sim 0.9$. The corresponding distribution for the $\Phi^{(\lambda)}$ process with $\lambda = 0.9$ (red), suggests a slight deviation from perfect nesting. This means that in sentence formation, about 90% of consecutive word pairs, sample-space is strictly reducing. Simulation: $N = 5,000$ (words), and $M = 10,000$ re-starts (sentences).

cyclic and infinite, and corresponds exactly to ϕ^∞ . For any $p_{\text{exit}} > 0$ we have a mixing of the two processes, $\Phi^{\text{mix}} = p_{\text{exit}}\phi + (1 - p_{\text{exit}})\phi^\infty$, which is again cyclic, and the number of possible paths is infinite. In Fig. 5 (b) we show the result for the node occupation distribution for the process Φ^{mix} for $p_{\text{exit}} = 1$ (dashed black line) and $p_{\text{end}} = 0.3$ (solid red line). The figure is produced from $5 \cdot 10^5$ independently sampled sequences generated by Φ^{mix} . As expected the distribution follows the exact Zipf's law, irrespective of the value of p_{exit} . The process Φ^{mix} allows us to study also the rank distribution of paths through the network. The path that is most often taken through the network has rank 1, the second most popular path has rank 2, etc. Recent theoretical work [27] predicts a difference in the corresponding distributions for different values of p_{exit} . According to [27] acyclic processes are expected to show finite path rank distributions of no particular shape. This is seen in the inset to Fig. 5 (b) (black dashed line), which shows the observed path rank distribution for the $2^{N-1} = 16$ paths. For cyclic processes, where at least one node participates in at least two distinct cycles, [27] predicts power-laws, which we clearly confirm for the cyclic Φ^{mix} process with $p_{\text{exit}} = 0.3$ (red line). Note that in our example node 1 alone is involved in 5 distinct cycles. The process Φ^{mix} demonstrates the mechanism that produces these power-laws in its simplest form, where the probability of long sequences are products of the probability of the finite number of possible sequences which they concatenate.

SSR processes and fragmentation processes. One important class of ageing systems are fragmentation processes, such as objects that repeatedly break at random sites into ever smaller pieces, see e.g. [28, 29]. A simple example demonstrates how fragmentation processes are related to SSR processes. Consider a stick of a certain initial length L , such as a spaghetti, and mark some point

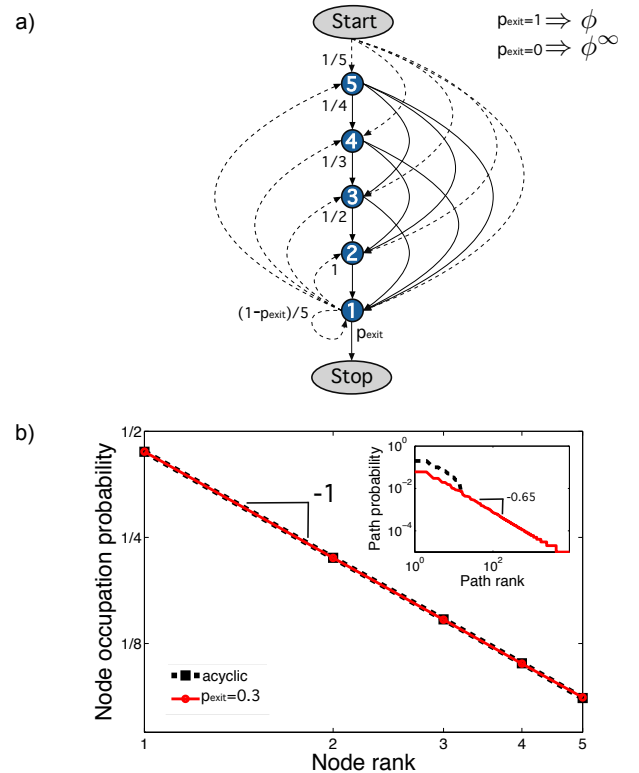


FIG. 5: (a) SSR processes seen as random walks on networks. A random walker starts at the start node and diffuses through the directed network. Depending on the value of p_{exit} , two possible types of walks are possible. For $p_{\text{exit}} = 1$, the finite ($2^{N-1} = 16$ possible paths) and acyclic process ϕ is recovered that stops after a single path; for $p_{\text{exit}} = 0$, we have the infinite and cyclical process, ϕ^∞ . For $p_{\text{exit}} > 0$ we have the mixed process, $\Phi^{\text{mix}} = p_{\text{exit}}\phi + (1 - p_{\text{exit}})\phi^\infty$. (b) The occupation probability for Φ^{mix} is unaffected by the value of p_{exit} . The repeated ϕ (dashed black line), and the mixed process with $p_{\text{exit}} = 0.3$ (solid red line) have exactly the same occupation probability $p_N(i)$, which corresponds to the stationary visiting distribution of nodes in the ϕ^∞ network by random walkers. (Inset) Rank distribution of paths-visit frequencies. Clearly they depend strongly on p_{exit} . While the acyclic ϕ produces a finite distribution, the cyclic one produces a power-law, matching the theoretical prediction of [27]. For the simulation we generated $5 \cdot 10^5$ sequence samples and found 32,523 distinct sequences for $p_{\text{exit}} = 0.3$.

on the stick. Now take the stick and break it at a random position. Select the fragment that contains the mark and record its length. Then break this fragment again at a random position, take the fragment containing the mark and again, record its length. One repeats the process until the fragment holding the mark reaches a minimal length, say the diameter of an atom, and the fragmentation process stops. The process is clearly of SSR type since fragments are always shorter than the fragment they come from. In particular, if the mark has been chosen on one of the endpoints of the initial spaghetti, then the consecutive fragmentation of the marked frag-

ment is obviously a continuous version of the SSR process ϕ discussed above. Note that even though the length sequence of a *single* marked fragment is a SSR process, the size evolution of *all* fragments is more complicated, since fragment lengths are not independent from each other: Every spaghetti fragment of length x splits into two fragments of respective lengths, $y < x$ and $x - y$. The evolution of the distribution of all fragment sizes was analyzed in [29]. Note that in the one-dimensional SSR processes introduced here we see no signs of multi-scaling. However, this possibility might exist for continuous or higher dimensional versions of SSR processes.

II. DISCUSSION

The main result of Eq. (6) is remarkable in so far as it explains the emergence of scaling in an extremely simple and hitherto unnoticed way. In SSR processes, Zipf's law emerges as a simple consequence of breaking a directional symmetry in stochastic processes, or, equivalently, by a nestedness property of the sample-space. More general power exponents are simply obtained by the addition of iid random fluctuations to the process. The relation of exponents and the noise level is strikingly simple and gives the exponent a clear interpretation in terms of the extent of violation of the nestedness property in strictly SSR processes. We demonstrate that SSR processes converge equally fast toward their power-law limiting distribution, as uncorrelated random walks do.

We presented several examples for SSR processes. The emergence of scaling through SSR processes can be used straight forwardly to understand Zipf's law in word frequencies. An empirical quantification of the degree of nestedness in sentence formation in a number of books

allows us to understand the variations of the scaling exponents between the individual books [26]. SSR processes can be related to diffusion processes on directed networks. For a specific example we demonstrated that the visiting times of nodes follow a Zipf's law, and could further reproduce very general recent findings of path-visit distributions in random walks on networks [27]. Here we presented results for a completed directed graph, however we conjecture that SSR processes on networks and the associated Zipf's law of node-visiting distributions are tightly related and are valid for much more general directed networks. We demonstrated how SSR processes can be related to fragmentation processes, which are examples of ageing processes. We note that SSR processes and nesting are deeply connected to phase-space collapse in statistical physics [21, 30–32], where the number of configurations does not grow exponentially with system size (as in Markovian and ergodic systems), but grows sub-exponentially. Sub-exponential growth can be shown to hold for the phase-space growth of the SSR sequences introduced here. In conclusion we believe that SSR processes provide a new alternative view on the emergence of scaling in many natural, social, and man-made systems. It is a self-contained, independent alternative to multiplicative, preferential, self-organised criticality, and other mechanisms that have been proposed to understand the origin of power-laws in nature [33].

Acknowledgements.

We greatly acknowledge the contribution of two anonymous referees who made us aware of the relation to network diffusion and fragmentation. We also acknowledge Álvaro Corral for his helpful comments. This work has been supported by the Austrian Science Fund FWF under KPP23378FW.

-
- [1] Zipf, G K (1949) *Human Behavior and the Principle of Least Effort*. (Addison-Wesley (Reading MA)).
 - [2] Stanley, H, Buldyrev, S, Goldberger, A, Havlin, S, Peng, C, et al. (1999) Scaling features of noncoding DNA. *Physica A* 273: 1-18
 - [3] Thurner, S, Szell, M, Sinatra, R (2012) Emergence of Good Conduct, Scaling and Zipf Laws in Human Behavioral Sequences in an Online World *PLoS ONE* 7, e29796.
 - [4] Gabaix, X, Gopikrishnan, P, Plerou, V, Stanley, E H (2003) A theory of power-law distributions in financial market fluctuations. *Nature* 423, 267-270.
 - [5] de S. Price, D J (1965) Networks of scientific papers. *Science* 149, 510-515.
 - [6] Redner, S (1998) How popular is your paper? An empirical study of the citation distribution. *Eur Phys J B* 4, 131-134.
 - [7] Makse, H A, Havlin, S, Stanley, H E (1995) Modelling urban growth patterns. *Nature* 377, 608-612.
 - [8] Axtell, R L (2001) Zipf Distribution of U.S. Firm Sizes. *Science* 293, 1818-1820.
 - [9] Saichev A, Malevergne Y, Sornette S (2008) Theory of Zipf's Law and of General Power Law Distributions with Gibrat's Law of Proportional Growth. *Lecture Notes in Economics and Mathematical Systems*. (Berlin, Heidelberg, New York: Springer).
 - [10] Newman, M E J (2005) Power Laws, Pareto Distributions and Zipf's Law. *Contemp Phys* 46 323-351.
 - [11] Simon, HA (1955) On a class of skew distribution functions. *Biometrika* 42, 425-440.
 - [12] Mandelbrot, B (1953) An informational theory of the statistical structure of language. In: Jackson W, editor. *Communication theory*. (London: Butterworths).
 - [13] Solomon, S, Levy, M (1996) Spontaneous Scaling Emergence in Generic Stochastic Systems. *Int J Mod Phys C* 7, 745-751.
 - [14] Pietronero L, Tosatti E, Tosatti V, Vespignani A (2001) Explaining the uneven distribution of numbers in nature: The laws of Benford and Zipf. *Physica A* 293, 297-304.
 - [15] Malcai, O, Biham, O, Solomon, S (1999) Power-law distributions and Lévy-stable intermittent fluctuations in stochastic systems of many autocatalytic elements. *Phys Rev E* 60, 1299-1303.

- [16] Lu, E T, Hamilton, R J (1991) Avalanches of the distribution of solar flares. *Astrophys J* **380**, 89-92.
- [17] Barabasi, A-L, Albert, R (1999) Emergence of scaling in random networks. *Science* **286**, 509-512.
- [18] Bak P, Tang, C, Wiesenfeld, K (1987) Self-organized criticality: An explanation of the $1/f$ noise. *Phys Rev Lett* **59**, 381-384.
- [19] Corominas-Murtra, B, Solé, R V (2010) Universality of Zipf's law. *Phys Rev E* **82**, 011102.
- [20] Corominas-Murtra, B, Fortuny, J, Solé, RV (2011) Emergence of Zipf's law in the evolution of communication. *Phys Rev E* **83** (3), 036115.
- [21] Hanel, R, Thurner, S, Gell-Mann, M (2014) How multiplicity determines entropy and the derivation of the maximum entropy principle for complex systems. *Proc Natl Acad Sci* **111**, 6905-6910.
- [22] Kac, M (1989) A history-dependent random sequence defined by Ulam. *Adv in Appl Math* **10** 270-277.
- [23] Clifford, P, Stirzaker, D (2008) History-dependent random processes. *Proc R Soc A* **464**, 1105-1124.
- [24] Clauset, A, Shalizi, C R, Newman, M E J *Power-Law Distributions in Empirical Data* (2009) SIAM Review **51** (4), 661-703.
- [25] Feller, W (1966) *An introduction to probability theory and its applications* (1966) vol II. (Wiley, New York).
- [26] Thurner, S, Hanel, R, Corominas-Murtra, B (2014) Understanding Zipf's law of word frequencies through sample space collapse in sentence formation. *arXiv:1407.4610*
- [27] Perkins, T, Foxall, E, Glass, L, Edwards, R, (2014) A scaling law for random walks on networks. *Nature Comms* **5**:5121.
- [28] Tokeshi, M (1993) Species abundance patterns and community structure. *Advances in Ecological Research* **24**, 111-186.
- [29] Krapivsky, PL, Ben-Naim, E (1994) Scaling and multiscaling in models of fragmentation. *Phys Rev E* **50**, 3502-3507.
- [30] Hanel, R, Thurner, S (2011) A comprehensive classification of complex statistical systems and an ab initio derivation of their entropy and distribution functions, *Europhys Lett* **93** 20006.
- [31] Hanel, R, Thurner, S (2011) When do generalized entropies apply? How phase space volume determines entropy, *Europhys Lett* **96** 50003.
- [32] Hanel, R, Thurner, S (2014) Generalized (c,d)-entropy and aging random walks. *Entropy* **15**, 5324-5337.
- [33] Mitzenmacher, M (2003) A Brief History of Generative Models for Power Law and Lognormal Distributions. *Internet Mathematics* **1**, 226-251.