

An improved vulnerability index of complex networks based on fractal dimension

Li Gou^a, Bo Wei^a, Rehan Sadiq^b, Sankaran Mahadevan^c, Yong Deng^{a,c,1}

^a*School of Computer and Information Science,
Southwest University, Chongqing 400715, China*

^b*School of Engineering, University of British Columbia Okanagan,
3333 University Way, Kelowna, BC, Canada V1V 1V7*

^c*School of Engineering, Vanderbilt University, Nashville, TN 37235, USA*

Abstract

With an increasing emphasis on network security, much more attention has been attracted to the vulnerability of complex networks. The multi-scale evaluation of vulnerability is widely used since it makes use of combined powers of the links' betweenness and has an effective evaluation to vulnerability. However, how to determine the coefficient in existing multi-scale evaluation model to measure the vulnerability of different networks is still an open issue. In this paper, an improved model based on the fractal dimension of complex networks is proposed to obtain a more reasonable evaluation of vulnerability with more physical significance. Not only the structure and basic physical properties of networks is characterized, but also the covering ability of networks, which is related to the vulnerability of the network, is taken into consideration in our proposed method. The numerical examples

¹Corresponding author: Yong Deng, School of Computer and Information Science, Southwest University, Chongqing, 400715, China. Email address: ydeng@swu.edu.cn; prof.deng@hotmail.com

and real applications are used to illustrate the efficiency of our proposed method.

Keywords: vulnerability, fractal dimension, complex networks

1. Introduction

Complex network are widely used to model the structure of many complex systems in nature and society [1, 2, 3, 4, 5, 6, 7]. An open issue is how to assess the vulnerability of complex networks [8, 9, 10, 11], whose main objective is to understand, predict, and even control the behavior of a networked system under vicious attacks or any types of dysfunctions [9, 12].

Different approaches to characterize network vulnerability and robustness have recently been proposed, which can be grouped into two types broadly [13, 14]. The first type of approach is related to structural robustness [13, 15, 16]: how topological properties of networks are affected by the removal of a finite number of vertexes or/and links, such as the degree distribution, the network connectivity level, the size of largest component, the average geodesic length and etc. The second type of method concerns dynamical robustness [6, 17, 18, 19, 20]. The removal of a vertex or link will cause the flow to redistribution with the risk that some other vertexes or links may be overloaded, which can cause a sequence of failures and even threaten the global stability. Such behavior is called cascading failures [13, 21, 22, 23].

One of the mostly used methods is proposed by Boccaletti *et.al* [9]. They construct a multi-scale evaluation model of vulnerability, which makes use of combined powers of the links' betweenness. Due to the simplicity

and efficiency, this method is heavily studied [13]. One limitation of original model is that it cannot discriminate two different networks in some situations. To solve this problem, a coefficient p is introduced to improve the original model. However, a straight problem is that how to determine the coefficient p . The method to determine the coefficient p in Boccaletti *et.al* ' work is very complicated and lack of physical significance.

The main motivation of our work is that we believe that this coefficient should be determined by the network itself. To address this issue, we take the fractal dimension of complex network into consideration. The dimension of complex networks is one of the most fundamental quantities to characterize its structure and basic physical properties [24, 25, 26]. One has proved that the network dimension is a key concept to understand not only network topology. But also dynamical process on networks, such as diffusion and critical phenomenon including percolation, which is also used to characterize the vulnerability of network. Box covering algorithm [27, 28, 29] are one of the typical ways to calculate the fractal dimension [30]. In short, fractal dimension is a key parameter to represent the characters of the network. Based on this idea, we propose that the dimension of the network has a significant relation with network vulnerability in this paper.

This paper is organized as follows. Section 2 introduces the preliminaries. In Section 3 we calculate the vulnerability of some networks using the proposed method. In Section 4 we compare the proposed method with the existing methods in other papers by calculating network vulnerability. Finally, we summarize our results in Section 5.

2. Preliminaries

In this section, we introduce Boccaletti *et.al* 's model[9] and three other methods [6, 8, 13]. In general, the complex networks can be represented by an undirected and unweighted graph $G = (V, E)$, where V is the set of vertices and E is the set of edges. Each edges connects exactly one pari of vertices, and a vertex-pair can be connected by maximally one edge, i.e. loop is not allowed.

In Boccaletti *et.al* 's work [9], the original method to evaluate the vulnerability is represented by the average edge betweenness, which is defined as:

$$b_1(G) = \frac{1}{|E|} \sum_{l \in E} b_l, \quad (1)$$

where $|E|$ is the number of the edges, and b_l is the edge betweenness of the edge l , define as:

$$b_l = \sum_{j,k \in V} \frac{n_{jk}(l)}{n_{jk}}, \quad (2)$$

where $n_{jk}(l)$ is the number of geodesics(shortest path) from j to k that contain the link l , and n_{jk} is the total number of geodesics from j to k .

However, this evaluation of $b_1(G)$ gives no relevant new information about the vulnerability of the network. For example, two networks referred in [9] shown in Fig. 1 can't be distinguished using this method. By evaluating the vulnerability according to Eq. 1, one gets $b_1(G) = b_1(G') = 43/13$. It's absolute that the "bat" graph G is more vulnerable than the "umbrella" graph G' , but Eq. 1 gives the same evaluation result.

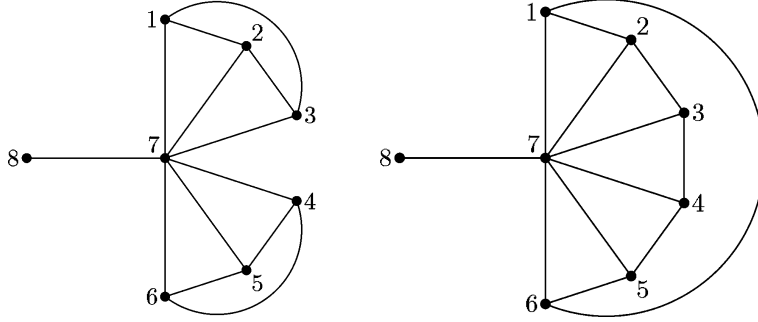


Figure 1: The “bat” graph G and the “umbrella” graph G' [9].

In order to overcome the original method’s limitation of failing to distinguish some networks, the coefficient P was introduced to evaluate vulnerability of complex network, which is called multi-scale evaluation of vulnerability [9] and shown as below:

$$b_p(G) = \left(\frac{1}{|E|} \sum_{l \in E} b_l^p \right)^{\frac{1}{p}} \quad (3)$$

for each value of $p > 0$. If we want to compare two networks G and G' , first computes b_1 . If $b_1(G) < b_1(G')$, then G is more robust than G' . On the other hand, if $b_1(G) = b_1(G')$ then one takes $p > 1$ and computes b_p until $b_p(G) \neq b_p(G')$.

To get the coefficient p , Boccaletti *et.al* define a relative function of p like:

$$f(p) = (b_p(G) - b_p(G'))/b_p(G) \quad (4)$$

The coefficient p is obtained when the function has a maximal value. For the more detailed information to determine the coefficient p , refer [9]. It’s

clear that, the coefficient p 's definition is complicated and lack of physical significance. The coefficient p should reflect the complex network itself.

For the sake of comparison, three other methods to calculate vulnerability are described as follows. The first method is the average inverse geodesic length l^{-1} [6]:

$$l^{-1} = \left\langle \frac{1}{d(v, w)} \right\rangle \equiv \frac{1}{N(N-1)} \sum \sum \frac{1}{d(v, w)}. \quad (5)$$

where $d(v, w)$ is the length of the geodesic between v and w ($v, w \in V$). The larger l^{-1} is, more robust the network is.

The second method is the largest component size LCS ($0 < LCS < 1$) [8], which quantifies the number of nodes in the largest connected subgraph and defined as follows:

$$LCS = \frac{N_s}{N} \quad (6)$$

where N_s is the size of the largest connected subgraph.

And the third method is the normalized average edge betweenness $b_{nor}(G)$ [13], which is on the base of the Eq. 3 while $p = 1$ and is defined as:

$$b_{nor}(G) = \frac{b_1(G) - b_1(G_{complete})}{b_1(G_{path}) - b_1(G_{complete})} = \frac{b_1(G) - 1}{\frac{N(N+1)}{6} - 1}. \quad (7)$$

where $G_{complete}$ is a complete graph and G_{path} is a path graph.

3. Proposed vulnerability model

In this section, the proposed method is detailed. As mentioned in introduction section, We think that the coefficient p should be determined by the network itself. In addition, this coefficient p should also has the direct

relation to the vulnerability of this network. In our opinion, the fractal dimension of the network is a promising alternative. For a given network G and box size l_B , a box is a set of nodes where all distances l_{ij} between any two nodes i and j in the box are smaller than l_B . The minimum number of boxes required to cover the entire network is denoted by N_B . The detailed illustration referred in [28] of the calculation of the fractal dimension is given in Fig. 2. The fractal dimension or box dimension d_B calculated with the box covering algorithm is given as follows [27, 28]:

$$N_B \approx l_B^{-d_B} \quad (8)$$

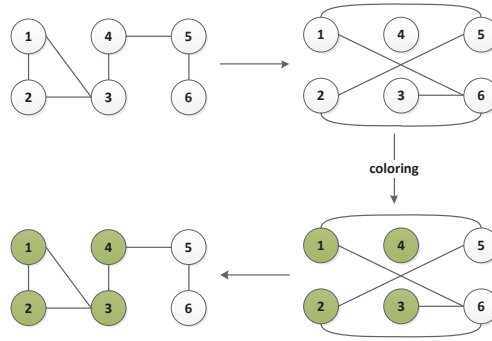


Figure 2: Illustration of the box-covering algorithms. Starting from G (upper left panel), a dual network G' (upper right panel) was constructed for a given box size (here $l_B = 3$), where two nodes are connected if they are at a distance $l \geq l_B$. A greedy algorithm was used for vertex colouring in G' , which is then used to determine the box covering in G , as shown in the plot[28].

It is very known that the fractal dimension can characterize the network

structure and basic physical properties which reflects the covering ability. For a given network, the higher the fractal dimension, the higher the covering ability, which means that there are more edges between the nodes in this network. We also know that given certain nodes in the network, the more edges, the more robust of this network. As a result, the fractal dimension not only reflects the characters of the network structure, but also partially reflects the vulnerability of the network. According to this idea, we use the fractal dimension to redefine p . So the proposed method to calculate network vulnerability is given as follows:

$$V_{d_B}(G) = \left(\frac{1}{|E|} \sum_{l \in E} b_l^{d_B} \right)^{\frac{1}{|d_B|}} \quad (9)$$

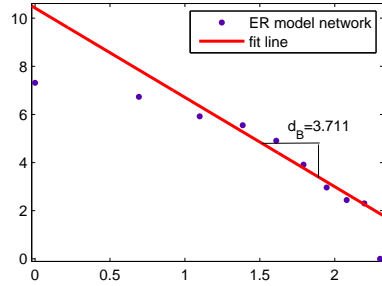
where d_B is the fractal dimension of the complex networks.

We apply our method to six networks to calculate the vulnerability index. Two are synthetic networks, Erdős-Rényi(ER) random networks [31] and Barabási-Albert(BA) model of scale-free networks [32]. Four are real networks: US airport networks [33], network of e-mail interchanges [34], protein-protein interaction network [35] and German highway system [36].

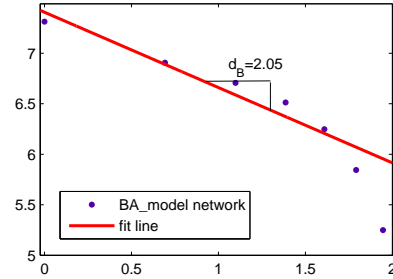
The vulnerability of these networks are calculated according to the follow steps:

(1) calculate the fractal dimension d_B of these networks above using box-covering algorithm [27, 28], i.e. Eq. 8. The results are illustrated in Fig. 3.

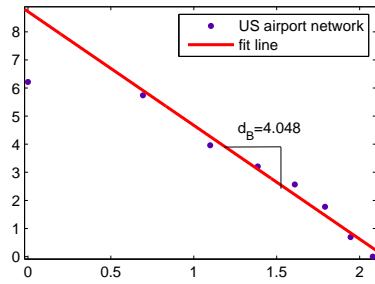
(2) Calculate the average edge betweenness according to Eq. 2, and normalized by $\frac{N(N-1)}{2}$.



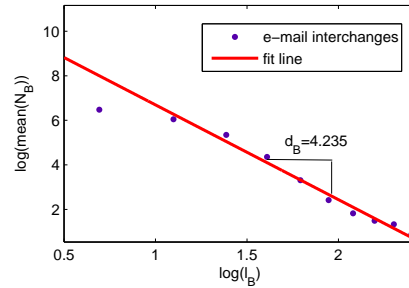
(a)



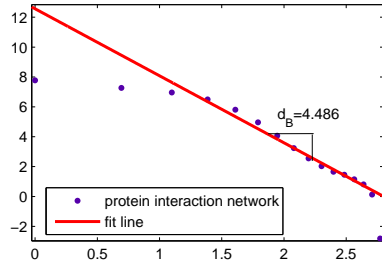
(b)



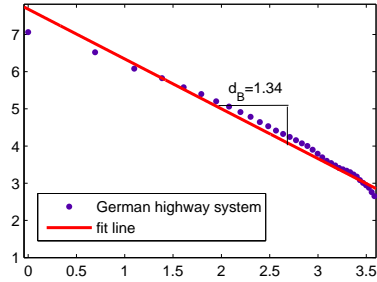
(c)



(d)



(e)



(f)

Figure 3: The N_B versus l_B of some complex networks obtained in a log-log scale: (a) the ER network with the size $N = 1500$, the average degree $\langle k \rangle = 6$. (b) the BA network with $N = 1500$, the average degree $\langle k \rangle = 4.8$. (c) US airport network. (d) network of e-mail interchanges. (e) protein-protein interaction network. (f) German highway system. The vertical ordinate of every subplot is the mean value of N_B for 100 times, and the horizontal ordinate represents the box size l_B . The absolute value of the slope is the fractal dimension.

(3) Calculate the vulnerability V_{d_B} in accordance with Eq. 9.

Table 1 shows the result. The larger the V_{d_B} , the more vulnerable the network. So the results illustrate the order of vulnerability $GH > AP > PPI > BA > EI > ER$, and the robustness of networks correspond to the inverse order.

Table 1: General characteristics of several complex networks. For each network we list the number of nodes N , the average degree $\langle k \rangle$, the fractal dimension d_B , and the vulnerability V_{d_B} obtained by the proposed method. ER, BA, AP, EI, PPI and GH denote the ER network, the BA network, US airport network, network of e-mail interchanges, protein-protein interaction network and the German highway system.

network	N	$\langle k \rangle$	d_B	V_{d_B}
ER	1500	6	3.711	0.0011
BA	1500	4.8	2.05	0.0014
AP	500	11.9	4.048	0.0079
EI	1134	9.6	4.235	0.0013
PPI	2375	9.8	4.486	0.0037
GH	1168	2.1	1.34	0.0184

4. Comparison and Discussion

In this section, to testify the correctness of the results obtained by the proposed method, three other methods presented in section 2 are applied to these networks to calculate the vulnerability, that is, the average inverse geodesic length l^{-1} , the largest component size LCS and the normalized average edge betweenness $b_{nor}(G)$. All three methods can reflect static topological properties of networks, in order to get the vulnerability reflecting the

dynamical overall characteristics of networks, we apply the RB attack strategy [6] to networks when calculating them. RB attack strategy means that one should remove the node which has the highest betweenness value and recalculate the betweenness at every vertices-removing step. In this paper, l^{-1} , LCS , $b_{nor}(G)$ are computed after 1% of vertices are removed. Table 2 shows the results.

Table 2: The normalized average inverse geodesic length $\widetilde{l^{-1}}$, normalized largest component size \widetilde{LCS} and the average edge betweenness $b_{nor}(G)$ is computed after 1% of vertices are removed. All of them are normalized by the values of the initial networks.

network	V_{dB}	$\widetilde{l^{-1}}$	\widetilde{LCS}	$b_{nor}(G)$
ER	0.0011	0.9788	0.9886	0.0666
BA	0.0014	0.8152	0.9613	0.4874
AP	0.0079	0.6259	0.746	-0.3563
EI	0.0013	0.9466	0.9841	0.1490
PPI	0.0037	0.7681	0.9175	0.0912
GH	0.0184	0.5119	0.9144	0.7644

All the methods can give a rank about the vulnerability of these networks. The $\widetilde{l^{-1}}$ gives a order $ER > EI > BA > PPI > AP > GH$ about the robustness, and a robustness order $ER > EI > BA > PPI > GH > AP$ judging from \widetilde{LCS} , whereas $b_{nor}(G)$ ranks $GH > BA > EI > PPI > ER > AP$ in point of vulnerability. One can see that, The German highway system has the largest vulnerability and for all the methods. The proposed method and the $\widetilde{l^{-1}}$ shows a completely identical order. So the proposed method is an effect way to quantify the network vulnerability.

In a addition, the multi-scale model to calculate vulnerability proposed by Boccaletti *et.al* are applied to these networks. A comparison of the proposed method and Boccaletti *et.al* 's are illustrated in Table 3 and Fig. 4. As mentioned in section 2, we should firstly compute $b_1(G)$ to judge if $p = 1$ can distinguish these networks. Through computing, we found that $b_1(BA) = b_1(AP) = 0.001$, which mean that the coefficient p should be recalculated according to the relative function (Eq. 4). When the relative function has a maximal value, p is obtained. We get $p = 12$ for BA and AP networks, $b_p(BA) = 0.0035$, $b_p(AP) = 0.0234$. Boccaletti *et.al* 's method gives a order $PPI > EI > ER > BA > GH > AP$ about the robustness.

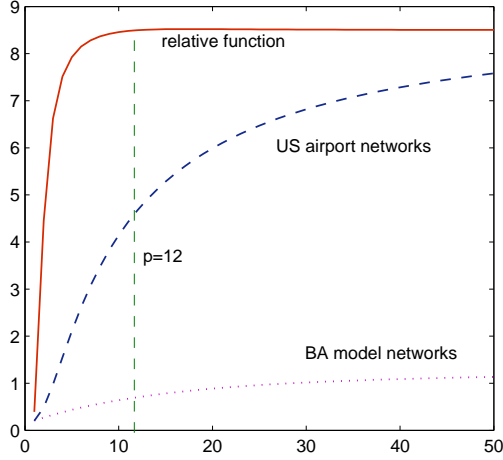


Figure 4: b_p for Barabási-Albert(BA) model of scale-free networks (dot line) and US airport networks (dash line) as functions of $1 \leq p \leq \infty$. $10(b_p(AP) - b_p(BA))/b_p(AP)$ (solid line) as a relative function of $1 \leq p \leq \infty$ has a unique maximum at $p = 12$

It's absolute that, the coefficient p obtained by Boccaletti *et.al*'s method is lack of physical meaning. Comparing rank orders obtained by these method, it's easy to found that the proposed method gives a more reasonable order and a more effective evaluation.

Table 3: Some hypothetical scenarios to demonstrate the comparison of two methods.

network	$p(d_B)$ of the proposed method	V_{dB}	$b_1(G)$	p of Boccaletti <i>et.al</i> 's method	$b_p(G)$
ER	3.711	0.0011	$9.3909e^{-004}$	1	$9.3909e^{-004}$
BA	2.05	0.0014	0.001	12	0.0035
AP	4.048	0.0079	0.001	12	0.0234
EI	4.235	0.0013	$6.6037e^{-004}$	1	$6.6037e^{-004}$
PPI	4.486	0.0037	$4.3581e^{-004}$	1	$4.3581e^{-004}$
GH	1.34	0.0184	0.0156	1	0.0156

5. Conclusions

The coefficient p used in the multi-scale model plays an important role in the vulnerability evaluation. How to determine the coefficient is still an open issue. The existing method is complex and lack of physical significance. To address this issue, an improved vulnerability index is proposed based on the fractal dimension of complex networks. The fractal dimension is one of the fundamental properties of complex networks, which can not only characterize the physical properties of networks, but also reflect the covering ability of networks. As a result, the new model has more meaning in physical

aspect compared with existing methods. The numerical examples and real applications are used to illustrate the efficiency of our proposed method.

Acknowledgments

The work is partially supported by National Natural Science Foundation of China (Grant No. 61174022), R& D Program of China (2012BAH07B01), National High Technology Research and Development Program of China (863 Program) (Grant No. 2013AA013801).

References

- [1] H.-J. Kim, Analysis of a complex network of physics concepts, *Modern Physics Letters B* 26 (28).
- [2] J. Wang, H. Yang, Complex network-based analysis of air temperature data in china, *Modern Physics Letters B* 23 (14) (2009) 1781–1789.
- [3] Q. Tang, J. Zhao, T. Hu, Detecting chaos time series via complex network feature, *Modern Physics Letters B* 25 (23) (2011) 1889–1896.
- [4] X. Qi, Z.-G. Shao, J. Qi, L. Yang, Efficiency dynamics on scale-free networks with communities, *Modern Physics Letters B* 24 (14) (2010) 1549–1557.
- [5] H. Zhang, X. Lan, D. Wei, S. Mahadevan, Y. Deng, Self-similarity in complex networks: from the view of the hub repulsion, *Modern Physics Letters B* 27 (28).

- [6] P. Holme, B. J. Kim, C. N. Yoon, S. K. Han, Attack vulnerability of complex networks, *Physical Review E* 65 (5) (2002) 056109.
- [7] M. A. S. Monfared, M. Jalili, Z. Alipour, Topology and vulnerability of the iranian power grid, *Physica A - (-)* (2014) -. doi:10.1016/j.physa.2014.03.031.
- [8] Å. J. Holmgren, Using graph models to analyze the vulnerability of electric power networks, *Risk analysis* 26 (4) (2006) 955–969.
- [9] S. Boccaletti, J. Buldú, R. Criado, J. Flores, V. Latora, J. Pello, M. Romance, Multiscale vulnerability of complex networks, *Chaos: An Interdisciplinary Journal of Nonlinear Science* 17 (4) (2007) 043110–043110.
- [10] J. Zhang, X. Xu, L. Hong, S. Wang, Q. Fei, Attack vulnerability of self-organizing networks, *Safety science* 50 (3) (2012) 443–447.
- [11] S. Wang, L. Hong, M. Ouyang, J. Zhang, X. Chen, Vulnerability analysis of interdependent infrastructure systems under edge attack strategies, *Safety science* 51 (1) (2013) 328–337.
- [12] X. Zhang, Z. Zhang, Y. Zhang, D. Wei, Y. Deng, Route selection for emergency logistics management: A bio-inspired algorithm, *Safety Science* 54 (2013) 87–91.
- [13] I. Mishkovski, M. Biey, L. Kocarev, Vulnerability of complex networks, *Communications in Nonlinear Science and Numerical Simulation* 16 (1) (2011) 341–349.

- [14] M. Ouyang, Z. Pan, L. Hong, L. Zhao, Correlation analysis of different vulnerability metrics on power grids, *Physica A: Statistical Mechanics and its Applications* 396 (2014) 204–211.
- [15] R. Albert, I. Albert, G. L. Nakarado, Structural vulnerability of the north american power grid, *Physical review E* 69 (2) (2004) 025103.
- [16] R. Albert, A.-L. Barabási, Statistical mechanics of complex networks, *Reviews of modern physics* 74 (1) (2002) 47.
- [17] A. E. Motter, Y.-C. Lai, Cascade-based attacks on complex networks, *Physical Review E* 66 (6) (2002) 065102.
- [18] P. Crucitti, V. Latora, M. Marchiori, Model for cascading failures in complex networks, *Physical Review E* 69 (4) (2004) 045104.
- [19] J.-W. Wang, L.-L. Rong, Cascade-based attack vulnerability on the us power grid, *Safety Science* 47 (10) (2009) 1332–1336.
- [20] J. Wang, Robustness of complex networks with the local protection strategy against cascading failures, *Safety Science* 53 (2013) 219–225.
- [21] J.-W. Wang, L.-L. Rong, Vulnerability of effective attack on edges in scale-free networks due to cascading failures, *International Journal of Modern Physics C* 20 (08) (2009) 1291–1298.
- [22] J. Wang, C. Jiang, J. Qian, Improving robustness of coupled networks against cascading failures, *International Journal of Modern Physics C* 24 (11).

- [23] J.-W. Wang, L.-L. Rong, Robustness of the western united states power grid under edge attack strategies due to cascading failures, *Safety science* 49 (6) (2011) 807–812.
- [24] L. Daqing, K. Kosmidis, A. Bunde, S. Havlin, Dimension of spatially embedded networks, *Nature Physics* 7 (6) (2011) 481–484.
- [25] O. Shanker, Graph zeta function and dimension of complex network, *Modern Physics Letters B* 21 (11) (2007) 639–644.
- [26] D. Wei, B. Wei, Y. Hu, H. Zhang, Y. Deng, A new information dimension of complex networks, *Physics Letters A* (2013) doi:10.1016/j.physleta.2014.02.010.
- [27] C. Song, S. Havlin, H. A. Makse, Self-similarity of complex networks, *Nature* 433 (7024) (2005) 392–395.
- [28] C. Song, L. K. Gallos, S. Havlin, H. A. Makse, How to calculate the fractal dimension of a complex network: the box covering algorithm, *Journal of Statistical Mechanics: Theory and Experiment* 2007 (03) (2007) P03006.
- [29] D. Wei, Q. Liu, H. Zhang, Y. Hu, Y. Deng, S. Mahadevan, Box-covering algorithm for fractal dimension of weighted networks, *Scientific reports* 3 (2013) doi:10.1038/srep03049.
- [30] O. Shanker, Algorithms for fractal dimension calculation, *Modern Physics Letters B* 22 (07) (2008) 459–466.

- [31] P. Erdos, A. Rényi, {On the evolution of random graphs}, Publ. Math. Inst. Hung. Acad. Sci 5 (1960) 17–61.
- [32] A.-L. Barabási, R. Albert, Emergence of scaling in random networks, science 286 (5439) (1999) 509–512.
- [33] V. Colizza, R. Pastor-Satorras, A. Vespignani, Reaction–diffusion processes and metapopulation models in heterogeneous networks, Nature Physics 3 (4) (2007) 276–282.
- [34] R. Guimera, L. Danon, A. Diaz-Guilera, F. Giralt, A. Arenas, Physical Review E 68 (3) (2003) 065103.
- [35] [http : //www.linkprediction.org/index.php/link/resource/data](http://www.linkprediction.org/index.php/link/resource/data).
- [36] M. Kaiser, C. C. Hilgetag, Spatial growth of real-world networks, Physical Review E 69 (3) (2004) 036103.