

DISCUSSION: “A SIGNIFICANCE TEST FOR THE LASSO”¹

BY JINCHI LV AND ZEMIN ZHENG

University of Southern California

Professors Lockhart, Taylor, Tibshirani and Tibshirani are to be congratulated for their innovative and valuable contribution to the important and timely problem of testing the significance of covariates for the Lasso. Since the invention of the Lasso in Tibshirani (1996) for variable selection, there has been a huge growing literature devoted to its theory and implementation, its extensions to various model settings and different variants and developing more general regularization methods. Most of existing studies have focused on the prediction, estimation and variable selection properties ranging from consistency in prediction and estimation to consistency in model selection in terms of recovery of the true underlying sparse model. The problem of deriving the asymptotic distributions for regularized estimators, as the global or computable solutions, in high dimensions is relatively less well studied.

How to develop efficient significance testing procedures for the regularization methods is particularly important since in real applications one would like to assess the significance of selected covariates with their p -values. Such p -values are also crucial for multiple comparisons in testing the significance of a large number of covariates simultaneously. In contrast to the use of some resampling or data splitting techniques for evaluating the significance, in the present paper Lockhart, Taylor, Tibshirani and Tibshirani propose a novel powerful yet simple covariance test statistic T_k for testing the significance of the covariate X_j that enters the model at the k th step of the piecewise linear Lasso solution path in the linear regression model setting. Such a test statistic is shown to have an exact $\text{Exp}(1)$ asymptotic null distribution in the case of orthonormal design matrix and the case of $k = 1$ (i.e., the global null with zero true regression coefficient vector) for general design matrix. In the general case, the $\text{Exp}(1)$ distribution provides a conservative asymptotic null distribution. The significance test for the Lasso proposed in the paper is elegant thanks to its simplicity and theoretical guarantees in high dimensions.

Received December 2013.

¹Supported by NSF CAREER Award DMS-09-55316.

<p>This is an electronic reprint of the original article published by the Institute of Mathematical Statistics in <i>The Annals of Statistics</i>, 2014, Vol. 42, No. 2, 493–500. This reprint differs from the original in pagination and typographic detail.</p>
--

We appreciate the opportunity to comment on several aspects of this paper. In particular, our discussion will focus on four issues: (1) alternative test statistics, (2) the event B and generalized irrerepresentable conditions, (3) model misspecification, and (4) more general regularization methods.

1. Alternative test statistics. The covariance test statistic T_k associated with covariate X_j is defined as the covariance between the response vector y and the net contribution of covariate X_j toward the mean vector $X\beta$ at the $(k+1)$ th step of the Lasso solution path with regularization parameter $\lambda = \lambda_{k+1}$, scaled by the inverse of the error variance σ^2 . Since the Lasso solution is gauged by the regularization parameter λ , a key ingredient in the definition of T_k is a refitting of the Lasso on the previous support at the k th step right before the inclusion of covariate X_j with the reduced regularization parameter $\lambda = \lambda_{k+1}$. This alignment of the regularization parameter yields a more accurate account of the contribution of covariate X_j conditional on previously selected covariates before the next step occurs (either an addition or a deletion of a covariate).

In view of the geometrical representation of the Lasso solution path, the choice of a common regularization parameter amounts to that of a common correlation in magnitude between selected covariates and the residual vector, provided that all covariate vectors are aligned to a common scale. In this sense, the covariance test statistic T_k bears some similarity to the conventional chi-squared test statistic, in terms of the reduction of the residual sum of squares, for evaluating the significance of the contribution of a newly added covariate. A main difference is that the above correlation is constrained as a fixed number zero in the latter, while it is adaptively determined at the $(k+1)$ th step in the Lasso.

From the estimation point of view, it seems appealing to impose a smaller regularization to reduce the bias issue incurred by shrinkage. The bias issue can also affect the significance of relatively weak covariates. Therefore, a natural extension of the covariance test statistic T_k can be

$$(1) \quad T_{k,c} = (\langle y, X\hat{\beta}(c\lambda_{k+1}) \rangle - \langle y, X_A\tilde{\beta}_A(c\lambda_{k+1}) \rangle) / \sigma^2$$

for some constant $0 \leq c \leq 1$, where $\hat{\beta}(c\lambda_{k+1})$ and $\tilde{\beta}_A(c\lambda_{k+1})$ are the Lasso estimators with regularization parameter $c\lambda_{k+1}$ constrained on sets of covariates $A \cup \{j\}$ and A , respectively. Clearly, $T_{k,c}$ with $c = 1$ reduces to T_k . An interesting question is whether a suitable choice of the constant c may lead to an exact $\text{Exp}(1)$ asymptotic null distribution for the test statistic $T_{k,c}$ in the case of general design matrix, as opposed to a conservative exponential limit for T_k .

The significance test with the covariance test statistic T_k is a sequential procedure which evaluates the significance of any newly selected covariate in the current Lasso model. It would also be appealing to test the significance

of each active covariate X_ℓ conditional on the set of all remaining active covariates $A_\ell = (A \cup \{j\}) \setminus \{\ell\}$, since some previously significant covariates may no longer be significant as new covariates enter the model. A natural procedure seems to be applying the covariance test statistic T_k or $T_{k,c}$ to each covariate X_ℓ with set A replaced by A_ℓ . This may also be used to test the significance of covariates in a general Lasso model given by a prespecified regularization parameter λ .

2. The event B and generalized irrepresentable conditions. There seem to be two key conditions for establishing the conservative exponential limit for the covariance test statistic T_k in the case of general design matrix: the event B and generalized irrepresentable conditions. It would be appealing to verify whether these conditions hold for a given design matrix. The event B condition assumes that there exist an integer $k_0 \geq 0$ and a fixed set A_0 of covariates containing the set $A^* = \text{supp}(\beta^*)$ of all true active covariates such that with asymptotic probability one, the Lasso model A at step k_0 of the Lasso solution path is identical to A_0 . In other words, this condition requires the sure screening property to hold for the Lasso.

To provide some insights into the event B condition, let us consider the setting of linear regression model

$$(2) \quad y = X\beta^* + \varepsilon$$

as in Lv and Fan (2009). Set $p = 1000$ with true regression coefficient vector $\beta^* = (1, -0.5, 0.7, -1.2, -0.9, 0.3, 0.55, 0, \dots, 0)^T$, sample the rows of the design matrix X as i.i.d. copies from $N(0, \Sigma)$ with $\Sigma = (0.5^{|i-j|})_{i,j=1,\dots,p}$, and generate error vector ε independently from $N(0, \sigma^2 I_n)$ with $\sigma = 0.15$ or 0.3 . Note that the minimum signal strength is the same as or twice the error standard deviation. We generated 200 data sets from this model with sample size n ranging from 80 to 120 and applied the Lasso with the LARS algorithm [Efron et al. (2004)] to generate the solution path. Figure 1 depicts the sure screening probability curves as a function of sparse model size for Lasso with different sample size and error level. The sure screening probability provides an upper bound on the probability of event B . We see that both the signal strength (in terms of the sample size and error level) and sparse model size are crucial for the sure screening property of the Lasso estimator. As the sparse model size and sample size become larger, the Lasso can have significant sure screening probability. Such a probability can drop as the noise level increases. It would be interesting to provide some theoretical understandings on the impacts of these factors on both sure screening probability and the probability of event B for Lasso.

The generalized irrepresentable condition introduced in the paper extends the irrepresentable condition [Zhao and Yu (2006)] for characterizing the model selection consistency of the Lasso, which means that the true underlying sparse model A^* is exactly recovered with asymptotic probability

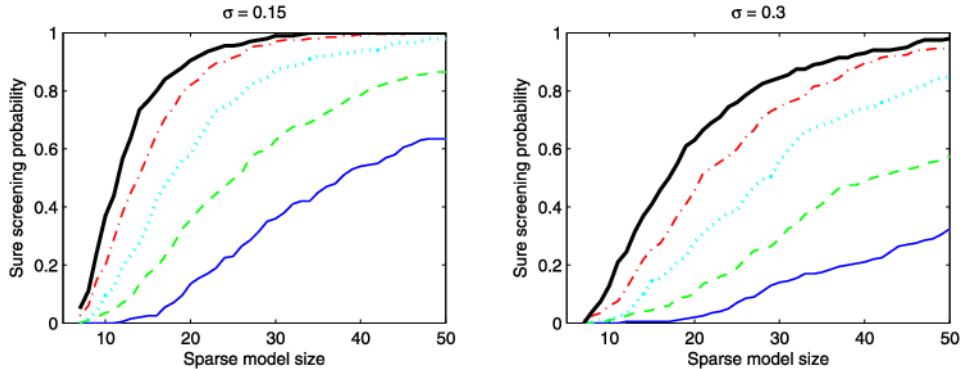


FIG. 1. Sure screening probability curves as a function of sparse model size for Lasso with $n = 80$ (thin solid), 90 (dashed), 100 (dotted), 110 (dash-dot) and 120 (thick solid). Left panel for $\sigma = 0.15$ and right panel for $\sigma = 0.3$.

one. It involves the fixed set $A_0 \supset A^*$ introduced in the event B condition. Intuitively, this condition puts some constraint on the correlation between the noise covariates and true ones. See, for example, Lv and Fan (2009) and Fan and Lv (2011), for examples, and more discussions on these types of conditions for characterizing the model selection consistency of a wide class of regularization methods including Lasso.

3. Model misspecification. The event B condition makes an implicit assumption on the minimum signal strength. It would be interesting to investigate the more general case of strong and weak covariates, in which some covariates may have relatively weak contributions to the response. In such a case, the true underlying sparse model may no longer be contained somewhere on the solution path given by a regularization method. In other words, the true model may not be included in the sequence of sparse candidate models, leading to model misspecification. Apart from missing some true covariates, model misspecification can generally occur when one misspecifies the family of distributions. Since model misspecification is unavoidable in practice, it would be helpful to understand its impact on statistical inference. For example, Lv and Liu (2014) recently revealed that the covariance contrast matrix between the covariance structures in the misspecified model and in the true model plays a pivotal role in characterizing the impact of model misspecification on the problem of model selection. It would be interesting to study the effects of model misspecification in the context of significance testing.

4. More general regularization methods. A key ingredient that makes the covariance test statistic T_k admit the nice $\text{Exp}(1)$ asymptotic null distribution is the shrinkage effect induced by the L_1 -penalty in Lasso which offsets the inflated stochastic variability due to the adaptivity in variable

selection. Many other regularization methods, including concave ones such as the SCAD [Fan and Li (2001)], MCP [Zhang (2010)] and SICA [Lv and Fan (2009)], have been proposed for variable selection. A natural and important question is whether a similar test statistic can be constructed for testing the significance of covariates for the class of concave regularization methods. Since these methods are generally nonconvex, it would be crucial to study the regularized estimate as the global or computable solution. Consider a fixed regularization parameter λ associated with a penalty function $p_\lambda(t)$ defined on $[0, \infty)$. One possible test statistic is to extend T_k or $T_{k,c}$ by replacing the constrained Lasso estimators with the corresponding constrained regularized estimators with the same regularization parameter. An interesting open question is whether such a generalized covariance test statistic would have a similar asymptotic null distribution as for Lasso or a different asymptotic limit may appear.

To gain some insights into these questions, let us consider a natural extension of the Lasso, the combined L_1 and concave regularization method introduced in Fan and Lv (2014) and defined as the following regularization problem:

$$(3) \quad \min_{\beta \in \mathbb{R}^p} \{(2n)^{-1} \|y - X\beta\|_2^2 + \lambda_0 \|\beta\|_1 + \|p_\lambda(\beta)\|_1\},$$

where $\lambda_0 = \tilde{c}\{(\log p)/n\}^{1/2}$ for some positive constant \tilde{c} , $p_\lambda(\beta)$ is a compact notation denoting $p_\lambda(|\beta|) = (p_\lambda(|\beta_1|), \dots, p_\lambda(|\beta_p|))^T$ with $|\beta| = (|\beta_1|, \dots, |\beta_p|)^T$, and $p_\lambda(t)$, $t \in [0, \infty)$, is a penalty function indexed by the regularization parameter $\lambda \geq 0$. This approach combines the strengths of both Lasso and concave methods in prediction and variable selection and has enhanced stability compared with using concave methods alone. They proved that under mild regularity conditions, the global and computable solutions can enjoy oracle inequalities under various prediction and estimation losses in parallel to those in Bickel, Ritov and Tsybakov (2009) established for Lasso and Dantzig selector [Candes and Tao (2007)], but with improved sparsity. In particular, the combined regularization method admits an explicit bound on the false sign rate, which can be asymptotically vanishing.

Consider the same example as in Section 2, with $n = 100$ and $\sigma = 0.3$, and use the SICA penalty $p_\lambda(t) = \lambda(a+1)t/(a+t)$, $t \in [0, \infty)$, with a small shape parameter a for the concave component. For each data set, we applied the combined L_1 and SICA method to generate a sequence of sparse candidate models with positive constant $\tilde{c} = c_0\sigma$ and c_0 chosen to be 0.1, 0.25 and 0.6. With tighter control of the false sign rate, the sure screening property can hold for this method with smaller sparse model size. Since the true underlying sparse model has seven variables, we are interested in testing the significance of the eighth covariate to enter the model. To this end, we used the generalized covariance test statistics T_k and $T_{k,c}$ (with a slight abuse

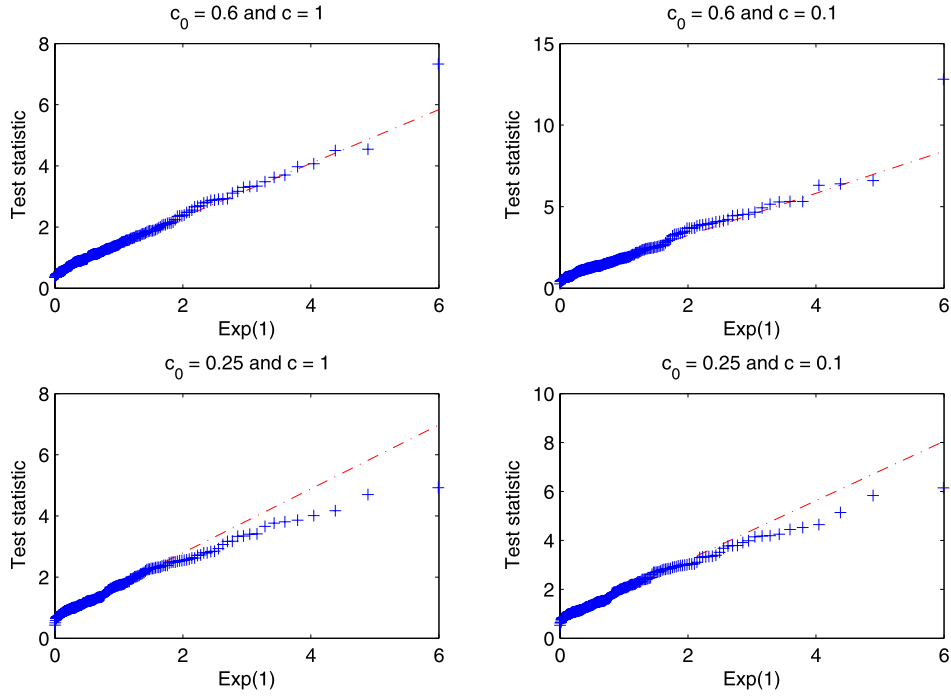


FIG. 2. Quantile–quantile plots of the covariance test statistic $T_{k,c}$ with $c = 1$ and 0.1 versus the $\text{Exp}(1)$ distribution for the combined L_1 and concave regularization with $c_0 = 0.6$ and 0.25 , respectively.

of notation) as suggested before, where $T_{k,c}$ with $c = 1$ reduces to T_k and both $c\lambda_0$ and $c\lambda$ are used in place of λ_0 and λ in the constrained refittings for $T_{k,c}$. The cases of $c = 1$ and 0.1 were considered.

Figures 2 and 3 compare the distributions of the generalized covariance test statistic $T_{k,c}$ with the $\text{Exp}(1)$ distribution or chi-squared distribution with 1 df over different combinations of c_0 and c . Note that as c_0 increases, the combined regularization becomes closer to the Lasso, which is reflected in Figure 2. The top panel of Figure 2 for the case of $c_0 = 0.6$ shows that $\text{Exp}(1)$ fits the distributions of $T_{k,c}$ well and the bottom panel for the case of $c_0 = 0.25$ suggests that $\text{Exp}(1)$ is a conservative fit. It is interesting to observe that the choice of $c = 0.1$ seems to make the distribution of $T_{k,c}$ closer to the $\text{Exp}(1)$ distribution compared to that of $c = 1$ in the latter. In the case of $c_0 = 0.1$, the combined regularization becomes closer to concave regularization. We observe an interesting transition phenomenon for the distribution of the generalized covariance test statistic $T_{k,c}$. As demonstrated in Figure 3, it is now more light-tailed than the $\text{Exp}(1)$ distribution and interestingly the chi-squared distribution with 1 df provides a nice fit. It would be interesting to provide theoretical understandings on such a phenomenon.

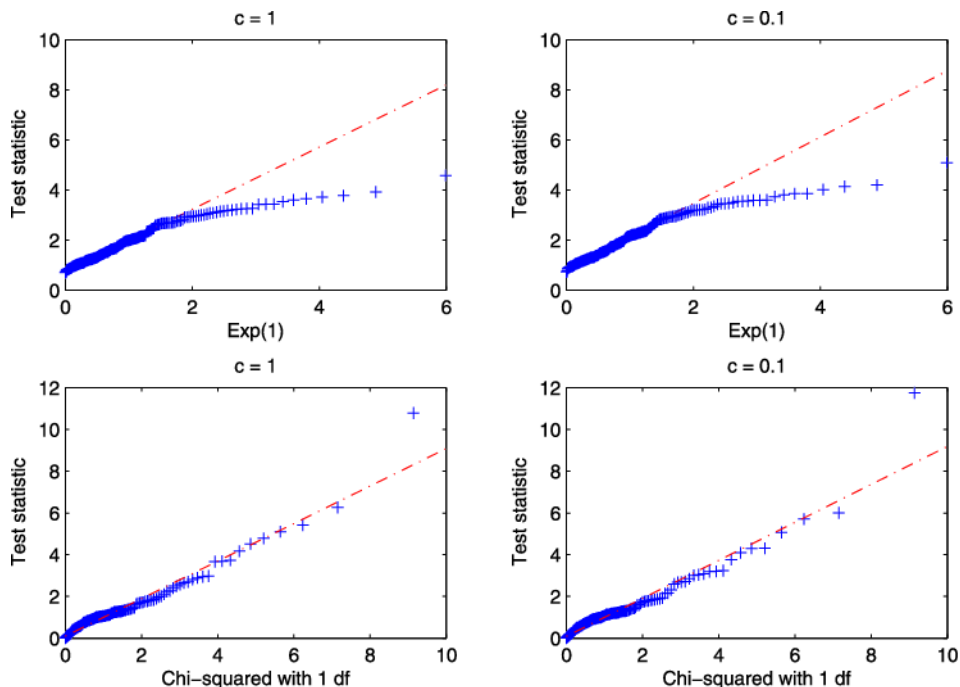


FIG. 3. Quantile-quantile plots of the covariance test statistic $T_{k,c}$ with $c = 1$ and 0.1 for the combined L_1 and concave regularization with $c_0 = 0.1$. Top panel is versus the $\text{Exp}(1)$ distribution and bottom panel is versus the chi-squared distribution with 1 df.

5. Concluding remarks. The covariance test statistic proposed in this paper provides a new general framework for testing the significance of covariates for the Lasso and related sparse modeling methods in high dimensions. There are many interesting and important questions that remain to be answered in high-dimensional inference. This paper initiates a new area and will definitely stimulate new ideas and developments in the future. We thank the authors for their clear and imaginative work.

Acknowledgment. We sincerely thank the Co-Editor, Professor Peter Hall, for his kind invitation to comment on this discussion paper.

REFERENCES

- BICKEL, P. J., RITOV, Y. and TSYBAKOV, A. B. (2009). Simultaneous analysis of lasso and Dantzig selector. *Ann. Statist.* **37** 1705–1732. [MR2533469](#)
- CANDES, E. and TAO, T. (2007). The Dantzig selector: Statistical estimation when p is much larger than n . *Ann. Statist.* **35** 2313–2351. [MR2382644](#)
- EFRON, B., HASTIE, T., JOHNSTONE, I. and TIBSHIRANI, R. (2004). Least angle regression. *Ann. Statist.* **32** 407–499. [MR2060166](#)

- FAN, J. and LI, R. (2001). Variable selection via nonconcave penalized likelihood and its oracle properties. *J. Amer. Statist. Assoc.* **96** 1348–1360. [MR1946581](#)
- FAN, J. and LV, J. (2011). Nonconcave penalized likelihood with NP-dimensionality. *IEEE Trans. Inform. Theory* **57** 5467–5484. [MR2849368](#)
- FAN, Y. and LV, J. (2014). Asymptotic properties for combined L_1 and concave regularization. *Biometrika* **101** 57–70.
- LV, J. and FAN, Y. (2009). A unified approach to model selection and sparse recovery using regularized least squares. *Ann. Statist.* **37** 3498–3528. [MR2549567](#)
- LV, J. and LIU, J. S. (2014). Model selection principles in misspecified models. *J. R. Stat. Soc. Ser. B Stat. Methodol.* **76** 141–167.
- TIBSHIRANI, R. (1996). Regression shrinkage and selection via the lasso. *J. R. Stat. Soc. Ser. B Stat. Methodol.* **58** 267–288. [MR1379242](#)
- ZHANG, C.-H. (2010). Nearly unbiased variable selection under minimax concave penalty. *Ann. Statist.* **38** 894–942. [MR2604701](#)
- ZHAO, P. and YU, B. (2006). On model selection consistency of Lasso. *J. Mach. Learn. Res.* **7** 2541–2563. [MR2274449](#)

DATA SCIENCES AND OPERATIONS DEPARTMENT
MARSHALL SCHOOL OF BUSINESS
UNIVERSITY OF SOUTHERN CALIFORNIA
LOS ANGELES, CALIFORNIA 90089
USA
E-MAIL: jinchilv@marshall.usc.edu

DEPARTMENT OF MATHEMATICS
UNIVERSITY OF SOUTHERN CALIFORNIA
LOS ANGELES, CALIFORNIA 90089
USA
E-MAIL: zeminzhe@usc.edu