

Approximating Metal-Insulator Transitions

Carlo Danieli,¹ Kristian Rayanov,¹ Boris Pavlov,² Gaven Martin,² and Sergej Flach¹

¹*New Zealand Institute for Advanced Study, Centre for Theoretical Chemistry and Physics, Massey University, Auckland, New Zealand*

²*New Zealand Institute for Advanced Study, Massey University, Auckland, New Zealand*

(Dated: September 19, 2018)

We consider quantum wave propagation in one-dimensional quasiperiodic lattices. We propose an iterative construction of quasiperiodic potentials from sequences of potentials with increasing spatial period. At each finite iteration step the eigenstates reflect the properties of the limiting quasiperiodic potential properties up to a controlled maximum system size. We then observe approximate metal-insulator transitions (MIT) at the finite iteration steps. We also report evidence on mobility edges which are at variance to the celebrated Aubry-Andre model. The dynamics near the MIT shows a critical slowing down of the ballistic group velocity in the metallic phase similar to the divergence of the localization length in the insulating phase.

I. INTRODUCTION

Wave localization in random potentials has been intensively studied ever since its prediction by Anderson in 1958 [1]. Notably uncorrelated random potentials in space dimension $d = 1$ will lead to complete localization. Metal-Insulator transitions (MIT) and possible mobility edges (energies separating delocalized (metallic) from localized (insulating) eigenstates) will typically appear in systems with space dimension $d = 3$. Later studies of potentials with correlated disorder have shown that the dimension restriction for an MIT can be lowered to $d = 1$ if there are sufficiently strong correlations in the disorder potential [2].

It came as a surprise that the quasiperiodic potential introduced by Aubry and André (AA) in 1980 allowed an MIT when $d = 1$ [3]. This MIT is tuned by the strength of a $\cos(2\pi\alpha\ell)$ potential whose period $1/\alpha$ is irrational and therefore incommensurate with the lattice spacing $\Delta\ell = 1$. Analytical results were obtained thanks to a duality principle relating states and spectra in direct and Fourier space. This very principle however prevents the appearance of mobility edges (the MIT of the AA model is not dependent on the eigenenergy). Attempts to generalize these results to other quasiperiodic potentials for $d = 1$ showed that the localized regime could be maintained irrespective of the potential strength [4]. Further, Fibonacci sequence based potentials kept the system at the critical point [5, 6], and a mix of two Aubry-André potentials with different periods allowed the appearance of a mobility edge [7]. A recent study of two interacting particles in the Aubry-André model established the appearance of metallic correlated bound states deep in the insulating regime for a single particle [8].

Experimental studies on light propagating through optical waveguide networks [9] and ultracold atomic clouds expanding in optical potentials [10] successfully tested the MIT within the Aubry-André model. The flexibility in the choice of potentials within these studies makes them ideal testing grounds for other quasiperiodic potentials. At the same time these systems have finite size, and

have unavoidable precision limitations on the generated potentials [11]. Desired effects like the MIT or mobility edges are therefore needed only up to that precision, and only to be observable on these length scales.

In this work we present a systematic and constructive way to approximate a quasiperiodic potential by a periodic one. Each approximation is defined both by its period and by the convergence criteria of the amplitude sequence of higher harmonics. This flexibility allows us to obtain a wide variety of quasiperiodic potentials which can be expected to exhibit the above phenomena. In addition the experimentally relevant length scale can be easily taken into account by the corresponding periodic approximation of a quasiperiodic potential.

The paper is structured as follows: in the next section we briefly discuss the Aubry-André model and some less known properties of wave packet spreading. In Section III we introduce the construction principle for the new class of quasiperiodic potentials. In section IV we discuss the main properties of localized and extended states for particular amplitude sequences. Finally we conclude and summarize.

II. AUBRY-ANDRÉ MODEL

Consider the $d = 1$ dimensional discrete Schrödinger operator $H : \ell^2(\mathbb{Z}) \rightarrow \ell^2(\mathbb{Z})$, also known as Aubry-André model, defined by

$$(H\psi)_l := \epsilon_l\psi_l + \psi_{l+1} + \psi_{l-1}, \quad l \in \mathbb{Z}; \quad (1)$$

with quasi-periodic potential

$$\epsilon_l = \lambda \cos(2\pi(\alpha l + \beta)), \quad \alpha \in \mathbb{R} \setminus \mathbb{Q}, \quad (2)$$

with a positive real strength $\lambda > 0$, $\beta \in \mathbb{R}$, and irrational α . Due to the self-dual character at $\lambda = 2$, the model exhibits a transition between a metallic phase for $\lambda \in]0, 2[$ and an insulating phase when $\lambda \in]2, +\infty[$. It is also well-known [3] that, for any given λ in the insulating phase, all normal modes decay exponentially in space as $e^{-l/\xi}$, with

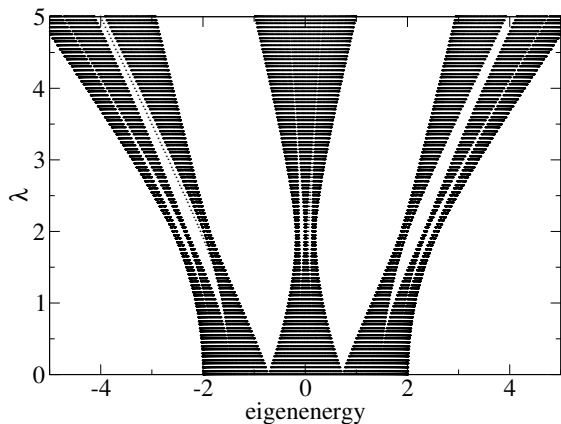


FIG. 1. Spectrum σ_λ of the Aubry-André model when $\alpha = (\sqrt{5} - 1)/2$.

the localisation length $\xi = 1/\ln(\lambda/2)$ being independent of the eigenenergy.

The eigenenergy spectrum $\sigma_\lambda(\alpha, \beta)$ (eg. Fig1) of the Aubry-André model is a fractal set with a self-similar structure which does not depend on β . When $\alpha = (\sqrt{5} - 1)/2$ is the golden mean, it consists of three bands, which again consist of three sub-bands and so forth (Fig. 1). The spectrum has a Cantor set structure for all $\lambda \neq 0$ [12], and its Lebesgue measure [13] can be found analytically by the formula

$$\mu(\sigma_\lambda) = 2|2 - |\lambda||.$$

For $\lambda \in]0, 2[$ (metallic phase), the model has absolutely continuous spectrum [14], while for $\lambda \in]2, +\infty[$ (insulating phase) it is a purely point spectrum [15]. At the critical value $\lambda = 2$, the spectrum is purely singular and continuous, [16]. The spectrum's fractal dimension is 1 for $\lambda \neq 2$, and 0.5 for $\lambda = 2$ [17].

Remarkably, there are much more exact results for the spectral properties of the Aubry-André model as compared to the dynamical properties of wave packet spreading

$$i\dot{\psi}_l = (H\psi)_l \quad (3)$$

where only a few numerical results are known [11, 18].

Consider a single site excitation for a normalized wave function $\sum_l |\psi_l|^2 = 1$. Its evolution in time leads to a time dependent distribution $n_l(t) = |\psi_l(t)|^2$. The dynamics can be characterized by the second moment $m_2 = \sum_l (l - \sum_k kn_k)^2 n_l$. We can distinguish different spreading regimes [11, 18]:

$$m_2 \sim \begin{cases} v_g^2 t^2 & \text{Ballistic Spreading} \\ Dt & \text{Diffusive Spreading} \\ \xi^2 & \text{Localisation} \end{cases},$$

where the coefficients are: the group velocity v_g , the diffusion coefficient D and the localisation length ξ . In particular, spreading is ballistic in the metallic regime $\lambda < 2$ and diffusive at the critical point $\lambda = 2$ [11, 18].

We plot the time evolution of the second moment in Fig.2. We see that, indeed, for $\lambda = 2$ spreading appears

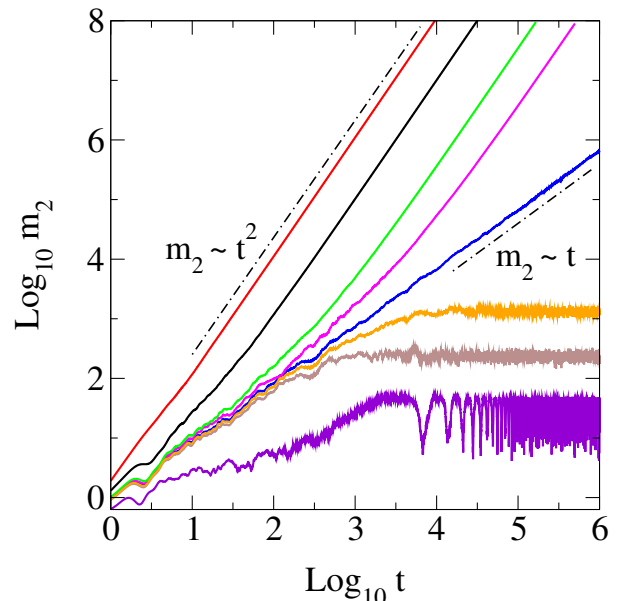


FIG. 2. The second moment m_2 for a single site excitation as a function of time in a log-log plot. From top to bottom: $\lambda = 0.5$ (red), $\lambda = 1.5$ (black), $\lambda = 1.9$ (green), $\lambda = 1.97$ (orange), $\lambda = 2$ (blue), $\lambda = 2.05$ (brown) and $\lambda = 2.5$ (violet). The dashed-dotted lines indicate power laws $m_2 \sim t$ (diffusive) and $m_2 \sim t^2$ (ballistic). Here $\alpha = (\sqrt{5} - 1)/2$ and $\beta = 0$.

to be diffusive, and we can confirm the predicted ballistic asymptotics in the metallic regime and localisation in the insulating regime. However, we also observe a diffusive transient in these regimes, which becomes longer the closer one gets to the critical point. We compute the group velocity v_g which is given by the square root of m_2 up to a constant prefactor, and plot it in Fig.3. We find that it vanishes at the critical point as $v_g \sim (2 - \lambda)^2$.

It remains an intriguing task to explain these spreading regimes in their relation to the Cantor spectrum of the model. This concerns in particular the crossover time τ_λ , the critical exponent for v_g , and the question why spreading into a large but finite localization volume in the insulating regime happens to be diffusive and not ballistic, as for one-dimensional uncorrelated disorder (e.g. [19]). These observations may be rather special features of the highly symmetric Aubry-André model which enjoys duality.

III. CANTOR-LIKE CONSTRUCTIONS OF A CLASS OF QUASIPERIODIC POTENTIALS

We now construct quasiperiodic potentials in a systematic way approximating them by periodic potentials at each iteration step. The standard construction of a 1/3 Cantor set (cut out the middle third of an interval, then repeat with the remaining subintervals ad infinitum)

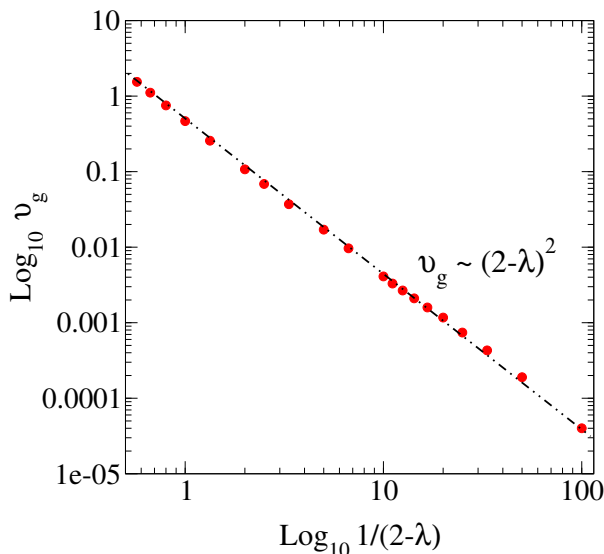


FIG. 3. The dependence of the group velocity v_g on $1/(2-\lambda)$ in the metallic phase in a log-log plot. The symbols are the actual computed values, the dashed line corresponds to the law $v_g \sim (2-\lambda)^2$.

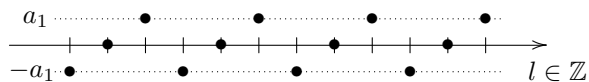
gives a set of measure zero and nonzero Hausdorff dimension $\frac{\log 2}{\log 3}$. Here we modify this procedure for the eigenenergy spectrum effectively by stretching and changing the cutting ratio. This is all achieved by defining sequences of periodic potentials with increasing spatial period. For simplicity we shall start with an example which has a three-band structure (where each band again subdivides into three subbands etc) similar to the golden mean case of the Aubry-André spectrum before we generalize.

A. The scheme

Consider a sequence of discrete periodic functions $E_k(l)$ with $k = 1, 2, 3, \dots$. Each function is periodic with spatial period $L_k = 3^k$: $E_k(l + L_k) = E_k(l)$. The function E_1 is defined for $m \in \mathbb{Z}$ by

$$E_1(l) := \begin{cases} -a_1 & l = 3m \\ 0 & l = 3m + 1 \\ +a_1 & l = 3m + 2 \end{cases}$$

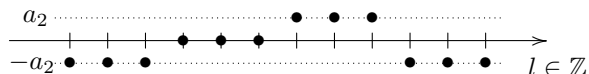
with the following schematic form:



The second function E_2 has period $L_2 = 9$:

$$E_2(l) := \begin{cases} -a_2 & l = 9m + \{0, 1, 2\} \\ 0 & l = 9m + \{3, 4, 5\} \\ +a_2 & l = 9m + \{6, 7, 8\} \end{cases}, \quad m \in \mathbb{Z}$$

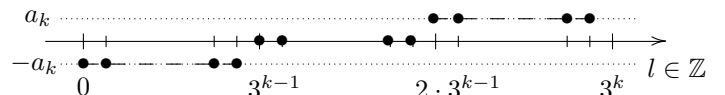
and the schematic form



Higher order functions $E_k(l)$ are defined in a similar way and are characterized by the corresponding amplitude a_k :

$$E_k(l) := \begin{cases} -a_k & \text{if } l = 3^k m + q \\ 0 & \text{if } l = 3^{k-1}(3m+1) + q \\ +a_k & \text{if } l = 3^{k-1}(3m+2) + q \end{cases}, \quad m, q \in \mathbb{Z}$$

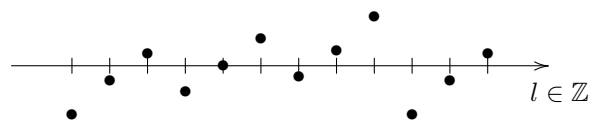
with $0 \leq q \leq 3^{k-1} - 1$, and their schematic form is



Now we consider the superposition of all $E_k(l)$ for all $1 \leq k \leq K$:

$$\epsilon_{l,K} := \lambda \sum_{k=1}^K E_k(l), \quad \forall l \in \mathbb{Z}, \quad (4)$$

where $\lambda > 0$ is again the potential strength parameter. The potential $\epsilon_{l,K}$ is periodic with period L_K . For example, for $K = 2$ we obtain a potential of period $L_2 = 9$: $\epsilon_{l,2} = E_1(l) + E_2(l)$ with the spatial profile



The same construction could be done for sequences of periodic functions $E_k(l)$ with $k = 1, 2, 3, \dots$ of spatial period $L_k = s^k$ with $s \in \mathbb{N}$: $E_k(l + L_k) = E_k(l)$. We can simplify notations by using the definition $[l]_m \equiv l \text{ mod } m$ to arrive at

$$E_k(l) = \left(\left\lfloor \frac{[l]_{s^k}}{s^{k-1}} \right\rfloor - \delta(s) \right) a_k =: \phi_k(l) a_k, \quad \forall l \in \mathbb{Z}.$$

where $\left\lfloor \cdot \right\rfloor$ denotes taking the integer part and

$$\delta(s) := \begin{cases} \lfloor s/2 \rfloor & \text{if } s \text{ odd,} \\ (s-1)/2 & \text{if } s \text{ even.} \end{cases}$$

The final expression for the potential $\epsilon_{l,K}$ is

$$\epsilon_{l,K} := \lambda \sum_{k=1}^K \phi_k(l) a_k, \quad \forall l \in \mathbb{Z}, \quad (5)$$

where $\{a_k\}_{k=1}^K$ is the generating sequence of the potential and $\{\phi_k(l)\}_{k=1}^K$ the partitioning sequence.

In the absence of any potential ϵ the spectrum of the operator (1) is given by one band $\sigma = 2 \cos p$ where p is a Bloch wave number. For $K = 1$ the spectrum splits into three bands which are separated by two gaps. The first step in the above construction therefore cuts two segments out of the one band spectrum. At the next step of the approximation $K = 2$, the spatial period $L_2 = 9$, and the spectrum consists now of 9 bands and 8 gaps. Therefore each of the three bands of the $K = 1$ spectrum is split into three narrower ones, with the new subgaps removing parts of the $K = 1$ bands. At the same time the bands edges may also shift, thus we obtain a Cantor-like iterative construction.

B. The quasiperiodic limit

We now push the iterative construction to its limit by extending (5) to an infinite sum

$$\epsilon_l := \lambda \sum_{k=1}^{+\infty} \phi_k(l) a_k, \quad l \in \mathbb{Z}. \quad (6)$$

The finiteness of this sum depends on the convergence properties of the generating sequence. We make the following definition: a sequence $\{\epsilon_l\}_{l \in \mathbb{Z}}$ is *quasiperiodic* if for every $\delta > 0$, there is $T = T(\delta) > 0$ such that for all $l \in \mathbb{Z}$ we have $|\epsilon_{l+T} - \epsilon_l| < \delta$. We have the following:

Lemma. Let's consider a family $\{\{\epsilon_l^k\}_{l \in \mathbb{Z}}\}_{k=0}^{+\infty}$ of potentials, and suppose that for each k the sequence $\{\epsilon_l^k\}_{l \in \mathbb{Z}}$ is periodic with period L_k and the tails satisfy

$$\lim_{N \rightarrow \infty} \sup_{l \in \mathbb{Z}} \sum_{k=N}^{\infty} \epsilon_l^k = 0.$$

Then the sequence $\{\tilde{\epsilon}_l\}_{l \in \mathbb{Z}}$ defined by the sum

$$\tilde{\epsilon}_l = \sum_{k=0}^{\infty} \epsilon_l^k \quad (7)$$

is quasiperiodic.

The proof is simply to observe that any partial sum $\sum_{k=0}^N \epsilon_l^k$ is periodic with period $T_N := \text{lcm}(L_1, L_2, \dots, L_N)$ (here *lcm* means least common multiple) and that the tail sums $\sum_{k=N}^{\infty} \epsilon_l^k$ are uniformly small, independent of l . So, for a given $\delta > 0$, we choose $N = N(\delta)$ such that

$$\sup_{l \in \mathbb{Z}} \sum_{k=N+1}^{\infty} \epsilon_l^k < \frac{\delta}{2}.$$

It follows that $\forall l \in \mathbb{Z}$ we have

$$\begin{aligned} |\tilde{\epsilon}_{l+T_N} - \tilde{\epsilon}_l| &= \left| \sum_{k=0}^N \epsilon_{l+T_N}^k + \sum_{k=N+1}^{+\infty} \epsilon_{l+T_N}^k \right. \\ &\quad \left. - \sum_{k=0}^N \epsilon_l^k - \sum_{k=N+1}^{+\infty} \epsilon_l^k \right| < 2 \cdot \frac{\delta}{2} = \delta. \end{aligned}$$

As a direct corollary we see that the potential defined by (6) is quasiperiodic.

Thus the above class of quasiperiodic potentials, which is defined by its generating sequence $\{a_k\}_{k=1}^{+\infty}$ and the choice of the integer s of the partitioning sequence $\{\phi_k(l)\}_{k=1}^{+\infty}$, is quasiperiodic and has a self-similar spectrum.

IV. NUMERICAL RESULTS

In this section, we first analyze a particular case A of potentials, defined by the geometric sequence $a_k = \mu^k$

(Model A), for a real value $\mu \in]0, 1[$ and $s = 3$

$$\epsilon_{l,K} := \lambda \sum_{k=1}^K \phi_k(l) \mu^k, \quad \forall l \in \mathbb{Z}. \quad (8)$$

First we consider $\lambda = 1$.

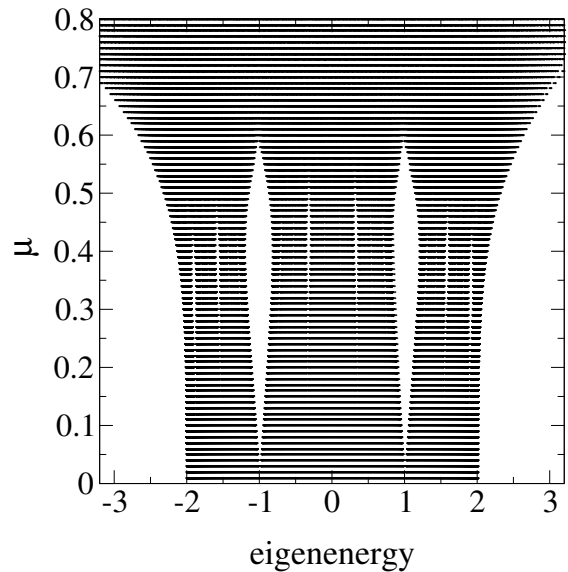


FIG. 4. Model A. The eigenenergy spectrum versus μ . Here $s = 3$, $\lambda = 1$ and $K = 9$.

In Fig. 4 we show how the spectrum changes for different potential strength parameter $\mu \in]0, 1[$. For μ from 0 to 0.5 the width of the spectrum and its sub-band shrinks and then, for $\mu \geq 0.5$ it starts to stretch. A similar effect is seen in the Aubry-André model spectrum around the transition value $\lambda = 2$.

To characterize localization of the corresponding eigenstates, we compute the Participation Number $P = 1/\sum_l |\psi_l|^4$ of each eigenmode $(\psi_l)_{l \in \mathbb{Z}}$ and consider the maximum P_{max} for a given μ .

We find that P_{max}^{-1} drops down to zero around $\mu = 0.5$ irrespective of the used system size (Fig.5). These graphs suggest that at $\mu \leq 1/2$ some eigenstates become extended, and so the insulating regime is lost. Calculations for other $\lambda > 0$ show how this threshold value of the loss of the insulating regime evolves continuously along the set of parameters $(\mu, \lambda) \in]0, 1[\times]0, +\infty[$. The outcome is shown in Fig.6, where the MIT curve limits the red shaded area in which metallic delocalized states appear.

A similar MIT arises for model B with the potential (6) using an algebraic generating sequence $a_k = 1/k^\nu$:

$$\epsilon_{l,K} := \lambda \sum_{k=1}^K \phi_{k,3}(l) \frac{1}{k^\nu}, \quad \forall l \in \mathbb{Z}. \quad (9)$$

for a real value $\nu \in]1, +\infty[$. Its phase diagram is shown in Fig.7.

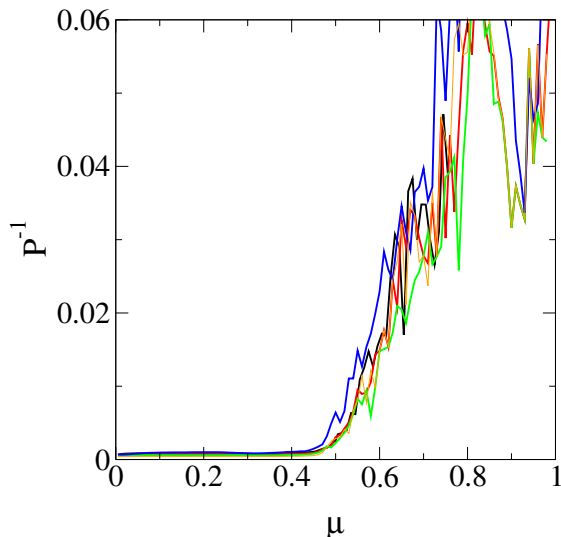


FIG. 5. Model A. Inverse of the largest participation number P_{max} versus μ for $N = 1000, 2000, 3000, 4000, 5000$. Here $s = 3$, $\lambda = 1$ and $K = 9$.

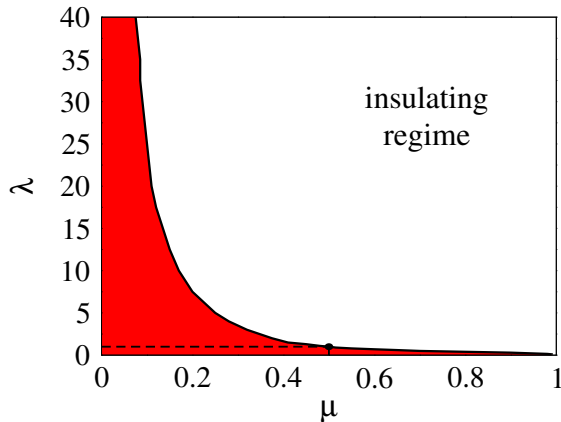


FIG. 6. The phase diagram of model A with potential (8). The red shaded area corresponds to the metallic regime (extended eigenstates exist). Here $s = 3$ and $K = 9$.

Returning to model A, we compute again for $\lambda = 1$ the Participation Number P of eigenstates for different values $\mu \in]0.25, 0.6[$. Now we consider energy intervals which correspond to various sub-bands of the spectrum (see caption in Fig.8). In each of these intervals we choose the largest value of P_{max} and plot its inverse as a function of μ in Fig.8.

We find that the MIT transition values of μ and the sharpness of the transition depend on the chosen energy sub-band. Therefore we observe energy dependent MIT values of μ , i.e. an energy dependent mobility edge Fig.9.

Next we study the dynamics for the model A (similar to the AA case). We compute the time evolution of the second moment m_2 for a single site excitation for different values μ of the generating sequence in the interval $]0, 1[$

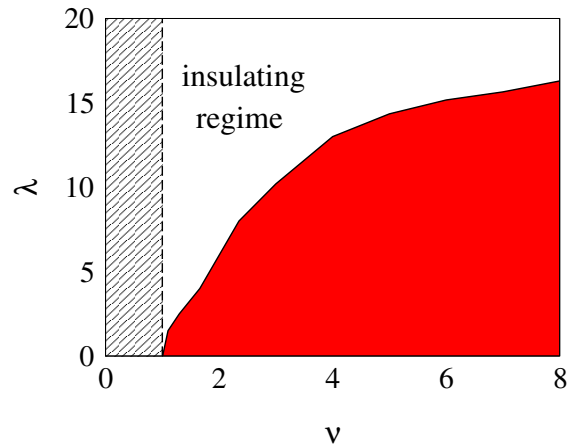


FIG. 7. The phase diagram of model B with potential (9). The red shaded area corresponds to the metallic regime (extended eigenstates exist). Here $s = 3$ and $K = 9$.

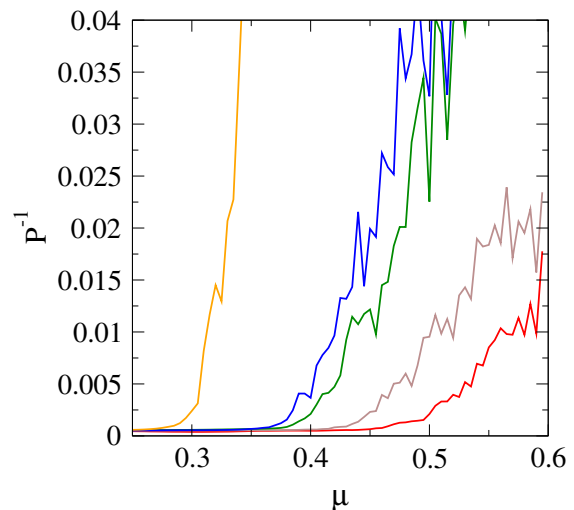


FIG. 8. Model A. Curves of Inverse of the largest Participation Number P_{max} vs $\mu \in]0.25, 0.6[$ for $N = 5000$ for five energy sub-intervals. From bottom to top: $0 < E < 0.31$ (red), $0.31 < E < 1$ (brown), $1 < E < 1.58$ (green), $1.58 < E < 1.92$ (blue), $1.92 < E < 2.5$ (yellow). Here $s = 3$, $\lambda = 1$ and $K = 9$.

(Fig. 10).

We find that the basic properties of the AA model are recovered. For small values (around $\mu \sim 0.05 - 0.1$) the spreading is ballistic. An increase of μ changes the dynamics: an increasingly long transient region of slower spreading is emerging. At $\mu = 0.5$, the long time dynamics is diffusive. For μ closer to 1, the wave dynamics show spreading in a finite volume, which will imply localisation.

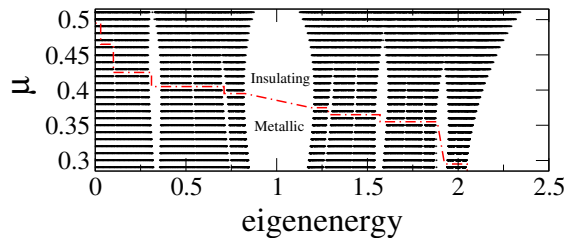


FIG. 9. Model A. A zoom of the eigenenergy spectrum versus μ from Fig. (4). The mobility edge is indicated by the thick dashed red line. Here $s = 3$, $\lambda = 1$ and $K = 9$.

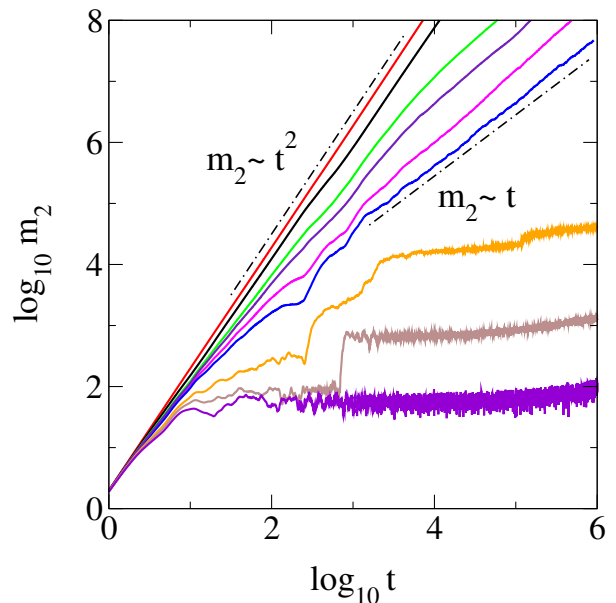


FIG. 10. Model A. The second moment m_2 for a single site excitation as a function of time in a log-log plot. From top to bottom: $\mu = 0.05$ (red), $\mu = 0.29$ (black), $\mu = 0.4$ (green), $\mu = 0.43$ (indaco), $\mu = 0.47$ (magenta), $\mu = 0.5$ (blue), $\mu = 0.6$ (orange), $\mu = 0.65$ (brown) and $\mu = 0.7$ (purple). The dashed-dotted lines indicate power laws $m_2 \sim t$ (diffusive) and $m_2 \sim t^2$ (ballistic). Here $s = 3$, $\lambda = 1$ and $K = 9$.

V. SUMMARY

We obtained an iterative construction of quasiperiodic potentials from sequences of potentials with increasing spatial period. At each finite iteration step the eigenstates reflect the properties of the limiting quasiperiodic potential properties up to a controlled maximum system size. We observe approximate metal-insulator transitions (MIT) at finite iteration steps. We observe mobility edges, at variance to the celebrated Aubry-Andre model. The dynamics near the MIT shows a critical slowing down of the ballistic group velocity in the metallic phase. An important open question concerns the existence of suitable choices of the generating sequence (and even different periodic modulations) so that the model has a duality principle. In particular it would be interesting to find such a special choice which will reobtain the Aubry-Andre case.

Acknowledgments

We thank Xiaoquan Yu and Joshua Bodyfelt for useful discussions.

[1] P. W. Anderson, Phys. Rev. **109**, 1492 (1958).

[2] F. Izrailev and A. A. Krokhin, Phys. Rev. Lett. **82**, 4062 (1999).

- [3] S. Aubry, G. Andre, Ann. Israel Phys. Soc., vol. 3, Hilger, Bristol, 1980, pp. 133-164
- [4] D. R. Grempell, S. Fishman and R. Prange, Phys. Rev. Lett. **49**, 833 (1982).
- [5] M. Kohmoto, L. P. Kadanoff and C. Tang, Phys. Rev. Lett. **50**, 1870 (1983).
- [6] S. Ostlund, R. Pandit, D. Rand, H. J. Schellnhuber and E. D. Siggia, Phys. Rev. Lett. **50**, 1873 (1983).
- [7] Hisachi Hiramoto and Mahito Kohmoto, Phys. Rev. B **40**, 8225 (1989).
- [8] S. Flach, M. Ivanchenko, R. Khomeriki, EPL **98** (2012) 66002
- [9] Y. Lahini, R. Pugatch, F. Pozzi, M. Sorel, R. Morandotti, N. Davidson, and Y. Silberberg, Phys. Rev. Lett. **103**, 013901 (2009).
- [10] G. Roati, C. D. Errico, L. Fallani, M. Fattori, C. Fort, M. Zaccanti, G. Modugno, M. Modugno and M. Inguscio, Nature **453**, 895 (2008).
- [11] M. Larcher, F. Dalfovo and M. Modugno, Phys. Rev. A **80**, 053606 (2009).
- [12] A. Avila, Svetlana Jitomirskaya. Annals of Mathematics **170**, 303 (2009).
- [13] S. Ya. Jitomirskaya, I. V. Krasovsky, Math. Res. Lett. **9**, 413 (2002).
- [14] A. Avila, arXiv:0810.2965 (2008).
- [15] S. Ya. Jitomirskaya, Ann. of Math. **150** 1159 (1999).
- [16] A. Gordon, S. Ya. Jitomirskaya, Y. Last and B. Simon, Acta Math **178**, 169 (1997).
- [17] C. Tang and M. Kohmoto, Phys. Rev. B, **34**, 2041 (1986).
- [18] H. Hiramoto and S. Abe, J. Phys. Soc. Jpn **57**, 1365 (1988).
- [19] K. Rayanov, G. Radons and S. Flach, Phys. Rev. E **88**, 012901 (2013).