

On a Class of Parameters Estimators in Linear Models Dominating the Least Squares one, Based on Compressed Sensing Techniques

Piero Barone, Isabella Lari

Abstract

The estimation of parameters in a linear model is considered under the hypothesis that the noise, with finite second order statistics, can be represented in a given deterministic basis by random coefficients. An extended underdetermined design matrix is then considered and an estimator of the extended parameters is proposed with minimum l_1 norm. It is proved that if the noise variance is larger than a threshold, which depends on the unknown parameters and on the extended design matrix, then the proposed estimator of the original parameters dominates the least-squares estimator in the sense of the mean square error. A small simulation illustrates the behavior of the proposed estimator. Moreover it is shown experimentally that the proposed estimator can be convenient even if the design matrix is not known but only an estimate can be used. Furthermore the noise basis can eventually be used to introduce some prior information in the estimation process. These points are illustrated by simulation by using the proposed estimator for solving a difficult inverse ill-posed problem related to the complex moments of an atomic complex measure.

Index Terms

Linear model, mean square error, biased estimates, noise model, l_1 norm minimization, ill-posed inverse problems

P. Barone is with Istituto per le Applicazioni del Calcolo "M. Picone", C.N.R., Via dei Taurini 19, 00185 Rome, Italy, p.barone@iac.cnr.it, piero.barone@gmail.com

I. Lari is with Dipartimento di Scienze Statistiche, Universita' Sapienza, Piazzale Aldo Moro 5, 00185 Rome, Italy, isabella.lari@uniroma1.it

INTRODUCTION

Linear models are ubiquitous in applied sciences. Parameters estimation methods have been developed since a long time ago. In order to motivate the approach that we are proposing, we make some considerations on parameters estimation in linear models related to our purpose. Denoting random quantities by bold characters, let us consider the model

$$\underline{\mathbf{d}} = V\underline{\xi} + \underline{\epsilon}, \quad V \in \mathcal{C}^{n \times p}, \quad n \geq p, \quad \text{rank}(V) = p, \quad \underline{\xi} \in \mathcal{C}^p \quad (1)$$

where $\underline{\mathbf{d}}$ is an n -variate complex random vector representing the measured data and $\underline{\epsilon}$ is a n -variate zero mean complex random vector with finite second moments representing the measuring error. The design matrix V is assumed to be ill-conditioned w.r. to the inversion i.e. the ratio of its largest to the smallest singular value is large.

In many applications the parameters vector $\underline{\xi}$ to be estimated represents some well defined object about which much a priori information is available. This motivated the introduction of regularization methods which enforces a parameter estimate with expected properties by solving a modified problem e.g. of the form

$$\hat{\underline{\xi}} = \underset{\underline{x}}{\text{argmin}} \left(\|\underline{\mathbf{d}} - V\underline{x}\|^2 + \lambda f(\underline{x}) \right)$$

where $f(\underline{x}) \geq 0$ is a regularization function which represents the prior information and $\lambda > 0$ is an hyperparameter balancing the fit to the data and the prior information. In a stochastic environment the Bayes paradigm implements the same idea in a more general form. Given a prior distribution of the parameters and a likelihood, a function proportional to the posterior is used to get estimators either by solving an optimization problem or simply by sampling from the posterior. This last approach is able to cope with problems of huge dimension (MCMC). The main advantage of the regularization and the Bayesian approaches is to strongly reduce the ill-conditioning of the problem i.e. different realizations of the data produce essentially the same parameters estimate.

However in many cases the regularization approach makes no sense because no specific prior information is available on the parameters. In these cases the classical least squares estimator is

$$\underline{\xi}_{LS} = V^+ \underline{\mathbf{d}} = (V'V)^{-1} V' \underline{\mathbf{d}} \quad (2)$$

where prime denotes transposition and plus denotes generalized inversion. The first and second order statistics of $\underline{\xi}_{LS}$ are

$$E[\underline{\xi}_{LS}] = \underline{\xi}, \quad \text{cov}[\underline{\xi}_{LS}] = V^+ \text{cov}[\underline{\epsilon}] V^{+'}.$$

Therefore the least squares estimator is not distorted and its covariance and mean square error (MSE) reduces to

$$MSE_{LS} = \text{tr}(\text{cov}[\underline{\xi}_{LS}]) = \sigma^2 \text{tr}((V'V)^{-1})$$

when the error is identically distributed with variance σ^2 . Without loss of generality in the following this setup will be assumed. When the design matrix is ill-conditioned MSE_{LS} can be quite large. In many instances this can be a serious problem because of the consequent instability of the estimates. It is therefore reasonable to allow some bias in the estimators in order to reduce their variability measured by the MSE. Several methods are reported in the literature (e.g.[6]) which modify the least-squares estimator according to some criterium. In this work a different approach is pursued with the same aim. The basic observation is that sometimes we are not able to characterize the parameters but we are able to characterize the noise quite well. As an example of this situation we quote the complex exponentials approximation problem [2], [4] where it is well known that under a suitable coordinate transformation the noise clusters around the unit circle in the complex plane, but for some gaps, accordingly to an equilibrium measure induced by a logarithmic potential [1]. Moreover this behavior is quite general (universal) i.e. it does not depend on the specific distribution of the noise [3]. The idea is then to consider a model for the noise

$$\underline{\epsilon} = V_e \underline{\eta}, \quad V_e \in \mathcal{C}^{m \times (m-p)}, \quad m > p \quad (3)$$

where the matrix V_e is assigned on the basis of the assumed information about the noise and $\underline{\eta}$ is a random complex vector of noise-related parameters to be estimated. We can then consider an extended model

$$\underline{\mathbf{d}} = V \underline{\xi} + V_e \underline{\eta} = [V | V_e] [\underline{\xi}' | \underline{\eta}']' = A \underline{\mathbf{x}},$$

$$A \in \mathcal{C}^{m \times m}, \quad n \leq m, \quad \text{rank}(A) \geq p$$

which is underdetermined if $m > n$. We have now a problem similar to a compressed sensing problem ([7], [8]) with the important simplification that we know which are the noise related

components in the extended design matrix A . In order to exploit this similarity we make use of the real isomorph transformation to reformulate the problem in real variables

$$\underline{x} \in \mathcal{C}^r \rightarrow \begin{bmatrix} \Re \underline{x} \\ \Im \underline{x} \end{bmatrix} \in \mathbb{R}^{2r},$$

$$X \in \mathcal{C}^{r \times s} \rightarrow \begin{bmatrix} \Re X & -\Im X \\ \Im X & \Re X \end{bmatrix} \in \mathbb{R}^{2r \times 2s}.$$

Hence in the following only the real case will be discussed but in the last section where we implicitly assume that the real isomorph transformation is used. We can then consider the estimator given by

$$\begin{cases} \hat{\underline{x}} = \operatorname{argmin}_{\underline{x}} \|\underline{x}\|_1 \\ \underline{\mathbf{d}} = A\underline{x} \end{cases} \quad \text{where } \hat{\underline{x}} = \begin{bmatrix} \underline{\xi}_D \\ \hat{\underline{\eta}} \end{bmatrix} \quad (4)$$

and find conditions on $\underline{\xi}$, V_e and σ^2 such that

$$MSE_D = E[\|\underline{\xi} - \underline{\xi}_D\|_2^2] < MSE_{LS}. \quad (5)$$

We notice that, by introducing Lagrange multipliers, the problem above is equivalent to a regularization problem with a special regularization function given by the l_1 norm of the extended unknown vector. In section one an explicit form of the estimator is provided. In section two conditions on $\underline{\xi}$, V_e and σ^2 are derived. In section three a small simulation related to the difficult problem of complex exponential approximation is performed to illustrate the advantages of the proposed estimator.

I. EXPLICIT FORM OF THE ESTIMATOR

In order to get an explicit form of the estimator $\underline{\xi}_D$ let us consider the case $m = n + p$. We first state the following

Lemma 1: If $B \in \mathbb{R}^{n \times p}$ has rank p , the problem

$$z^* = \min_{\underline{x}} \sum_{i=1}^n |(\underline{b} - B\underline{x})_i| \quad (6)$$

has at least one solution of the form

$$\hat{\underline{x}} = B_p^{-1} \underline{b}_p$$

where B_p is a non-singular submatrix of B of order p and \underline{b}_p is the corresponding subvector of \underline{b} .

proof.

Any optimal solution \underline{x}^* to problem (6) induces a partition M^+, M^- of $\{1, \dots, n\}$ such that:

$$\begin{aligned} (\underline{b} - B\underline{x}^*)_i &\geq 0 & i \in M^+ \\ (-\underline{b} + B\underline{x}^*)_i &> 0 & i \in M^-. \end{aligned}$$

Consider the following Linear Program based on the partition M^+, M^- :

$$\begin{aligned} w^* = \min_{\underline{x}} & \sum_{i \in M^+} (\underline{b} - B\underline{x})_i + \sum_{i \in M^-} (-\underline{b} + B\underline{x})_i \\ & (\underline{b} - B\underline{x})_i \geq 0, \quad i \in M^+ \\ & (-\underline{b} + B\underline{x})_i \geq 0, \quad i \in M^-. \end{aligned} \quad (7)$$

Problem (6) is a relaxation of problem (7) and, in particular, for all feasible solutions of (7), the objective function of (6) is equal to the objective function of (7); furthermore, the optimal solution \underline{x}^* to (6) is feasible for (7). It follows that \underline{x}^* is optimal also for (7) and $z^* = w^*$. Hence, any optimal solution to (7) is optimal also for (6).

Since problem (7) has a finite optimal solution and B has rank p then, for the fundamental theorem of Linear Programming, there exists at least an optimal basic feasible solution to (7), i.e. an optimal solution of the form

$$\hat{\underline{x}} = B_p^{-1} \underline{b}_p$$

where B_p is a non-singular submatrix of B of order p and \underline{b}_p is the corresponding subvector of \underline{b} . Hence, by the above results, also problem (6) has at least an optimal solution having this form. \square

The following proposition holds

Proposition 1: Let $V_e \in \mathbb{R}^{n \times n}$ be a non-singular matrix, then the estimator $\underline{\xi}_D$ is given by

$$\underline{\xi}_D = B_p^{-1} \underline{b}_p \quad (8)$$

where B_p is a non-singular submatrix of order p of the matrix

$$B = \begin{bmatrix} -I_p \\ V_e^{-1}V \end{bmatrix} \in \mathbb{R}^{(n+p) \times p}$$

and \underline{b}_p is the corresponding subvector of the vector $\underline{b} = \begin{bmatrix} \underline{0} \\ V_e^{-1}\underline{d} \end{bmatrix} \in \mathbb{R}^{(n+p)}$.

proof.

As the matrix V_e is square and non-singular, we can solve for $\underline{\eta}$ equation (4) getting

$$\underline{\eta} = \underline{\eta}(\underline{\xi}) = V_e^{-1}(\underline{\mathbf{d}} - V\underline{\xi}). \quad (9)$$

But then

$$\begin{aligned} \underline{\mathbf{x}} &= \begin{bmatrix} \underline{\xi} \\ \underline{\eta} \end{bmatrix} = \begin{bmatrix} \underline{\xi} \\ V_e^{-1}\underline{\mathbf{d}} - V_e^{-1}V\underline{\xi} \end{bmatrix} \\ &= \begin{bmatrix} \underline{\mathbf{0}} \\ V_e^{-1}\underline{\mathbf{d}} \end{bmatrix} - \begin{bmatrix} -I_p \\ V_e^{-1}V \end{bmatrix} \underline{\xi} \end{aligned}$$

or

$$\underline{\mathbf{x}} = \underline{\mathbf{b}} - B\underline{\xi}, \quad B \in \mathbb{R}^{(n+p) \times p}, \quad \text{rank}(B) = p. \quad (10)$$

Therefore $\|\underline{\mathbf{x}}\|_1 = \sum_{i=1}^m |(\underline{\mathbf{b}} - B\underline{\xi})_i|$ and eq. (4) becomes

$$\begin{cases} \underline{\xi}_D = \underset{\underline{y}}{\text{argmin}} \sum_{i=1}^m |(\underline{\mathbf{b}} - B\underline{y})_i| \\ \hat{\underline{\eta}} = \underline{\eta}(\underline{\xi}_D) \end{cases}. \quad (11)$$

By Lemma 1 there exists at least one solution of the form

$$\underline{\xi}_D = B_p^{-1}\underline{\mathbf{b}}_p$$

where B_p is a non-singular submatrix of B of order p and $\underline{\mathbf{b}}_p$ is the corresponding subvector of $\underline{\mathbf{b}}$. \square

II. CONDITIONS ON $\underline{\xi}$, V_e AND σ^2

We start by studying the simple case where V is made up by the first p columns of the identity matrix I_n and $V_e = I_n$. The following proposition holds

Proposition 2: If $V = [\underline{e}_1, \dots, \underline{e}_p] \in \mathbb{R}^{n \times p}$ and $V_e = I_n$ the estimator given in eq. (8) dominates the least square estimator if

$$\sigma^2 > \frac{\underline{\xi}'\underline{\xi}}{p}.$$

proof.

By hypothesis

$$\underline{\mathbf{b}} = \begin{bmatrix} \underline{\mathbf{0}}_p \\ \underline{\mathbf{d}} \end{bmatrix} \in \mathbb{R}^{n+p}, \quad B = \begin{bmatrix} -I_p \\ I_p \\ 0_{(n-p) \times p} \end{bmatrix} \in \mathbb{R}^{(n+p) \times p}$$

but then

$$\sum_{i=1}^{n+p} |(\underline{\mathbf{b}} - B\underline{\mathbf{y}})_i| = \sum_{i=1}^p |\mathbf{y}_i| + \sum_{i=1}^p |\mathbf{d}_i - \mathbf{y}_i| + \sum_{i=p+1}^n |\mathbf{d}_i|$$

If $Q = [\underline{\mathbf{e}}_{i_1}, \dots, \underline{\mathbf{e}}_{i_p}]' \in \mathbb{R}^{p \times (n+p)}$ is such that $B_p = QB$ is non-singular then $|QB|$ must be a permutation matrix $P \in \mathbb{R}^{p \times p}$. But then

$$\mathbf{y}_j = \underline{\mathbf{e}}_j' B_p^{-1} \underline{\mathbf{b}}_p = \begin{cases} 0 \\ \pm \mathbf{d}_{i_j}, i_j \in \{1, \dots, p\} \end{cases}$$

and therefore the minimum value of $\sum_{i=1}^{n+p} |(\underline{\mathbf{b}} - B\underline{\mathbf{y}})_i|$ is equal to $\sum_{i=1}^n |\mathbf{d}_i|$ and it is obtained when

$$\mathbf{y}_j = (\underline{\boldsymbol{\xi}}_D)_j = \underline{\mathbf{e}}_j' B_p^{-1} \underline{\mathbf{b}}_p = \begin{cases} 0 \\ \mathbf{d}_j \end{cases} \quad (12)$$

But this can happen in $u = 1 + \sum_{k=1}^p \binom{p}{k}$ different ways. Denoting by \mathcal{I} the set of indices $\{i_1, \dots, i_p\}$ which satisfy the constraint given in (12) we have that $\underline{\boldsymbol{\xi}}_D = (QB)^{-1} Q \underline{\mathbf{b}}$ and Q has a uniform distribution in the set \mathcal{I} of cardinality u independently of the distribution of $\underline{\mathbf{d}}$.

We then have

$$\begin{aligned} MSE_D &= E[\|\underline{\boldsymbol{\xi}} - \underline{\boldsymbol{\xi}}_D\|_2^2] \\ &= E[(\underline{\boldsymbol{\xi}} - (QB)^{-1} Q \underline{\mathbf{b}})' (\underline{\boldsymbol{\xi}} - (QB)^{-1} Q \underline{\mathbf{b}})] \\ &= \underline{\boldsymbol{\xi}}' \underline{\boldsymbol{\xi}} + E[((QB)^{-1} Q W \underline{\mathbf{d}})' (QB)^{-1} Q W \underline{\mathbf{d}}] - \\ &\quad 2E[((QB)^{-1} Q W \underline{\mathbf{d}})' \underline{\boldsymbol{\xi}}] \end{aligned}$$

where $W = \begin{bmatrix} \mathbf{0}_{p \times n} \\ I_n \end{bmatrix}$. Let be $\mathbf{A} = (QB)^{-1} Q W$. We notice that $\mathbf{A} = [\mathbf{A}_1 | \mathbf{0}_{p \times (n+p)}]$ and \mathbf{A}_1 is a $p \times p$ matrix which is zero everywhere but in the main diagonal where there is a one in the j -th row iff $(\underline{\boldsymbol{\xi}}_D)_j \neq 0$. Therefore \mathbf{A}_1 is symmetric and idempotent and we have

$$\begin{aligned} MSE_D &= \underline{\boldsymbol{\xi}}' \underline{\boldsymbol{\xi}} + E[\underline{\mathbf{d}}_p' \mathbf{A}_1 \underline{\mathbf{d}}_p] - 2E[\underline{\mathbf{d}}_p' \mathbf{A}_1] \underline{\boldsymbol{\xi}} \\ &= \underline{\boldsymbol{\xi}}' \underline{\boldsymbol{\xi}} + \text{tr}\{E[\underline{\mathbf{d}}_p \underline{\mathbf{d}}_p' \mathbf{A}_1]\} - 2E[\underline{\mathbf{d}}_p' \mathbf{A}_1] \underline{\boldsymbol{\xi}} \end{aligned}$$

where $\underline{\mathbf{d}}_p$ is the restriction of $\underline{\mathbf{d}}$ to its first p components. As the distribution of \mathbf{A}_1 is uniform on a finite set with probability $\frac{1}{u}$ of each event independently of the distribution of $\underline{\mathbf{d}}$, we have

$$E[\underline{\mathbf{d}}_p' \mathbf{A}_1] \underline{\boldsymbol{\xi}} = E[\underline{\mathbf{d}}_p'] \cdot E[\mathbf{A}_1] \underline{\boldsymbol{\xi}} = \frac{\underline{\boldsymbol{\xi}}' \underline{\boldsymbol{\xi}}}{2}$$

$$E[\underline{\mathbf{d}}_p \underline{\mathbf{d}}_p' \mathbf{A}_1] = E[\underline{\mathbf{d}}_p \underline{\mathbf{d}}_p'] \cdot E[\mathbf{A}_1] = \frac{\sigma^2 I_p + \underline{\xi} \underline{\xi}'}{2}$$

and then

$$MSE_D = \frac{\underline{\xi}' \underline{\xi} + p\sigma^2}{2}.$$

By imposing the condition $MSE_D < MSE_{LS}$ and noticing that in this case $MSE_{LS} = p\sigma^2$ we get the thesis. \square

Let us now consider the case when $V \in \mathbb{R}^{n \times p}$ is generic. The following proposition holds

Proposition 3: If $\text{rank}(V) = p$, the columns of V_e are the left singular vectors of V and the number of singular values of V greater than one are $q < p$, then the estimator given in eq. (8) dominates the least square estimator if

$$\sigma^2 > \frac{\sum_{j=q+1}^p \tilde{\xi}_j^2}{\sum_{j=q+1}^p c_j^{-2}}, \quad \tilde{\xi} = U_2 \underline{\xi}$$

where $c_1 \geq c_2 \geq \dots \geq c_p \geq 0$ are the singular values of V and the columns of U_2 are the right singular vectors of V .

proof.

Let $V = U_1 D U_2$ be the singular value decomposition of V where $U_1 \in \mathbb{R}^{n \times n}$ and $U_2 \in \mathbb{R}^{p \times p}$ are orthogonal and

$$D = \begin{bmatrix} D_p \\ 0_{(n-p) \times p} \end{bmatrix} \in \mathbb{R}^{n \times p},$$

$$D_p = \text{diag}[c_1, \dots, c_p], \quad c_1 \geq c_2 \geq \dots \geq c_q > 1.$$

Equation (4) becomes

$$\underline{\mathbf{d}} = U_1 D U_2 \underline{\xi} + V_e \underline{\boldsymbol{\eta}} \quad (13)$$

or, by defining $\tilde{\underline{\mathbf{d}}} = U_1' \underline{\mathbf{d}}$ and $\tilde{\underline{\xi}} = U_2 \underline{\xi}$, without loss of generality we can consider the model

$$\tilde{\underline{\mathbf{d}}} = D \tilde{\underline{\xi}} + U_1' V_e \underline{\boldsymbol{\eta}}. \quad (14)$$

By hypothesis $V_e = U_1$ therefore the model becomes

$$\tilde{\underline{\mathbf{d}}} = D \tilde{\underline{\xi}} + \underline{\boldsymbol{\eta}}$$

and

$$\underline{\mathbf{b}} = \begin{bmatrix} \underline{\mathbf{0}}_p \\ \tilde{\underline{\mathbf{d}}} \end{bmatrix} \in \mathbb{R}^{n+p}, \quad B = \begin{bmatrix} -I_p \\ D_p \\ 0_{(n-p) \times p} \end{bmatrix} \in \mathbb{R}^{(n+p) \times p}.$$

but then

$$\sum_{i=1}^{n+p} |(\underline{\mathbf{b}} - B\underline{\mathbf{y}})_i| = \sum_{i=1}^p |\mathbf{y}_i| + \sum_{i=1}^p |\tilde{\mathbf{d}}_i - c_i \mathbf{y}_i| + \sum_{i=p+1}^n |\tilde{\mathbf{d}}_i|$$

and a value of $\underline{\mathbf{y}}$ which minimizes this expression is given by

$$\mathbf{y}_j = (\tilde{\underline{\boldsymbol{\xi}}}_D)_j = \underline{\mathbf{e}}_j' B_p^{-1} \underline{\mathbf{b}}_p = \begin{cases} 0 & \text{if } c_j \leq 1 \\ \frac{\tilde{\mathbf{d}}_j}{c_j} & \text{if } c_j > 1 \end{cases}. \quad (15)$$

If $q \leq p$ is the number of $c_j > 1$ and

$$\begin{aligned} A &= \text{diag} \left[\frac{1}{c_1}, \dots, \frac{1}{c_q}, 0, \dots, 0 \right] \\ &= \begin{bmatrix} A_1 & 0_{q \times (n-q)} \\ 0_{(p-q) \times q} & 0_{(p-q) \times (n-q)} \end{bmatrix} \in \mathbb{R}^{p \times n}, \quad A_1 \in \mathbb{R}^{q \times q} \end{aligned}$$

then $\tilde{\underline{\boldsymbol{\xi}}}_D = \begin{bmatrix} A_1 \tilde{\underline{\mathbf{d}}}_q \\ 0_{p-q} \end{bmatrix}$ and

$$\begin{aligned} MSE_D &= \tilde{\underline{\boldsymbol{\xi}}}' \tilde{\underline{\boldsymbol{\xi}}}_q + E[\tilde{\underline{\mathbf{d}}}'_q A_1^2 \tilde{\underline{\mathbf{d}}}_q] - 2E[\tilde{\underline{\mathbf{d}}}'_q A_1] \tilde{\underline{\boldsymbol{\xi}}}_q \\ &= \tilde{\underline{\boldsymbol{\xi}}}' \tilde{\underline{\boldsymbol{\xi}}}_q + \text{tr}\{E[\tilde{\underline{\mathbf{d}}}_q \tilde{\underline{\mathbf{d}}}'_q] A_1^2\} - 2E[\tilde{\underline{\mathbf{d}}}'_q] A_1 \tilde{\underline{\boldsymbol{\xi}}}_q \end{aligned}$$

where $\tilde{\underline{\mathbf{d}}}_q$ is the restriction of $\tilde{\underline{\mathbf{d}}}$ to its first q components and $\tilde{\underline{\boldsymbol{\xi}}}_q$ is the same for $\tilde{\underline{\boldsymbol{\xi}}}$. But, if D_q is obtained by putting to zero the last $p - q$ diagonal elements of D_p we have $D_q = A_1^{-1}$ and

$$E[\tilde{\underline{\mathbf{d}}}_q \tilde{\underline{\mathbf{d}}}'_q] = \sigma^2 I_q + D_q \tilde{\underline{\boldsymbol{\xi}}}_q \tilde{\underline{\boldsymbol{\xi}}}'_q D_q \quad \text{and} \quad E[\tilde{\underline{\mathbf{d}}}'_q] = D_q \tilde{\underline{\boldsymbol{\xi}}}_q$$

therefore

$$\begin{aligned} MSE_D &= \tilde{\underline{\boldsymbol{\xi}}}' \tilde{\underline{\boldsymbol{\xi}}}_q + \text{tr}\{(\sigma^2 I_q + D_q \tilde{\underline{\boldsymbol{\xi}}}_q \tilde{\underline{\boldsymbol{\xi}}}'_q D_q) A_1^2\} - 2\tilde{\underline{\boldsymbol{\xi}}}'_q D_q A_1 \tilde{\underline{\boldsymbol{\xi}}}_q \\ &= \tilde{\underline{\boldsymbol{\xi}}}' \tilde{\underline{\boldsymbol{\xi}}}_q + \sigma^2 \sum_{j=1}^q \frac{1}{c_j^2} - \sum_{j=1}^q \tilde{\xi}_j^2 \end{aligned}$$

As $MSE_{LS} = \sigma^2 \sum_{j=1}^p \frac{1}{c_j^2}$ and remembering that $\tilde{\underline{\boldsymbol{\xi}}}_q = U_2 \underline{\boldsymbol{\xi}}_q$ we have that $MSE_D < MSE_{LS}$ when

$$\sigma^2 > \frac{\sum_{j=q+1}^p \tilde{\xi}_j^2}{\sum_{j=q+1}^p c_j^{-2}}$$

Finally we notice that in the original variables

$$\underline{\boldsymbol{\xi}}_{LS} = V^+ \underline{\mathbf{d}} = U_2' D^+ U_1' \underline{\mathbf{d}} = U_2' D^+ \tilde{\underline{\mathbf{d}}} = U_2' \tilde{\underline{\boldsymbol{\xi}}}_{LS}$$

and it is easy to check that the proposed estimator in the original variables is

$$\underline{\xi}_D = U_2' \tilde{\underline{\xi}}_D.$$

Therefore we have

$$MSE_D(\tilde{\underline{\xi}}) = E[\|\tilde{\underline{\xi}} - \tilde{\underline{\xi}}_D\|_2^2] = E[\|\underline{\xi} - \underline{\xi}_D\|_2^2] = MSE_D(\underline{\xi})$$

because U_2 is orthogonal. As the same is true for the MSE_{LS} , this concludes the proof. \square

The proposition above can be generalized to cope with a generic matrix $V_e \in \mathbb{R}^{n \times (m-p)}$, $n \geq p$, $m-p \geq n$. Let us consider the generalized singular value decomposition of the pair (V, V_e) which is given by

$$V = XAU_1, \quad V_e = XB U_2, \quad X \in \mathbb{R}^{n \times n} \text{ invertible}$$

$$U_1 \in \mathbb{R}^{p \times p} \text{ and } U_2 \in \mathbb{R}^{(m-p) \times (m-p)} \text{ orthogonal}$$

$$A'A + B'B = I_n$$

where

$$A = \begin{bmatrix} 0_{(n-p) \times p} \\ A_p \end{bmatrix} \in \mathbb{R}^{n \times p},$$

$$A_p = \text{diag}[\alpha_1, \dots, \alpha_p], \quad 0 \leq \alpha_1 \leq \alpha_2 \leq \dots \leq \alpha_p \leq 1.$$

$$B = \begin{bmatrix} I_{n-p} & 0_{(n-p) \times p} & 0_{(n-p) \times (m-p-n)} \\ 0_{p \times (n-p)} & B_p & 0_{p \times (m-p-n)} \end{bmatrix} \in \mathbb{R}^{n \times (m-p)},$$

$$B_p = \text{diag}[\beta_1, \dots, \beta_p], \quad 1 \geq \beta_1 \geq \beta_2 \geq \dots \geq \beta_p \geq 0.$$

The following theorem holds

Theorem 1: If $\text{rank}(V) = p$, $m-p \geq n$, $\beta_p > 0$ and the number q of ordered pairs (α_j, β_j) such that $\alpha_j > \beta_j$ is strictly less than p , then the estimator given in eq. (8) dominates the least square estimator if

$$\sigma^2 > \frac{\sum_{j=1}^{p-q} \tilde{\xi}_j^2}{\sum_{j=1}^{p-q} \beta_j^2 \alpha_j^{-2}}, \quad \tilde{\underline{\xi}} = U_1 \underline{\xi}. \quad (16)$$

proof.

Equation (4) becomes

$$\underline{\mathbf{d}} = X\mathcal{A}U_1\underline{\xi} + X\mathcal{B}U_2\underline{\eta} \quad (17)$$

or, by defining $\tilde{\underline{\mathbf{d}}} = X^{-1}\underline{\mathbf{d}}$, $\tilde{\underline{\xi}} = U_1\underline{\xi}$ and $\tilde{\underline{\eta}} = U_2\underline{\eta}$, without loss of generality we can consider the model

$$\tilde{\underline{\mathbf{d}}} = \mathcal{A}\tilde{\underline{\xi}} + \mathcal{B}\tilde{\underline{\eta}}. \quad (18)$$

We then have

$$\underline{\mathbf{b}} = \begin{bmatrix} \underline{0}_p \\ \mathcal{B}^+\tilde{\underline{\mathbf{d}}} \end{bmatrix} \in \mathbb{R}^m, \quad B = \begin{bmatrix} -I_p \\ \mathcal{B}^+\mathcal{A} \end{bmatrix} \in \mathbb{R}^{m \times p}$$

where

$$\mathcal{B}^+ = \begin{bmatrix} I_{n-p} & 0_{(n-p) \times p} \\ 0_{p \times (n-p)} & \mathcal{B}_p^{-1} \\ 0_{(m-p-n) \times (n-p)} & 0_{(m-p-n) \times p} \end{bmatrix} \in \mathbb{R}^{(m-p) \times n}.$$

Therefore

$$\underline{\mathbf{b}} = \begin{bmatrix} \underline{0}_p \\ \tilde{\underline{\mathbf{d}}}_{n-p} \\ \mathcal{B}_p^{-1}\tilde{\underline{\mathbf{d}}}_p \\ 0_{(m-p-n)} \end{bmatrix}$$

where $\tilde{\underline{\mathbf{d}}}_{n-p} = [\tilde{\mathbf{d}}_1, \dots, \tilde{\mathbf{d}}_{n-p}]$, $\tilde{\underline{\mathbf{d}}}_p = [\tilde{\mathbf{d}}_{n-p+1}, \dots, \tilde{\mathbf{d}}_n]$ and

$$B = \begin{bmatrix} -I_p \\ 0_{(n-p) \times p} \\ \mathcal{B}_p^{-1}\mathcal{A}_p \\ 0_{(m-p-n) \times p} \end{bmatrix}.$$

But then

$$\sum_{i=1}^m |(\underline{\mathbf{b}} - B\underline{\mathbf{y}})_i| = \sum_{i=1}^p |\mathbf{y}_i| + \sum_{i=1}^{n-p} |\tilde{\mathbf{d}}_i| + \sum_{i=1}^p \left| \frac{\tilde{\mathbf{d}}_{n-p+i}}{\beta_i} - \frac{\alpha_i}{\beta_i} \mathbf{y}_i \right|$$

and a value of $\underline{\mathbf{y}}$ which minimizes this expression is given by

$$\mathbf{y}_j = (\tilde{\underline{\xi}}_D)_j = \underline{e}'_j B_p^{-1} \underline{\mathbf{b}}_p = \begin{cases} 0 & \text{if } \alpha_j \leq \beta_j \\ \frac{\tilde{\mathbf{d}}_{n-p+j}}{\alpha_j} & \text{if } \alpha_j > \beta_j \end{cases}. \quad (19)$$

Noticing that α_j/β_j is an increasing sequence, denoting by $q \leq p$ the number of $\alpha_j > \beta_j$ and if

$$\begin{aligned} A &= \text{diag} \left[0, \dots, 0, \frac{1}{\alpha_{p-q+1}}, \dots, \frac{1}{\alpha_p} \right] \\ &= \begin{bmatrix} 0_{(p-q) \times (n-q)} & 0_{(p-q) \times q} \\ 0_{q \times (n-q)} & A_1 \end{bmatrix} \in \mathbb{R}^{p \times n}, \quad A_1 \in \mathbb{R}^{q \times q} \end{aligned}$$

then $\tilde{\xi}_D = \begin{bmatrix} 0_{p-q} \\ A_1 \tilde{\mathbf{d}}_q \end{bmatrix}$ where $\tilde{\mathbf{d}}_q$ is obtained by taking the last q components of $\tilde{\mathbf{d}}$. It turns out that

$$MSE_D = \sum_{j=1}^{p-q} \tilde{\xi}_j^2 + \sigma^2 \sum_{j=p-q+1}^p \frac{\beta_j^2}{\alpha_j^2}$$

$$MSE_{LS} = \sigma^2 \sum_{j=1}^p \frac{\beta_j^2}{\alpha_j^2}$$

and the proof follows by the same arguments used in the proof of Proposition 2. \square

Remark 1 We notice that the squared bias of the proposed estimator is

$$b^2 = \sum_{j=1}^{p-q} \tilde{\xi}_j^2$$

the larger q the smaller b^2 . The variance is instead controlled by the values of β_j , $j = p - q + 1, \dots, p$. As

$$0 \leq \alpha_1 \leq \alpha_2 \leq \dots \leq \alpha_p \leq 1$$

and

$$1 \geq \beta_1 \geq \beta_2 \geq \dots \geq \beta_p > 0$$

the best choice to have both bias and variance as small as possible is to choose

$$q = p - 1, \quad \beta_1 = \alpha_1, \quad \beta_j = \epsilon, \quad j = 2, \dots, p, \quad 0 < \epsilon < \alpha_1.$$

We then get

$$b^2 = \tilde{\xi}_1^2, \quad \text{var} = \sigma^2 \epsilon^2 \sum_{j=2}^p \frac{1}{\alpha_j^2}$$

and the constraint (16) becomes $\sigma^2 > b^2$. However this constraint can be too strong if the noise is not so large. Therefore it can be convenient to decrease the threshold on σ^2 by choosing $q < p - 1$. In fact we notice that in (16) the denominator is greater than one and than it can compensate for the larger numerator induced by the choice $q < p - 1$ if V_e is chosen appropriately.

Remark 2 We notice that

$$MSE_{LS} - MSE_D = \sigma^2 \sum_{j=1}^{p-q} \frac{\beta_j^2}{\alpha_j^2} - b^2$$

is a linear function of σ^2 whose slope can somewhat be controlled by $\beta_1, \dots, \beta_{p-q}$. If we have an upper bound on the l_2 norm of the true parameters vector

$$\tau_b \geq \|\underline{\xi}\|_2^2 = \|\tilde{\underline{\xi}}\|_2^2 \geq b^2 = \sum_{j=1}^{p-q} \tilde{\xi}_j^2$$

we can not increase the MSE by more than τ_b by using the proposed method instead than the least squares one, i.e.

$$MSE_{LS} \geq MSE_D - \tau_b.$$

Moreover if we can find V_e such that

$$\sum_{j=1}^{p-q} \frac{\beta_j^2}{\alpha_j^2} = \frac{\tau_b}{\sigma^2}$$

then the proposed method is convenient.

III. EXPERIMENTAL RESULTS

To illustrate the advantages of the proposed estimator three simulation experiments were performed to compare the distribution of MSE_D and MSE_{LS} in a specific complex exponentials problem. Let us consider the complex model

$$f(t; p, P) = \sum_{j=1}^p \xi_j z_j^t, \quad t \in \mathbb{R}^+$$

$$P = \{\xi_j, z_j, j = 1, \dots, p\} \in \mathcal{C}^{2p}$$

and assume that we want to estimate p and P from the data

$$\mathbf{d}_k = f(k\Delta) + \underline{\epsilon}_k, \quad k = 0, \dots, n-1, \quad \Delta > 0, \quad n \geq 2p$$

with the identifiability condition $|\arg(z_j)|\Delta \leq \pi$, $|\arg(\xi_j)| \leq \pi \forall j$, where the noise $\underline{\epsilon}_k$ are i.i.d. zero-mean complex Gaussian variables with variance σ^2 i.e. the real and imaginary parts of \mathbf{d}_k are independently distributed as Gaussian variables with variance $\sigma^2/2$ and mean $\Re[f(k\Delta)]$, $\Im[f(k\Delta)]$ respectively.

The problem arise in many different fields (see e.g.[4] for a short list). It is an inverse problem which can be severely ill posed. In [4] a method is proposed to solve it stably which

performs better than standard alternatives. The most difficult part of the problem is, apparently, the estimation of p and $\underline{z} = [z_1, \dots, z_p]$ because of the non linear dependence of these parameters on the data. The method proposed in [4] concentrates in fact on this part of the problem and solves the Vandermonde linear system in the unknowns $\underline{\xi} = [\xi_1, \dots, \xi_p]$, given p and \underline{z} , by standard least squares method. However this system can be very ill posed too because of the large condition number of the Vandermonde matrix if the Euclidean distance $|z_j - z_h|$ of one or more pairs (z_j, z_h) is small.

In the first experiment we assume to know the parameters p and \underline{z} and we concentrate on the estimation of the parameters $\underline{\xi}$. More precisely we consider the model given in eq.(4) with

$$V(k, h) = z_h^{k-1}, \quad k = 1, \dots, n; \quad h = 1, \dots, p$$

$$V_e(k, h) = e^{\frac{2\pi i(k-1)(h-1)}{m-p}}, \quad k = 1, \dots, n; \quad h = 1, \dots, m-p,$$

$m-p \geq n$, where the choice of V_e is justified by the error model suggested in [2, sect.1]. The matrix $A = [V|V_e]$ is then scaled as follows

$$\tilde{A} = A\mathcal{D}, \quad \mathcal{D} = \text{diag} [\|A\underline{e}_1\|_2^{-1}, \dots, \|A\underline{e}_m\|_2^{-1}]$$

where \underline{e}_k is the k -th column of the identity matrix of order m in order to give the same weight to each column of A . Best results were obtained for $m = 2n$ in this specific case. The following problem is then solved instead than the one with equality constraints given in eq. (4)

$$\begin{cases} \underline{\mathbf{y}} = \text{argmin}_{\underline{\mathbf{x}}} \|\underline{\mathbf{x}}\|_1 & \text{and} \\ \|\underline{\mathbf{d}} - \tilde{A}\underline{\mathbf{x}}\|_2 \leq \tau \end{cases}$$

$$\hat{\underline{\mathbf{x}}} = \mathcal{D}\underline{\mathbf{y}} = \begin{bmatrix} \hat{\underline{\xi}}_D \\ \hat{\underline{\eta}} \end{bmatrix}, \quad 0 < \tau \ll \sigma$$

to cope with eventual numerical not positive definiteness of the matrix $\tilde{A}\tilde{A}'$. A log-barrier method described in [5, ch.11] is used. The set of $p = 5$ true parameters

$$\underline{z} = \{e^{-0.3-i2\pi 0.35}, e^{-0.1-i2\pi 0.3}, e^{-0.05-i2\pi 0.28},$$

$$e^{-0.0001+i2\pi 0.2}, e^{-0.0001+i2\pi 0.21}\}$$

$$\underline{\xi} = \{20, 6, 3, 2, 1\}$$

was considered and two simulations were performed with variance given respectively by $\sigma^2 = 100$ and $\sigma^2 = 200$ which corresponds to a $SNR = 0.01$ and $SNR = 0.02$ if the signal-to-noise ratio is defined as

$$SNR = 2 \min_j \frac{|\xi_j|^2}{\sigma^2}.$$

In each simulation $R = 1000$ independent realizations of $\underline{\mathbf{d}}$ were computed. For each of them the relative errors

$$E_D(r) = \frac{\|\underline{\xi} - \underline{\xi}_D^{(r)}\|_2}{\|\underline{\xi}\|_2}$$

$$E_{LS}(r) = \frac{\|\underline{\xi} - \underline{\xi}_{LS}^{(r)}\|_2}{\|\underline{\xi}\|_2}$$

were collected. Their empirical distributions are shown in Fig.1. We notice that the distribution of E_D is shifted to the left w.r. to the distribution of E_{LS} and this effect is more evident for the smallest SNR as expected (see the Remark at the end of the previous section).

In the second experiment we no longer assume to know p and \underline{z} but instead we estimate them by the method described in [4]. Of course this case no longer fits the theory exposed above because there is a critical font of variability in the design matrix V itself which is very difficult to account for. However we experimentally show that the qualitative results are the same i.e. the proposed method produces estimates better than the least squares ones w.r. to the MSE and the advantage is increasing with the noise variance. In this case we have an estimate \hat{p} of p and an estimate $\hat{\underline{z}}$ of \underline{z} . When $\hat{p} < p$ we can not estimate the whole vector $\underline{\xi}$ and the corresponding realization is thrown away. Two simulations are performed with $\sigma^2 = 4$ and $\sigma^2 = 2$ and the results are shown in Fig.2.

In the third experiment we notice that the matrix V_e can be used to include some form of prior information on the solution. For example, in the case considered, V_e is a Vandermonde matrix based on complex numbers equispaced on the unit circle, while V is a Vandermonde matrix based on the numbers \underline{z} . We notice that z_4 and z_5 are close to the unit circle and therefore they are also close to $e^{\frac{2\pi i(h-1)}{m-p}}$ for some h . The information conveyed by the corresponding columns of V_e reinforces the information conveyed by the columns of V associated to z_4 and z_5 . This can be useful when $\hat{p} < p$. In fact if in the estimation process we consider not only $\underline{\xi}_D$ but also $\hat{\underline{\eta}}$, i.e. the whole vector $\hat{\underline{x}}$, sort its components in decreasing order of their absolute value and

consider the first p components as estimates of $\underline{\xi}$ we get the results shown in Fig.3. A slight improvement w.r. to the results shown in Fig.2 can be noted.

The mean of the relative errors of the parameters over the $R = 1000$ replications obtained in the three experiments are reported in Table 1.

Experiment	SNR	E_{LS}	E_D
1	0.01	0.62	0.55
1	0.02	0.44	0.41
2	0.5	0.27	0.25
2	1.0	0.21	0.17
3	0.5	0.27	0.21
3	1.0	0.21	0.16

TABLE I

ESTIMATED RELATIVE ERRORS IN THE THREE EXPERIMENTS FOR TWO SNRS.

IV. CONCLUSIONS

It is proved that when estimating the parameters of a linear model with ill conditioned (w.r. to the inversion) design matrix, it can be convenient to look for a suitable basis for the noise and try the proposed estimator in order to improve the average mean square error of the estimates. Despite of the fact that the proposed method is convenient only if the noise variance is larger than a threshold, which depends on the unknown true parameters vector, it is enough to have an upper bound on its l_2 norm to decide if the proposed method is convenient.

REFERENCES

- [1] P. Barone, On the distribution of poles of Pade' approximants to the Z-transform of complex Gaussian white noise, *J. Approx. Theory* **132** (2005) 224–240.
- [2] P. Barone, A new transform for solving the noisy complex exponentials approximation problem, *J. Approx. Theory* **155** (2008), 1–27.
- [3] P. Barone, On the universality of the distribution of the generalized eigenvalues of a pencil of Hankel random matrices, *Random Matrices: Theory and Applications*, **2,1** (2013), 1–14, DOI: 10.1142/S2010326312500141
- [4] P. Barone, A black box method for solving the complex exponentials approximation problem, *Digital Signal Processing* **23** (2013) 49–64
- [5] S. Boyd, L. Vandenberghe, *Convex Optimization*. Cambridge University Press, 2004.
- [6] Z. Ben-Haim, Y.C. Eldar, Blind minimax estimation, *IEEE Trans.Inf.Theory*, **53,9** (2007), 3145–3157

- [7] D.L. Donoho, Compressed sensing, *IEEE Trans.Inf.Theory*, **52,4** (2006), 1289–1306
- [8] E.J. Candes, J. Romberg, T. Tao, Robust uncertainty principles: exact signal reconstruction from highly incomplete frequency information, *IEEE Trans.Inf.Theory*, **52,2** (2006), 489–509

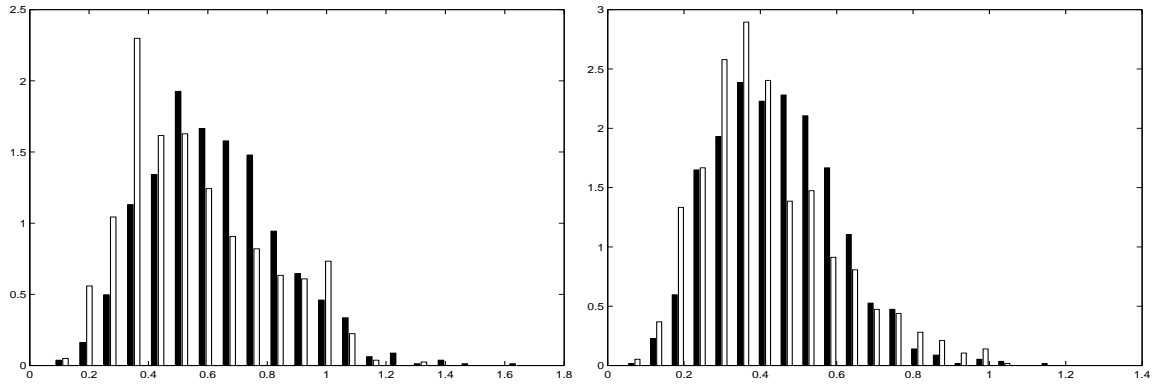


Fig. 1. Experiment 1. Distribution of the relative error w.r.to the true parameters in 1000 replications; white: proposed estimates, black: least squares estimates. Left $SNR = 0.01$, right $SNR = 0.02$.

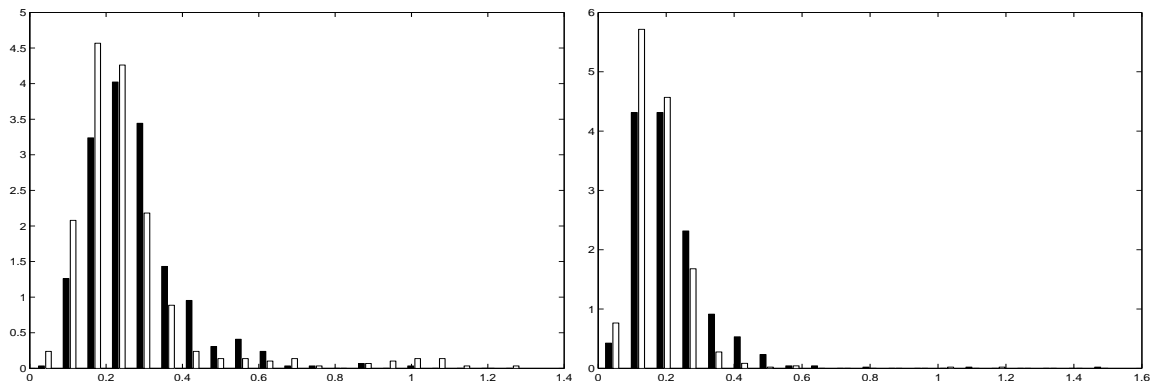


Fig. 2. Experiment 2. Distribution of the relative error w.r.to the true parameters in 1000 replications; white: proposed estimates, black: least squares estimates. Left $SNR = 0.5$, right $SNR = 1$.

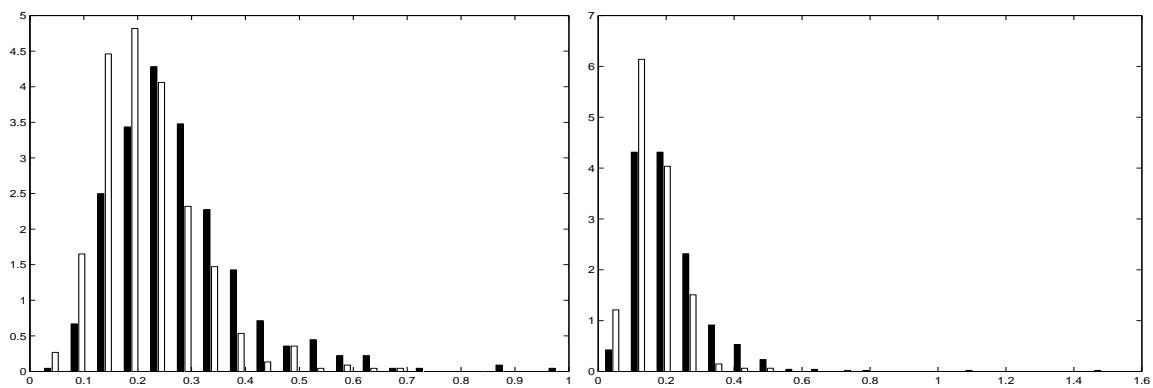


Fig. 3. Experiment 3. Distribution of the relative error w.r.to the true parameters in 1000 replications; white: proposed estimates, black: least squares estimates. Left $SNR = 0.5$, right $SNR = 1$.