

Jumping the Gap: The Formation Conditions and Mass Function of “Pebble-Pile” Planetesimals

Philip F. Hopkins^{1,2,*}

¹TAPIR, Mailcode 350-17, California Institute of Technology, Pasadena, CA 91125, USA

Submitted to MNRAS, January, 2014

ABSTRACT

In a turbulent proto-planetary disk, dust grains undergo large density fluctuations and under the right circumstances, grain overdensities can collapse under self-gravity (forming a “pebble pile” planetesimal). Using a simple model for fluctuations predicted in simulations, we estimate the rate-of-formation and mass function of self-gravitating planetesimal-mass bodies formed by this mechanism. This depends sensitively on the grain size, disk surface density, and turbulent Mach numbers. However, when it occurs, the resulting planetesimal mass function is broad and quasi-universal, with a slope $dN/dM \propto M^{-(1-2)}$, spanning size/mass range $\sim 10 - 10^4$ km ($\sim 10^{-9} - 5 M_{\oplus}$). Collapse to planetesimal through super-Earth masses is possible. The key condition is that grain density fluctuations reach large amplitudes on large scales, where gravitational instability proceeds most easily (collapse of small grains is suppressed by turbulence). This leads to a new criterion for “pebble-pile” formation: $\tau_s \gtrsim 0.05 \ln(Q^{1/2}/Z_d)/\ln(1 + 10\alpha^{1/4}) \sim 0.3\psi(Q, Z, \alpha)$ where $\tau_s = t_s \Omega$ is the dimensionless particle stopping time. In a MMSN, this requires grains larger than $a = (50, 1, 0.1)$ cm at $r = (1, 30, 100)$ au. This may easily occur beyond the ice line, but at small radii would depend on the existence of large boulders. Because density fluctuations depend strongly on τ_s (inversely proportional to disk surface density), lower-density disks are more unstable. Conditions for pebble-pile formation also become more favorable around lower-mass, cooler stars.

Key words: planets and satellites: formation — protoplanetary discs — accretion, accretion disks — hydrodynamics — instabilities — turbulence

1 INTRODUCTION

It is widely believed that dust grains form the fundamental building blocks of planetesimals. But famously, models which attempt to form planetesimals via the growth of dust grains in proto-planetary disks face the “meter barrier” or “gap”: planetesimals of sizes \gtrsim km are required before gravity allows them to grow further via accretion, but grains larger than \sim cm tend to shatter rather than stick when they collide, preventing further grain growth.

Therefore, alternative pathways to planetesimal formation have received considerable attention. If a dust grains – even small ones – could be strongly enough concentrated at, say, the disk mid-plane, their density would be sufficient to cause the region to collapse directly under its own self-gravity, and “jump the gap” to directly form a km-sized planetesimal from much smaller grains – what we call a “pebble pile planetesimal” (Goldreich & Ward 1973; for reviews see Chiang & Youdin 2010; Johansen et al. 2014). In general, though, turbulence in the disk sets a “lower limit” to the degree to which grains can settle into a razor-thin sub-layer, and this has generally been regarded as a barrier to the “pebble pile” scenario described above (but see Lyra et al. 2009b; Lee et al. 2010; Chiang & Youdin 2010, and references therein).

However, it is also well-established that the number density of solid grains can fluctuate by multiple orders of magnitude when “stirred” by turbulence, even in media where the turbulence is highly sub-sonic and the gas is nearly incompressible – it has therefore been proposed that in some “lucky” regions, this turbulent concentration might be sufficient to trigger “pebble pile” formation (see e.g. Bracco et al. 1999; Cuzzi et al. 2001; Johansen & Youdin 2007; Carballido et al. 2008a; Lyra et al. 2008, 2009a,b; Bai & Stone 2010b,a,c; Pan et al. 2011). These studies – mostly direct numerical simulations – have un-ambiguously demonstrated that this

is possible, *if* grains are sufficiently large, abundant, and the disks obey other conditions on e.g. their gas densities and sound speeds. The concentration phenomenon (including so-called “vortex traps”; Barge & Sommeria 1995; Zhu & Stone 2014) can occur via self-excitation of turbulent motions in the “streaming” instability (Johansen & Youdin 2007), or in externally driven turbulence, such as that excited by the magneto-rotational instability (MRI), global gravitational instabilities, convection, or Kelvin-Helmholtz/Rossby instabilities (Dittrich et al. 2013; Jalali 2013; Hendrix & Keppens 2014). The direct numerical experiments have shown that the magnitude of these fluctuations depends on the parameter $\tau_s = t_s \Omega$, the ratio of the gas “stopping” time (friction/drag timescale) t_s to the orbital time Ω^{-1} , with the most dramatic fluctuations around $\tau_s \sim 1$. These experiments have also demonstrated that the magnitude of clustering depends on the volume-averaged ratio of solids-to-gas ($\bar{\rho} \equiv \rho_d/\rho_g$), and basic properties of the turbulence (such as the Mach number). These have provided key insights and motivated considerable work studying these instabilities; however, the parameter space spanned by direct simulations is always limited. Moreover, it is not possible to simulate the full dynamic range of turbulence in these systems: the “top scales” of the system are $\lambda_{\max} \sim$ AU, while the viscous/dissipation scales λ_η of the turbulence are $\lambda_\eta \sim$ m-km (Reynolds numbers $Re \sim 10^6 - 10^9$). Clearly, some analytic models for these fluctuations – even simplistic ones – are needed for many calculations.

Fortunately, the question of “preferential concentration” of aerodynamic particles is actually much more well-studied in the terrestrial turbulence literature. There both laboratory experiments (Squires & Eaton 1991; Fessler et al. 1994; Rouson & Eaton 2001; Gualtieri et al. 2009; Monchaux et al. 2010) and numerical simulations (Cuzzi et al. 2001; Yoshimoto & Goto 2007; Hogan & Cuzzi 2007; Bec et al. 2009; Pan et al. 2011; Monchaux et al. 2012) have long observed that very small grains, with stokes numbers $St \equiv t_s/t_e(\lambda_\eta) \sim 1$ (ratio of stopping time to eddy turnover time

* E-mail: phopkins@caltech.edu

at the viscous scale) can experience order-of-magnitude density fluctuations at small scales (at/below the viscous scale). Considerable analytic progress has been made understanding this regime: demonstrating, for example, that even incompressible gas turbulence is unstable to the growth of inhomogeneities in grain density (Elperin et al. 1996; Elperin et al. 1998), and predicting the behavior of the small-scale grain-grain correlation function using simple models of gaussian random-field turbulence (Sigurgeirsson & Stuart 2002; Bec et al. 2007).

These studies have repeatedly shown that grain density fluctuations are tightly coupled to the local vorticity field: grains are “flung out” of regions of high vorticity by centrifugal forces, and collect in the “interstices” (regions of high strain “between” vortices).¹ Studies of the correlation functions and scaling behavior of higher Stokes-number particles suggest that, in the inertial range (ignoring gravity and shear), the same dynamics apply, but with the scale-free replacement of a “local Stokes number” t_s/t_e , i.e. what matters for the dynamics on a given scale are the vortices of that scale, and similar concentration effects can occur whenever the eddy turnover time is comparable to the stopping time (e.g. Yoshimoto & Goto 2007; Bec et al. 2008; Wilkinson et al. 2010; Gustavsson et al. 2012). Several authors have pointed out that this critically links grain density fluctuations to the phenomenon of intermittency and discrete, time-coherent structures (vortices) on scales larger than the Kolmogorov scale in turbulence (see Bec et al. 2009; Olla 2010, and references therein). In particular, Cuzzi et al. (2001) demonstrate convincingly that grain density fluctuations behave in a multi-fractal manner: multi-fractal scaling is a key signature of well-tested, simple geometric models for intermittency (e.g. She & Leveque 1994). In these models, the statistics of turbulence are approximated by regarding the turbulent field as a hierarchical collection of “stretched” singular, coherent structures (e.g. vortices) on different scales (Dubrulle 1994; She & Waymire 1995; Chainais 2006).

Such statistical models have been well-tested as a description of the *gas* turbulence statistics (including gas density fluctuations; see e.g. Burlaga 1992; Sorriso-Valvo et al. 1999; Budaev 2008; She & Zhang 2009; Hopkins 2013b). More recently, first steps have been taken to link them to grain density fluctuations: for example, in the cascade model of Hogan & Cuzzi (2007), and the hierarchical model of Hopkins (2013c). These models “bridge” between the well-studied regime of small-scale turbulence and that of large, astrophysical particles in shearing, gravitating disks. The key concepts are based on the work above: we first assume that grain density fluctuations are driven by coherent velocity “structures,” for which we can solve analytically the perturbation owing to a single structure of a given scale. Building on Cuzzi et al. (2001) and others, we then attach this calculation to a well-tested, simple, cascade model for the statistics of velocity structures. In Hogan et al. (1999); Cuzzi et al. (2001); Hogan & Cuzzi (2007); Teitler et al. (2009) and Hopkins (2013c), these models are shown to give a good match to both direct numerical simulations and laboratory experiments.

In this paper, we combine these analytic approximations with simple criteria for gravitational collapse, to calculate the conditions

¹ It is sometimes said that anti-cyclonic, large-scale vortices “collect” dust grains. But it is more accurate to say that grains preferentially avoid regions with high magnitude of vorticity $|\omega|$. If sufficiently large vortices are anti-cyclonic and aligned with the disk plane, they represent a local *minimum* in $|\omega|$, so grains concentrate by being dispersed out of higher- $|\omega|$ regions.

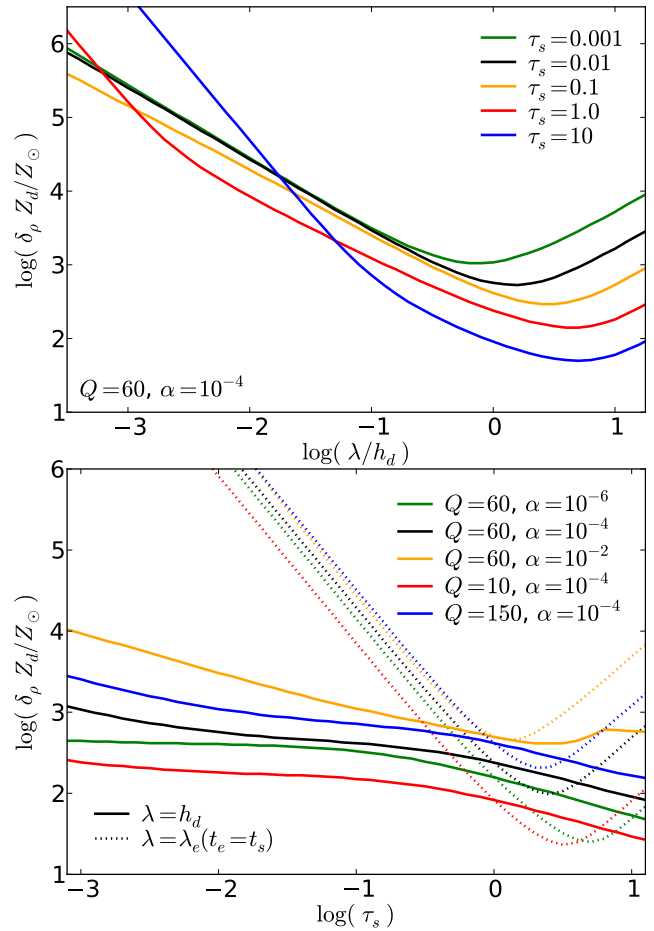


Figure 1. Critical grain overdensity $\delta_\rho \equiv \rho_d(\lambda)/\langle\rho_d\rangle$ for dynamical collapse under self-gravity (Eq. 18). We plot $\delta_\rho Z_d/Z_\odot$, since it is the combination $\delta_\rho Z_d$ that must exceed some critical value as a function of scale (λ/h_d), Toomre Q , stopping time $\tau_s = t_s \Omega$, and turbulence strength α . *Top*: Critical density vs. scale, for different grain sizes (τ_s) in a disk with “standard” MMSN properties at ~ 1 au ($Q = 60$, $\alpha = 10^{-4}$). On most scales, larger grains require smaller fluctuations to collapse, because the initial dust disk is thinner (higher-density) and resistance from gas pressure is weaker. *Bottom*: Critical density vs. τ_s , evaluated either at the disk scale height (h_d , near where the collapse overdensity $\delta_\rho(\lambda)$ is minimized; solid) or the characteristic scale where density fluctuations are maximized ($\lambda_e(t_e = t_s)$; dotted). Both generally decrease with τ_s until $\tau_s \sim 1$. For small grains ($\tau_s \ll 1$), the critical overdensity near $\lambda_e(t_e = t_s) \ll h_d$ is large because of turbulent support. We vary Q and α ; the critical overdensities increase with Q , as expected, and with α (since turbulent support vs. gravity is larger), though the latter effect is weak.

under which “pebble pile” planetesimal formation may occur, and in that case, to estimate the mass function of planetesimals formed.

2 THE MODEL

2.1 Overview and Basic Parameters

Consider a grain-gas mixture in a Keplerian disk, at some (mid-plane) distance r_* from the central star of mass M_* . Assume that the grains are in a disk with surface density Σ_d and exponential vertical scale-height h_d ($\langle\rho_d(z)\rangle \propto \exp(-|z|/h_d)$), so the mid-plane density $\langle\rho_d\rangle_0 \equiv \langle\rho_d(z=0)\rangle = \Sigma_d/(2h_d)$. This is embedded in a gas disk with corresponding Σ_g , H_g , $\langle\rho_g\rangle_0$, and sound speed c_s , and the global grain-to-gas mass ratio is defined by $Z_d \equiv \Sigma_d/\Sigma_g$. Being Keplerian, the disk has orbital frequency $\Omega \equiv (GM_*/r_*^3)^{1/2}$ and

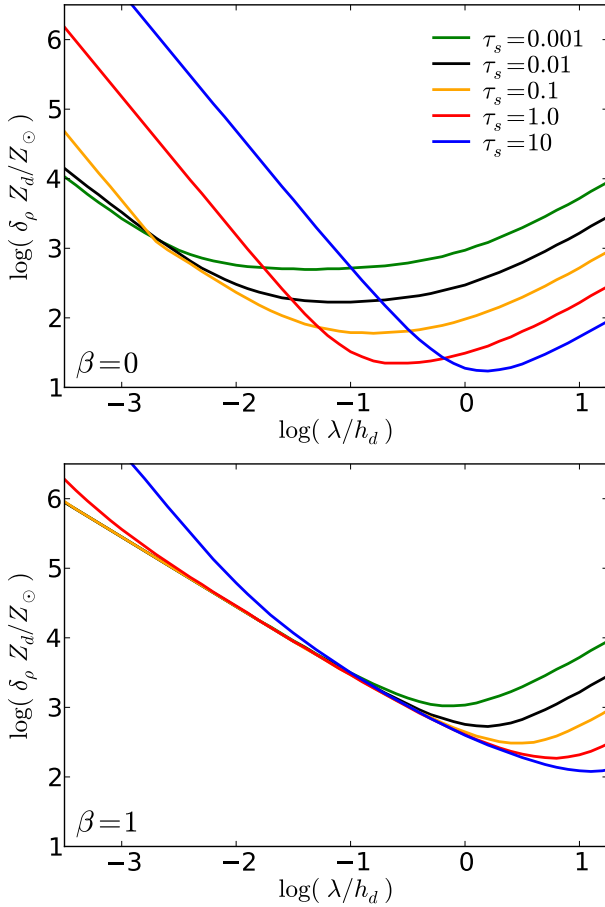


Figure 2. As Fig. 1 (top), but simply forcing $\beta = 0$ (no gas pressure) or $\beta = 1$ (treating the gas as perfectly-coupled). For $\beta = 1$, the predicted thresholds are not dramatically different from our full calculation except at intermediate scales or for large grains on small scales. Taking $\beta = 0$, however, would lead one to infer much smaller collapse densities (by an order of magnitude or more) on many scales. One must account for gas pressure resisting the collapse of grains on large scales. Note, though, that even neglecting gas pressure entirely, collapse on small scales $\lesssim 10^{-3} h_d$ requires enormous density fluctuations $\delta_\rho \gtrsim 10^4$.

epicyclic frequency $\kappa \approx \Omega$ (Keplerian circular velocity $V_K = \Omega R$). In the regime of interest in this paper, the Mach numbers of gas turbulence within the mid-plane dust layer are small ($\ll 1$; Voelk et al. 1980; Laughlin & Bodenheimer 1994; Gammie 2001; Hughes et al. 2011), so the gas density fluctuations are much smaller than the grain density fluctuations (Passot et al. 1988; Vazquez-Semadeni 1994; Scalo et al. 1998) and we can treat the gas as approximately incompressible $\rho_g \approx \langle \rho_g(z) \rangle$. This also gives the gas scale height $H_g = c_s / \Omega$, and the usual Toomre Q parameter $Q \equiv c_s \kappa / (\pi G \Sigma_g) = \Omega^2 / (2\pi G \langle \rho_g \rangle_0)$. We can define the usual turbulent $\alpha \equiv \langle v_g^2 \rangle / c_s^2$, where $\langle v_g^2 \rangle$ is the rms turbulent velocity of the gas averaged on the largest scales of the system.²

We will focus on a monolithic grain population with size $R_d = R_{d,\text{cm}}$ cm, internal density $\bar{\rho}_d \approx 2 \text{ g cm}^{-3}$ (Weingartner & Draine

² We stress that $\alpha = \langle v_g^2 \rangle / c_s^2$ is here purely to function as a useful parameter defining the turbulent velocities. We are *not* specifically assuming a Shakura & Sunyaev (1973)-type viscous “ α -disk” nor a Gammie (2001)-type gravito-turbulent disk.

2001), mass fraction Z_d . The mid-plane stopping time is

$$t_s = \frac{\bar{\rho}_d R_d}{\langle \rho_g \rangle_0 c_s} \times \begin{cases} 1 & (R_d \leq 9 \lambda_\sigma / 4) \\ (4 R_d) / (9 \lambda_\sigma) & (R_d > 9 \lambda_\sigma / 4) \end{cases} \quad (1)$$

where $\lambda_\sigma = 1 / (n_g \sigma(H_2)) = \mu m_p / (\langle \rho_g \rangle_0 \sigma(H_2))$ is the mean-free path in the gas (n_g is the gas number density, m_p the proton mass, μ the mean molecular weight, and $\sigma(H_2)$ the cross section for molecular collisions). We can then define $\tau_s \equiv t_s \Omega$. This and α determine the dust scale height, $h_d = \sqrt{\alpha / (\alpha + \tau_s)} \approx \sqrt{\alpha / \tau_s} H_g$, a general result that holds for both large and small τ_s (Carballido et al. 2006).

Now allow a fluctuation $\rho_d(k) = \delta_\rho \langle \rho_d \rangle$ ($\delta_\rho \neq 1$) of the mean grain density averaged on the scale k centered near the midplane, where $k \equiv 1/\lambda$ is the wavenumber (λ the wavelength) of the fluctuation. For the incompressible (Kolmogorov) turbulent cascade, we expect an rms turbulent velocity on each scale ($v_g^2(k) \equiv \alpha c_s^2 f_i(\lambda/\lambda_{\text{max}})$) with $f_i \sim (\lambda/\lambda_{\text{max}})^{2/3}$ where λ_{max} is the top/driving scale of the cascade (we take $\lambda_{\text{max}} \approx H_g$).³ We can define the corresponding eddy turnover time $t_e(k) = \lambda / \langle v_g^2(k) \rangle^{1/2}$. Note that by assuming a Kolmogorov spectrum, we are implicitly assuming that grains do not modify the gas velocity structures. This is true when the density fluctuations are weak, but less clear when they are large (so that the local grain density becomes large compared to the gas density). However, preliminary simulation results suggest the power spectra of the gas turbulence are not much different in this limit (see e.g. Johansen & Youdin 2007; Pan et al. 2011; Hendrix & Keppens 2014).

The grains will also have a scale-dependent velocity dispersion following the turbulent cascade, for which we can define $\langle v_d^2(k) \rangle \equiv \alpha c_s^2 g_r(\lambda/\lambda_{\text{max}})$. However, grains are partially-coupled to gas, so g_r is in general a non-trivial function which we derive in Appendix A. On large scales (for small grains) where $t_s \ll t_e(k)$, the grains are well-entrained by the gas, so we expect $g_r \approx f_i$, but on small scales where $t_s \gg t_e(k)$, the grains are effectively collisionless, so have a constant (scale-independent) minimum velocity dispersion.

In order to calculate the mass function of “pebble piles” – the number density or probability of forming “interesting” fluctuations – we require four things:

- (1) A model for the proto-planetary disk. This is given by the description above and § 2.2
- (2) A model for the statistics of grain density fluctuations. This is outlined in § 2.4, and is based on the direct numerical simulations and experiments described in § 1.

³ More accurately, we can correctly include the energy-containing range ($\lambda > \lambda_{\text{max}}$) by taking the isotropic turbulent power spectrum $E(k) \propto k^{-5/3} (1 + |k \lambda_{\text{max}}|^{-2})^{-(2 - [-5/3] / 2)}$ (Bowman 1996). This gives

$$\langle v_g^2(\lambda) \rangle = \alpha c_s^2 f_i(\lambda/\lambda_{\text{max}}) \quad (2)$$

$$f_i(x) \equiv \frac{4\Gamma[11/6]}{\sqrt{\pi}\Gamma[1/3]} \int_0^x t^{-1/3} (1+t^2)^{-11/6} dt \quad (3)$$

$$\approx 1.189 x^{2/3} (1 + 1.831 x^{7/3})^{-2/7} \quad (4)$$

We use this (the approximate form is accurate to $\sim 1\%$ at all k) in our full numerical calculations. Some cutoff is necessary at large scales or else a power-law cascade contains a divergent kinetic energy (and we do not expect $\lambda_{\text{max}} \gg H_g$). However, we do not include an explicit model for the dissipation range (scales below Kolmogorov λ_η) – i.e. we assume infinite Reynolds number – since all quantities in this paper are converged already on much larger scales. For the conditions of interest, $\lambda_\eta \sim 0.1 \text{ km}$ (Cuzzi et al. 2008).

- (3) A criterion for an “interesting” fluctuation. We take this to be a fluctuation which is sufficiently large that it can undergo dynamical collapse under self-gravity (overcoming resistance to collapse from gas drag and pressure, turbulent kinetic energy, shear and angular momentum). We derive this criterion in § 2.3 and Appendices B-C.

- (4) A mathematical method to “count” the interesting fluctuations, given the assumptions above. This is provided by the excursion-set formalism, as summarized in § 2.5

2.2 Physical Disk Models

In order to attach physical values to the dimensionless quantities above, we require a disk model. We will adopt the following, motivated by the minimum-mass solar nebula (MMSN), for a disk of arbitrary surface density around a solar-type star:⁴

$$\Omega = \sqrt{\frac{GM_*}{r_*^3}} \approx 6.3 r_{\text{au}}^{-3/2} \text{ yr}^{-1} \quad (5)$$

$$\Sigma_{\text{g}} = \Sigma_0 1000 r_{\text{au}}^{-3/2} \text{ g cm}^{-2} \quad (6)$$

$$T_{\text{eff},*} = \left(\frac{(0.05 r_{\text{au}}^{2/7}) R_*^2}{4 r_*^2} \right)^{1/4} T_* \approx 140 r_{\text{au}}^{-3/7} \text{ K} \quad (7)$$

where $T_{\text{eff},*}$ is the effective temperature of the disk (Chiang & Goldreich 1997); R_* and T_* are the effective size and temperature of the star.

Following Chiang & Youdin (2010), Eqs. 3-15, these choices determine the parameters

$$c_s = \sqrt{\frac{k_B T_{\text{mid}}}{\mu m_p}} \approx 0.64 r_{\text{au}}^{-3/14} \text{ km s}^{-1} \quad (8)$$

$$\frac{H_{\text{g}}}{r_*} = \frac{c_s}{V_K} \approx 0.022 r_{\text{au}}^{2/7} \quad (9)$$

$$\langle \rho_{\text{g}} \rangle_0 = \frac{\Sigma_{\text{g}}}{2 H_{\text{g}}} \approx 1.5 \times 10^{-9} \Sigma_0 r_{\text{au}}^{-39/14} \text{ g cm}^{-3} \quad (10)$$

$$Q = \frac{c_s \Omega}{\pi G \Sigma_{\text{g}}} \approx 61 \Sigma_0^{-1} r_{\text{au}}^{-3/14} \quad (11)$$

$$\Pi = \frac{1}{2 \langle \rho_{\text{g}} \rangle_0 V_K c_s} \frac{\partial (\langle \rho_{\text{g}} \rangle_0 c_s^2)}{\partial \ln r} \approx 0.035 r_{\text{au}}^{2/7} \quad (12)$$

$$\lambda_{\sigma} = \frac{1}{n_{\text{g}} \sigma(H_2)} \approx \frac{1.2 \Sigma_0^{-1} r_{\text{au}}^{39/14}}{1 + (r_{\text{au}}/3.2)^{3/7}} \text{ cm} \quad (13)$$

$$\tau_s \approx \text{MAX} \left\{ \begin{array}{l} 0.004 \Sigma_0^{-1} r_{\text{au}}^{3/2} R_{\text{d,cm}} \\ 0.0014 R_{\text{d,cm}}^2 r_{\text{au}}^{-9/7} (1 + (r_{\text{au}}/3.2)^{3/7}) \end{array} \right. \quad (14)$$

with $\mu \approx 2.3$ (appropriate for a solar mixture of molecular gas) and we take the molecular cross-section $\sigma(H_2) \approx 2 \times 10^{-15} (1 + (T/70\text{K})^{-1})$ (Chapman & Cowling 1970). Here $T_{\text{mid},*}$ is the disk mid-plane temperature, and Π defines the offset between the mean gas circular velocity and the Keplerian circular velocity $V_K - \langle V_{\text{gas}} \rangle \equiv \eta V_K$, where $\Pi \equiv \eta V_K / c_s$; this is related to the grain drift velocity $v_{\text{drift}} \equiv 2 \eta V_K \tau_s [(1 + \tilde{\rho})^2 + \tau_s^2/4]^{1/2} [\tau_s^2 + (1 + \tilde{\rho})^2]^{-1}$ (Nakagawa et al. 1986).

The expression we use for $T_{\text{mid},*}$ is the approximate expression for the case of a passive flared disk irradiated by a central solar-type star, assuming the disk is optically thick to the incident

⁴ We assume a stellar mass $M_* \approx M_{\odot}$; using a size $R_* \approx 1.8 R_{\odot}$ and effective temperature $T_* \approx 4500 \text{ K}$ for a young star, or $R_* \approx R_{\odot}$, $T_* \approx 6000 \text{ K}$ for a more mature star give identical results in our calculations. Variations in the assumed stellar age lead to percent-level corrections to the model, much smaller than our other uncertainties.

and re-radiated emission (in which case the external radiation produces a hot surface dust layer which re-radiates $\sim 1/2$ the absorbed light back into the disk, maintaining $T_{\text{mid},*}^4 \approx T_{\text{eff},*}^4/2$; see Chiang & Goldreich 1997).⁵

2.3 Criteria for Dynamical Gravitational Collapse

Now, to define the mass function of “interesting” grain density fluctuations. Here, we will define “interesting” as those fluctuations which exceed some critical density ρ_{crit} , above which they can collapse under self-gravity on a dynamical timescale. This is not the only channel by which dust overdensities can form planetesimals! There are secular instabilities (e.g. Youdin 2011; Shariff & Cuzzi 2011), and grain overdensities could promote grain growth; but these require different considerations (see § 6), and are outside the scope of our calculation here.

For an grain overdensity or mode with size/wavelength $\lambda = 1/k$, the critical density ρ_{crit} will be a function of that wavelength, $\rho_{\text{crit}} = \rho_{\text{crit}}(\lambda = k^{-1})$. It is convenient to define the local gas-to-dust mass ratio averaged on a scale λ around a point \mathbf{x} (e.g. averaged in a sphere of radius λ about the point \mathbf{x})

$$\tilde{\rho} = \tilde{\rho}(\mathbf{x}, k) \equiv 1 + \frac{\rho_{\text{d}}(\mathbf{x}, k)}{\rho_{\text{g}}} \quad (15)$$

If we consider grains which are purely collisionless (no grain-grain interaction), then a Toomre analysis gives the following criterion for gravitational instability of a mid-plane perturbation of wavenumber k :

$$0 > \omega^2 = \kappa^2 + \langle v_{\text{d}}^2(k) \rangle k^2 - 4\pi G \rho_{\text{g}} \tilde{\rho} \frac{|k h_{\text{d}}|}{1 + |k h_{\text{d}}|} \quad (16)$$

The ω here is the frequency of the assumed (linear) perturbations ($\propto \exp(-i\omega t)$; see Appendix B); for $\omega^2 < 0$, the mode is unstable. Note that this is identical to the criterion for a stellar galactic disk (Binney & Tremaine 1987). We show in Appendix B that a systematic dust settling/drift velocity does not change this criterion significantly, so long as the drift velocity $v_{\text{drift}} \sim \tau_s \eta V_K \ll V_K$. Here the κ term represents the contribution of angular momentum resisting collapse, and $\langle v_{\text{d}}^2(k) \rangle$ is the rms turbulent velocity of grains on the scale k ; for a derivation of the turbulent term here see Chandrasekhar (1951); Chavanis (2000).⁶ The negative term in G represents self-gravity, and de-stabilizes the perturbation at sufficiently

⁵ More accurately, we can take the effective temperature from illumination to be: $T_{\text{eff},*}^4 = T_{\text{g}}^4 \alpha_T R_*^2 / (4 r_*^2)$ with $\alpha_T \approx 0.005 r_{\text{au}}^{-1} + 0.05 r_{\text{au}}^{2/7}$ (Chiang & Goldreich 1997). Since we allow non-zero α , this implies an effective viscosity and accretion rate $\dot{M} \approx 3\pi \alpha c_s^2 \Sigma_{\text{g}} \Omega^{-1}$ (Shakura & Sunyaev 1973), which produces an effective temperature $T_{\text{eff,acc}}^4 \approx 3\dot{M} \Omega^2 / (8\pi \sigma_B)$ (σ_B is the Boltzmann constant). Note this depends on the term $c_s^2 = \sqrt{k_B T_{\text{mid}} / (\mu m_p)}$. A more accurate estimate of T_{mid} is then given by solving the implicit equation $T_{\text{mid}}^4 = (3/4) [\tau_V + 4/3 + 2/(3\tau_V)] T_{\text{eff,acc}}^4 + [1 + \tau_V^{-1}] T_{\text{eff},*}^4$, where $\tau_V = \tau_V(T_{\text{mid}}) = \kappa_R(T_{\text{mid}}) \Sigma_{\text{g}}/2$ is the vertical optical depth from the midplane. Here κ_R is the Rosseland mean opacity, which we can take from the tabulated values in Semenov et al. (2003) (crudely, $\kappa_R \sim 5 \text{ cm}^2 \text{ g}^{-1}$ at $T_{\text{mid}} > 160 \text{ K}$ and $\kappa_R \sim 2.4 \times 10^{-4} T^2 \text{ cm}^2 \text{ g}^{-1} \text{ K}^{-2}$ at lower T_{mid}). We use this more detailed estimate for our full numerical calculation, however it makes almost no difference for the parameter space we consider, compared to the simple scalings above.

⁶ More exactly, for grains on small scales – where they are locally collisionless – we should combine the turbulent velocity and density terms, taking instead $\rho_{\text{d}} \rightarrow \rho_{\text{d}} \mathcal{F}(\omega/\kappa, k^2 \langle v_{\text{d}}^2(k) \rangle / \kappa^2)$ where \mathcal{F} is the reduction factor determined by integration over the phase-space distribution. However, the relevant stability threshold comes from evaluating \mathcal{F} near $\omega \approx 0$; in this regime we can Taylor expand \mathcal{F} (assuming a Maxwellian velocity distribution), and to leading order we recover the solution in Eq. 18. The

large $\tilde{\rho}$. The terms in $|kh_d|$ on the right are the exact solution for an exponential vertical disk and simply interpolate between the two-dimensional (thin-disk) case on scales $\gtrsim h_d$ and three-dimensional case on scales $\lesssim h_d$ (see Elmegreen 1987; Kim et al. 2002, for derivations).

In the opposite, perfectly-coupled ($t_s \rightarrow 0$) limit, we have a single fluid, so the dispersion relation is identical to that of a pure, single collisional fluid, in which we simply define “dust” and “gas” sub-components

$$0 > \omega^2 = \kappa^2 + \frac{1}{\tilde{\rho}} (c_s^2 + \langle v_g^2(k) \rangle) k^2 + \frac{\tilde{\rho} - 1}{\tilde{\rho}} \langle v_d^2(k) \rangle k^2 - 4\pi G \rho_g \tilde{\rho} \frac{|kh_d|}{1 + |kh_d|} = \kappa^2 + \frac{c_s^2 k^2}{\tilde{\rho}} + \langle v^2(k) \rangle k^2 - 4\pi G \rho_g \tilde{\rho} \frac{|kh_d|}{1 + |kh_d|} \quad (17)$$

Here c_s and $\langle v_g^2(k) \rangle$ represent gas pressure and turbulent support (and we used $\langle v_d^2(k) \rangle = \langle v_g^2(k) \rangle$ for the perfectly-coupled case). Note that the terms describing the gas pressure/kinetic energy density have a pre-factor $1/\tilde{\rho} = \rho_g/(\rho_g + \rho_d)$, since what we need for the mixed-grain-gas perturbation is the energy density per unit mass in the perturbation. Likewise, the grain kinetic energy density term has a pre-factor $(\tilde{\rho} - 1)/\tilde{\rho} = \rho_d/(\rho_g + \rho_d)$. Since both sit in the same external potential and self-gravitate identically, the κ and G terms need no pre-factor. In this limit we can think of the $1/\tilde{\rho}$ factor as simply an enhanced “mean molecular weight” from the perfectly-dragged gas grains (so the effective sound speed of the gas $c_s^{\text{eff}} \rightarrow c_s/\sqrt{1 + \rho_d/\rho_g} = c_s/\tilde{\rho}^{1/2}$). In other words, in the perfectly-coupled limit, the system behaves as gas which must “carry” some extra weight in dust (see also Youdin 2011; Shariff & Cuzzi 2011, 2014).

We can interpolate between these cases by writing

$$0 > \omega^2 \equiv \kappa^2 + \frac{\beta}{\tilde{\rho}} (c_s^2 + \langle v_g^2(k) \rangle) k^2 + \frac{\tilde{\rho} - 1}{\tilde{\rho}} \langle v_d^2(k) \rangle k^2 - 4\pi G \rho_g \tilde{\rho} \frac{|kh_d|}{1 + |kh_d|} \quad (18)$$

The only important ambiguity in the above is the term β , which we introduce (in a heuristic and admittedly ad-hoc manner) to represent the strength of coupling between grains and gas ($\beta = 0$ is uncoupled/collisionless; $\beta = 1$ is perfectly-coupled). In general, β is some unknown, presumably complicated function of all the parameters above, which can only be approximated in the fully non-linear case by numerical simulations (and the exact criterion for intermediate cases between these limits may require terms beyond those which can be approximated by the β here). However, the limits are straightforward: if a perturbation collapses on a free-fall time t_{grav} , and $t_{\text{grav}} \ll t_s$, we expect $\beta \rightarrow 0$ (since there is no time for gas to decelerate grains). Conversely if $t_{\text{grav}} \gg t_s$, $\beta \rightarrow 1$. Therefore in this

exact solution can be determined for the purely collisional limit (identical to Eq. 18) or the purely collisionless limit (identical to a stellar disk, where the minimum density for collapse $\tilde{\rho}$ is smaller by a factor = 0.935. Given the other uncertainties in our calculation, this difference is negligible. Moreover, in Appendix C, we show that the form of the turbulent terms in Eq. 16 accounts for the non-linear, time-dependent and stochastic behavior of the turbulence (i.e. accounts for fluctuations in the velocity dispersions, and represents the criterion for a region where the probability of successful collapse is large).

paper we make the simple approximation⁷

$$\beta \approx \frac{t_{\text{grav}}}{t_s + t_{\text{grav}}} = (1 + t_s/t_{\text{grav}})^{-1} = \left(1 + \frac{4\tau_s}{\pi} \sqrt{\frac{\tilde{\rho}}{3Q}}\right)^{-1} \quad (19)$$

where we assume $t_{\text{grav}} \approx (3\pi/32G\rho)^{1/2}$, for regions which meet our dynamical collapse criterion (i.e. this does not apply to secularly-sedimenting regions, or regions where self-gravity is not stronger than all other forces including the support from gas drag).

Alternative derivations of these scalings from the linear equations for coupled gas-dust fluid, and including the non-linear stochastic effects of turbulence, are presented in Appendices B-C, respectively. If anything, we have chosen to err on the side of caution and define a strict criterion for collapse – almost all higher-order effects make collapse slightly easier, not harder. This criterion is sufficient to ensure that (at least in the initial collapse phase) a pebble pile is gravitationally bound (including the thermal pressure of gas being dragged with dust and turbulent kinetic energy of gas and dust), and gravitational collapse is sufficiently strong to overcome gas pressure forces, tidal forces/angular momentum/non-linear shearing of the overdensity, turbulent vorticity and “pumping” of the energy and momentum in the region, and ram-pressure forces from the “headwind” owing to radial drift. Similarly, when this criterion is met, the gravitational collapse timescale is faster than the orbital time, the grain drift timescale, the effective sound-crossing time of the clump, and the eddy turnover time.

Using the definitions in § 2.1, Eq. 18 can be re-written:

$$0 > 1 + \left(\frac{H_g}{h_d}\right)^2 \frac{1}{\tilde{\lambda}^2 \tilde{\rho}} \left[\beta \left(1 + \alpha f_l \left[\frac{\lambda}{\lambda_{\text{max}}}\right]\right) + \alpha (\tilde{\rho} - 1) g_l \left[\frac{\lambda}{\lambda_{\text{max}}}\right] - \frac{2Q^{-1}}{1 + \tilde{\lambda}} \tilde{\rho} \right] = 1 + \frac{\tau_s}{\tilde{\lambda}^2 \tilde{\rho}} \left[\beta \left(\alpha^{-1} + f_l\right) + (\tilde{\rho} - 1) g_l \right] - \frac{2Q^{-1}}{1 + \tilde{\lambda}} \tilde{\rho} \quad (20)$$

where $\tilde{\lambda} \equiv \lambda/h_d$ and we abbreviate $f_l \equiv f_l(\lambda/\lambda_{\text{max}})$. This has the solution

$$\tilde{\rho} > \tilde{\rho}_{\text{crit}}(\lambda) \equiv \psi_0 (1 + \sqrt{1 + \psi_1/\psi_0}) \quad (22)$$

$$\psi_0 \equiv \frac{Q}{4} (1 + \tilde{\lambda}) \left[1 + \tau_s \tilde{\lambda}^{-2} g_l \right] \quad (23)$$

$$\psi_1 \equiv \frac{2\tau_s}{\tilde{\lambda}^2} \left[\beta(\alpha^{-1} + f_l) - g_l \right] \left[1 + \tau_s \tilde{\lambda}^{-2} g_l \right]^{-1} \quad (24)$$

(Note, if β itself is a function of $\tilde{\rho}$, then this is an implicit equation for $\tilde{\rho}_{\text{crit}}$ which must be solved numerically). Recall the dimensionless grain density fluctuation $\delta_\rho = \rho_d/\langle \rho_d \rangle_0$, so $\tilde{\rho} = 1 + \delta_\rho (\langle \rho_d \rangle_0 / \langle \rho_g \rangle_0) = 1 + \delta_\rho (\Sigma_d / \Sigma_g) (H_g/h_d) = 1 + \delta_\rho Z_d \sqrt{\tau_s/\alpha}$. So in terms of δ_ρ , the criterion becomes

$$\delta_\rho Z_d > \sqrt{\frac{\alpha}{\tau_s}} \left(\tilde{\rho}_{\text{crit}}(\lambda) - 1 \right) \quad (25)$$

2.4 A Simple Representation of Grain Density Fluctuations in Incompressible Gas

Hopkins (2013c) present some simple, analytic expressions for the statistics of grain density fluctuations in a turbulent proto-planetary

⁷ This approximation is motivated by the Maxey (1987) linear expansion of the solution for the de-celeration of dust grains by molecular collisions for times $t \ll t_s$ in a symmetric, homogeneous sphere. The ratio of the dust de-celeration term to the term from gas pressure if the sphere were pure gas ($\rho^{-1} \nabla p$) in this limit is the same as β in Eq. 19.

disk. For our purposes here, what is important is that these expressions provide a reasonable “fitting function” to the results of direct numerical simulations and laboratory experiments studying grain density fluctuations resulting from a variety of underlying mechanisms (e.g. driven turbulence, zonal flows, streaming-instability and Kelvin-Helmholtz instabilities; Johansen & Youdin 2007; Bai & Stone 2010c; Dittrich et al. 2013; Jalali 2013; Hendrix & Kerpens 2014). We should note that this directly builds on several previous analytic models for grain clustering around the Kolmogorov (turbulent dissipation) scale and in the inertial range (e.g. Elperin et al. 1996; Elperin et al. 1998; Hogan & Cuzzi 2007; Bec et al. 2008; Wilkinson et al. 2010; Gustavsson et al. 2012). We have experimented with some of these models and find, for small grains where the clustering occurs on small scales (where $t_e \ll \Omega^{-1}$, and shear/rotation can be neglected), they give qualitatively similar results; we discuss this further in § 5. However these previous models did not consider the case of a rotating disk with large grains where $t_s \sim \Omega^{-1}$, in which case the behavior can differ dramatically (see e.g. Lyra et al. 2008).

We briefly describe the model in Hopkins (2013c) here, but interested readers should see that paper. Fundamentally, it follows Hogan & Cuzzi (2007) in assuming grain density fluctuations on different scales can – like gas density fluctuations in supersonic turbulence (Hopkins 2013b) – be represented by a multiplicative random cascade. At any instant, a group of grains “sees” a gas vorticity field which can be represented as a superposition of coherent velocity structures or “eddies” with a wide range of characteristic spatial scales λ and timescales t_e . If we consider a single, idealized eddy or vortex, we can analytically solve for the effect it has on the grain density distribution in and around itself (assuming the vortex survives for some finite timescale $\sim t_e$). When t_s is much smaller than t_e , the grains are tightly-coupled to the gas, so the vortex has no effect on the average grain density distribution (since the gas is incompressible); when t_s is much larger than t_e , the vortex is unable to perturb the grains. But when $t_s \sim t_e$, the vortex imprints large (order-unity) changes in the density field. These changes are multiplicative, so to the extent that the vorticity field can be represented by hierarchical cascade models, the grain density distribution on various scales behaves as a multiplicative random cascade. Assuming the turbulence obeys a Kolmogorov power spectrum, and assuming some “filling factor” of structures which each behave as scaled versions of the ideal vortex (constrained to match that power spectrum), with each grain encountering a random Gaussian field of vortex structures over time, and adopting a simple heuristic correction for the “back-reaction” of grains on gas, this leads to a prediction for a lognormal-like (random multiplicative) distribution of local grain densities.

Quantitatively, for a given set of *global*, dimensionless properties of the turbulent disk: τ_s , α , and Π , the model predicts the distribution of grain density fluctuations (relative to the mean), $\delta_\rho(\mathbf{x}, \lambda) = \rho_d(\mathbf{x}, \lambda) / \langle \rho_d \rangle_0$. Recall, this is the grain density averaged within a radius λ (as $\rho_d(\mathbf{x}, \lambda) = M_d(|\mathbf{x}' - \mathbf{x}| < \lambda) / (4\pi \lambda^3 / 3) = \delta(\lambda) \langle \rho_d \rangle$) around a random point in space \mathbf{x} . Using these parameters, we obtain $P(\delta_\rho, \lambda)$, the probability that any point in space lives within a region, averaged on size scale λ , with grain over-density between δ_ρ and $\delta_\rho + d\delta_\rho$. This is approximately log-normal, with a variance that depends on scale (where most of the power, or contribution to the variance, comes from scales where the “resonant condition” $t_s \sim t_e$ is satisfied).

2.5 Counting “Interesting” Density Fluctuations

For *any* model for the statistics of grain density fluctuations, and any threshold criterion for an “interesting” fluctuation (both as a function of scale), there is a well-defined mathematical framework for calculating the predicted mass function, size distribution, correlation function, and related statistics of the objects/regions which exceed the threshold. This is the “excursion set formalism,” well-known in cosmology as the “extended Press Schechter” method by which dark matter halo mass functions, clustering, and merger histories can be analytically calculated (there, the statistics are given by the initial Gaussian random field and cosmological power spectrum, and “interesting” regions are those which turn around from the Hubble flow; see Bond et al. 1991). Recently, the same framework has been applied to predict the mass function of structures (e.g. giant molecular clouds and voids) formed on galactic scales by super-sonic interstellar turbulence (Hopkins 2012a); the initial mass function (Hennebelle & Chabrier 2008, 2009; Hopkins 2012b, 2013d) and correlation functions/clustering (Hopkins 2013e) of cores and young stars inside molecular clouds; and the mass spectrum of planets which can form via direct collapse in turbulent, low- Q disks (Hopkins & Christiansen 2013). For reviews, see Zentner (2007); Hopkins (2013a); Offner et al. (2013).

There are many ways to apply this methodology. Probably the simplest, and what we use here, is a Monte Carlo approach. Consider some annulus in the disk at radius r_* . Select some arbitrarily large number of Monte Carlo “sampling points”; each of these represents a different random location \mathbf{x} within the annulus (i.e. they randomly sample the volume) – really, each is a different random realization of the field, given its statistics. Now, we can ask what the density of dust grains is, averaged in spheres of size λ , around each of these points ($\rho_d(\mathbf{x}, \lambda)$). If this “initial” $\lambda = \lambda_0$ is sufficiently large:

$$\lambda = \lambda_0 \gg H_g \quad (26)$$

$$\rho_d(\mathbf{x}, \lambda_0) \rightarrow \langle \rho_d(\mathbf{x}, \lambda_0) \rangle \quad (27)$$

for all \mathbf{x} , i.e. all points have the same mean density around them on sufficiently large scales (this is just the definition of the mean density, after all). Now, take a differential step “down” in scale – this corresponds to shrinking the smoothing sphere by some increment $\Delta\lambda$, and ask what the mean density inside each sphere is. For the sphere around each point \mathbf{x} , this is given by the appropriate conditional probability distribution function $P(\delta_\rho, \lambda_0 - \Delta\lambda | \delta_\rho[\lambda_0], \lambda_0)$ (essentially the probability of a given *change* in the mean density, between two volumes separated by some differentially small smoothing size), or:

$$\lambda \rightarrow \lambda_0 - \Delta\lambda \quad (28)$$

$$\delta_\rho(\mathbf{x}, \lambda_0) \rightarrow \delta_\rho(\mathbf{x}, \lambda_0 - \Delta\lambda) = \delta_\rho(\mathbf{x}, \lambda_0) + \Delta\delta_\rho(\mathbf{x}) \quad (29)$$

$$P(\Delta\delta_\rho) = P[\Delta\delta_\rho | \delta_\rho(\lambda_0), \lambda_0, \Delta\lambda] \quad (30)$$

The conditional probability distribution function $P[\Delta\delta_\rho | \delta_\rho(\lambda_0), \lambda_0, \Delta\lambda]$ is directly related to the power spectrum of density fluctuations (see Hopkins 2013a, Eq. 2-12), and is determined by the model for $P(\delta_\rho, \lambda)$ described in § 2.4. Knowing that distribution, we draw a random value of $\Delta\delta_\rho$ for each Monte Carlo point \mathbf{x} , determining $\delta_\rho(\mathbf{x}, \lambda_0 - \Delta\lambda)$. We then repeat this until we reach $\lambda \rightarrow 0$ (making sure to take small enough steps $\Delta\lambda$ so that the statistics are converged).

For each random point \mathbf{x} , we now have the value of the density field smoothed on all scales, $\delta_\rho(\mathbf{x}, \lambda)$ – in the excursion-set language, this is referred to as its “trajectory.” We can now simply compare this to the predicted collapse threshold on each scale

$\tilde{\rho}_{\text{crit}}(\lambda)$ (Eq. 25), to ask whether the region is “interesting” (exceeds the critical density for dynamical collapse). To avoid the ambiguity of “double-counting” or “clouds in clouds” (i.e. trajectories which exceed $\tilde{\rho}_{\text{crit}}(\lambda_1)$ but also have some $\lambda_2 > \lambda_1$ where they exceed $\tilde{\rho}_{\text{crit}}(\lambda_2)$, which represents smaller scales that are independently self-gravitating/collapsing embedded in larger collapsing regions), we specifically consider the “first crossing distribution” (see Bond et al. 1991; Hopkins 2012b,a). Namely, if a trajectory exceeds $\rho_{\text{crit}}(\lambda)$ anywhere, we uniquely identify the *largest* size/mass scale $\lambda = \lambda_{\text{first}}$ on which $\tilde{\rho}(\mathbf{x}, \lambda) > \tilde{\rho}_{\text{crit}}(\lambda)$ as the “total” collapsing object. Since the trajectory $\delta_\rho(\mathbf{x}, \lambda)$ is continuous in λ , $\tilde{\rho}(\mathbf{x}, \lambda_{\text{first}}) = \tilde{\rho}_{\text{crit}}(\lambda_{\text{first}})$, and there is actually a one-to-one mapping between the first-crossing scale and mass enclosed in a first-crossing, given by the integral over volume in an exponential disk (since that is the vertical profile we assumed):

$$M(\lambda_{\text{first}}) \equiv 4\pi \tilde{\rho}_{\text{crit}}(\lambda_{\text{first}}) \langle \rho_g \rangle_0 h_d^3 \times \left[\frac{\lambda_{\text{first}}^2}{2h_d^2} + \left(1 + \frac{\lambda_{\text{first}}}{h_d}\right) \exp\left(-\frac{\lambda_{\text{first}}}{h_d}\right) - 1 \right] \quad (31)$$

(Hopkins 2012a). It is easy to see that on scales $\lambda_{\text{first}} < h_d$, this is just $M = (4\pi/3) \rho_{\text{crit}} \lambda_{\text{first}}^3$, on scales $\lambda_{\text{first}} > h_d$, just $M = \pi \Sigma_{\text{crit}} \lambda_{\text{first}}^2$ (where $\Sigma_{\text{crit}} = 2h_d \rho_{\text{crit}}$).

Finally, we can use our ensemble of trajectories to define the function $f = f(\lambda_{\text{first}})$, where f is the fraction of Monte Carlo “trajectories” that have a first-crossing on scales $\lambda > \lambda_{\text{first}}$. Since $M(\lambda_{\text{first}})$ is a function of λ_{first} , we can just as well write this as a function of mass, $f = f(M)$, where $M \equiv M(\lambda_{\text{first}})$. Now, since each Monte Carlo trajectory represents the probability that a random point in space – i.e. a random differential volume element – is embedded in such a region, the differential value $|df(M)/d\ln M| d\ln M$ represents the differential volume fraction embedded inside of regions of with masses $M = M(\lambda_{\text{first}})$ between $\ln M$ and $\ln M + d\ln M$. Since these first-crossing regions have mean internal mass density (by definition) $\rho = \rho_{\text{crit}}(\lambda_{\text{first}})$, the number of independent “regions” or “objects” (per unit volume) must be

$$\frac{dn_{\text{first}}(M)}{d\ln M} \equiv \frac{\rho_{\text{crit}}(\lambda_{\text{first}}[M])}{M} \left| \frac{df(M)}{d\ln M} \right| \quad (32)$$

And this is the desired mass function of collapsing objects. To turn this into an absolute number (instead of a number density), we simply need to integrate over the “effective” volume (differential volume in a radial annulus dR is just $(2h_d)(2\pi R dR)$); or we can directly convert from volume fraction to absolute number based on the argument above, for an assumed disk size.

For our calculations here, we typically use $\sim 10^9$ Monte Carlo “trajectories” to sample the statistics, and sample those trajectories in logarithmically-spaced steps $\Delta\lambda \approx 0.001 \lambda$. Most of the results here converge at much coarser sampling, but the mass function at the lowest masses requires a large number of trajectories to be properly represented.

3 APPROXIMATE EXPECTATIONS

We now have everything needed to calculate the detailed statistics of collapsing regions. Before we do so, however, we can gain considerable intuition using the some simple approximations.

3.1 Small Grains

For small grains ($\tau_s \ll 1$), density fluctuations on scales $\sim h_d$ are weak (since the grains are well-coupled to gas on these scales). Large density fluctuations are, however, still possible on small scales, where $t_e \sim t_s$. Consider this limit. In this regime, in a large

Reynolds-number flow, the fluctuations are approximately self-similar, because all grains “see” a large, scale-free (power-law) turbulent cascade at both larger scales ($t_e \gg t_s$) and smaller scales ($t_e \ll t_s$). As shown in many studies (Cuzzi et al. 2001; Yoshimoto & Goto 2007; Hogan & Cuzzi 2007; Pan et al. 2011; Hopkins 2013c), the maximum local density fluctuations in this limit saturate at values $\delta_\rho^{\text{max}} \sim 300 - 1000$.

Since $t_e(\lambda < \lambda_{\text{max}}) \propto \lambda^{2/3}$, this “resonance” will occur at scales $\lambda \approx \lambda_{\text{max}} \tau_s^{3/2} \alpha^{3/4} (H_g/\lambda_{\text{max}})^{3/2} \ll \lambda_{\text{max}}$ (so $\tilde{\lambda} \sim \alpha^{1/4} \tau_s^2$). We can, on these scales, also approximate $f_i \approx g_i \approx (\lambda/\lambda_{\text{max}})^{2/3} \approx \alpha^{1/2} \tau_s$, and drop higher-order terms in $\lambda/\lambda_{\text{max}}$ or $\tilde{\lambda}$. If we take either the tightly coupled ($\beta = 1$) or un-coupled ($\beta = 0$) limits, we obtain

$$\tilde{\rho}_{\text{crit}} \sim \begin{cases} \left(\frac{Q}{2\alpha^{3/2} \tau_s^3} \right)^{1/2} & (\beta = 1) \\ \frac{Q}{2} \left(1 + \tau_s^{-2} \right) & (\beta = 0) \end{cases} \quad (33)$$

or

$$\delta_\rho \gtrsim \begin{cases} Z_d^{-1} \tau_s^{-2} \alpha^{-1/4} (Q/2)^{1/2} & (\beta = 1) \\ Z_d^{-1} \tau_s^{-5/2} \alpha^{1/2} (Q/2) & (\beta = 0) \end{cases} \quad (34)$$

This requires extremely large density fluctuations: for $Z_d \sim Z_\odot$, and $Q \sim 60$ (MMSN at $r_* \sim 1\text{au}$), this gives minimum δ_ρ of $\sim 3 \times 10^5 (\tau_s/0.1)^{-2} (\alpha/10^{-4})^{-1/4}$ and $\sim 5000 (\tau_s/0.1)^{-5/2} (\alpha/10^{-4})^{1/2}$, respectively.

Physically, even if we ignore gas pressure, and the density fluctuation is small-scale (so shear can be neglected), grains must still overcome their turbulent velocity dispersion in order to collapse. A simple energy argument requires $GM_d^2(<\lambda)/\lambda \gtrsim M_d(<\lambda) \langle v_d^2(\lambda) \rangle$ (where M_d is the dust mass inside the region of size λ); using $M_d(<\lambda) \sim \rho_d \lambda^3$ and $\langle v_d^2(\lambda) \rangle \sim (\lambda/t_e^d)^2$, this is just $G\rho_d \gtrsim (t_e^d)^{-2}$. In other words, the collapse time $t_{\text{grav}} \sim (G\rho_d)^{-1/2}$ must be shorter than the eddy turnover time (within the grains) t_e^d on the same scale. But recall, the clustering occurs characteristically on a scale where for the gas, $t_e \sim t_s$. Thus, the grains are at least marginally coupled, and the grain $t_e^d \sim t_e \sim t_s$ – the same eddies that induce strong grain clustering *necessarily* induce turbulent grain motions with eddy turnover time on the same scale $\sim t_s$ (see Bec et al. 2009). So collapse of even a “collisionless” grain population requires $t_{\text{grav}} \lesssim t_s$. Using $Q \sim \Omega^2/(G\rho_g)$ and $\rho_d \sim \rho_g \tilde{\rho}$ (for $\tilde{\rho} \gg 1$), we see this is equivalent to the $\beta = 0$ criterion above. Since, in this limit, $t_{\text{grav}} < t_s$, taking $\beta = 0$ is in fact a good approximation (and since the $\beta = 1$ criterion requires a still higher density, so $t_{\text{grav}} \ll t_s$, it is not the relevant case limit here).

Thus even with no gas pressure effects ($\beta = 0$), collapse ($\delta_\rho^{\text{max}} \gtrsim \delta_\rho^{\text{collapse}}$) requires $\tau_s \gtrsim 0.2 (\alpha/10^{-4})^{1/5} (\delta_\rho^{\text{max}} Z_d/1000 Z_\odot)^{-2/5} (Q/60)^{2/5}$ – unless the disks are extremely quiescent ($\alpha \ll 10^{-7}$), we are forced to consider large grains (where $\tau_s \ll 1$ is not true).

Before going on, however, note that the arguments we make above apply only to *dynamical* collapse of small grains. *Secular* collapse of small grains, through the slow, nearly incompressible “sedimentation” mode described in e.g. (Youdin 2011; Shariff & Cuzzi 2011) may still be possible in this regime. As noted above, this requires a different treatment entirely and is outside the scope of this paper; however, it may present an alternative channel for planetesimal formation if only small grains are present.

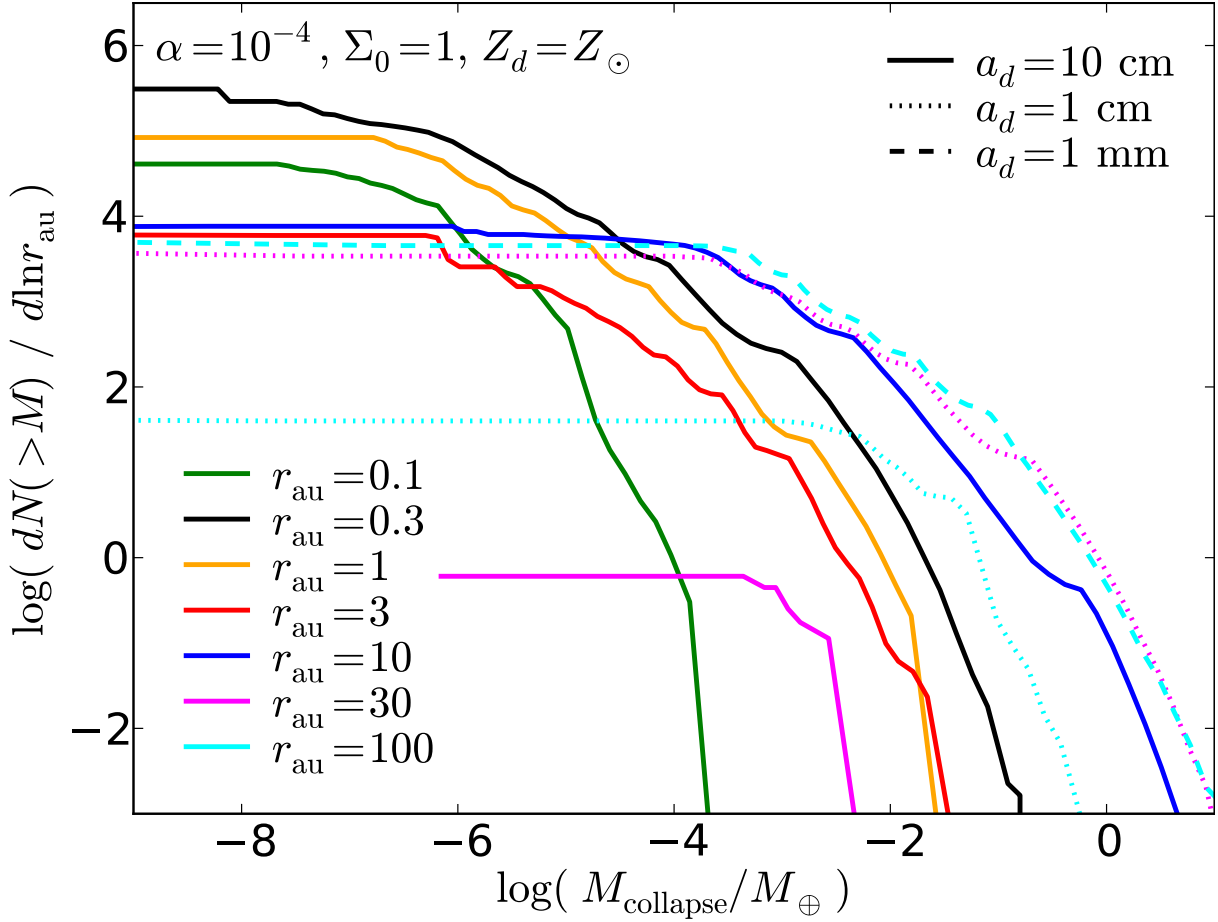


Figure 3. Predicted mass function of collapsing (self-gravitating) pebble-pile planetesimals formed by turbulent grain density concentrations. We plot the cumulative number formed at various radial distances from the star (per unit orbital distance: $dN/d\ln r_{\text{au}}$), as a function of mass (in Earth masses). The disk is our standard MMSN model ($Z = Z_{\odot}$, $\Sigma_0 = 1$; see § 2.2), with $\alpha = 10^{-4}$. Different line types assume the grain mass is concentrated in grains of different sizes (as labeled). If the grains are large (10 cm), then pebble piles can collapse directly to masses from $\sim 10^{-8} - 1 M_{\oplus}$ over a range of orbital radii $\sim 0.1 - 20$ au. If grains only reach 1 cm, the lower τ_s super-exponentially suppresses this process at smaller radii, and it can only occur at large radii $\gtrsim 20 - 30$ au, where $\tau_s \gtrsim 0.1$ (however the range of masses at these radii is large, from $\sim 10^{-4} - 10 M_{\oplus}$). For maximum grain sizes = 1 mm, this is pushed out to $\gtrsim 100$ au.

3.2 Large Grains

For large grains, fluctuations are possible on large scales. For a flat perturbation spectrum, the most unstable scale is $\lambda \sim h_d$ (Goldreich & Lynden-Bell 1965; Toomre 1977; Lau & Bertin 1978; Laughlin & Bodenheimer 1994), so take this limit now. In this case $f_i \approx g_i \approx (\alpha/\tau_s)^{1/3}$ and $\bar{\lambda} \approx 1$, giving

$$\tilde{\rho}_{\text{crit}} \sim \begin{cases} \left(\frac{Q\tau_s}{\alpha}\right)^{1/2} & (\beta = 1) \\ Q(1 + \tau_s^{2/3}\alpha^{1/3}) & (\beta = 0) \end{cases} \quad (35)$$

or

$$\delta_{\rho} \gtrsim \begin{cases} Z_d^{-1} Q^{1/2} & (\beta = 1) \\ Z_d^{-1} Q \sqrt{\alpha/\tau_s} & (\beta = 0) \end{cases} \quad (36)$$

Even at $Z_d \sim Z_{\odot}$ and $Q \sim 60$, this gives a minimum δ_{ρ} of ~ 400 and $\sim 100 (\tau_s/0.1)^{-1/2} (\alpha/10^{-4})^{1/2}$, respectively. Collapse is far “easier” when grains can induce fluctuations on large scales.

In this limit, the $\beta = 0$ criterion is just the a Roche criterion, $t_{\text{grav}} \lesssim \Omega^{-1}$ (the turbulence is sub-sonic, so its support is not dominant on large scales). The $\beta = 1$ criterion is more subtle: recall

that the “effective” sound speed of the coupled fluid is $\sim c_s^{\text{eff}}/\sqrt{\bar{\rho}}$ (Safronov & Zvjagina 1969; Marble 1970; Sekiya 1983), and that $\tau_s/\alpha = (H_g/h_d)^2$, $c_s \sim \Omega H_g$, and $Q \sim \Omega^2/G\rho_g$. Then we see this criterion is equivalent to $t_{\text{grav}} \lesssim t_{\text{cross}} \equiv h_d/c_s^{\text{eff}}$, i.e. that the collapse time is shorter than the effective sound-crossing time on the scale h_d . For $\tau_s \lesssim 1$, these generally do allow $t_{\text{grav}} \gtrsim t_s$, so $\beta \sim 1$ is the more relevant limit – but importantly, collapse of the two-fluid medium even on timescales $\gg t_s$ is allowed, provided a large overdensity can form on sufficiently large scales (i.e. collapse is “slow” compared to the stopping time, but “fast” compared to the dynamical and effective sound-crossing times). In other words, the important criterion is the “effective” Jeans number of the coupled dust-gas fluid,

$$J \equiv \frac{\rho G}{c_{s,\text{eff}}^2 k^2} = \frac{(\rho_d + \rho_g)^2 G}{\rho_g c_s^2 k^2} \sim \frac{\tilde{\rho}^2 \langle \rho_g \rangle_0 G \lambda^2}{c_s^2} \sim \frac{t_{\text{cross}}^{\text{eff}}}{t_{\text{grav}}} \lesssim 1 \quad (37)$$

$$\tilde{\rho}_{\text{crit}}(\lambda) \sim \frac{c_s}{\lambda \sqrt{G \langle \rho_g \rangle_0}} \sim Q^{1/2} \frac{c_s}{\lambda \Omega} \quad (38)$$

$$\tilde{\rho}_{\text{crit}}(\lambda \sim h_d) \sim Q^{1/2} \frac{c_s}{\sqrt{\alpha/\tau_s} H_g \Omega} \sim \left(\frac{Q\tau_s}{\alpha}\right)^{1/2} \quad (39)$$

(where we have dropped the order-unity prefactors). This was first proposed as a key revision to the Goldreich & Ward (1973) mid-

plane density by Safronov & Zvjagina (1969) and Marble (1970), and appreciated by Sekiya (1983) (see also Youdin 2011; Shariff & Cuzzi 2011); recently, direct numerical simulations by Shariff & Cuzzi (2014) following the full non-linear collapse of a dusty sphere (no angular momentum or turbulent terms) in the perfect-coupling ($\tau_s \rightarrow 0$) limit have explicitly confirmed that for $J \gtrsim 0.4$, collapse will occur and proceeds on the dynamical (free-fall) time, while for smaller J only the “secular” sedimentation mode survives (see also Wahlberg Jansson & Johansen 2014, who obtain consistent results in the perfectly un-coupled limit). This agrees well with our criterion, if we take the appropriate limits (and keep the relevant pre-factors).

In Hopkins (2013c), approximate expressions are given for the maximum density fluctuations seen in simulations of large grains on large scales (Table 2 therein), which provide a good fit to the results of numerical simulations of MHD (zonal-flow), streaming-instability, and driven turbulence (Hogan & Cuzzi 2007; Bai & Stone 2010b; Dittrich et al. 2013; Hendrix & Keppens 2014). These are $\ln \delta_\rho^{\max} \sim 6\delta_0(1+\delta_0)^{-1} \ln[1+b_d(1+\delta_0)+b_d^{3/2}(\sqrt{1+\delta_0^2}-1)]$ where $\delta_0 \approx 3.2\tau_s/(1+\tau_s^2)$ and $b_d \sim 1$ depends on the ratio of drift to turbulent velocities. For $\tau_s \lesssim 1$, this becomes $\delta_\rho^{\max} \sim \exp[20 \ln(1+b_d)\tau_s]$; comparing this to the above ($\beta = 1$) criterion requires $\tau_s \gtrsim 0.05 \ln(Q^{1/2}/Z_d)/\ln(1+b_d) \sim 0.3$. So sufficiently large grains can indeed achieve these fluctuations.

4 NUMERICAL RESULTS

Now we show the results of the full numerical model described in § 2, for specific choices of the disk parameters.

4.1 The Collapse Threshold

4.1.1 Dependence on Spatial Scale: Large Scales are Favored

In Fig. 1 we illustrate how the threshold for self-gravity derived in § 2.3 scales as a function of various properties. Recall, the combination $\delta_\rho Z_d$ must exceed some value (Eq. 25) which is a function only of (τ_s, Q, α) in order for an over-density to collapse on a dynamical timescale. So the collapse threshold in dimensionless units of grain-density fluctuations (δ_ρ) scales inversely with the dust-to-gas mass ratio Z_d . We see that, as is generic for Jeans/Toomre collapse and expected from the arguments in § 3, higher over-densities are required for collapse on small scales, with a minimum in δ_ρ around $\lambda \sim h_d$. On small scales the thermal pressure term in Eq. 18 ($\propto \lambda^{-2}/\bar{\rho}$) dominates the support vs. gravity ($\propto \bar{\rho}$), giving $\bar{\rho}_{\text{crit}} \propto \lambda^{-1}$. On large scales $\lambda \gg h_d$ angular momentum dominates Eq. 18 and, just as in the Toomre problem, $\bar{\rho}_{\text{crit}} \propto \lambda$.

4.1.2 Dependence on Grain Properties

We also see that, generically, larger grains (larger τ_s) require smaller δ_ρ for collapse. This is because (with other disk properties fixed) the initial dust disk settles to a smaller scale height (larger density), and because the resistance by gas pressure is weaker. The change in this behavior for large grains $\tau_s \gtrsim 1$ on small scales owes to the fact that the velocity dispersions of large grains de-couple from the gas and become scale-independent (do not decrease with λ) on small scales.

If we focus on δ_ρ around scales $\lambda \sim h_d$ or $\lambda \sim \lambda_e(t_e = t_s)$, as in § 3, we confirm our approximate scalings above. Near $\sim h_d$, collapse requires modest over-densities $\sim 100 - 1000$, weakly dependent on τ_s or α (for small $\alpha \lesssim 10^{-3}$) and $\propto Q^{1/2}$, confirming our approximate scaling for $\beta = 1$ (since in this limit, $t_{\text{grav}} \gtrsim t_s$, $\beta \sim 1$). Around $\lambda \sim \lambda_e(t_e = t_s)$, we see, as expected, a strong

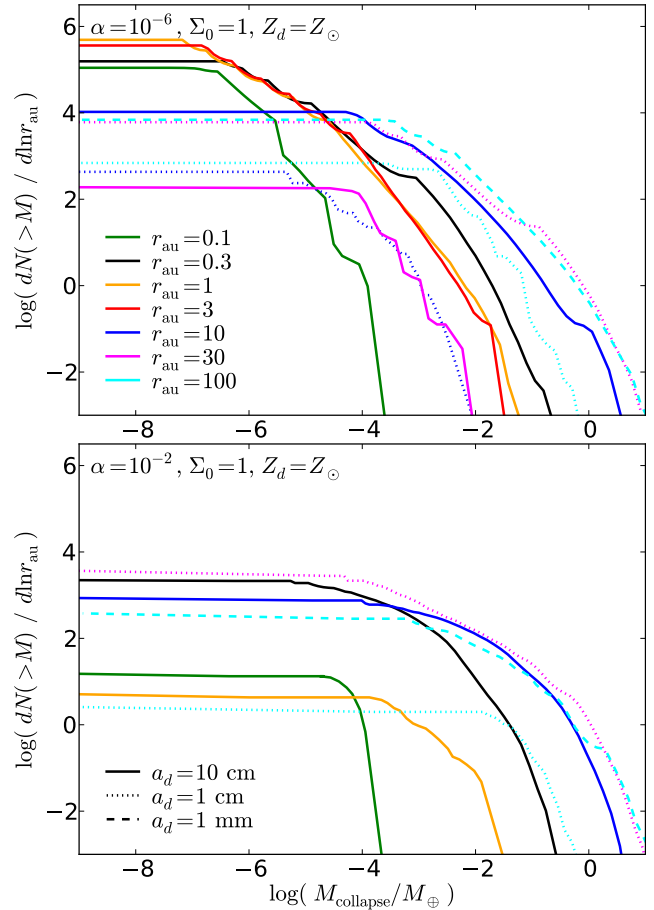


Figure 4. Predicted pebble pile mass function, as Fig. 3, for varied $\alpha = 10^{-6} - 10^{-2}$ (top and bottom). At large masses, α has little effect on the MF. At low masses, increasing α means larger turbulent support on small scales, suppressing low-mass pebble pile formation. For high- α , this flattens the MF slope and eliminates pebble pile formation at some smaller radii even for large grains. However, most of our conclusions about the radii where pebble pile formation can occur, as a function of grain size, are not changed.

scaling $\delta_\rho \propto \tau_s^{-5/2}$ with weak residual dependence on α (and also $\propto Q$), as expected from our derivation above.

4.1.3 Importance of Gas Pressure

In Fig. 2 we repeat this exercise but simply force $\beta = 1$ or $\beta = 0$. We can see that either approximation fails to match our usual “hybrid” interpolated model, at some range of scales, by about an order of magnitude. This indicates that it is clearly necessary to understand the non-linear behavior of collapsing objects, when $\tau_s \sim t_{\text{grav}}$. However, assuming $\beta = 1$ does not much change the criteria for large-scale collapse, and while the change at small scales is large we require such large values of δ_ρ that dynamical collapse is unlikely in any case. But assuming $\beta = 0$ gives lower collapse thresholds by an order-of-magnitude or more on large scales (the most interesting range for our calculation). In this regime the collapse thresholds are such that the collapse time is longer than the stopping time, so it is probably not a good approximation to neglect gas pressure. The collapsing dust will drag gas with it, increasing the gas pressure (Youdin 2011; Shariff & Cuzzi 2011, 2014), hence our assumption of $\beta = 1$, but the full non-linear behavior in this regime remains poorly understood.

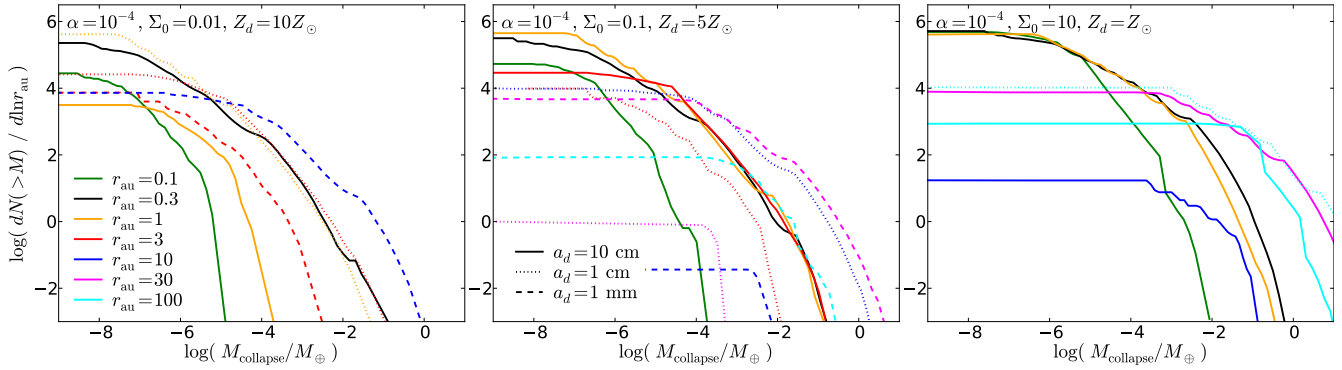


Figure 5. Predicted pebble pile mass function, as Fig. 3, for varied protoplanetary disk properties. Here we fix $\alpha = 10^{-4}$, but vary the disk mass/surface density (proportional to $\Sigma_0 \equiv \Sigma/\Sigma_{\text{MMSN}}$) and metallicity Z_d . *Left:* Very low-density (but high- Z_d disk); this corresponds to a MMSN which has lost $\sim 99\%$ of its gas but only $\sim 90\%$ of its large grains. Such a disk is expected to form collapsing pebble piles at $\sim 1 - 10$ au even with \sim mm-cm sized grains! *Middle:* Low density disk (MMSN after losing $\sim 90\%$ of its gas and $\sim 50\%$ of its large grains). Intermediate grains *Right:* High-density disk ($\sim 10\times$ MMSN), with solar abundances. Only large grains can form pebble piles. Although the mass and mean density increase, and Toomre Q decreases, with increasing Σ_0 , the parameter $\tau_s \propto \Sigma_0^{-1}$ (at fixed grain size) decreases. Since the maximum amplitude of grain density fluctuations scales super-exponentially with τ_s (while the threshold for collapse is only linear in Q), this means smaller grains can preferentially form pebble piles in *lower* density disks (where $\tau_s \sim 1$).

4.2 The Mass Function of Resulting Pebble-Pile Planetesimals

Given our assumptions, we can now estimate the mass function of collapsing dust density fluctuations. Fig. 3 shows the results for our “default” MMSN model ($\Sigma_0 = 1$, $Z_d = Z_\odot$, $\alpha = 10^{-4}$), at various radii, assuming different grain sizes.

4.2.1 Dependence on Orbital Distance and Grain Size

As expected, if the grains are sufficiently large ($\tau_s \sim 1$), the model predicts that self-gravitating pebble piles will form over a range of orbital radii, with a wide range of self-gravitating masses. For $R_d \sim 10$ cm, all radii $r_{\text{au}} \sim 0.1 - 10$ have $\tau_s \sim 1$ and form pebble piles. At still smaller radii, large Q values imply sound speeds sufficient to suppress collapse; at larger radii, $\tau_s \gg 1$, and so grain-density fluctuations are actually suppressed because the grains are approximately collisionless (large density fluctuations cannot be generated by the gas, for $\tau_s \gtrsim 3 - 5$). For smaller grains, we must go to larger radii before $\tau_s \sim 1$, and collapse becomes possible. For $R_d \sim 1$ cm, pebble pile formation at $\ll 10$ au is completely suppressed – we stress that because the density fluctuations depend exponentially on τ_s , the predicted number density is $< 10^{-10}$ here! We see this rapid threshold behavior set in between $\tau_s \sim 0.1 - 0.3$, a parameter space we explore further below.

4.2.2 The Minimum and Maximum Masses

Where possible, these collapse events form objects with a range of masses $\sim 10^{-8} - 10M_\oplus$.

The *maximum* mass is given by the behavior of the largest velocity structures. Recall, in this model, grains are essentially passive, so if structures of non-zero vorticity exist with $\lambda_e \gtrsim h_d$ (with the appropriate $t_e \sim t_s$), they still drive grain density fluctuations in the midplane dust layer (so long as the eddy intersects the midplane somewhere) on scales $\sim \lambda_e$, even if we take the dust layer to be infinitely thin.⁸ Indeed, this is just one of the toy-model cases considered in Hopkins (2013c) (see also Lyra &

Lin 2013): a large in-plane vortex in a disk perturbing a razor-thin (two-dimensional) dust distribution in the midplane; for which the same scalings apply as the three-dimensional case. It simply becomes dust *surface density* fluctuations that are driven by the large vortices trapping or expelling dust, rather than three-dimensional density fluctuations. So surface density fluctuations can, in principle, form over a wide range of scales; for a large structure with $\lambda_e \gtrsim h_d$, the enclosed grain mass in the perturbation becomes $M \approx \pi \Sigma_{\text{crit}} \lambda^2 = 2\pi \langle \rho_g \rangle_0 \tilde{\rho}_{\text{crit}} h_d^3 \tilde{\lambda}^2$. Based on the arguments in § 3, we expect $t_{\text{grav}} \gtrsim t_s$ (so $\beta \sim 1$) on these scales, so $\tilde{\rho}_{\text{crit}} \sim (Q\tau_s/2\alpha\tilde{\lambda})^{1/2}$. If we assume $\tau_s \sim 1$, and that the largest *possible* structures reach $\sim H_g$, then we obtain

$$M_{\text{collapse}}^{\text{max}}(\tau_s \sim 1) \sim \sqrt{2}\pi \frac{\alpha^{1/4} Q^{1/2}}{\tau_s^{1/4}} \langle \rho_g \rangle_0 H_g^3 \quad (40)$$

$$\sim 0.03 \left(\frac{\alpha}{10^{-4}} \right)^{1/4} \Sigma_0^{1/2} r_{\text{au}}^{27/28} M_\oplus \quad (41)$$

So the maximum mass is only weakly-dependent on α , while it increases with disk surface density and is nearly proportional to radius (because the disk mass increases with r_{au}).⁹ Note that this is not the “typical” object or structure – we do not expect the driving scale for turbulence, for example, to reach H_g . Rather it is where we expect a very steep cutoff in the largest possible object sizes (in Fig. 3, note that this corresponds to a number of such objects a factor of $\sim 10^7$ lower than the “typical” objects). If we want to estimate a more typical mass, where, say, the mass function begins to turn over more steeply, we should take a size scale of $\sim h_d$ or of the velocity structures with turnover times $\sim \Omega^{-1}$ (which should have sizes $\sim \alpha^{1/2} H_g$). For $\tau_s \sim 1$, these are the same, and this gives us a characteristic mass

$$M_{\text{collapse}}^{\text{intermediate}}(\tau_s \sim 1) \sim \sqrt{2}\pi \alpha Q^{1/2} \langle \rho_g \rangle_0 H_g^3 \quad (42)$$

$$\sim 3 \times 10^{-4} \left(\frac{\alpha}{10^{-4}} \right) \Sigma_0^{1/2} r_{\text{au}}^{27/28} M_\oplus$$

The *lower* mass limit is also predicted because on sufficiently small scales, $t_{\text{cross}} = \lambda_e/v_{\text{drift}} \ll t_e$ (so grains do not have time to

⁸ Note that, even if the grains themselves drive the turbulence, as in the streaming instability case, such large velocity structures form via the shearing of smaller structures, albeit with relatively limited power in their associated velocity fluctuations (see e.g. Johansen & Youdin 2007).

⁹ Interestingly, if we had very large-scale fluctuations, $\lambda \gtrsim H_g$, then the shear/angular momentum term would be the dominant term resisting collapse and we would obtain $M_{\text{collapse}}^{\text{max}} \sim \pi Q \langle \rho_g \rangle_0 H_g^3$, i.e. just the standard Hill mass.

interact with eddies) and/or $t_s \gg t_e$ (so turbulent eddies do not significantly perturb the dust). For $\tau_s \lesssim 1$, $t_s \gg t_e$ occurs on scales $\lambda/H \lesssim \alpha^{3/4} \tau_s^{3/2} \ll h_d$ (so $M \approx (4\pi/3) \rho_{\text{crit}} \lambda^3$), where a combination of gas pressure and turbulence form the dominant source of support ($\rho_{\text{crit}} \propto \lambda^{-1}$; see Fig. 1). Plugging in this scale to get values of ρ_{crit} , after some algebra we obtain

$$M_{\text{collapse}}^{\text{min}}(\tau_s \sim 1) \sim \frac{2\sqrt{2}\pi}{3} \frac{\alpha^{3/2} Q^{1/2}}{\tau_s^3} \langle \rho_g \rangle_0 H_g^3 \quad (43)$$

$$\sim 2 \times 10^{-7} \left(\frac{\alpha}{10^{-4}} \right)^{3/2} \Sigma_0^{1/2} r_{\text{au}}^{27/28} M_{\oplus} \quad (44)$$

For these simplifying cases, we predict that the “dynamic range” of the mass function is

$$\frac{M_{\text{collapse}}^{\text{min}}}{M_{\text{collapse}}^{\text{max}}} \sim \alpha^{5/4} \quad (45)$$

4.2.3 Dependence on Turbulence Strength

Fig. 4 shows how the MF depends on α . As expected from our simple calculation above, the “maximum” masses and top-end of the MF depend weakly on α , but the “minimum” mass and low-mass end depend strongly on α . Increasing α truncates the MF at higher minimum masses, because collapse is more difficult both owing to the thicker grain disk (so it is harder to collapse on scales $\lesssim h_d$) and increased local turbulent kinetic energy resisting collapse. At high $\alpha \gtrsim 10^{-2}$, this eliminates entirely collapse at some orbital radii $\lesssim 1$ au (though for the most part the criteria for collapse at high masses are unchanged).

4.2.4 The Mass Function Slope

We also see the MF becomes flatter as α increases. Qualitatively, this follows from the same argument, that higher α suppresses small-scale collapse. Quantitatively, we can understand the slope as follows. The MF is given by Eq. 32; the exact solution must be evaluated numerically for the non-Gaussian statistics and complicated collapse threshold here. However, if the density fluctuations are distributed approximately as a log-normal, and the dependence of the *logarithmic* collapse threshold ($\ln \delta_\rho$) on scale is weak (logarithmic), then we can roughly approximate the MF by the Press & Schechter (1974) solution for the mass function (number density n of density fluctuations above a fixed threshold B in a log-normal Gaussian random field¹⁰)

$$\frac{dn}{d \ln M} \sim \frac{\rho_{\text{crit}}(M)}{M} \frac{B_0}{\sqrt{2\pi} S^3} \left| \frac{dS}{d \ln M} \right| \exp\left(-\frac{B^2}{2S}\right) \quad (46)$$

Here B is the “barrier” – a variable which represents the critical density of collapse, which for a lognormal distribution of the dimensionless density fluctuation $\delta_\rho = \rho_d / \langle \rho_d \rangle$ is just $B \equiv \ln \delta_\rho^{\text{crit}} + S/2$ (see Hennebelle & Chabrier 2008; Hopkins 2012b). And S is the log-normal variance in the dust density distribution ρ_d on a smoothing scale λ_{first} corresponding to $M = M(\lambda_{\text{first}})$ (see § 2.5). Expanding this out and dropping the numerical pre-factors (since we want to isolate just the logarithmic slope), we obtain

$$M \frac{dn}{d \ln M} \propto \delta_\rho \frac{|\ln \delta_\rho + S/2|_{\lambda=\lambda_{\text{max}}}}{S^{3/2}} \delta_\rho^{-\frac{1}{2} - \frac{\ln \delta_\rho}{2S}} \exp(-S/8) \quad (47)$$

¹⁰ In Hopkins 2013a, we derive this for more generic random fields, and include a detailed discussion of the accuracy of the approximation for different collapse thresholds (dependence of $\delta_\rho^{\text{crit}}$ on scale) and statistics (Gaussian, lognormal, log-Poisson, etc.). For our purposes here, it is adequate – given the other assumptions in our model – to approximate the slope of the predicted MF over regions where it is locally power-law like.

Both numerical simulations (Johansen & Youdin 2007; Johansen et al. 2012) and analytic estimates (Hopkins 2013c) show that for large grains ($\tau_s \sim 1$), the power in logarithmic density fluctuations on large scales ($t_e \gtrsim \Omega^{-1}$) is approximately scale-free: $dS/d \ln \lambda \approx S_0 = \text{constant}$, with $S_0 \approx C_\infty |\delta_0|^2 = 2|(5/2)\tau_s/(1 + \tau_s^2)|^2$. This comes simply from the fact that the centrifugal force in large eddies is dominated by the Keplerian/orbital term (Ω), which is scale-independent. This is directly verified in numerical simulations in Johansen & Youdin (2007); Zhu et al. (2014). And over most of the dynamic range of interest, the critical density depends on scale as $\delta_\rho \propto \lambda_{\text{first}}^{-1}$ (see § 3).

On small scales (well below the grain disk scale height), we also have $M_{\text{collapse}} \propto \rho_{\text{crit}} \lambda_{\text{first}}^3 \propto \delta_\rho \lambda_{\text{first}}^3$. Combining these power-law approximations with Eq. 47, and ignoring the factors that are either constant or slowly (logarithmically) varying in λ_{first} (such as the $S^{3/2}$ term), we obtain

$$M \frac{dn}{d \ln M} = M^2 \frac{dn}{dM} \propto f(\ln M) M^q \quad (48)$$

$$q \sim \frac{\ln \delta_\rho}{4S_0} + \left(\frac{S_0}{16} - \frac{1}{4} \right) \quad (49)$$

$$\sim \frac{1.1}{1 - 0.2 \ln(\alpha/10^{-2})} \quad (\lambda \ll h_d) \quad (50)$$

where the latter equality comes from noting that the $(S_0/16 - 1/4)$ term is small for all $\tau_s \sim 1$ of interest, and evaluating δ_ρ as in § 3 for $\tau_s \sim 1/3$ (the approximate threshold where we see the MF rise, though variations $\tau_s \sim 1/3 - 3$ have weak effects here).

On somewhat larger scales, the structures become comparable in size to $\sim h_d$; so we must modify this for effectively “two-dimensional” structures, $M_{\text{collapse}} \propto \rho_{\text{crit}} h_d \lambda_{\text{first}}^2 \propto \delta_\rho \lambda_{\text{first}}^2$, and $\delta_\rho \sim \text{constant}$ (see Fig. 1; this is the “turnover” or “trough” in the Figure). With our other assumptions, this just gives

$$q \rightarrow 0 \quad (\lambda \gtrsim h_d) \quad (51)$$

This is the turnover see in Figs. 3-5, where $dN/dM \propto M^{-2}$ and the number of planetesimals predicted falls rapidly (while at smaller scales it falls slowly).

We can understand this as follows. Since the density fluctuations are approximately scale-free over some range, if the “collapse threshold” were also scale-free, then the entire system would be scale-free and we would expect self-similar structure, or $q \approx 0$ (equal mass over each logarithmic interval in mass). And indeed we do see this on scales close to $\sim h_d$. This is a generic consequence of many very different processes, for example supersonic gas turbulence (Hopkins 2012a) or cosmologically-seeded dark matter density fluctuations (Press & Schechter 1974). However, as we push to smaller scales, the threshold is not scale free; collapse is “more difficult” (requires larger δ_ρ) on small scales, so the MF is biased towards higher-mass objects (larger-scale fluctuations). To leading order, a threshold which grows “steeply” below $\sim h_d$ leads to $q \sim 1$; the logarithmic correction for α reflect the fact that as α is lowered, collapse on small scales becomes “easier” (for the reasons discussed above), so the MF is less biased towards higher-masses.

4.2.5 Dependence on Metallicity & Disk Densities

Fig. 5 repeats our MF calculation, this time varying the nebula properties (surface density Σ_0 and metallicity Z_d). At otherwise fixed conditions, increasing the metallicity does not have much effect on the predicted mass function, when planetesimals form (as expected from our simple derivation above). However, it does increase the range of orbital radii over which pebble piles can form at all – we discuss this further below.

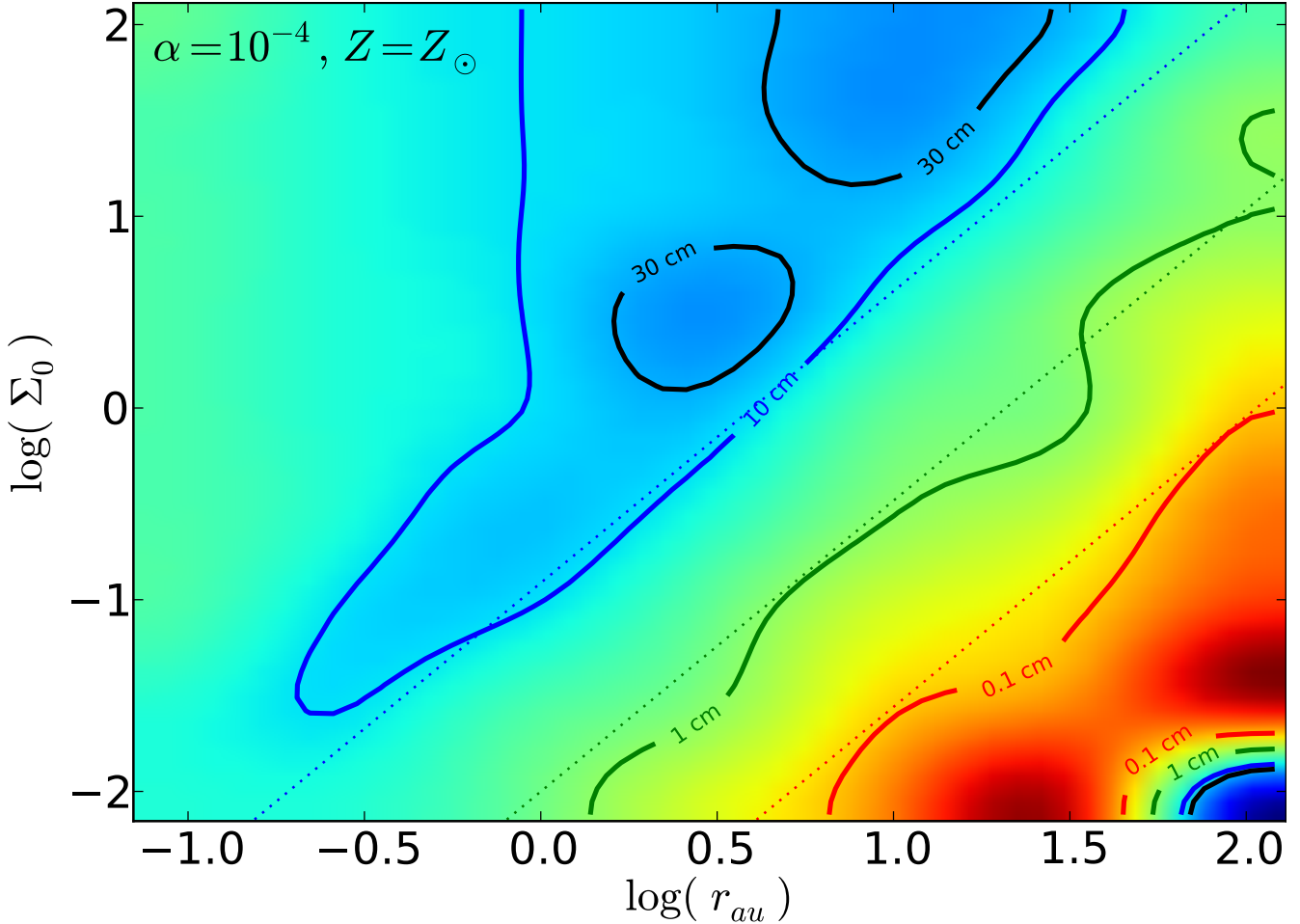


Figure 6. Minimum grain size needed for pebble-pile formation, as a function of orbital distance from a solar-type star and disk surface density. Distance is in au, and surface density $\Sigma_0 \equiv \Sigma(r)/(1000 r_{\text{au}}^{-3/2})$ is the density normalized to the MMSN. In all cases we take $Z_d = Z_\odot$ and $\alpha = 10^{-4}$. Color encodes the minimum grain size above which formation and collapse of pebble pile planetesimals will occur, increasing from red-green-blue (lines show the contours for specific values of $R_{d,\text{cm}} = 0.1, 1, 10, 30$). Dotted lines of the corresponding color show our simple analytic threshold estimate for the same grain size. In the MMSN ($\log \Sigma_0 = 0$), small grains with $\gtrsim 1$ cm (0.1 cm) can form pebble piles at $r \gtrsim 30$ au ($\gtrsim 100$ au), but large $\sim 10 - 30$ cm “boulders” are required to trigger the process at $\sim 1 - 3$ au. However, the process is strongly sensitive to surface density, and *lower* density disks will, at the same $R_{d,\text{cm}}$, form pebble piles more easily. At $\Sigma \sim 0.1 \Sigma_{\text{MMSN}}$, ~ 1 cm grains can trigger pile formation at ~ 3 au.

Varying the disk surface density – with otherwise fixed properties – has a more dramatic predicted effect on pebble pile formation. Once again though, *most* of this effect is in controlling whether piles form at all, not changing the mass function when they do form. Increasing Σ_0 does (weakly) shift the maximum in the MF to higher masses, in line with our expectation for $M_{\text{collapse}}^{\text{max}}$.

4.3 General Conditions for Collapse

Our numerical calculation allows us to map the parameter space in which dynamical grain collapse may occur. As we noted above, the solutions are essentially Boolean: depending on the parameters of a given disk, either pebble pile formation is common, or it is exceptionally rare/impossible. Therefore we treat this as a binary process and ask under which parameters we recover an interesting probability of pebble pile formation.¹¹ At a given radius, for a solar-type

star, the key parameters are the grain size R_d and the disk parameters: α , Σ_0 , and Z_d .¹²

Figs. 6-8 map the *minimum* grain size R_d needed for the formation of collapsing pebble piles (by our definition), as a function of α , Σ_0 , and Z_d , at different radii in a protoplanetary disk. Fig. 6 shows the dependence of this grain size on orbital radius and surface density (relative to the MMSN) in a disk around a solar-type star, with our “default” $\alpha = 10^{-4}$, $Z_d = Z_\odot$.

First, we confirm that our approximate estimate of the critical $\tau_s \gtrsim 0.05 \ln(Q^{1/2}/Z_d)/\ln(1+b_d)$ (§ 3.2) provides a reasonably good approximation to the full numerical calculation. We also can read off that for the MMSN ($\log(\Sigma_0) = 0$), grains with $R_d > (10, 1, 0.1)$ cm are required to form pebble piles at $r = (3, 30, 100)$ au, as we saw from our MF predictions in Figs. 3-5.

super-exponential in the important quantities above, modest changes to the exact threshold we choose makes only a tiny difference to our calculation.

¹² Implicitly, Z_d is the metallicity of grains with size about $\sim R_d$. For grains with a “normal” size distribution, most of the mass Z_d is in grains with the largest sizes. But this does not always have to be true.

¹¹ Formally we define “an interesting probability of pebble pile formation” as a mean predicted $\langle N(>M) \rangle > 1$ in the mass function, integrated down to a mass $M_{\text{min}} = 10^{-8} M_\oplus$. But because the scaling of the predicted MF is

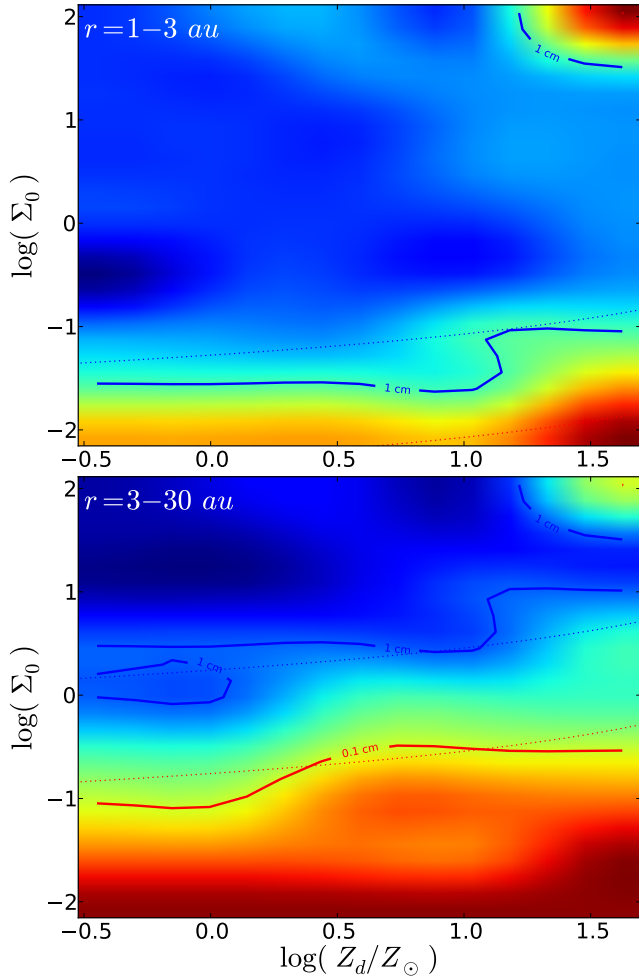


Figure 7. Minimum grain size needed for pebble pile formation, as a function of disk metallicity and surface density integrated over two ranges of orbital distance. The figure style is as Fig. 6. Higher- Z_d disks require smaller fluctuations to collapse and have more “seed material,” so require smaller grains to seed planetesimal formation, but the dependence is weak (logarithmic).

4.3.1 Dependence on Disk Densities: Lower-Density Disks Promote Collapse

Given this, we see that at fixed r_{au} , varying the disk surface density – with otherwise fixed properties – has a dramatic effect on pebble pile formation. First recall that since $\langle \rho_g \rangle_0 c_s = \langle \rho_g \rangle_0 H_g \Omega$, $\tau_s \propto R_{d,\text{cm}} / \Sigma_g(r)$ depends only on the grain size and disk surface density for any equilibrium disk. Combining that with the simple analytic criterion on τ_s we derived above for large fluctuations, we require a minimum $R_{d,\text{cm}} \propto \Sigma_g(r)$ for pebble pile formation (or in more detail, $R_{d,\text{cm}} \gtrsim 100 \psi(Q, Z_d, \alpha) (\Sigma_g / 1000 \text{ g cm}^{-2})$ where ψ collects the logarithmic corrections; see § 6).

This means that for otherwise fixed grain sizes, *lower* surface density disks are more prone to pebble pile formation! Physically, if we keep $R_{d,\text{cm}}$ fixed and decrease Σ , τ_s increases. But the maximum amplitude of grain fluctuations then grows super-exponentially in τ_s (for $\tau_s \lesssim 1$, because the ability of grains to concentrate particles is sensitive to this number, and there is a large “multiplier” effect from all turbulent eddies in the cascade; see Hogan & Cuzzi 2007; Bec et al. 2007). The threshold for a density fluctuation to collapse does increase also, but this scales only linearly $\propto Q \propto \Sigma^{-1}$. So the increased clustering “wins.”

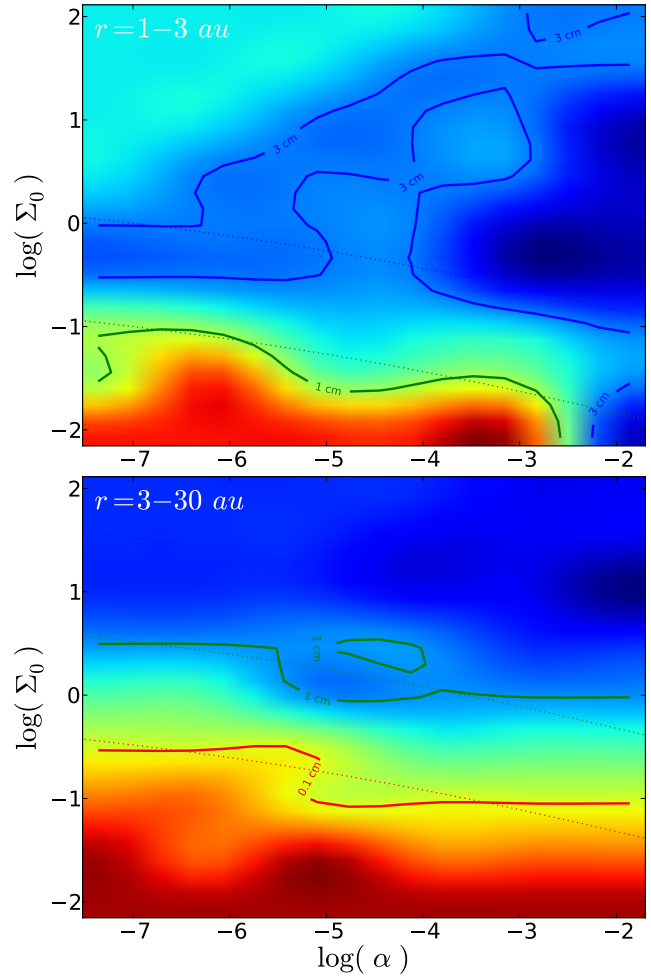


Figure 8. As Fig. 7, but here showing the minimum grain size for pebble pile formation as a function of the disk turbulent velocities ($\langle v_g^2 \rangle \sim H$) = αc_s^2) and surface density. Again, the dependence is weak. Weaker turbulence (lower α) leads to denser midplane disks and less turbulent resistance to collapse, so promotes planetesimal formation, but also drives weaker turbulent clustering of grains, so the net effect is both weak and somewhat complicated (non-monotonic).

Specifically, if we assume maximum sizes $R_{d,\text{cm}} \sim 1$, then pebble pile formation is only possible at $\gtrsim 30$ au in a MMSN, but this radius moves in to $\gtrsim 3$ au in a $\Sigma_0 = 0.1$ disk (10x lower-density), and $\gtrsim 1$ au in a $\Sigma_0 = 0.01$ disk.

Such low-density disks may be common. Andrews et al. (2013) recently compiled a large sample of protoplanetary disks; they found $M_{\text{disk}} \propto M_*$, with a median disk-to-stellar mass ratio of ≈ 0.003 ; for the MMSN profile out to ~ 100 au, this would give $\Sigma_0 \sim 0.2$; these are consistent with direct measurements of surface density profiles at large radii (Isella et al. 2009). So at least $\sim 50\%$ of disks may be in this regime! If we interpret some of the observational scatter in M_{disk}/M_* or Σ_0 as an evolutionary effect, then most disks must spend a significant fraction of their lifetime in this lower-density state – more than sufficient for pebble pile formation to occur in the model here. Indeed, at *some* point, disks must evaporate, so all disks pass through such a phase – and because the collapse is dynamical (occurs on timescale $\sim \Omega^{-1}$), all disks should experience a phase where cm-sized grains have $\tau_s \sim 1$ even at small radii.

The real question is not whether such grains would cluster –

the simulations modeling clustering can be freely scaled to this parameter space and show large-amplitude fluctuations (see Bai & Stone 2010a; Johansen et al. 2012; Dittrich et al. 2013; Jalali 2013). The question is whether such low-density disks could contain or support cm-sized grains. Some models suggest the maximum grain size scales $\propto M_{\text{disk}}$; the maximum size also depends on τ_s for fixed α , because the relative velocity of grains increases with τ_s and grains will shatter in collisions at sufficiently high velocities. Detailed calculations suggest that a population of such large grains would be difficult to sustain in a low-density disk (see § 6.2), so the existence of large-grains in a low-density disk would depend on their surviving from an earlier phase (which they can only do for the shorter of either the drift or shattering timescales). Whether they can survive long enough to trigger the instabilities described here is a question outside the scope of this paper, but of major importance for future study.

4.3.2 Dependence on Metallicity: Higher-Metallicity Helps, But Only Weakly

As noted above, the metallicity Z_d has a weak effect on the conditions where pebble piles can form. In agreement with the threshold we estimated $\tau_s \gtrsim 0.05 \ln(Q^{1/2}/Z_d)/\ln(1+b_d)$, the minimum τ_s (hence minimum grain size) needed to trigger collapse decreases with increasing metallicity. But this dependence is only logarithmic; so for $R_d \sim 10\text{cm}$ the range of pebble-pile forming radii in e.g. a $\Sigma_0 \sim 0.1$ disk shrinks from $\sim 0.05 - 6$ au when $Z_d \sim 20Z_\odot$ to $\sim 0.2 - 3$ au when $Z_d \sim 1Z_\odot$ and $\sim 0.3 - 3$ au when $Z_d \sim 0.1Z_\odot$. For a higher-density disk the effects are slightly weaker; for a lower-density disk ($\Sigma_0 \sim 1$), pebble pile formation ceases even for large grains below $Z_d \lesssim 0.1Z_\odot$. However, higher metallicities can help promote grain growth to larger sizes, so in this (indirect) sense, may be important.

4.3.3 Dependence on Turbulent α

We can also examine the dependence on the turbulent α parameter. Higher- α increases the *relative* clustering amplitude of grains (see Hogan et al. 1999; Hogan & Cuzzi 2007), because it implies a larger dynamic range of the turbulent cascade; but the effect is weak because so long as any eddies exist with $t_e \sim \Omega^{-1}$, the “added” dynamic range is outside the resonant range. Lower- α implies a more-dense grain disk, hence a lower threshold for pebble pile formation; this enters logarithmically in the critical τ_s . Together, these effects mean that the net dependence of the minimum grain size on α is quite weak.

However, we stress that some of this weak dependence stems from the *assumption* in our model that the characteristic timescale of large eddies is $\sim \Omega^{-1}$. Depending on the details of the mechanism driving the turbulence, long-lived “zonal flows” with coherence time $\gg \Omega^{-1}$ can form (see Dittrich et al. 2013). As shown in Hopkins (2013c), these can individually strongly alter the local grain clustering (see Fig. 9 therein).

5 COMPARISON TO OTHER CALCULATIONS OF PEBBLE-PILE PLANETESIMAL FORMATION

At this point, it is instructive to compare the results of our calculation to other calculations (both analytic and numerical) which attempted to estimate the formation rates and mass function of self-gravitating grain-piles.

5.1 Recent Simulations

Relevant to our models here are some recent direct numerical simulations which include self-gravity. Recent shearing-box simulations

of grains undergoing the streaming instability with self-gravity, with $\tau_s \approx 0.3$ (about equal to our estimate of the critical value for pebble-pile formation; see § 3.2) have been able to confirm that dynamical collapse is possible (see also Johansen et al. 2009) and that the mass function of collapsing pebble-piles has a power-law slope $q \sim 1$, in good agreement with our prediction from Eq. 49 (A. Johansen, private communication). Unfortunately the dynamic range in these simulations is not large enough to define the upper/lower limits of the mass function.

More surprisingly, the predicted mass function shapes here agree well with those from direct numerical simulations in Lyra et al. (2009a) (see their Figs. 5 & 10). Those simulations followed the dynamics of particles in an initially laminar disk with a gap carved by the presence of a single Jupiter-mass planet, and found that grains piled up and dynamically collapsed at the Lagrange points. Consistent with our predictions, they find optimum pebble-pile formation for grains with $\tau_s \sim 0.4$ (at the location where the grains actually are located); with the mass function rapidly falling off for factor $\sim 3 - 10$ smaller or larger grains. For the optimal case, they find a cutoff in the mass function of $\sim 0.1 M_\oplus$ at $r_{\text{au}} \sim 3 - 5$, very similar to our prediction (Eq. 40), with a small “tail” reaching earth-to-super-earth masses (as we predict in Figs. 3-5). Finally, the mass function range they follow is entirely dominated by the large-scale (effectively two-dimensional) domain, where we expect a slope $q \sim 0$, which also agrees well with the simulations. Given that the physics driving the grains is nominally different (“pressure bumps” induced by the presence of a pre-existing planet), this agreement is perhaps surprising. However, as Lyra et al. (2009a) note, the gaps set up vortices at their edges which do much of the trapping; these vortices have characteristic scales in resonance with the dynamical time and grain sizes; so the actual grain-trapping physics is not so different in the end (moreover, Hopkins (2013c) point out that the solution the growth of a grain overdensity in a “pressure bump” and an appropriately-aligned vortex are identical up to an order-unity prefactor). And of course the collapse threshold should be set by the same physics we describe here.

5.2 Analytic Models in (Fundamentally) Different Physical Regimes

Cuzzi et al. (2008, 2010) consider a model which is similar in spirit to that here – they represent grain density fluctuations via a hierarchical turbulent cascade model, and calculate the probability of those fluctuations exceeding some threshold which would enable collapse. They reach some of the same qualitative conclusions we do: in their model, grain density fluctuations in simulations are large enough, in principle, to lead to direct collapse, even accounting for gas pressure, turbulence, ram pressure, and angular momentum. They also find that larger values of α suppress the formation of smaller-mass pebble piles, and higher metallicities increase the probability of such events.

However, there are fundamental differences in what we both model. The Cuzzi et al. (2008, 2010) model for grain density fluctuations and planetesimal formation applies *only* to grains in resonance with the *smallest* eddies in a proto-planetary disk. Specifically, they model the dynamics of grains with microscopic Stokes number of unity ($St = 1$) – a stopping time t_s equal to the eddy turnover time ($t_e(\lambda_\eta)$) at the Kolmogorov or dissipation scale of turbulence (λ_η). For the MMSN model here, these are eddies with sizes $\lambda_\eta \sim 0.1$ km, and turnover times less than an hour! In detail, at $\sim (1, 30, 100)$ au, respectively, this corresponds to grain sizes $R_d \sim (300, 20, 7) \mu\text{m} \Sigma_0^{1/2} (\alpha/10^{-4})^{-1/2}$ – i.e. micron-through-sub-mm sized grains – and $\tau_s(R_d) = t_e(\lambda = \lambda_\eta) \Omega \sim (10^{-4}, 10^{-3}, 3 \times$

$10^{-3}) \Sigma_0^{-1/2} (\alpha/10^{-4})^{-1/2}$. In numerical simulations and laboratory experiments, the clustering of $St = 1$ grains behaves *qualitatively* differently from “inertial range” grains¹³ (those where t_s corresponds to $t_e(\lambda) \gg t_e(\lambda_\eta)$ with $\lambda \gg \lambda_\eta$ within the turbulent inertial range). The clustering model we use from Hopkins (2013c) is specific to the inertial-range (larger) grains.

Clearly, the physical case studied in Cuzzi et al. (2008, 2010) is radically different from ours. For example, they argue that the $St = 1$ grains with $\tau_s = \Omega t_e(\lambda_\eta) \sim 10^{-4} - 10^{-3}$ can form coherent overdensities with $\rho_d/\langle\rho_d\rangle_0 > 100$ containing enough dust mass ($\sim 10^{22}$ g) to form ~ 100 km planetesimals with marginal probability ($N(>M) \sim 1$) at \sim au in a MMSN. We find this is impossible (in detail, the probability of such events we calculate is lower by a factor $> 10^{10}$). The reason is simple: if clustering characteristically occurs on scales where $t_e(\lambda) \sim t_s$, then for these grains this is $\lambda \sim 0.1$ km – smaller than the final size of the planetesimal! Obviously such a “fluctuation” ($\rho_d/\langle\rho_d\rangle_0 > 10^{19}$) is impossible in any model. The key difference is the Cuzzi et al. (2010) model specifically assumes that for the $St = 1$ grains, the power in fluctuations per logarithmic interval in scale is *scale-independent*, i.e. that $St = 1$ grains exhibit comparably large density fluctuations smoothed on the driving scale $\sim H$ as they do on the Kolmogorov scale $\sim \lambda_\eta$; in practice, the relevant overdensities they model have $\rho_d(\lambda)/\langle\rho_d\rangle_0 \gtrsim 100$ on scales $\lambda \sim \alpha^{1/2} H \sim 10^5$ km $\sim 10^{5-6} \lambda_\eta$ (so $t_e(\lambda) \sim 10^{3-4} t_s$). Physically, they argue this is justified for the $St = 1$ grains (and *only* $St = 1$ grains) because their clustering is driven by singular dissipation structures (e.g. vortex tubes) with short-axis sizes $\sim \lambda_\eta$, which can persist for timescales $\gtrsim \Omega^{-1}$ and be stretched to uniformly cover all long-axis scales up to $\sim H$; however, this has yet to be tested in numerical simulations at the relevant scales. Regardless, what is clear from both simulations and experiments is that such scale-invariance does *not* apply to the inertial-range particles which we model here (Squires & Eaton 1991; Bec et al. 2007; Yoshimoto & Goto 2007; Bai & Stone 2010a; Pan et al. 2011; Johansen et al. 2012; Dittrich et al. 2013).

It is worth noting, however, that even assuming vastly larger clustering amplitudes of the small $St = 1$ grains on large scales, Cuzzi et al. (2010) reach the same conclusion we do in § 3.1: that dynamical collapse of small grains is essentially impossible. They therefore consider only the secular (sedimentation) mode of collapse – so these small-grain piles require hundreds of disk dynamical times to collapse. This leads to a different set of criteria – basically, one must ask whether the “pile” could survive so long (whereas the collapsing pebble-piles of interest here all, by definition, are rapidly collapsing on dynamical timescales $\lesssim \Omega^{-1}$). Long survival is very challenging – one concern (which requires further

exploration) is that, over such a long timescale, some turbulent eddy will eventually disrupt the slowly-contracting grain overdensity.

6 DISCUSSION

We use a recently-developed analytic approximation (Hopkins 2013c), which describes the statistics of grain density fluctuations in a turbulent proto-planetary disk, to estimate the rate and probability of formation of “pebble-pile” planetesimals – self-gravitating collections of (relatively large) grains, which could collapse rapidly (on a dynamical timescale) into $>$ km-size planetesimals.

6.1 Key Conclusions

- **Dynamical Collapse is Possible for Large Grains:** We argue that the most important parameter determining the collapse of grains is the ratio of stopping to orbital time, $\tau_s \equiv t_s \Omega$. Large grain density fluctuations occur on large scales in the disk when $\tau_s \sim 1$. We derive the criterion for the largest of these fluctuations to overcome tidal/centrifugal/coriolis forces, shear, gas pressure, and turbulent kinetic energy, and undergo rapid (dynamical) gravitational collapse. This can occur when

$$\tau_s \gtrsim 0.05 \frac{\ln(Q^{1/2}/Z_d)}{\ln(1+b_d)} \quad (52)$$

which we can write as

$$\tau_s \approx 0.004 \left(\frac{R_d}{\text{cm}}\right) \left(\frac{\Sigma_{\text{gas}}(r)}{1000 \text{ g cm}^{-2}}\right)^{-1} \gtrsim 0.4 \psi \quad (53)$$

$$\psi \equiv \frac{1 + 0.08 \ln \left[(Q(r)/60) (Z_d/Z_\odot)^{-2} \right]}{\ln \left[1 + (\alpha/10^{-4})^{1/4} \right]} \sim 1$$

or

$$R_{d,\text{cm}} \gtrsim 100 \psi \left(\frac{\Sigma_{\text{gas}}(r)}{1000 \text{ g cm}^{-2}}\right) \quad (54)$$

For a MMSN with plausible turbulent α values, this criterion translates to large “boulders” with $R_d \gtrsim 10 - 30$ cm at 1 au; but more plausible “large grains” or “pebbles” with $R_d \sim 1$ cm at ~ 30 au (or ~ 1 mm at ~ 100 au). For the MMSN regime, which is well-sampled by simulations, this analytically-calculated threshold is in excellent agreement with the results of full numerical simulations (see e.g. Bai & Stone 2010a; Johansen et al. 2012).

- **Dynamical Collapse is Not Possible for Small Grains:** Small grains also cluster strongly – in fact they can, under the right circumstances, cluster just as strongly as large grains (see Squires & Eaton 1991; Cuzzi et al. 2001; Pan et al. 2011). However, this clustering occurs on small scales, where $t_s \sim t_e$ (the small-scale eddy turnover time). On these scales, *even if we ignore gas drag*, the local turbulent velocity dispersion (induced by the same eddies that generate the density fluctuations) means that the grain free-fall time must be shorter than the stopping time in order for *dynamical* collapse to proceed ($G\rho_d \gtrsim t_s^{-2}$). For small grains, this requires an enormous overdensity which is not achieved in any calculations. However, we stress that this conclusion applies only to dynamical grain collapse – there is a second, secular or slow mode of collapse, which occurs on a timescale $\sim (G\rho_d t_s)^{-1} \gg (G\rho_d)^{-1/2}$, in which grains slowly sediment to the center of an overdensity. Small grains may be able to form planetesimals via this channel (see e.g. Cuzzi et al. 2010; Youdin 2011; Shariff & Cuzzi 2011), though avoiding disruption by turbulent velocity fluctuations is still a significant challenge.

¹³ For example, small grains with $St = 1$ ($t_s = t_e(\lambda_\eta)$; resonant with the Kolmogorov scale) have stronger clustering determined by an interplay between molecular viscosity (irrelevant in larger eddies) and drag forces; this makes them the only grain type that can cluster significantly even when $t_s \neq t_e$ (see Squires & Eaton 1991; Fessler et al. 1994; Rousoi & Eaton 2001; Yoshimoto & Goto 2007; Gualtieri et al. 2009; Monchaux et al. 2010). Related to this, the shape of the correlation function/power spectrum of clustering for these grains is qualitatively different from any other (smaller or larger) grains (see e.g. Pan et al. 2011; Monchaux et al. 2012). And $St = 1$ grain overdensities are specifically associated with singular (Kolmogorov-scale) intermittent structures in the turbulence (e.g. stretched vortex tubes) which can (unlike inertial-range structures) persist for enormously long times relative to their internal turnover time (lifetimes $\gg t_e(\lambda_\eta)$; see Marcu et al. 1995; Bec et al. 2009; Olla 2010).

• **Lower-Surface Density Disks are More Prone to Grain-Pile Collapse:** Lower-surface density disks are “more stable” in the Toomre sense, and require larger relative overdensities to overcome the Roche and other criteria and collapse. However, if we assume fixed physical grain sizes, then the parameter $\tau_s \propto R_d / \Sigma_{\text{gas}}$ is inversely proportional to the disk surface density, and the relative magnitude of the maximum grain density fluctuations scales *super-exponentially* with τ_s (for $\tau_s \lesssim 1$). So for reasonable densities $\Sigma_{\text{gas}} \sim 0.01 - 1$, the enhanced grain clustering “wins,” and the minimum grain size needed for fluctuations decreases with Σ_{gas} (although the maximum planetesimal size will also decrease). This has been confirmed in numerical simulations (Lyra et al. 2008).

For a disk which begins as a MMSN at $\sim 1 - 3$ au, if the maximum grain size can reach $\sim 1 - 5$ cm, then the grains are too-well coupled to collapse “initially.” But, as the gaseous disk is eventually dissipated, when more than $\sim 90\%$ of its mass has been removed, then the grains will suddenly cross the threshold above (Eq. 52), and the density fluctuations will increase super-exponentially until collapse occurs. The key question is whether such large grains could survive (possible) or still be newly-made (unlikely) at this late stage in proto-planetary disk evolution.

• **We Predict a General “Initial Mass Function” of Planetesimals:** When this instability occurs, it leads to a mass function of collapsing grain overdensities with a quasi-universal form, which we can approximate as a power-law with a lognormal-like cutoff above/below some maximum/minimum mass:

$$\frac{dN}{dM} \propto M^{q-2} \exp\left(-\ln^2\left[1 + \frac{M}{M_{\text{max}}} + \frac{M_{\text{min}}}{M}\right]\right) \quad (55)$$

$$q \approx \frac{1.1}{1 - 0.2 \ln(\alpha/0.01)} \sim 1 \quad (56)$$

$$M_{\text{max}} \sim 0.03 \left(\frac{\alpha}{10^{-4}}\right)^{1/4} \Sigma_0^{1/2} r_{\text{au}}^{27/28} M_{\oplus} \quad (57)$$

$$M_{\text{min}} \sim \alpha M_{\text{max}} \quad (58)$$

Since $q \sim 1 > 0$, this means that most of the *mass* in the new collapsing planetesimals is in relatively large objects, with mass $\sim M_{\text{max}}$. The mass function then turns over, and on large scales (corresponding to spatial scales of the “initial” collapsing regions $\gtrsim h_d$) takes on a scale free ($q \approx 0$) mass spectrum. This also appears to agree well with early results from direct numerical simulations (Lyra et al. 2009a; Johansen et al. 2012).

• **Direct-Collapse to Earth Masses is Possible:** This characteristic maximum mass of pebble piles increases with disk surface density and distance from the star (approximately linearly), in the same qualitative manner as a Jeans mass, although they are not identical. At sufficiently large radii in dense disks – e.g. $r_{\text{au}} \gtrsim 30 - 100$ au in a MMSN, direct collapse to Earth and super-Earth masses can become possible! Super-earth masses appear to constitute the maximum masses that can be achieved under realistic circumstances. Of course, the mass will continue to evolve as these objects collapse (with some material ejected while other material is accreted). Modeling the non-linear collapse of these systems is key to determine whether they would retain most of their mass, fragment into multiple planetesimals, and/or accrete massive gaseous atmospheres.

As the turbulence becomes weaker (α decreases), the characteristic mass decreases as well, and the mass function becomes more concentrated towards the low-mass end. These lower masses are still more than large enough to provide self-gravitating, $> \text{km}$ -size planetesimal seeds. However, capturing this low mass behavior is potentially a problem for direct numerical simulations, given both

the small mass and size resolution required to capture the relevant scales.

• **Only Modest Metallicities Are Required:** Some mechanisms for generating dust-density fluctuations, such as the streaming instability, require large local dust-to-gas ratios in the disk midplane $\langle \rho_d \rangle \sim \langle \rho_g \rangle_0$ to grow and self-excite turbulence (Youdin & Goodman 2005). Although this can occur for quite modest vertically-integrated metallicities $Z_d \sim Z_{\odot}$ (Johansen et al. 2009), it has often been incorrectly interpreted to mean that large metallicities are required for any large grain density fluctuations (and has led to a large body of work studying how regions with order-of-magnitude “enhanced” metallicities may form). But even if the metallicities are too low to trigger the streaming instability, laboratory experiments (Squires & Eaton 1991; Rouson & Eaton 2001; Gualtieri et al. 2009; Monchaux et al. 2010; Monchaux et al. 2012), simulations (Hogan et al. 1999; Yoshimoto & Goto 2007; Carballido et al. 2008b; Pan et al. 2011; Dittrich et al. 2013), and analytic calculations (Sigurgeirsson & Stuart 2002; Bec et al. 2008; Zaichik & Alipchenkov 2009; Hopkins 2013c) all find that large grain density fluctuations can still occur (even when $Z_d = 0$, i.e. there is zero back-reaction of grains on gas), *provided there is some external source of turbulence*. This may come from the MRI, from Kelvin-Helmholtz or shear instabilities, from gravito-turbulent instabilities if the disk is sufficiently massive, or other objects in the disk.

Of course (all else being equal), dynamical collapse of pebble piles is easier if the “initial” dust-to-gas ratio is larger, since smaller density fluctuations are required, and grains are expected to grow more efficiently to large sizes. However, we again emphasize that since the fluctuation amplitudes can be large under the right conditions, the “threshold” for sufficiently large fluctuations depends only weakly (logarithmically) on Z_d , and can occur at solar metallicities. We do find, however, that it becomes very difficult to reach sufficiently large grain sizes and overdensities if $Z_d \lesssim 0.1 Z_{\odot}$.

6.2 Comparison to the Maximum “Expected” Grain Sizes

We predict that formation of dynamically collapsing pebble-piles may be possible above a critical τ_s given by Eq. 52. Whether or not disks can produce a large abundance of such grains is a separate question, which is generally beyond the scope of this paper. However, we can make some simple comparisons to speculate on whether this is at all plausible.

Birnstiel et al. (2012) and Drążkowska & Dullemond (2014); Drążkowska et al. (2014) consider a range of models for the growth and evolution of the dust size distribution in proto-planetary disks, and calibrate these against full numerical simulations; they argue that the upper end of the grain size distribution – the grains which, in all their models, contain most of the grain mass – is given by the minimum τ_s^{max} of three criteria:

$$\tau_s^{\text{max}} = \text{MIN} \begin{cases} \frac{v_{\text{shatter}}^2}{3 \alpha c_s^2} \sim 0.81 r_{\text{au}}^{3/7} \left(\frac{v_{\text{shatter}}}{10 \text{ m s}^{-1}}\right)^2 \left(\frac{\alpha}{10^{-4}}\right)^{-1} \\ \frac{v_{\text{shatter}}}{\eta V_K} \sim 0.45 r_{\text{au}}^{13/14} \left(\frac{v_{\text{shatter}}}{10 \text{ m s}^{-1}}\right) \\ 0.275 \frac{Z}{\eta} \sim 7.1 r_{\text{au}}^{-4/7} \left(\frac{Z}{Z_{\odot}}\right) \end{cases} \quad (59)$$

The first criterion represents turbulent shattering: as τ_s and α increase, so does the rms relative grain-grain velocity; when this exceeds the maximum collision velocity above which grains shatter

(v_{shatter}), large grains cannot be supported; the second represents shattering by relative velocities induced from radial drift (important only if α is very small); the third represents radial drift depleting grains faster than they can grow (where the metallicity Z enters in the grain growth time).

If we compare this to Eq. 52, we can check whether we expect grains to grow to large enough sizes to trigger this process. Over the plausible parameter space, we can reduce the complicated expressions in Eq. 52 and arrive at two simple, approximate criteria:

$$Z_d \gtrsim 0.15 r_{\text{au}}^{1/2} Z_{\odot} \quad (60)$$

$$\alpha \lesssim 10^{-4} r_{\text{au}}^{1/2} \left(\frac{v_{\text{shatter}}}{10 \text{ms}^{-1}} \right)^{2.4} \quad (61)$$

This ensures that grains grow fast enough (the Z criterion) and avoid shattering (the α criterion) up to the critical τ_s we require. The Z criterion is easily satisfied; the α criterion is more demanding, and depends on the uncertain v_{shatter} . Estimates for v_{shatter} for ice-coated grains range from $\sim 10 - 60 \text{ms}^{-1}$, while for “bare” silicates of $\gtrsim \text{mm}$ size it can be much smaller, $\sim 1 \text{ms}^{-1}$ (see e.g. Wada et al. 2009).

For plausible values of α , this suggests that coagulation to large grains and subsequent dynamical collapse may be relatively common beyond the ice line. At $\sim 30 \text{au}$, with the optimistic $v_{\text{shatter}} \sim 60 \text{ms}^{-1}$, we require $\alpha \lesssim 0.04$ (i.e. Mach numbers < 0.2 in the disk). This already extends into the range at which the disk would undergo direct gravito-turbulent fragmentation (Gammie 2001; Hopkins & Christiansen 2013) – in other words, essentially all α are (one way or another) prone to dynamical collapse. Inside the ice line, on the other hand, the small shattering velocities represent a serious barrier to this mechanism: at $\sim 1 \text{au}$ with $v_{\text{shatter}} \sim 1 \text{ms}^{-1}$, this requires $\alpha \lesssim 4 \times 10^{-7}$; this is such a low α value that shattering by radial drift starts to dominate, in fact, and we find there is actually *no* value of α at $r_{\text{au}} \ll 5$ and $v_{\text{shatter}} \lesssim 1 \text{ms}^{-1}$ which can satisfy all of the relevant criteria.

In Appendix D, we consider how these scalings, and the critical τ_s for pebble-pile formation are modified for non-solar type stars. Briefly, because lower-mass stars are cooler, it becomes easier at fixed α and Z_d to reach the critical τ_s . For a $\sim 0.1 M_{\odot}$ M-dwarf, we find that essentially all radii (outside a few times the stellar radius, where the ice line is located) are expected to support $\approx 1 \text{cm}$ -sized grains, which are sufficiently large to reach the critical value in Eq. 52, provided $Z_d \gtrsim 0.03 Z_{\odot} (r_{\text{au}}/0.03)^{1/2}$ and $\alpha \lesssim 3 \times 10^{-4} (r_{\text{au}}/0.03)^{1/2} (v_{\text{shatter}}/10 \text{ms}^{-1})^2$ (we scale these to $r_{\text{au}} \sim 0.03$, the approximate location of the habitable zone for such a star). On the other hand, for a massive $\sim 10 M_{\odot}$ O/B type star, we do not expect large enough grains inside the ice line at $\sim 50 - 100 \text{au}$, and even outside this radius, require very large $v_{\text{shatter}} \gtrsim 40 \text{ms}^{-1}$ (as well as $Z_d \gtrsim 0.6 Z_{\odot}$ and $\alpha \lesssim 2 \times 10^{-3} (v_{\text{shatter}}/40 \text{ms}^{-1})^2$) to support large enough ($\sim 10 - 100 \text{cm}$ -sized) boulders to satisfy Eq. 52.

We caution that this ignores non-equilibrium situations such as the late stages of disk dissipation discussed above. However, it does suggest that formation of planets at small radii from a star may require distinct mechanisms. Or perhaps the formation of inner planets is “induced” by dust traps and resonances owing to giant planets which form beyond the ice line by the mechanisms described here (see e.g. Lyra et al. 2009a).

6.3 Future Work & Areas for Improvement

This is only a first attempt at constructing a simple semi-analytic model for dynamical collapse of pebble-pile planetesimals. As such there are many approximations we have made which can be im-

proved in future work. Some key areas meriting future study include:

- Multiple grain species/sizes: We have considered only monolithic, collisionless grain populations here. However the grain clustering statistics can be modified by non-linear interactions between grains of different sizes (for simulations, see e.g. Bai & Stone 2010a). At the very least, spreading the grains over a wide size distribution decreases the mass available – thus the effective Z_d and maximum densities reached – in the largest populations.

- Collisions between grains: Grain clustering can enhance grain collisions, and the grain-grain collision rate will enhance dramatically during the collapse process, which can in turn change the grain size distribution and non-linearly alter the collapse. For example, (Johansen et al. 2012) find, in numerical simulations that collisions can enhance clustering under the right conditions. Ideally, one would self-consistently follow the evolution of the grain size distribution, grain clustering, the generation of turbulence, and self-gravity, in a single simulation.

- Effects of intermittency and non-turbulent velocity structures: The models we use here make some simple assumptions about turbulence, like that it follows a Kolmogorov-type cascade. However, there are diverse range of physical mechanisms which can drive the vorticity field (and therefore grain density fluctuations) in protoplanetary disks, including accretion, magnetic disk winds, the magnetorotational, Kelvin-Helmholtz and Rossby wave, and streaming instabilities. The velocity structures, particularly on the largest scales, are not exactly identical between these regimes. To lowest approximation, this will manifest in the parameters we explicitly include in our model (e.g. α , h_d , and the driving/largest eddy scales). But there may be higher-order, more complicated effects; some of these are examined in Hopkins (2013c), but ultimately they must be directly checked in simulations.

- The grain-dominated limit and saturation: Probably the biggest approximation we make is the extrapolation of the models and simulations described here into the regime where dust grains strongly dominate the local density (i.e. where the gas dynamics are dominated by the “back reaction” from their collisions with dust). This is discussed in Hopkins (2013c), and our analytic model makes some crude approximations which provide a reasonable phenomenological fit to the simulated dust density distributions in this regime (compare e.g. Hogan & Cuzzi 2007; Johansen & Youdin 2007; Johansen et al. 2012; Bai & Stone 2010a; Zhu et al. 2014). However, the exact structure of turbulence in this regime (hence, how robust these extrapolations are) is highly uncertain, and must be further explored.

- Non-linear collapse: The model here allows us to identify “candidate regions” for the formation of self-gravitating pebble pile planetesimals: regions which accumulate sufficient grain density to be self-gravitating, linearly unstable, and simultaneously exceed the Roche, Jeans, and Toomre criteria. However, we do not attempt to follow the non-linear evolution of these regions. Simulating in detail the collapse of these pebble piles is extremely important: early work by e.g. Wahlberg Jansson & Johansen (2014) points out that it is not obvious how the grains will stick or shatter as they collapse (which may modify subsequent collapse). A single region may also fragment into a sub-spectrum of masses: what we identify here is an upper limit (the “parent region” mass, not necessarily the mass of a single solid object that will form from the above). Many questions need to be explored to fully link this to planet formation.

ACKNOWLEDGMENTS

We thank Eugene Chiang, Jessie Christiansen, Jeff Cuzzi, Karim Shariff, Kees Dullemond, and Joanna Drazkowska for many helpful discussions during the development of this work. We also thank our anonymous referee, for a very helpful report and a number of excellent suggestions. Support for PFH was provided by NASA through Einstein Postdoctoral Fellowship Award Number PF1-120083 issued by the Chandra X-ray Observatory Center, which is operated by the Smithsonian Astrophysical Observatory for and on behalf of the NASA under contract NAS8-03060.

REFERENCES

- Andrews, S. M., Rosenfeld, K. A., Kraus, A. L., & Wilner, D. J. 2013, *ApJ*, 771, 129
- Bai, X.-N., & Stone, J. M. 2010a, *ApJ*, 722, 1437
- . 2010b, *ApJS*, 190, 297
- . 2010c, *ApJL*, 722, L220
- Barge, P., & Sommeria, J. 1995, *A&A*, 295, L1
- Bec, J., Biferale, L., Cencini, M., Lanotte, A. S., & Toschi, F. 2009, eprint arxiv:0905.1192
- Bec, J., Cencini, M., & Hillerbrand, R. 2007, *Phys. Rev. E*, 75, 025301
- Bec, J., Cencini, M., Hillerbrand, R., & Turitsyn, K. 2008, *Physica D Nonlinear Phenomena*, 237, 2037
- Binney, J., & Tremaine, S. 1987, *Galactic dynamics* (Princeton, NJ, Princeton University Press, 1987)
- Birnstiel, T., Klahr, H., & Ercolano, B. 2012, *A&A*, 539, A148
- Bonazzola, S., Heyvaerts, J., Falgarone, E., Perault, M., & Puget, J. L. 1987, *A&A*, 172, 293
- Bond, J. R., Cole, S., Efstathiou, G., & Kaiser, N. 1991, *ApJ*, 379, 440
- Bowman, J. C. 1996, *Journal of Fluid Mechanics*, 306, 167
- Bracco, A., Chavanis, P. H., Provenzale, A., & Spiegel, E. A. 1999, *Physics of Fluids*, 11, 2280
- Budaev, V. 2008, *Plasma Physics Reports*, 34, 799, 10.1134/S1063780X08100012
- Burlaga, L. F. 1992, *Journal of Geophysical Research*, 97, 4283
- Carballido, A., Fromang, S., & Papaloizou, J. 2006, *MNRAS*, 373, 1633
- Carballido, A., Stone, J. M., & Turner, N. J. 2008a, *MNRAS*, 386, 145
- . 2008b, *MNRAS*, 386, 145
- Chainais, P. 2006, *European Physical Journal B*, 51, 229
- Chandrasekhar, S. 1951, *Royal Society of London Proceedings Series A*, 210, 26
- Chapman, S., & Cowling, T. G. 1970, *The mathematical theory of non-uniform gases. an account of the kinetic theory of viscosity, thermal conduction and diffusion in gases* (Cambridge: University Press, 1970, 3rd ed.)
- Chavanis, P. H. 2000, *A&A*, 356, 1089
- Chiang, E., & Youdin, A. N. 2010, *Annual Review of Earth and Planetary Sciences*, 38, 493
- Chiang, E. I., & Goldreich, P. 1997, *ApJ*, 490, 368
- Cuzzi, J. N., Hogan, R. C., & Bottke, W. F. 2010, *Icarus*, 208, 518
- Cuzzi, J. N., Hogan, R. C., Paque, J. M., & Dobrovolskis, A. R. 2001, *ApJ*, 546, 496
- Cuzzi, J. N., Hogan, R. C., & Shariff, K. 2008, *ApJ*, 687, 1432
- Dittrich, K., Klahr, H., & Johansen, A. 2013, *ApJ*, 763, 117
- Drążkowska, J., & Dullemond, C. P. 2014, *A&A*, 572, A78
- Drążkowska, J., Windmark, F., & Dullemond, C. P. 2014, *A&A*, 567, A38
- Dubrulle, B. 1994, *Physical Review Letters*, 73, 959
- Elmegreen, B. G. 1987, *ApJ*, 312, 626
- Elperin, T., Kleeorin, N., & Rogachevskii, I. 1996, *Phys. Rev. Lett.*, 77, 5373
- Elperin, T., Kleeorin, N., & Rogachevskii, I. 1998, *Physical Review Letters*, 81, 2898
- Fessler, J. R., Kulick, J. D., & Eaton, J. K. 1994, *Physics of Fluids*, 6, 3742
- Gammie, C. F. 2001, *ApJ*, 553, 174
- Goldreich, P., & Lynden-Bell, D. 1965, *MNRAS*, 130, 97
- Goldreich, P., & Ward, W. R. 1973, *ApJ*, 183, 1051
- Gualtieri, P., Picano, F., & Casciola, C. M. 2009, *Journal of Fluid Mechanics*, 629, 25
- Gustavsson, K., Meneguz, E., Reeks, M., & Mehlig, B. 2012, *New Journal of Physics*, 14, 115017
- Hendrix, T., & Keppens, R. 2014, *A&A*, 562, A114
- Hennebelle, P., & Chabrier, G. 2008, *ApJ*, 684, 395
- . 2009, *ApJ*, 702, 1428
- Hogan, R. C., & Cuzzi, J. N. 2007, *Phys. Rev. E*, 75, 056305
- Hogan, R. C., Cuzzi, J. N., & Dobrovolskis, A. R. 1999, *Phys. Rev. E*, 60, 1674
- Hopkins, P. F. 2012a, *MNRAS*, 423, 2016
- . 2012b, *MNRAS*, 423, 2037
- . 2013a, *MNRAS*, 430, 1653
- . 2013b, *MNRAS*, 430, 1880
- . 2013c, *MNRAS*, in press, arXiv:1307.7147
- . 2013d, *MNRAS*, 433, 170
- . 2013e, *MNRAS*, 428, 1950
- Hopkins, P. F., & Christiansen, J. L. 2013, *ApJ*, 776, 48
- Hughes, A. M., Wilner, D. J., Andrews, S. M., Qi, C., & Hogerheijde, M. R. 2011, *ApJ*, 727, 85
- Isella, A., Carpenter, J. M., & Sargent, A. I. 2009, *ApJ*, 701, 260
- Jalali, M. A. 2013, *ApJ*, in press, arxiv:1301.2064
- Johansen, A., Blum, J., Tanaka, H., Ormel, C., Bizzarro, M., & Rickman, H. 2014, *Protostars and Planets VI*, University of Arizona Press (2014), eds. H. Beuther, R. Klessen, C. Dullemond, Th. Henning (arXiv:1402.1344)
- Johansen, A., & Youdin, A. 2007, *ApJ*, 662, 627
- Johansen, A., Youdin, A., & Mac Low, M.-M. 2009, *ApJL*, 704, L75
- Johansen, A., Youdin, A. N., & Lithwick, Y. 2012, *A&A*, 537, A125
- Julian, W. H., & Toomre, A. 1966, *ApJ*, 146, 810
- Kim, W.-T., Ostriker, E. C., & Stone, J. M. 2002, *ApJ*, 581, 1080
- Konstandin, L., Federrath, C., Klessen, R. S., & Schmidt, W. 2012, *Journal of Fluid Mechanics*, 692, 183
- Kotoneva, E., Flynn, C., & Jimenez, R. 2002, *MNRAS*, 335, 1147
- Lau, Y. Y., & Bertin, G. 1978, *ApJ*, 226, 508
- Laughlin, G., & Bodenheimer, P. 1994, *ApJ*, 436, 335
- Lee, A. T., Chiang, E., Asay-Davis, X., & Barranco, J. 2010, *ApJ*, 725, 1938
- Lyra, W., Johansen, A., Klahr, H., & Piskunov, N. 2008, *A&A*, 491, L41
- . 2009a, *A&A*, 493, 1125
- Lyra, W., Johansen, A., Zsom, A., Klahr, H., & Piskunov, N. 2009b, *A&A*, 497, 869
- Lyra, W., & Lin, M.-K. 2013, *ApJ*, 775, 17
- Marble, F. E. 1970, *Annual Review of Fluid Mechanics*, 2, 397
- Marcu, B., Meiburg, E., & Newton, P. K. 1995, *Physics of Fluids*, 7, 400
- Markiewicz, W. J., Mizuno, H., & Voelk, H. J. 1991, *A&A*, 242, 286

Maxey, M. R. 1987, *Journal of Fluid Mechanics*, 174, 441
 Monchaux, R., Bourgoïn, M., & Cartellier, A. 2010, *Physics of Fluids*, 22, 103304
 Monchaux, R., Bourgoïn, M., & Cartellier, A. 2012, *International Journal of Multiphase Flow*, 40, 1
 Nakagawa, Y., Sekiya, M., & Hayashi, C. 1986, *Icarus*, 67, 375
 Offner, S. S. R., Clark, P. C., Hennebelle, P., Bastian, N., Bate, M. R., Hopkins, P. F., Moraux, E., & Whitworth, A. P. 2013, *Protostars and Planets VI*, University of Arizona Press (2014), eds. H. Beuther, R. S. Klessen, C. P. Dullemond, Th. Henning (arXiv:1312.5326)
 Olla, P. 2010, *Phys. Rev. E*, 81, 016305
 Ormel, C. W., & Cuzzi, J. N. 2007, *A&A*, 466, 413
 Pan, L., & Padoan, P. 2013, *ApJ*, in press, arXiv:1305.0307
 Pan, L., Padoan, P., Scalo, J., Kritsuk, A. G., & Norman, M. L. 2011, *ApJ*, 740, 6
 Pan, L., & Scannapieco, E. 2010, *ApJ*, 721, 1765
 Passot, T., Pouquet, A., & Woodward, P. 1988, *A&A*, 197, 228
 Press, W. H., & Schechter, P. 1974, *ApJ*, 187, 425
 Rouson, D. W. I., & Eaton, J. K. 2001, *Journal of Fluid Mechanics*, 428, 149
 Safronov, V. S. 1960, *Annales d’Astrophysique*, 23, 979
 Safronov, V. S., & Zvjagina, E. V. 1969, *Icarus*, 10, 109
 Scalo, J., Vazquez-Semadeni, E., Chappell, D., & Passot, T. 1998, *ApJ*, 504, 835
 Sekiya, M. 1983, *Progress of Theoretical Physics*, 69, 1116
 Semenov, D., Henning, T., Helling, C., Ilgner, M., & Sedlmayr, E. 2003, *A&A*, 410, 611
 Shakura, N. I., & Sunyaev, R. A. 1973, *A&A*, 24, 337
 Shariff, K., & Cuzzi, J. N. 2011, *ApJ*, 738, 73
 —. 2014, *ApJ*, in press, arXiv:1409.2541
 She, Z.-S., & Leveque, E. 1994, *Physical Review Letters*, 72, 336
 She, Z.-S., & Waymire, E. C. 1995, *Physical Review Letters*, 74, 262
 She, Z.-S., & Zhang, Z.-X. 2009, *Acta Mechanica Sinica*, 25, 279
 Sigurgeirsson, H., & Stuart, A. M. 2002, *Physics of Fluids*, 14, 4352
 Sorriso-Valvo, L., Carbone, V., Veltri, P., Consolini, G., & Bruno, R. 1999, *Geophysical Research Letters*, 26, 1801
 Squires, K. D., & Eaton, J. K. 1991, *Physics of Fluids A: Fluid Dynamics*, 3, 1169
 Takahashi, S. Z., & Inutsuka, S.-i. 2014, *ApJ*, 794, 55
 Tanga, P., Weidenschilling, S. J., Michel, P., & Richardson, D. C. 2004, *A&A*, 427, 1105
 Teitler, S. A., Paque, J. M., Cuzzi, J. N., & Hogan, R. C. 2009, in *Lunar and Planetary Institute Science Conference Abstracts*, Vol. 40, Lunar and Planetary Institute Science Conference Abstracts, 40th Lunar and Planetary Science Conference, (Lunar and Planetary Science XL), The Woodlands, Texas, 2388
 Toomre, A. 1964, *ApJ*, 139, 1217
 Toomre, A. 1977, in *Evolution of Galaxies and Stellar Populations* (New Haven: Yale University Observatory), ed. B. M. Tinsley & R. B. Larson, 401
 Vandervoort, P. O. 1970, *ApJ*, 161, 87
 Vazquez-Semadeni, E. 1994, *ApJ*, 423, 681
 Voelk, H. J., Jones, F. C., Morfill, G. E., & Roeser, S. 1980, *A&A*, 85, 316
 Wada, K., Tanaka, H., Suyama, T., Kimura, H., & Yamamoto, T. 2009, *ApJ*, 702, 1490
 Wahlberg Jansson, K., & Johansen, A. 2014, *A&A*, in press, arXiv:1408.2535
 Ward, W. R. 1976, in *Frontiers of Astrophysics*, ed. E. H. Avrett,

1–40

Weingartner, J. C., & Draine, B. T. 2001, *ApJ*, 548, 296
 Wilkinson, M., Mehlig, B., & Gustavsson, K. 2010, *EPL (Europhysics Letters)*, 89, 50002
 Yakhot, V. 2008, e-print, arXiv:0810.2955
 Yoshimoto, H., & Goto, S. 2007, *Journal of Fluid Mechanics*, 577, 275
 Youdin, A. N. 2011, *ApJ*, 731, 99
 Youdin, A. N., & Goodman, J. 2005, *ApJ*, 620, 459
 Zaichik, L. I., & Alipchenkov, V. M. 2009, *New Journal of Physics*, 11, 103018
 Zentner, A. R. 2007, *International Journal of Modern Physics D*, 16, 763
 Zhu, Z., & Stone, J. M. 2014, *ApJ*, in press, arXiv:1405.2790
 Zhu, Z., Stone, J. M., & Bai, X.-N. 2014, *ApJ*, in press, arXiv:1405.2778

APPENDIX A: GRAIN VELOCITY DISPERSIONS

Various authors have modeled the statistics of grain velocity dispersions in gas turbulence (see Voelk et al. 1980; Markiewicz et al. 1991; Ormel & Cuzzi 2007; Pan & Padoan 2013). We follow these works to derive an approximate expression for the grain-grain velocity dispersion $\langle v_d^2(k_i) \rangle \equiv \alpha c_s g_i (\lambda_i \equiv k_i^{-1}) = \langle v_g^2(k \rightarrow 0) \rangle g_i(\lambda_i)$.

First consider the contribution of eddies larger than the $\lambda_i = k_i^{-1}$ of interest. Voelk et al. (1980) argue that the relative velocity dispersion induced on grains with separation $\ll \lambda_i$, by eddies with size scale $\lambda > \lambda_i$, can be written

$$\langle \Delta V_{\lambda > \lambda_i}^2 \rangle = \frac{1}{2} \left(V_{p,i}^2 + V_{p,j}^2 - 2\overline{V_{p,i} V_{p,j}} \right) = V_p^2 - V_c^2 \quad (\text{A1})$$

where V_p is the inertial-space rms velocity to which all particles are accelerated, and the \overline{V} or V_c term is the “cross term” – the component of the velocity imparted on the grains which is *coherent* across the scale (since well-coupled grains in large eddies may be accelerated to large absolute velocities by those eddies, but the relative velocity between grains on small scales will be small). The second simplification comes from our adopting a mono-population of grains (so $V_{p,i}^2 = V_{p,j}^2 = V_p^2$). From Ormel & Cuzzi (2007), we have

$$V_p^2 \approx \int_{k_L}^{k_i} dk 2E(k) (1 - K^2) \quad (\text{A2})$$

$$V_c^2 = \int_{k_L}^{k_i} dk 2E(k) \phi(k, k^*) (1 - K^2) \quad (\text{A3})$$

with $K \equiv 1/(1 + t_k/t_s)$ where $t_k \equiv t_e(k)$.¹⁴ The K^2 term in the first integral comes from the “n=1” gas velocity autocorrelation function used in Markiewicz et al. (1991) and Ormel & Cuzzi (2007).

¹⁴ More generally, we can use

$$V_p^2 = \int_{k_L}^{\max(k^*, k_L)} dk 2E(k) (1 - K^2) + \int_{\max(k^*, k_L)}^{k_i} dk 2E(k) (1 - K) [g(\chi) + K h(\chi)] \quad (\text{A4})$$

where $g(\chi) = \chi^{-1} \tan^{-1}(\chi)$ and $h(\chi) = 1/(1 + \chi^2)$ with $\chi = K t_k k V_{\text{rel}}(k)$, $V_{\text{rel}}(k)^2 = \int_{k_L}^{k_i} dk 2E(k) K^2$ from Voelk et al. (1980), which must be solved numerically. However as shown in Ormel & Cuzzi (2007), the approximate expression above (which assumes $h(\chi) \approx g(\chi) \approx 1$) introduces a negligible error for all particle sizes of interest.

Here k^* is the boundary between ‘‘Class I’’ eddies (where particles are trapped) and ‘‘Class II’’ eddies (where eddies decay before providing more than small perturbations to the particle); formally k^* is defined by $t_s^{-1} = t_{k^*}^{-1} + k^* V_{\text{rel}}(k^*)$ (Voelk et al. 1980). The function ϕ is any function which interpolates between 1 for eddies with $k < k^*$ and 0 for eddies with $k > k^*$. Voelk et al. (1980) approximate this with a step function at $k = k^*$; for numerical convenience and slightly improved accuracy, we adopt the simple linear interpolation $\phi = t_k/(t_k + t_{k^*})$. We have checked, though, that the difference between this choice and a step function is negligible in our calculations in the text.

Combining these approximations we have

$$\langle \Delta V_{\lambda > \lambda_i}^2 \rangle \approx \int_{k_L}^{k_i} dk 2E(k) (1 - K^2) \left(\frac{1}{1 + t_k/t_{k^*}} \right) \quad (\text{A5})$$

At finite scale $\lambda_i > 0$, we also need to consider the contribution to grain motion from eddies with smaller sizes. As in the derivation of the above relations, we assume that eddy structure on successive scales is uncorrelated. Thus, the contribution from eddies with $\lambda < \lambda_i$ is just

$$\langle \Delta V_{\lambda < \lambda_i}^2 \rangle = V_p^2 \langle \lambda < \lambda_i \rangle \equiv \int_{k_i}^{k_\eta} dk 2E(k) (1 - K^2) \quad (\text{A6})$$

i.e. eddies with internal scale $\lambda < \lambda_i$ do not contribute to the coherent component V_c on scales $\lambda \geq \lambda_i$. For the cases we study here, we can also take the Kolmogorov scale $k_\eta \rightarrow \infty$ with negligible error.

Thus we obtain

$$\Delta V^2(k_i) = \int_{k_L}^{k_i} dk 2E(k) (1 - K^2) \left(\frac{1}{1 + t_k/t_{k^*}} \right) + \int_{k_i}^{\infty} dk 2E(k) (1 - K^2) \quad (\text{A7})$$

Determining k^* is, in general, non-trivial, but Ormel & Cuzzi (2007) note that t_{k^*} can be well-approximated by $t_{k^*} \approx \text{MIN}(\phi^*, t_s/t_{k_L})$ (with $\phi^* = (1 + \sqrt{5})/2$) or $t_{k^*}^{-1} \sim (8t_s/5)^{-1} + t_{k_L}^{-1}$.

The upper limit k_L here represents the driving scale. In Ormel & Cuzzi (2007), this is taken as a fixed value, with $E(k)$ a pure power-law ($\propto k^{-5/3}$) for $k > k_L$, so $t_k = t_{k_L} (k/k_L)^{-2/3}$. In this case, using the definition $\int_{k_L}^{\infty} dk E(k) = (1/2) \langle v_g^2(k \rightarrow 0) \rangle = \alpha c_s^2/2$, we obtain

$$\frac{\Delta V^2(\lambda)}{\alpha c_s^2} = \frac{1}{1 + y_k} \left(\frac{(y_k - y_L)}{(1 + y_L)(\frac{3}{8}y_L - 1)} + \frac{y_k^2}{y_L} \right) - \frac{(\frac{5}{8}y_L + 1)}{(\frac{3}{8}y_L - 1)^2} \ln \left[\frac{1 + y_k}{1 + y_L} \right] - \frac{2y_L(\frac{1}{8}y_L + 1)}{(\frac{3}{8}y_L + 1)(\frac{3}{8}y_L - 1)^2} \ln \left[\frac{y_L(\frac{5}{8}y_L + 2)}{y_L + y_k(\frac{5}{8}y_L + 1)} \right] \quad (\text{A8})$$

where $y_L \equiv t_{k_L}/t_s$ and $y_k \equiv t_k/t_s = y_L(\lambda/\lambda_{\text{max}})^{2/3}$. This is a tedious expression, but its relevant scalings are clear if we approximate $\phi(k, k^*)$ as a step function and $t_{k^*} \sim \text{MIN}(\phi^* t_s/t_{k_L})$; then

$$\frac{\Delta V^2(\lambda)}{\alpha c_s^2} = g_r(\lambda/\lambda_{\text{max}}) = \frac{(y^*)^2}{1 + y^*} y_L^{-1} \quad (\text{A9})$$

$$y^* \equiv \text{MAX} \left(y_k, \text{MIN} \left[\phi^*, y_L \right] \right) \quad (\text{A10})$$

For $t_s \ll t_L$ ($y_L \gg 1$), and $t_s \ll t_K$, this scales as $y_k/y_L = (\lambda/\lambda_{\text{max}})^{2/3}$, i.e. $\langle v_d^2(\lambda) \rangle = \langle v_g^2(\lambda) \rangle$ – the grain and gas velocities are well-coupled. But on sufficiently small scales where $t_s \gg t_k$, this goes to the constant (λ -independent) value $= y_L^{-1} = t_s/t_L$ (the turbulent dispersion imparted by eddies with $t_e \sim t_s$).

As noted in the text we can more accurately include the driving-range ($\lambda > \lambda_{\text{max}}$) using a full expression for $E(k)$, and taking $k_L \rightarrow \infty$. In this case $\Delta V^2(\lambda)$ can only be evaluated numerically. However, motivated by the form for the turnover of $E(k)$ at $k > k_L$, we can approximate the full numerical solution at all λ by simply inserting

$$y_L = \frac{t_e(\lambda = \lambda_{\text{max}})}{t_s} \quad (\text{A11})$$

$$y_k \rightarrow y_k^{\text{eff}} = y_L \frac{(\lambda/\lambda_{\text{max}})^{2/3}}{[1 + (\lambda/\lambda_{\text{max}})^{7/3}]^{2/7}} \quad (\text{A12})$$

into the expressions above (derived for a sharp cutoff at λ_{max}). This approximation is accurate to $\sim 10\%$, well within the range of uncertainties in our earlier approximations.

APPENDIX B: STABILITY CONDITIONS FOR A PARTIALLY-COUPLED GRAIN-GAS FLUID

Here we briefly describe an alternative derivation of a gravitational collapse criterion for grains in a thin disk. Consider a mixture of gas and dust; as in the main text, we introduce the *ad hoc* but convenient parameter β to describe their coupling.

The case $\beta = 0$ refers to the limit where the dust feels drag, but the gas does not *respond* to the dust (for example, the gas does not get compressed by dust motions, leading to higher gas pressure). The equation of motion in this limit should, therefore, correspond to the Euler equation for a collisionless particle fluid (with approximately aligned rotation-dominated particle orbits and negligible dispersion, since we are assuming a thin disk), which can be found in e.g. Toomre (1964); Julian & Toomre (1966); Binney & Tremaine (1987), with addition of the standard drag acceleration $(\mathbf{v}_{\text{dust}} - \mathbf{v}_{\text{gas}})/t_s$ (as appears in various forms in e.g. Marble 1970; Ward 1976; Sekiya 1983; Tanga et al. 2004).

On the other hand, $\beta = 1$ refers to a perfectly-coupled dust-gas mixture, such that the two move together. In this case the explicit drag force must vanish, and since the dust moves with the gas its equation of motion must be that of a razor-thin, single-fluid disk with pressure p_{gas} in cylindrical coordinates (for derivation and detailed discussion of the single-fluid equation, see Lau & Bertin 1978; Binney & Tremaine 1987). An expression of this form is used to derive in analogous instability criterion in Safronov (1960), and it is for example the vertically-integrated version of Eqs. 2.12-2.17 in Sekiya (1983).

In cylindrical coordinates (radial distance R from the star and azimuthal angle ϕ), we can write a single set of equations which represents both limits depending on whether we choose $\beta = 0$ and $\beta = 1$. This has the form:

$$\frac{\partial \Sigma}{\partial t} + \frac{1}{R} \frac{\partial}{\partial R} (R \Sigma v_R) + \frac{1}{R} \frac{\partial}{\partial \phi} (\Sigma v_\phi) = 0 \quad (\text{B1})$$

$$\frac{\partial v_R}{\partial t} + v_R \frac{\partial v_R}{\partial R} + \frac{v_\phi}{R} \frac{\partial v_R}{\partial \phi} - \frac{v_\phi^2}{R} = - \frac{\partial \Phi}{\partial R} - (1 - \beta) \frac{(v_R - v_{R, \text{gas}})}{t_s} - \frac{\beta}{\Sigma} \frac{\partial p_{\text{gas}}}{\partial R}$$

$$\frac{\partial v_\phi}{\partial t} + v_R \frac{\partial v_\phi}{\partial R} + \frac{v_\phi}{R} \frac{\partial v_\phi}{\partial \phi} + \frac{v_\phi v_R}{R} = - \frac{1}{R} \frac{\partial \Phi}{\partial \phi} - (1 - \beta) \frac{(v_\phi - v_{\phi, \text{gas}})}{t_s} - \frac{\beta}{\Sigma R} \frac{\partial p_{\text{gas}}}{\partial \phi}$$

Here Σ is the surface density of the mixture, Φ the total gravitational potential, and $v_R = \dot{R}$, $v_\phi = \dot{\phi}$; p_{gas} denotes the pressure of

the gaseous component coupled to the dust, and we simplify by taking β to be a constant. So, by our definition of c_s and $\tilde{\rho}$, we have $\delta p_{\text{gas}} = c_s^2 \delta \Sigma_{\text{gas}}^{\text{coupled}} = c_s^2 \tilde{\rho}^{-1} \delta \Sigma$.

We can explicitly check that these equations reduce to the limits above for $\beta \rightarrow 0$ (gas does not respond to dust; we recover the collisionless/pressure-free Euler equations in with an additional drag term from the gas) and $\beta \rightarrow 1$ (gas moves perfectly with dust; the drag vanishes and we recover the collisional/pressurized Euler equations for a single fluid). However, intermediate physical cases do *not* necessarily correspond to intermediate β (in those cases, one should distinguish the gas and dust velocities; and properly treat the dust velocity distribution function; hence the solutions rapidly become much more complex). In the main text we introduce an interpolation using intermediate values of β primarily as a heuristic, ad-hoc matching function between the two (valid) limits.¹⁵

With that caveat in mind, now we assume a perturbation of the form $\Sigma_1 \propto v_{R,1} \propto v_{\phi,1} \propto \exp(i[m\phi + kR - \omega t])$ (to the background equilibrium solution $\Sigma_0, v_{R,0},$ etc.) and linearize the above equations. We also invoke the WKB (local) approximation for the perturbation potential $\Phi_1 \approx -2\pi G |k|^{-1} \Sigma_1$; however, for now we retain all terms in the “unperturbed” background flow (i.e. retain all terms to $\mathcal{O}(|kR|^{-1})$). After some lengthy algebra we obtain the dispersion relation:

$$(\tilde{\omega} + 1) \left[\tilde{\omega}^2 + \tilde{t}_s \frac{v_{R,0}}{R} (1 + \eta_{v_R}) \tilde{\omega} \right. \quad (\text{B2})$$

$$\left. + \tilde{t}_s^2 \left(\frac{v_{R,0}^2}{R^2} \eta_{v_R} + 2 \frac{v_{\phi,0}^2}{R^2} (1 + \eta_{v_\phi}) \right) \right] =$$

$$-G_0 \left[m^2 (\tilde{\omega} + \tilde{t}_s \frac{v_{R,0}}{R}) + m \tilde{t}_s \frac{v_{\phi,0}}{R} kR (1 + \eta_{v_\phi} - 2\tilde{k}) + \right.$$

$$\left. \tilde{k} (kR)^2 (\tilde{\omega} + \tilde{t}_s \frac{v_{R,0}}{R} \eta_{v_R}) \right]$$

$$G_0 \equiv \frac{\tilde{t}_s^2}{R^2} \left[\frac{2\pi G \Sigma_0}{|k|} - \frac{\beta}{\tilde{\rho}} c_s^2 \right] \equiv \frac{\rho_R}{\tilde{k}} \left(\frac{\tilde{\tau}_s}{kR} \right)^2 \quad (\text{B3})$$

$$\tilde{k} \equiv 1 - i \frac{(1 + \eta_\Sigma)}{kR}$$

$$\tilde{\omega} \equiv i \tilde{t}_s \left[\omega - \left(m \frac{v_{\phi,0}}{R} + k v_{R,0} \right) + i \frac{v_{R,0}}{R} (1 + \eta_{v_R}) \right] - 1$$

where $\tilde{t}_s \equiv t_s / (1 - \beta)$, $\tilde{\tau}_s \equiv \tau_s / (1 - \beta)$.

This forms a cubic equation for ω , with three solution branches. Since the interesting parameter space is $t_s \sim \Omega^{-1}$, and the drift velocity is $\sim \eta V_K$ with $\eta \ll 1$, we can insert the values for $v_{R,0}$ and $v_{\phi,0}$ (and the corresponding $\eta_{v_R}, \eta_{v_\phi}$) from the solutions in Nakagawa et al. (1986), then drop higher-order terms in the drift (η), and restrict to purely radial modes ($m = 0$), to simplify this substantially with negligible effect on the character of the solution. This gives

$$\omega^3 \tilde{\tau}_s^2 + 2i\omega^2 \tilde{\tau}_s - \omega(1 - \tilde{\tau}_s^2(\rho_R - 1)) + i\rho_R \tilde{\tau}_s = 0 \quad (\text{B4})$$

where $\omega \equiv \omega / \Omega$ and $\rho_R \equiv (2\pi G \Sigma_0 |k| - \beta c_s^2 k^2 / \tilde{\rho}) \tilde{k} \Omega^{-2}$.

¹⁵ Since this paper was submitted, Takahashi & Inutsuka (2014) considered a more detailed derivation of the two-fluid instability criterion in a thin disk, parameterizing the turbulence via a simple effective diffusivity. Their resulting instability criteria (Eqs. 14-16 therein) reduce exactly to ours in § B for both the $\beta = 0$ ($\tau_s \gg 1$) and $\beta = 1$ ($\tau_s \rightarrow 0$) limits. For more general cases, they consider only $\rho_d / \rho_g \ll 1$, which leads to the secular limit. However if we start from their Eqs. 6-12, and take $\rho_d \gg \rho_g$, we can re-derive both β limits (and show that the prefactor of the Ω^2 term in Eq. B5 is exactly 1, as used in the text), and if we further expand in $\psi \equiv t_{\text{free-fall}} / t_s \equiv [t_s (2\pi G \Sigma |k|)^{1/2}]^{-1}$, we obtain the approximate scaling of β with density used in the text ($\beta \sim \psi$ for $\psi \ll 1$, ~ 1 for $\psi \gg 1$).

First note that if $\rho_R \leq 0$, then *all* solutions for ω have imaginary part $\text{Im}(\omega) \leq 0$, i.e. are decaying or stable – there can be no instability. However, if $\rho_R \geq 0$, there is *always* a growing mode. If $0 < \rho_R \ll 1$, this mode has $\omega = i\rho_R \tilde{\tau}_s$, so grows on a timescale $|\omega|^{-1} = 1/(\rho_R \tilde{\tau}_s \Omega) \gg \Omega^{-1}$. This is the “secular” sedimentation instability, which grows slowly. This may, in fact, be the mechanism by which planetesimals form (see e.g. Cuzzi et al. 2010; Youdin 2011; Shariff & Cuzzi 2011), but it requires a different set of models and collapse criteria, and is outside the scope of this paper (but will be the subject of a future study).

On the other hand, when $\rho_R \gtrsim 1$, then we obtain $\text{Im}(\omega) = \rho_R^{1/2} - 1/(2\tilde{\tau}_s)$. So growth on the dynamical timescale requires $\rho_R > [(1 - \beta)/(2\tilde{\tau}_s)]^2$, i.e.

$$0 > \Omega^2 \text{MAX} \left[1, \left(\frac{1 - \beta}{2\tilde{\tau}_s} \right)^2 \right] + \frac{\beta}{\tilde{\rho}} c_s^2 k^2 - 2\pi G \Sigma_0 |k| \quad (\text{B5})$$

Note that for $\tau_s \rightarrow 0$, $\beta \rightarrow 1$, and for $\beta \ll 1$ we expect $\tau_s \gtrsim 1$, so for the $\tau_s \sim 1$ of interest, can reasonably take $\text{MAX}[1, (2\tilde{\tau}_s)^{-2}] \sim 1$ and arrive at the dispersion relation used in the text, up to the turbulent terms (with the caveat that additional corrections appear for $\tau_s \ll 1$).

It is trivial to see that this satisfies the traditional Toomre, Roche, and Jeans criteria simultaneously. Shear (even the fully non-linear terms) forces are overcome when $\rho > \rho_{\text{Roche}}$, and gas pressure and angular momentum are explicitly included. A velocity dispersion term can be added using the approximate methods in Chandrasekhar (1951); Vandervoort (1970); Bonazzola et al. (1987); but to leading order in any of these approaches this is identical to the addition of the $v_i(k)$ term in the same manner as c_s , as in the text. We consider a more detailed calculation in Appendix C. Still another derivation which arrives at the same criterion for collapse in a coupled dust-gas disk, by treating the turbulence as a diffusion term in the equations of motion, is given in Chavanis (2000).

As noted in Cuzzi et al. (2008), a non-linear term which can suppress collapse is ram pressure from the “headwind” encountered by a grain group as it moves through the disk. The relevant criterion for whether the pebble-pile can resist instability in the ram pressure shredding the distribution is the Weber number, the ratio of surface gravity (effectively, “surface tension” of the collapsing cloud) $G\Sigma^2$ to the ram pressure force per unit area $\rho_g v_{\text{drift}}^2$, where $v_{\text{drift}} = f(\tau_s) \eta v_K \sim (\tau_s / (1 + \tau_s^2)) (c_s / v_K)^2 v_K$ is calculated by Nakagawa et al. (1986). At a radius r_* in the disk, with Keplerian velocity v_K , this is satisfied for all τ_s if $\Sigma \gtrsim (c_s / v_K)^2 f(\tau_s) Q^{-1/2} \Omega^2 r_* G^{-1}$. But it is straightforward to verify that this is automatically satisfied if Eq. B5 is already satisfied. Consider:

$$G\Sigma^2 > \rho_g v_{\text{drift}}^2 = \langle \rho_g \rangle_0 f^2(\tau_s) \eta^2 V_K^2 = \frac{\Sigma_{\text{gas}}}{2H_g} f^2(\tau_s) \eta^2 V_K^2 \quad (\text{B6})$$

so that

$$\frac{\Sigma}{\Sigma_{\text{gas}}} > \left(\frac{\pi Q}{2} \right)^{1/2} f(\tau_s) \eta \frac{V_K}{c_s} = \left(\frac{\pi Q}{2} \right)^{1/2} f(\tau_s) \Pi \quad (\text{B7})$$

but using the values from § 2, this becomes $\Sigma / \Sigma_{\text{gas}} \gtrsim 0.3$, which is always true for an unstable overdensity. More generally, using $\Pi \sim c_s / v_K$, with some manipulation we can turn this into

$$2\pi G \Sigma |k| \gtrsim c_s^2 k^2 \left(\frac{\lambda}{R} f(\tau_s) Q^{-1/2} \right) \quad (\text{B8})$$

Since $Q \gg 1$, $\lambda \ll R$, $f(\tau_s) < 1$, this is easily satisfied if $\rho_R > 0$.

Note that the case of a spherical, non-rotating, constant-density cloud of dust and gas collapsing, as might be appropriate

for e.g. modes with sufficiently large $|k| \gg h_d^{-1}$ near the disk mid-plane, is described in detail in Shariff & Cuzzi (2014). This essentially amounts to a two-fluid Jeans analysis, for which the key criterion is the effective Jeans number, as discussed in § 2.3. But this is exactly the criterion we obtain if we replace $\Sigma|k|$ with 2ρ in ρ_R or the dispersion relation Eq. B5, as we assumed in § 2.3 motivated by the limiting expressions for an exponential vertical profile (where the relevant terms scaled as $2\rho|kh_d|/(1+|kh_d|)$, so $\rightarrow 2\rho$ for $|k| \gg h_d^{-1}$ and $\rightarrow 2\rho|kh_d| = \Sigma|k|$ for $|k| \ll h_d^{-1}$).

APPENDIX C: ACCOUNTING FOR TURBULENT VELOCITY FLUCTUATIONS DURING COLLAPSE

We now present a derivation of the role of turbulent velocity fluctuations in dynamical collapse, which is simplified but accounts for the fully non-linear turbulent fluctuations (not just their rms value) during collapse.

First assume a grain overdensity exceeds the criterion in § B above (Eq. B5), on some scale, so it can collapse dynamically despite shear and gas pressure effects. If the effects of turbulence were negligible, the collapse timescale $t_f = t_{\text{collapse}}$ would just be the mode growth timescale $t_f = 1/\text{Im}(\omega) \sim (\rho_R^{1/2}\Omega)^{-1}$, for the regime of interest. But to survive long enough for this collapse/growth to occur, it must avoid encountering a turbulent gas structure or eddy which induces a shear velocity $> v_{\text{max}} \sim v_{\text{collapse}} = k^{-1}/t_{\text{collapse}}$. This is always less than the “escape velocity” $(\sqrt{2GM_d}(<\lambda)/\lambda)$ since that is defined by free-fall from infinite distance; but it is still sufficient to “reset” collapse (it will perturb the collapsing region significantly “away from” the collapsing state). Define time and velocity in units of the rms eddy turnover time and velocity dispersion on this scale: $\tau \equiv t/t_e(k)$ and $x \equiv v/\langle v_{\text{turb}}^2(k) \rangle^{1/2}$. Let $\tau_f = t_f/t_e(k)$ and $B \equiv v_{\text{max}}/\langle v_{\text{turb}}^2(k) \rangle^{1/2}$. Moreover, recall that $\langle t_e(k) \rangle \equiv \lambda/\langle v_{\text{turb}}^2(k) \rangle^{1/2}$ (where $\lambda \equiv k^{-1}$), and, for $v_{\text{max}} = \lambda/t_{\text{collapse}}$, $\tau_f = 1/B$.

In fully-developed turbulence, to lowest order, the distribution of one-dimensional velocities (v_x, v_y, v_z) on a given scale is Gaussian¹⁶

$$P_0(x|S_0) = \frac{dP(<x|S_0)}{dx} = \frac{1}{\sqrt{2\pi S_0}} \exp\left(-\frac{x^2}{2S_0}\right) \quad (\text{C1})$$

with variance $S_{0,v} = \langle v_{\text{turb}}^2(k) \rangle/3$, or in the units above, $S_0 \equiv S_{0,x} = 1/3$.

The correlation timescale for x is $\approx t_e(k)$ – this is measured in experiments and simulations (Yakhot 2008; Pan & Scannapieco 2010; Konstandin et al. 2012), and often is, in fact, how $t_e(k)$ is defined. So to lowest order, we can think of the turbulent field as “refreshed” or “resampled” on a timescale $\Delta t \sim t_e(k)$ (or $\Delta\tau \sim 1$). For $\tau_f \gg 1$, this means we “draw” from the distribution in Eq. C1 $N \approx \tau_f/\Delta\tau = \tau_f$ times over the collapse timescale. We require, for each draw, that $|x| < B$, which has probability $P(|x| < B) = \text{erf}(B\sqrt{3}/2)$. The probability that all draws are “successful” (i.e. that the collapsing mode survives) is $P(|x| < B)_{\tau < \tau_f} \sim \text{erf}(B\sqrt{3}/2)^{\tau_f} = \text{erf}(B\sqrt{3}/2)^{1/B}$. Finally, we note that this was just for one velocity component; we must consider each of three components independently. This gives the probability of survival

$$P(|x| < B)_{\tau < \tau_f} \sim \text{erf}(B\sqrt{3}/2)^{3\tau_f} = \text{erf}(B\sqrt{3}/2)^{3/B} \quad (\text{C2})$$

¹⁶ In the presence of intermittency, this is not exactly true; however, the effects on the second-order correlation function (which is what matters here) are weak. We can, for example, repeat our derivation using the distribution function predicted by She & Leveque (1994), and find it gives only a $\sim 5\%$ -level correction to our calculation.

This is an *extremely* steep function of B for $B < 1$, approximately $\approx \exp[3B^{-1}(\ln B + (1/2)\ln(6/\pi))]$, and $P \ll 1$ for small B . So we do not expect “successful” collapse to be common for small B . Since turbulence is an inherently stochastic process, we cannot deterministically say whether a given region will or will not encounter a large turbulent eddy which would break it up during its collapse. Lacking that, we want our “collapse criterion” to identify regions where there is a large (order-unity) probability of “successful” collapse (i.e. not encountering a too-large turbulent shear/vorticity). We therefore require $P > 0.5$ (i.e. the probability of survival is larger than that of disruption), which requires $B_{\text{min}} > 0.8$; this choice of P is arbitrary but because it is a steep function of B , changing the “threshold” has weak effects on B (at $B_{\text{min}} = 0.4$, $P \sim 10^{-3}$, at $B_{\text{min}} = 1$, $P \sim 0.8$).

Now recall $v_{\text{max}} \approx v_{\text{collapse}} = k^{-1}/t_{\text{collapse}} = k^{-1}\text{Im}(\omega) \approx k^{-1}\Omega\rho_R^{1/2}$; so this requirement becomes $(\rho_R\Omega)^2 > B_{\text{min}}^2 \langle v_{\text{turb}}^2(k) \rangle k^2$, or

$$0 > \Omega^2 + \frac{\beta}{\rho} c_s^2 k^2 + B_{\text{min}}^2 \langle v_{\text{turb}}^2(k) \rangle k^2 - 2\pi G\Sigma_0 |k| \quad (\text{C3})$$

Since $B_{\text{min}} \sim 1$ is somewhat uncertain, we simply adopt $B_{\text{min}} = 1$ in the text (corresponding to the *linear* derivation for a gas fluid in Chandrasekhar 1951); however, the difference between this and $B_{\text{min}} = 0.8$ is negligible for all of our results. We simply note that the choice ($B_{\text{min}} = 1$) in the text also applies to non-linear, fluctuating turbulent velocity fields during collapse, and corresponds to a probability $P > 0.8$ that the region will “successfully” collapse in the limit where turbulence is the dominant source of support (compared to rotation and shear).

Still another approach to calculating the effects of turbulence on the collapse is given in Hogan & Cuzzi (2007); Cuzzi et al. (2010), who explicitly model a bivariate probability distribution of particle concentration (ρ or Σ) and enstrophy density ($|\nabla \times \mathbf{v}|^2 \sim v_{\text{turb}}^2(k)k^2$). This has the advantage of accounting directly for the variation in v_{turb}^2 from one location to another, where in some regions there can be less (or more) support versus collapse; however it requires a numerical model for the bivariate cascade.

APPENDIX D: SCALINGS FOR NON-SOLAR TYPE STARS

Here we briefly note how the scalings used in this paper are modified for stars which differ significantly from solar-type.

First, we repeat our calculation of basic disk properties in § 2.2. Our definition of $\Sigma_g(r)$ was already generalized for any surface density, so we only need to correct for the properties of the star.

$$\Omega = \sqrt{\frac{GM_*}{r_*^3}} \approx 6.3 r_{\text{au}}^{-3/2} \text{yr}^{-1} M_{*,\odot}^{1/2} \quad (\text{D1})$$

$$\Sigma_g = \Sigma_0 1000 r_{\text{au}}^{-3/2} \text{g cm}^{-2} \quad (\text{D2})$$

$$T_{\text{eff},*} = \left(\frac{(0.05 r_{\text{au}}^{2/7}) R_*^2}{4 r_*^2}\right)^{1/4} T_* \approx 140 r_{\text{au}}^{-3/7} L_{*,\odot}^{1/4} \text{K} \quad (\text{D3})$$

where we have used the fact that $L_* \propto R_*^2 T_*^4$ (by definition), and defined the mass and luminosity of the star relative to solar:

$$M_{*,\odot} \equiv \frac{M_*}{M_\odot}, \quad L_{*,\odot} \equiv \frac{L_*}{L_\odot} \quad (\text{D4})$$

Inserting these into the same definitions we used in the text

(following Chiang & Youdin 2010) we obtain

$$c_s = \sqrt{\frac{k_B T_{\text{mid}}}{\mu m_p}} \approx 0.64 r_{\text{au}}^{-3/14} L_{*,\odot}^{1/8} \text{ km s}^{-1} \quad (\text{D5})$$

$$\frac{H_g}{r_*} = \frac{c_s}{V_K} \approx 0.022 r_{\text{au}}^{2/7} M_{*,\odot}^{-1/2} L_{*,\odot}^{1/8} \quad (\text{D6})$$

$$\langle \rho_g \rangle_0 = \frac{\Sigma_g}{2H_g} \approx 1.5 \times 10^{-9} \Sigma_0 r_{\text{au}}^{-39/14} M_{*,\odot}^{1/2} L_{*,\odot}^{-1/8} \text{ g cm}^{-3} \quad (\text{D7})$$

$$Q = \frac{c_s \Omega}{\pi G \Sigma_g} \approx 61 \Sigma_0^{-1} r_{\text{au}}^{-3/14} M_{*,\odot}^{1/2} L_{*,\odot}^{1/8} \quad (\text{D8})$$

$$\Pi = \frac{1}{2 \langle \rho_g \rangle_0 V_K c_s} \frac{\partial (\langle \rho_g \rangle_0 c_s^2)}{\partial \ln r} \approx 0.035 r_{\text{au}}^{2/7} M_{*,\odot}^{-1/2} L_{*,\odot}^{1/8} \quad (\text{D9})$$

$$\lambda_\sigma = \frac{1}{n_g \sigma(H_2)} \approx \frac{1.2 \Sigma_0^{-1} r_{\text{au}}^{39/14} M_{*,\odot}^{-1/2} L_{*,\odot}^{1/8}}{1 + L_{*,\odot}^{-1/4} (r_{\text{au}}/3.2)^{3/7}} \text{ cm} \quad (\text{D10})$$

$$\tau_s \approx \text{MAX} \begin{cases} 0.004 \Sigma_0^{-1} r_{\text{au}}^{3/2} R_{\text{d,cm}} \\ 0.0014 R_{\text{d,cm}}^2 \frac{r_{\text{au}}^{-9/7} M_{*,\odot}^{1/2} L_{*,\odot}^{-1/8}}{1 + L_{*,\odot}^{-1/4} (r_{\text{au}}/3.2)^{3/7}} \end{cases} \quad (\text{D11})$$

In § 3.2, we derived an approximate collapse criterion for large grains – a critical τ_s above which fluctuations becomes sufficiently large such that pebble-pile formation is likely in our model. Note that our derivation was cast in terms of quantities like τ_s , Q and c_s , so we do not need to change it in those terms – only the relation of those terms to quantities like the location in the disk and absolute size of the grains will be altered. So we retain the “threshold” criteria that the “effective” Jeans number $J < 1$ (Eq. 37):

$$\tilde{\rho}_{\text{crit}}(\lambda) \sim \frac{c_s}{\lambda \sqrt{G \langle \rho_g \rangle_0}} \sim Q^{1/2} \frac{c_s}{\lambda \Omega} \quad (\text{D12})$$

$$(\text{D13})$$

and consequent (Eq. 52)

$$\tau_s \gtrsim \tau_s^{\text{crit}} \approx 0.05 \frac{\ln(Q^{1/2}/Z_d)}{\ln(1 + 10\alpha^{1/4})} \approx 0.4 \psi(Q, Z_d, \alpha) \quad (\text{D14})$$

In § 6.2, we noted the maximum grain sizes, in terms of τ_s , expected to contain significant mass at a given location in a protoplanetary disk (as estimated by Birnstiel et al. 2012). We can use the revised values above to correct these: the grains containing most of the grain mass have τ_s given by the minimum τ_s^{max} of three criteria:

$$\tau_s^{\text{max}} = \text{MIN} \begin{cases} \frac{v_{\text{shatter}}^2}{3\alpha c_s^2} \sim 0.81 r_{\text{au}}^{3/7} \left(\frac{v_{\text{shatter}}}{10 \text{ ms}^{-1}} \right)^2 \left(\frac{\alpha}{10^{-4}} \right)^{-1} L_{*,\odot}^{-1/4} \\ \frac{v_{\text{shatter}}}{\eta V_K} \sim 0.45 r_{\text{au}}^{13/14} \left(\frac{v_{\text{shatter}}}{10 \text{ ms}^{-1}} \right) M_{*,\odot}^{1/2} L_{*,\odot}^{-1/4} \\ 0.275 \frac{Z}{\eta} \sim 7.1 r_{\text{au}}^{-4/7} \left(\frac{Z}{Z_\odot} \right) M_{*,\odot} L_{*,\odot}^{-1/4} \end{cases} \quad (\text{D15})$$

If we now insert numbers into these scalings, it is straightforward to see that we predict “easier” pebble-pile formation around low-mass stars. Consider an M-dwarf with $M_* = 0.1 M_\odot$ and typical luminosity $L_* \approx 5 \times 10^{-4} L_\odot$ ($T_* \approx 2900 \text{ K}$, $R_* \approx 0.1 R_\odot$). The disk is cool, and the ice line lies at just a few times the stellar radius ($\sim 4 R_* \sim 0.002 \text{ au}$). Thus we expect $v_{\text{shatter}} \gtrsim 10 \text{ m s}^{-1}$ throughout. Plugging in these values suggests that the critical τ_s^{crit} is modest ($\sim 0.3 - 0.6$) and “expected” ($\tau_s^{\text{crit}} < \tau_s^{\text{max}}$) at almost all radii. For example at $\sim 0.03 \text{ au}$ (the approximate location of the

habitable zone after the disk is evaporated), we have $\tau_s^{\text{crit}} \approx 0.5$, with $\tau_s^{\text{max}} = \text{MIN}(1.2 \times 10^{-4} v_{s,10}^2/\alpha, 1.2 v_{s,10}, 35 Z_d/Z_\odot)$ (where $v_{s,10} \equiv v_{\text{shatter}}/10 \text{ m s}^{-1}$). More generally, we obtain a metallicity and α criterion as in § 6.2, with $Z_d \gtrsim 0.15 r_{\text{au}}^{1/2} Z_\odot$ as before (except now the relevant radii are smaller, so at $\sim 0.03 \text{ au}$ we require only $Z_d \gtrsim 0.03 Z_\odot$), and $\alpha \lesssim 1.5 \times 10^{-3} r_{\text{au}}^{1/2} v_{s,10}^2$ ($\alpha \lesssim 3 \times 10^{-4} v_{s,10}^2$ at $\sim 0.03 \text{ au}$). The implied critical grains/pebble size at this radius is modest, $R_{\text{d,cm}} \approx 1.5$ (i.e. cm-size).

On the other hand, now consider a massive zero-age main sequence O/B star with $M_* = 12 M_\odot$ and $L_* \approx 8800 L_\odot$ ($T_* \approx 28000 \text{ K}$, $R_* \approx 4.3 R_\odot$). The disk is hot, so the ice line lies at $\sim 50 - 100 \text{ au}$. Inside this radius, assuming $v_{\text{shatter}} \sim 1 \text{ m s}^{-1}$, we expect the maximum grain sizes to be well below those required to reach τ_s^{crit} . Outside this radius, it is still quiet challenging: at e.g. 50 au we expect $\tau_s^{\text{crit}} \approx 0.5$, with $\tau_s^{\text{max}} = \text{MIN}(0.45 \times 10^{-4} v_{s,10}^2/\alpha, 0.12 v_{s,10}, 0.9 Z_d/Z_\odot)$ – so unless $v_{\text{shatter}} \gtrsim 40 - 50 \text{ m s}^{-1}$ (the highest values estimated), this is a serious challenge. Even if this is satisfied, we *also* require $Z_d \gtrsim 0.6 Z_\odot$, and $\alpha \lesssim 2 \times 10^{-3} (v_{\text{shatter}}/40 \text{ m s}^{-1})^2$. The critical pebble sizes would be $R_{\text{d,cm}} \gtrsim 10 (\Sigma_0/30)$ – approaching the “boulder” range.

Qualitatively, if we assume $L_{*,\odot} \approx M_{*,\odot}^4$ over the main-sequence stellar mass range, we see that the various values for τ_s^{max} scale inversely or not at all with stellar mass (the turbulent and drift-based shattering criteria scale as $M_{*,\odot}^{-1}$ and $M_{*,\odot}^{-1/2}$, respectively, while the radial drift/dust growth criterion is independent of $M_{*,\odot}$), while τ_s^{crit} is only weakly (logarithmically) sensitive to the stellar mass. We can similarly explore the effects of stellar metallicity, but this is even weaker: if we assume, following observations, that $L_* \propto Z_*^{-1/3}$ at fixed mass (see e.g. Kotoneva et al. 2002), then we obtain small corrections to all the above. Assuming the stellar Z_* is the same as the gas disk, we find the correction to the minimum metallicities required are small over the plausible range $\sim 0.1 \lesssim Z_*/Z_\odot \lesssim 10$.