

OGLE-LMC-ECL-11893: The discovery of a long-period eclipsing binary with a circumstellar disk

Subo Dong¹, Boaz Katz^{2,3}, Jose L. Prieto^{4,5}, Andrzej Udalski^{6,7}, Szymon Kozłowski^{6,7}, R. A. Street^{8,15}, D. M. Bramich^{9,15}, Y. Tsapras^{8,10,15}, M. Hundertmark^{11,15}, C. Snodgrass^{12,15}, K. Horne^{11,15}, M. Dominik^{11,13,15}, R. Figuera Jaimes^{14,11,15}

ABSTRACT

We report the serendipitous discovery of a disk-eclipse system OGLE-LMC-ECL-11893. The eclipse occurs with a period of 468 days, a duration of about 15 days and a deep (up to $\Delta m_I \approx 1.5$), peculiar and asymmetric profile. A possible origin of such an eclipse profile involves a circumstellar disk. The presence of

¹Kavli Institute for Astronomy and Astrophysics, Peking University, Yi He Yuan Road 5, Hai Dian District, Beijing 100871, China

²Institute for Advanced Study, 1 Einstein Dr.

³John N. Bahcall Fellow

⁴Department of Astrophysical Sciences, Princeton University, 4 Ivy Lane, Peyton Hall, Princeton, NJ 08544

⁵Carnegie-Princeton Fellow

⁶Warsaw University Observatory, Al. Ujazdowskie 4, 00-478 Warszawa, Poland

⁷The OGLE Collaboration

⁸Las Cumbres Observatory Global Telescope Network, 6740 Cortona Drive, suite 102, Goleta, CA 93117, USA

⁹Qatar Environment and Energy Research Institute, Qatar Foundation, Tornado Tower, Floor 19, P.O. Box 5825, Doha, Qatar

¹⁰School of Physics and Astronomy, Queen Mary University of London, Mile End Road, London E1 4NS, UK

¹¹SUPA, School of Physics & Astronomy, University of St Andrews, North Haugh, St Andrews KY16 9SS, UK

¹²Max Planck Institute for Solar System Research, Justus-von-Liebig-Weg 3, 37077 Göttingen, Germany

¹³Royal Society University Research Fellow

¹⁴European Southern Observatory, Karl-Schwarzschild-Straße 2, 85748 Garching bei München, Germany

¹⁵The RoboNet Collaboration

the disk is confirmed by the H- α line profile from the follow-up spectroscopic observations, and the star is identified as Be/Ae type. Unlike the previously known disk-eclipse candidates, the eclipses of OGLE-LMC-ECL-11893 retain the same shape throughout the span of ~ 17 years (13 orbital periods), indicating no measurable orbital precession of the disk.

Subject headings: Eclipsing binaries, Circumstellar disk, OGLE-LMC-ECL-11893

1. Identification of the peculiar eclipses of OGLE-LMC-ECL-11893

The OGLE LMC eclipsing binary (EB) catalogue (Graczyk et al. 2011) reported the discovery of 26121 EBs toward the LMC. In November 2011, while searching the catalogue for long-period (period $P > 100$ days), highly-eccentric binaries (Dong et al. 2013), we serendipitously identified a very unusual eclipsing binary OGLE-LMC-ECL-11893 (RA: 05:17:21.17 DEC: -69:00:55.7; J2000) by visual inspection. The period-folded I-band light curve shows an eclipse with a peculiar shape (Figure. 1). The data are taken from phases II and III of the OGLE survey (Udalski et al. 1997, 2008) and span 12 years (further data from OGLE-IV survey are discussed in Sec. 2). The period is 468.124 days, and the baseline I-band magnitude is about 17.6. Each eclipse occurrence is shown with a different color. The eclipse bears some close similarity with EE Cephei, an eclipsing Be star with a circumstellar disk (Gałan et al. 2012) but also has some unique characteristics. In the following, we list several striking features of the OGLE-LMC-ECL-11893 eclipses:

1. The eclipse profile, which spans about 15 days, has an unusual asymmetric shape that cannot be produced by a spherical occulting star. The shape of the profile bears close similarity with EE Cephei during its 2008/9 eclipse (e.g., see the right panel of Fig. 3 in Gałan et al. 2012) and the duration of EE Cephei is similar too (~ 30 days). The ingress and egress of OGLE-LMC-ECL-11893 are steeper than EE Cephei.
2. The eclipse is deep, with a maximal depth of ~ 1.5 magnitudes or equivalently, 75% of the I-band light is occulted. This is comparable to that of EE Cephei, whose eclipse depths vary between $\sim 0.5 - 2.0$ mag (Gałan et al. 2012).
3. The shape of the eclipse does not change with time. The 9 eclipses spanning 17 years detected so far have exactly the same profile within measurement uncertainties. This is in contrast with EE Cephei and three other well-known disk-eclipse events (ϵ Aurigae, OGLE-LMC-ECL-17782, KH 15D), whose eclipse depths vary from one orbital period to another. These variations are generally attributed to the precessions of the disks.

The similarities between OGLE-LMC-ECL-11893 and EE Cephei hint that they have similar physical origins, possibly disk-eclipsing events, as suggested by Gãlan et al. (2012) for EE Cephei.

2. Follow-up observations

We obtained two optical spectra of OGLE-LMC-ECL-11893, first on 2011 Dec. 23 with IMACS f/2 (Dressler et al. 2011) mounted on the Magellan Baade 6.5m and the second on 2013 Jan. 7 with the Magellan Echellette spectrograph (MagE; Marshall et al. 2008). For IMACS f/2 spectrum we used the 300 l/mm grism and 0.7"slit, which gives resolution $R = 1800$ and wavelength coverage 3700 – 9500 Å. We show the IMACS spectrum of the star in the upper panel of Figure 2. MagE with 1"slit gives $R = 4800$ and wavelength coverage 3300 – 10000 Å. The IMACS spectrum was reduced with standard techniques in IRAF. The MagE spectrum was reduced with the Carnegie pipeline from D. Kelson.

Using the Ulyss package which constrains stellar parameters by fitting stellar spectra with the Elodie spectroscopy library (Koleva et al. 2009), we find that the spectrum is consistent with that of a late B/early A-type giant with $T_{\text{eff}} \sim 10000K$. The Radial Velocity (RV) of the star measured from the MagE spectrum is 270 km/s, consistent with the RV of the LMC. In both spectra, we find H- α line profiles characteristic of circumstellar disks (Silaj et al. 2010), confirming the existence of the disk indicated by the eclipse, and the system is of Be/Ae type. The H- α profile in the MagE spectrum is shown in the lower panel of Figure 2. The H- α profile is similar to that of ϵ Aurigae (Silaj et al. 2010), typical for Be star observed edge-on (see Fig. 3 in Slettebak 1979). ϵ Aurigae is a disk-eclipsing event for which the disk was directly confirmed by infrared interferometry (Kloppenborg et al. 2010).

Multi-band photometry obtained using the 1m telescopes (Domes A and B) at LCOGT's site in Chile (CTIO) during February and March 2013 (at the early commissioning stages of the telescopes) are shown in Figure 3 and given in Table 1. The observations were conducted through the Observation Control interface developed for the RoboNet project, taken in semi-robotic mode as the underlying software was in the process of being upgraded to integrate with the new 1m network at the time. The image data were preprocessed using LCOGT's Standard Pipeline, which is based around ORAC-DR, after which the RoboNet pipeline (based on DanDIA by Bramich 2008) was used for difference image analysis (DIA) photometry.

The different bands (filled and empty dots) are compared to the folded I and V bands OGLE II, III and IV photometry (empty squares and filled and empty pentagons). Given

the photometric uncertainties in the LCOGT data, there is reasonable agreement between the LCOGT data and the OGLE data for the V - and I - bands where they could be directly compared. While most bands have a roughly similar profile, the eclipse depth seems to increase for bluer bands (from I , R , V to B). In particular, the B -band seems to have a consistently deeper eclipse, and the two B -band measurements during HJD 2456353, in the deepest point of the eclipse seem to be particularly deep compared to other bands. The colour variations during the eclipse events may be related to several physical properties of the system such as possible temperature variations across the eclipsed areas, the opaqueness of the disk as a function of wavelength, the limb darken profile of the eclipsed stars, etc. Further high-precision observations are required to accurately measure these differences and study their implications.

The next two eclipses of OGLE-LMC-ECL-11893 will be around HJD ~ 2456818 (June 2014) and ~ 2457286 (September 2015). The former one, however, will be practically unobservable as it will be too close to the Sun. We encourage intense multi-band photometric and spectroscopic monitoring during the eclipse. In addition, long-term RV monitoring will be useful to determine the orbital parameters and the mass of the eclipsing component.

3. Discussion

Assuming a circular orbit, the size of an eclipsing region is of the order: $D \sim 2\pi a \Delta t / P = \Delta t (2\pi G M_{\text{tot}} / P)^{1/3} \sim 0.35 (M_{\text{tot}} / 3M_{\odot})^{1/3} \text{AU}$ for eclipse duration $\Delta t \sim 15d$ and $P = 468d$, where M_{tot} is the total mass of the system and a is the semi-major axis.

Three well known periodic disk-eclipse EB candidates are ε Aurigae ($P = 27 \text{yr}$), EE Cephei ($P = 5.6 \text{yr}$), and OGLE-LMC-ECL-17782 ($P = 13.4 \text{day}$, identified by Graczyk et al. 2011 in the OGLE LMC EB catalogue). The remarkably complicated eclipses of KH 15D are interpreted as a circumbinary disk eclipsing a pair of stars (Winn et al. 2006). Evidences for disk-eclipsing nature of YSOs YLW 16A and WL 4 have been presented in Plavchan et al. (2013) and Parks et al. (2014). An additional disk-eclipse candidate with one occurrence of eclipse was suggested by Mamajek et al. (2012). A LMC Be star FTS ID 78.5979.72 which had a sudden transition from no measurable variabilities to eclipsing with short time-variabilities was reported in Struble et al. (2006).

The period, depth, eclipse duration and stellar type of OGLE-LMC-ECL-11893 are similar to those of EE Cephei suggesting a similar origin for the peculiar eclipses in both systems. The H- α line profile is similar to that of ε Aurigae. One important difference is that the shape of OGLE-LMC-ECL-11893 appears to be constant while those of EE Cephei,

ε Aurigae, OGLE-LMC-ECL-17782 and KH 15D change between eclipses, interpreted as precessions of disks. OGLE-LMC-ECL-11893 is exceptional in this respect that it does not have measurable precession. Another interesting qualitative difference between OGLE-LMC-ECL-11893 and EE Cephei is that the former has relatively short durations of the ingress and egress than the latter. The disk-eclipse scenario along with other physical properties of the system will be studied in depth by ?.

The serendipitous identification of OGLE-LMC-ECL-11893 demonstrates the power of the OGLE survey in making discoveries of unanticipated variables, thanks to its long-term, high-cadence and high quality photometry of a large number of stars. This has implications for planning future large time-domain surveys such as LSST because the overwhelming majority of such systems in the Galaxy would lie in the inner two quadrants of the Galactic disk, a region that was excluded in the recently published LSST planning (See Figure 1 of Gould 2013 and Figure 4.4 of Abate et al. 2012).

We thank Cullen Blake for stimulating discussion on alternative models and the participants of a lively IAS astro-coffee session held in Dec 2011. We are grateful to Alice Quillen and Josh Winn for helpful comments. S.D. is supported by “the Strategic Priority Research Program-The Emergence of Cosmological Structures” of the Chinese Academy of Sciences (Grant No. XDB09000000). The OGLE project has received funding from the European Research Council under the European Community’s Seventh Framework Programme (FP7/20072013)/ERC grant agreement No. 246678 to A.U. MD, RFJ, KH, RAS, CS, and YT are supported by NPRP grant NPRP-09-476-1-78 from the Qatar National Research Fund (a member of Qatar Foundation). DMB’s contribution to this publication was made possible by NPRP grant # X-019-1-006 from the Qatar National Research Fund (a member of Qatar Foundation). CS has received funding from the European Union Seventh Framework Programme (FP7/2007-2013) under grant agreement no. 268421.

REFERENCES

- Abate, A., Aldering, G., Allen, S.W., et al. 2012, arXiv:1211.0310
- Bramich D. M., 2008, MNRAS, 386, L77
- Dong, S., Katz, B., & Socrates, A. 2013, ApJ, 763, L2
- Dressler, A., Bigelow, B., Hare, T., et al. 2011, PASP, 123, 288
- Gałań, C., Mikołajewski, M., Tomov, T., et al. 2012, A&A, 544, A53

- Gould, A. 2013, arXiv:1304.3455
- Graczyk, D., Soszyński, I., Poleski, R., et al. 2011, *Acta Astron.*, 61, 103
- Kloppenborg, B., Stencel, R., Monnier, J. D., et al. 2010, *Nature*, 464, 870
- Koleva, M., Prugniel, P., Bouchard, A., & Wu, Y. 2009, *A&A*, 501, 1269
- Mamajek, E. E., Quillen, A. C., Pecaut, M. J., et al. 2012, *AJ*, 143, 72
- Marshall, J. L., Burles, S., Thompson, I. B., et al. 2008, *Proc. SPIE*, 7014,
- Parks, J. R., Plavchan, P., White, R. J., & Gee, A. H. 2014, *ApJS*, 211, 3
- Plavchan, P., Güth, T., Laohakunakorn, N., & Parks, J. R. 2013, *A&A*, 554, A110
- Silaj, J., Jones, C. E., Tycner, C., Sigut, T. A. A., & Smith, A. D. 2010, *ApJS*, 187, 228
- Slettebak, A. 1979, *Space Sci. Rev.*, 23, 541
- Struble, M. F., Galatola, A., Faccioli, L., Alcock, C., & Cruz, K. 2006, *AJ*, 131, 2196
- Udalski, A., Kubiak, M., & Szymanski, M. 1997, *Acta Astron.*, 47, 319
- Udalski, A., Szymanski, M. K., Soszynski, I., & Poleski, R. 2008, *Acta Astron.*, 58, 69
- Winn, J. N., Hamilton, C. M., Herbst, W. J., et al. 2006, *ApJ*, 644, 510

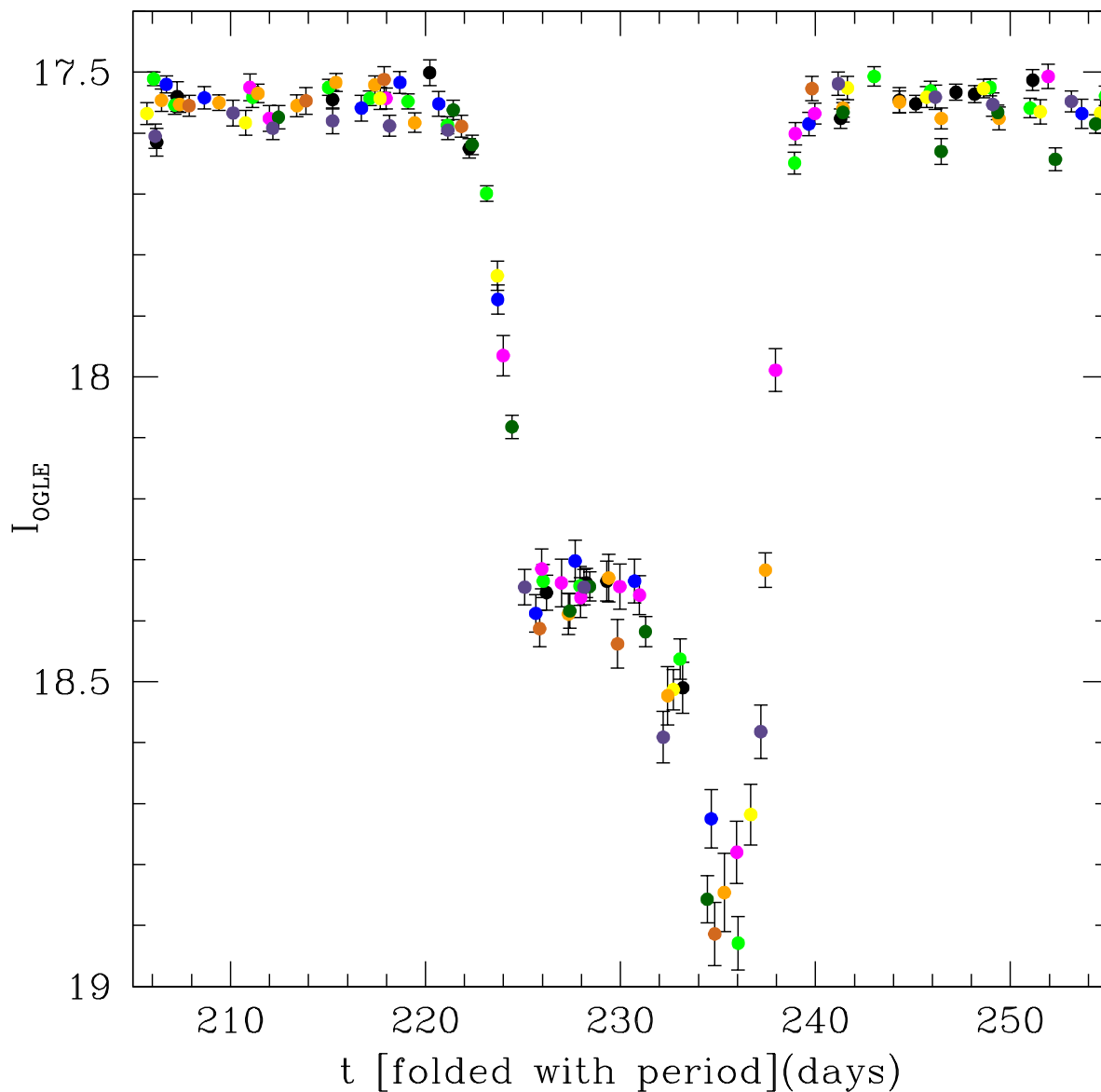


Fig. 1.— Period-folded OGLE *I*-band light curve of OGLE-LMC-ECL-11893 with respect to $HJD_0 = 2454245.5663$. Photometry from different orbital periods are shown in different colors. The observations by OGLE-II and OGLE-III span ~ 12 years and contain 9 eclipse occurrences. The peculiar and asymmetric eclipse profile is unchanged within measurement uncertainties during the span of observations.

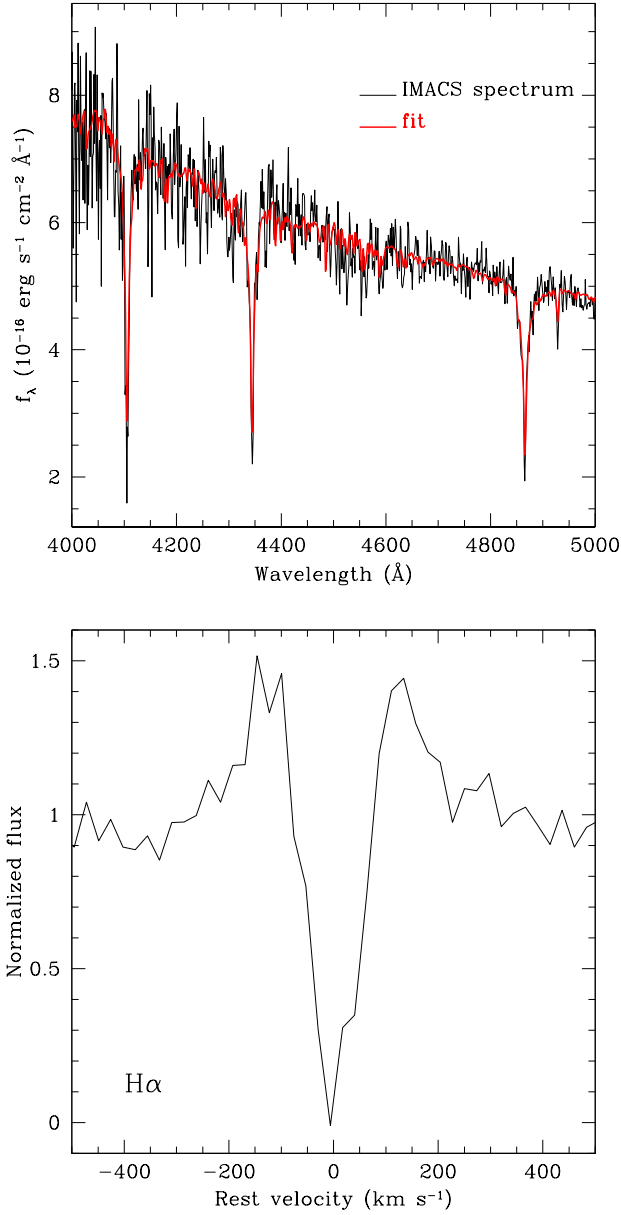


Fig. 2.— Upper Panel: Spectrum of OGLE-LMC-ECL-11893 taken by IMACS (black). The best-fit model from Ulyss (red) suggests it is a late B/early A-type giant. Lower Panel: H- α line profile in the MagE spectrum that is characteristic of Ae/Be stars confirms the existence of a circumstellar disk (Silaj et al. 2010). The same profile also clearly shows up in the IMACS spectrum though the H- α region is near the edge of the CCD. The H- α profile is typical for an edge-on Be star, similar to that of ϵ Aurigae (see bottom left panel of Fig. 8 on page 241 in Silaj et al. 2010), for which the disk was directly confirmed by infrared interferometer imaging (Kloppenborg et al. 2010).

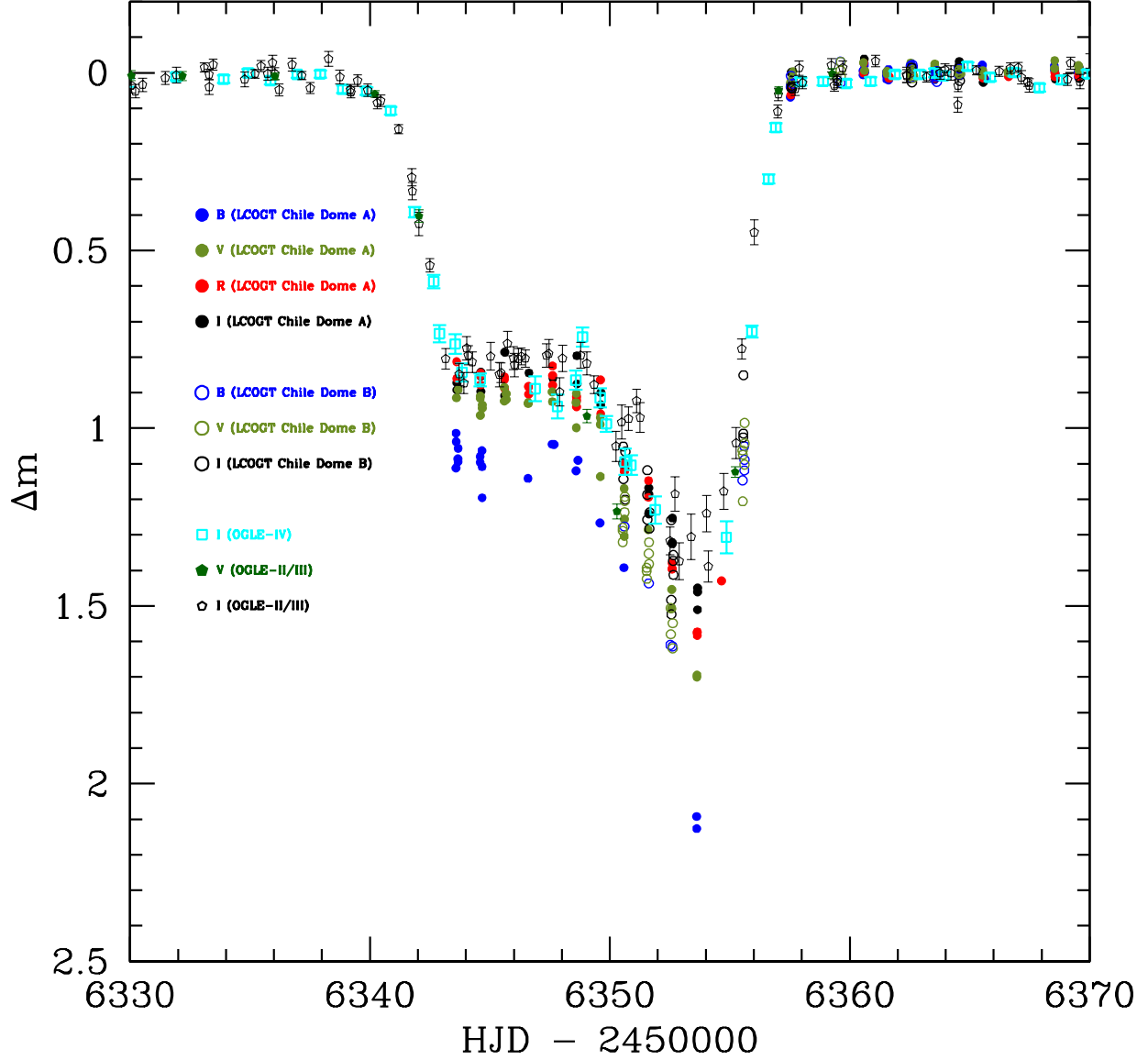


Fig. 3.— Multi-band follow-up light curves of the OGLE-LMC-ECL-11893 $BVRI$ filters (in blue, olive-green, red, black) were taken by LCOGT Chilean 1-m telescopes (Dome A: filled circles, Dome B: open circles) during the 2013 eclipse. The OGLE-IV I -band observations (cyan open squares) were taken in the 2013 and 2011 seasons. The OGLE-III and OGLE-II I -band (black open pentagons) and V -band (dark green filled pentagons) observations are also shown for comparison. Observations which were not taken in 2013 are shifted by periods to match the time of the eclipse in 2013.

Table 1: Time-series B , V , R and I photometry for OGLE-LMC-ECL-11893 from the LCOGT network of telescopes. The instrumental m_{ins} magnitudes are listed in column 4 corresponding to the LCOGT site/dome/telescope/instrument code, filter, and epoch of mid-exposure listed in columns 1-3, respectively. The uncertainty on m_{ins} is listed in column 5. For completeness, we also list the quantities f_{ref} , f_{diff} and p in columns 6, 8 and 10, along with the uncertainties σ_{ref} and σ_{diff} in columns 7 and 9. Note that $m_{\text{ins}}(t) = 25 - 2.5 \log(f_{\text{ref}} + \frac{f_{\text{diff}}(t)}{p(t)})$ where t is time. Note that these magnitudes are not calibrated to standard systems and they should be used only for studying the relative flux changes. The calibrated magnitudes of the system at the baseline are: $I = 17.55 \pm 0.03$, $V = 17.74 \pm 0.02$ and $B = 17.95 \pm 0.04$. This is an extract from the full table, which is available with the electronic version of the article.

Telescope ID	Filter	HJD (d)	m_{ins} (mag)	σ_m (mag)	f_{ref} (ADU s ⁻¹)	σ_{ref} (ADU s ⁻¹)	f_{diff} (ADU s ⁻¹)
lsc-doma-1m0-05-kb78	B	2456343.58641	21.502	0.034	69.323	1.879	-43.868
lsc-doma-1m0-05-kb78	B	2456343.59010	21.404	0.032	69.323	1.879	-41.498
⋮	⋮	⋮	⋮	⋮	⋮	⋮	⋮
lsc-doma-1m0-05-kb78	V	2456343.60545	21.035	0.021	38.004	3.224	0.599
lsc-doma-1m0-05-kb78	V	2456343.68000	21.011	0.026	38.004	3.224	1.451
⋮	⋮	⋮	⋮	⋮	⋮	⋮	⋮
lsc-domb-1m0-09-kb73	I	2456364.58433	20.885	0.019	43.815	2.107	0.426
lsc-domb-1m0-09-kb73	I	2456364.58801	20.923	0.020	43.815	2.107	-1.077