

Scaling analysis of negative differential thermal resistance

Ho-Kei Chan ^{1,*}, Dahai He ^{2,†} and Bambi Hu ³,

¹*Department of Physical and Theoretical Chemistry, School of Chemistry, University of Nottingham, Nottingham NG7 2RD, U. K.*

²*Department of Physics, Xiamen University, Xiamen 361005, China. and*

³*Department of Physics, University of Houston, Houston, Texas 77204-5005, U. S. A.*

(Dated: October 12, 2018)

Negative differential thermal resistance (NDTR) can be generated for any one-dimensional heat flow with a temperature-dependent thermal conductivity. In a system-independent scaling analysis, the general condition for the occurrence of NDTR is found to be an inequality with three scaling exponents: $n_1 n_2 < -(1 + n_3)$, where $n_1 \in (-\infty, +\infty)$ describes a particular way of varying the temperature difference, and n_2 and n_3 describe, respectively, the dependence of the thermal conductivity on an average temperature and on the temperature difference. For cases with a temperature-dependent thermal conductivity, i.e. $n_2 \neq 0$, NDTR can *always* be generated with a suitable choice of n_1 such that this inequality is satisfied. The results explain the illusory absence of a NDTR regime in certain lattices and predict new ways of generating NDTR, where such predictions have been verified numerically. The analysis will provide insights for a designing of thermal devices, and for a manipulation of heat flow in experimental systems, such as nanotubes.

PACS numbers: 05.90.+m, 07.20.-n, 44.10.+i, 44.90.+c
Keywords:

I. INTRODUCTION

The mechanism of negative differential thermal resistance (NDTR), i.e. the counterintuitive phenomenon of decreasing heat flux for increasing temperature difference, is a fundamental problem in modern thermal transport research [1]. NDTR plays a pivotal role in the operation of various model thermal devices, such as the thermal transistor [2], the thermal-memory device [3], the heat-current limiter [4] and the constant heat-current source [4], and it also occurs in the thermal rectifier [5, 6]. Being central to the relatively new concept of phonon computing [1, 7], NDTR is reminiscent of the phenomenon of negative differential electrical resistance in the operation of the tunnel diode [8] and of some other electrical devices [9], where there exists a regime of decreasing electrical current for increasing voltage. In light of the importance of NDTR in the designing of thermal devices, and also of a general interest in the experimental manipulation of heat flow (e.g. nanotube-based thermal rectifiers [10, 11], thermal cloaks [12, 13]), there has been much interest in understanding how NDTR can be systematically generated. In particular, studies have been carried out for various nonlinear lattices [14–19], namely the Frenkel-Kontorova (FK) model [14–16], the ϕ^4 model [16] and the Fermi-Pasta-Ulam (FPU) model [16, 17]. Each of these models is described by a Hamiltonian of the form

$$H = \sum_{i=1}^n \left[\frac{p_i^2}{2} + U(x_i) \right] + \sum_{i=1}^{n-1} V(x_{i+1} - x_i) \quad (1)$$

where N is the total number of particles (system size) and, for the i^{th} particle, x_i is the position, p_i is the instantaneous momentum, $U(x_i)$ is the onsite potential, and $V(x_{i+1} - x_i)$ is the potential of nearest-neighbour interaction. As in previous work [16], the temperature T_i of the i^{th} particle is defined as proportional to the particle's kinetic energy:

$$T_i \equiv \frac{\langle p_i^2 \rangle}{m_i} = m_i \langle v_i^2 \rangle \quad (2)$$

where the chevrons denote a time average, $m_i = 1$ is the particle's mass, and $v_i = p_i/m_i$ is the particle's speed. Eq. (2) follows directly from the equipartition of energy, albeit the Boltzmann constant k_B is absorbed into T_i . The dynamics of each lattice is modelled via non-equilibrium molecular dynamics simulations, and the boundary temperatures T_+ and T_- at the ends of a chain are controlled using Langevin heat baths [20]. The equations of motion are solved using the velocity Verlet algorithm. With a rich variety in their nonlinear dynamics [20, 21], these models have been used as building blocks for the devices mentioned above.

Recent studies [14, 16] suggest that the existence of an observable regime of NDTR is conditional upon the presence of a nonlinear onsite potential as well as a small system size, the latter being attributed to boundary effects, for example thermal boundary resistance [16]. For the various lattice models mentioned above, conditions for the occurrence of NDTR have so far been studied only in terms of specific system parameters, for example in terms of the onsite potential, the system size, and the spring constant, often with the additional constraint that the temperature is kept invariant at either end of an one-dimensional lattice. From the experimental point of view, however, it is not always easy to relate specific

*Electronic address: epkeiyeah@yahoo.com.hk

†Electronic address: dhe@xmu.edu.cn

parameters of a lattice model with experimentally measurable parameters, and therefore studies of this kind might be of limited utility. On the other hand, from both the theoretical and experimental points of view, a fundamental understanding of the nature of NDTR, and a systematic method of manipulating the occurrence of NDTR, are both lacking. In this paper, a general theoretical analysis of NDTR is presented in terms of the temperature dependence of the experimentally measurable thermal conductivity, where this analysis would be useful for both experimentalists and theorists: It is shown that NDTR can be generated for *any* one-dimensional heat flow with a temperature-dependent thermal conductivity and that the abovementioned additional constraint is *not* necessary for generating NDTR. The conclusions are applicable not only to specific theoretical models but also generally to heat flow in experimental systems.

II. THEORETICAL ANALYSIS

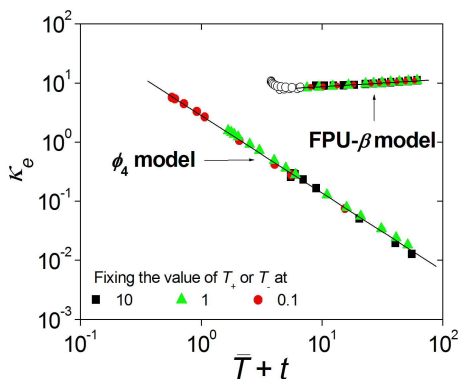


FIG. 1: Log-log plot of the effective thermal conductivity κ_e against $\bar{T} + t$, where $\bar{T} \equiv (T_+ + T_-)/2$ is an average of the boundary temperatures. t is a fitted parameter, with (a) $t \approx 0.52$ for a ϕ^4 chain of $N = 32$ particles and (b) $t \approx 3.73$ for a FPU- β chain of $N = 64$ particles. For both models, the data fit well to the power-law described by Eq. (3) (within a specific range of \bar{T} for the FPU- β model), with a fitted slope of (a) $-\gamma \approx -1.313 \pm 0.009$ for the ϕ^4 model and (b) $-\gamma \approx 0.130 \pm 0.002$ for the FPU- β model (The 'rings' denote data that deviate from the corresponding power law).

It has recently been shown that the condition for the occurrence of NDTR in the ϕ^4 model (with an onsite potential of $\lambda x_i^4/4$, where $\lambda = 1$ is the strength of the potential) can be described in terms of a scaling exponent $\gamma > 0$ that depicts the temperature dependence of the system's thermal conductivity [16]: In this nonlinear lattice, the effective thermal conductivity κ_e approximately follows a scaling temperature dependence (Fig. 1):

$$\kappa_e(\bar{T}) \equiv \frac{jN}{\Delta T} \approx C(\bar{T} + t)^{-\gamma} \quad (3)$$

where N is the total number of particles), j is the heat flux, $\bar{T} \equiv (T_+ + T_-)/2$ is an average of the boundary temperatures $T_+ > 0$ and $T_- > 0$, and $\Delta T \equiv T_+ - T_- > 0$ is the temperature difference across the lattice chain. $C > 0$ and $t > 0$ are some constants. As shown in Fig. 1, Eq. (3) also holds for the FPU- β model (with a $\beta(x_{i+1} - x_i)^4/4$ in its potential of nearest-neighbour interaction, where $\beta = 1$ is the strength of such nonlinear interaction) with $\gamma < 0$ and $t > 0$ within a specific range of \bar{T} . For the conventional cases of having the value of either T_+ or T_- fixed [14–19], NDTR corresponds to

$$\left[\frac{\partial j(T_{\pm}, \Delta T)}{\partial \Delta T} \right]_{T_{\pm}} = \mp \left[\frac{\partial j(T_{\pm}, T_{\mp})}{\partial T_{\mp}} \right]_{T_{\pm}} < 0 \quad (4)$$

which implies

$$\Delta T > \Delta T^* \equiv \frac{2(T_{\pm} + t)}{[\mp(\gamma - 1)]} \quad (5)$$

for

$$\mp(\gamma - 1) > 0. \quad (6)$$

For $\pm(\gamma - 1) > 0$, Eq. (4) yields a disallowed condition of ΔT being smaller than a negative value. For cases with the value of T_- being fixed, it simply follows from Eq. (6) that $\gamma > 1$ is the condition for the occurrence of NDTR. And for cases with the value of T_+ being fixed, the additional constraint $\Delta T^* < \Delta T_{max} = T_+$ implies $\gamma < 1 - 2[1 + (t/T_+)]$; that is, γ must be negative. It follows that, for the ϕ^4 model with $\gamma > 0$, cases of NDTR with the value of T_+ being fixed cannot occur, which is consistent with existing numerical findings [16].

Despite its specific applicability to the ϕ^4 model, the above theoretical analysis can readily be generalized to *any* one-dimensional heat flow, not only in theoretical models but also in experimental systems. This can be achieved by removing any model- or system-specific features, e.g. the specific scaling temperature dependence of the effective thermal conductivity κ_e as described by Eq. (3). Starting from the general form

$$\kappa_e = \kappa_e(\bar{T}, \Delta T) = \kappa_e(T_+, T_-), \quad (7)$$

which describes the general dependence of this effective thermal conductivity on two externally controlled parameters, one can write

$$j = j(\bar{T}, \Delta T) = \frac{\kappa_e(\bar{T}, \Delta T)\Delta T}{N} \quad (8)$$

and

$$\begin{aligned} dj(\bar{T}, \Delta T) &= \left[\frac{\partial j(\bar{T}, \Delta T)}{\partial \bar{T}} \right]_{\Delta T} d\bar{T} + \left[\frac{\partial j(\bar{T}, \Delta T)}{\partial \Delta T} \right]_{\bar{T}} d\Delta T \end{aligned} \quad (9)$$

Eq. (7) generally takes into account any possible nonlinear response [16], particularly at large values of ΔT

where the thermal conductivity could be more than a temperature-dependent material property; it could depend not only on the system's average temperature but also on the temperature difference. This is analogous to the possible existence of a field-dependent electrical conductivity at large electric fields [22], for example in the case of space-charge-limited conduction [23] where a power-law relation between the current density j and the applied voltage V exists. Using Eq. (8), Eq. (9) can be rewritten as

$$dj(\bar{T}, \Delta T) = \frac{\kappa_e(\bar{T}, \Delta T)}{N} \times \{ [n_2(\bar{T}, \Delta T) \Delta T] d \ln \bar{T} + [1 + n_3(\bar{T}, \Delta T)] d \Delta T \} \quad (10)$$

where the scaling exponents

$$n_2(\bar{T}, \Delta T) \equiv \left[\frac{\partial \ln [\kappa_e(\bar{T}, \Delta T)]}{\partial \ln \bar{T}} \right]_{\Delta T} \quad (11)$$

and

$$n_3(\bar{T}, \Delta T) \equiv \left[\frac{\partial \ln [\kappa_e(\bar{T}, \Delta T)]}{\partial \ln \Delta T} \right]_{\bar{T}} \quad (12)$$

are hereafter referred to as the conductivity exponents; They describe, respectively, the dependence of the effective thermal conductivity κ_e on \bar{T} and ΔT . On the other hand, the constraint of fixing the value of either T_+ or T_- belongs to a generalized set of constraints, each of which can be described in terms of a particular curve

$$F(\bar{T}, \Delta T) = 0 \quad (13)$$

in the $(\bar{T}, \Delta T)$ parameter space. It follows that

$$\begin{aligned} dF(\bar{T}, \Delta T) &= 0 \\ &= \left[\frac{\partial F(\bar{T}, \Delta T)}{\partial \bar{T}} \right]_{\Delta T} d\bar{T} + \left[\frac{\partial F(\bar{T}, \Delta T)}{\partial \Delta T} \right]_{\bar{T}} d\Delta T \end{aligned} \quad (14)$$

for the function $F(\bar{T}, \Delta T)$, so that a corresponding scaling exponent

$$n_1(\bar{T}, \Delta T) \equiv - \frac{\left[\frac{\partial F(\bar{T}, \Delta T)}{\partial \ln \Delta T} \right]_{\bar{T}}}{\left[\frac{\partial F(\bar{T}, \Delta T)}{\partial \ln \bar{T}} \right]_{\Delta T}} = \left[\frac{d \ln \bar{T}}{d \ln \Delta T} \right]_{F(\bar{T}, \Delta T)=0} \quad (15)$$

with respect to the constraint can be defined. The conventional cases of having the value of either T_+ or T_- fixed correspond to particular linear relations between \bar{T} and ΔT in the parameter space:

$$dT_{\pm} = 0, \quad (16)$$

$$\bar{T} = T_{\pm} \mp \frac{\Delta T}{2} = \text{const} \mp \frac{\Delta T}{2} \quad (17)$$

and therefore

$$n_1(\bar{T}, \Delta T) = \mp \frac{\Delta T}{2\bar{T}} \in [0, \mp 1]. \quad (18)$$

In the more general theoretical framework described above, NDTR corresponds to

$$\left[\frac{\partial j(\bar{T}, \Delta T)}{\partial \Delta T} \right]_{F(\bar{T}, \Delta T)=0} < 0 \quad (19)$$

which implies

$$n_1(\bar{T}, \Delta T) n_2(\bar{T}, \Delta T) < -[1 + n_3(\bar{T}, \Delta T)] \quad (20)$$

according to Eq. (10). As long as $n_2(\bar{T}, \Delta T) \neq 0$, one can always ensure that this inequality is satisfied, by choosing a suitable value of $n_1(\bar{T}, \Delta T) \in (-\infty, +\infty)$ where this value represents a particular way of varying the temperature difference ΔT across the system to generate NDTR. If T_+ and T_- undergo almost the same infinitesimal increase or decrease, ΔT would have undergone almost no change as compared to the corresponding increase or decrease in \bar{T} , which implies $n_1 \rightarrow \pm\infty$. It follows that any finite value of $n_1(\bar{T}, \Delta T) \in (-\infty, +\infty)$ can be generated, so that Eq. (20) can always be satisfied. Note that a more general condition for the occurrence of NDTR can be derived if one takes into account possible effects of thermal expansion, i.e. dependence of N on \bar{T} , but Eq. (20) is sufficient for providing insights into the fundamental nature of NDTR and for understanding a wide range of numerical results concerning the presence or illusory absence of a NDTR regime. Eq. (20) states that NDTR is an artificial effect, depending on how the externally controlled temperature difference is varied. For cases with a negligible dependence of κ_e on ΔT , such as the examples in Fig. 1, Eq. (20) can be simplified to

$$n_1(\bar{T}, \Delta T) n_2(\bar{T}) < -1 \quad (21)$$

which can be depicted as a 'phase diagram' of the exponents $n_1(\bar{T}, \Delta T)$ and $n_2(\bar{T})$ (Fig. 2). In this 'phase diagram', regions of NDTR and PDTR (positive differential thermal resistance) are separated by the curves of $n_1(\bar{T}, \Delta T) n_2(\bar{T}) = -1$. In the following, Eq. (3), which describes a scaling temperature dependence of the effective thermal conductivity, is used as an example to illustrate the presence of a great variety of methods for generating NDTR in addition to the conventional approaches of fixing the value of either T_+ or T_- .

III. EXAMPLES

The conventional approaches of fixing the value of either T_+ or T_- , as described by Eqs. (16) to 18), can be regarded as particular cases of a more general constraint

$$\bar{T} = m_o + m_1 \Delta T \quad (22)$$

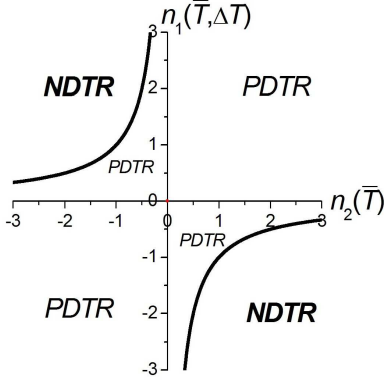


FIG. 2: A 'phase diagram' for Eq. (21) [i.e. $\kappa_e \approx \kappa_e(\bar{T})$, $n_3(\bar{T}, \Delta T) \approx 0$ and $n_2 \approx n_2(\bar{T})$], illustrating at what combinations of $n_1(\bar{T}, \Delta T)$ and $n_2(\bar{T})$ will NDTR occur. The acronym PDTR stands for the opposite effect of positive differential thermal resistance.

where $m_o \geq 0$, $m_1 \in (-\infty, +\infty)$ and

$$T_{\pm} = m_o + (m_1 \pm 1/2)\Delta T \quad (23)$$

The linear relation described by Eq. (22) can be rearranged into the form of Eq. (13). The condition

$$T_- = m_o + (m_1 - 1/2)\Delta T \geq 0 \quad (24)$$

implies

$$0 \leq \Delta T \leq \Delta T_{max} = \frac{m_o}{1/2 - m_1} \quad (25)$$

for $m_1 < 1/2$, and the absence of a ΔT_{max} for $m_1 \geq 1/2$. Using the relations

$$n_2(\bar{T}) = -\gamma/[1 + t/\bar{T}] \quad (26)$$

[from Eqs. (3) and (11)] and

$$n_1(\bar{T}, \Delta T) = m_1 \Delta T / \bar{T} \quad (27)$$

[from Eqs. (15) and (22)] as well as Eq. (21), it can be shown that the occurrence of NDTR is conditioned upon a simultaneous satisfaction of the following inequalities:

$$\Delta T > \Delta T^* \equiv \frac{m_o + t}{(\gamma - 1)m_1} \quad (28)$$

$$(\gamma - 1)m_1 > 0 \quad (29)$$

and

$$\Delta T^* < \Delta T_{max} \quad (30)$$

where the last inequality is needed only for cases of $m_1 < 1/2$. Using Eq. (25) as well as Eqs. (28) to (30), one

obtains the following conditions for the existence of a finite NDTR regime at $m_1 < 1/2$:

$$m_1 > \frac{1}{2} \left[\frac{1 + (t/m_o)}{\gamma + (t/m_o)} \right] \quad (31)$$

for $m_1 > 0$ and $\gamma > 1$ (e.g. the ϕ^4 model), and

$$m_1 < \frac{1}{2} \left[\frac{1 + (t/m_o)}{\gamma + (t/m_o)} \right] \quad (32)$$

with

$$m_o > -t/\gamma \quad (33)$$

for $m_1 < 0$ and $\gamma < 0$ (e.g. the FPU- β model). Fig. 3 indicates graphically the theoretical combinations of m_1 and m_o at which there exists a NDTR regime, for both the ϕ^4 and the FPU- β model (Fig. 1). It can be seen that, for the ϕ^4 model ($\gamma \approx 1.313 \pm 0.009$, $t \approx 0.52$ and $N = 32$), choosing $m_1 = 1/2$, i.e. fixing the value of T_- at m_o , is just one of infinite possible ways of generating NDTR, and that choosing $m_1 = -1/2$, i.e. fixing the value of T_+ at m_o , will not lead to an occurrence of NDTR. And for the FPU- β model ($\gamma \approx -0.130 \pm 0.002$, $t \approx 3.73$ and $N = 64$), the conventional approaches of fixing the value of T_+ or T_- will all prohibit the occurrence of NDTR, which requires m_1 to be no greater than $1/(2\gamma) \approx -3.85$ [obtained at $m_o \rightarrow \infty$ from Eq. (32)]. On the other hand, for $0 < \gamma < 1$, Eq. (29) implies $m_1 < 0$, which contradicts Eq. (31) of $m_1 > 0$ for a general case of $\gamma > 0$; hence the overall absence of a NDTR regime. In addition, $\gamma = 0$ implies $n_2(\bar{T}) = 0$, which violates Eq. (21), and $\gamma = 1$ implies $\Delta T^* \rightarrow \infty$, which violates Eq. (30). All these cases without the presence of a NDTR regime implies that the constraint described by Eq. (22) needs to be modified.

The above theoretical predictions have been verified numerically: For the ϕ^4 model, Fig. 4(a) shows a plot of the heat flux j against the temperature difference ΔT for $m_o = 2$ at various values of m_1 . The transition from PDTR to NDTR for increasing ΔT occurs at values of ΔT^* that are very close to the predictions of Eq. (28), where this equation suggests a $\Delta T^* \sim 1/m_1$ dependence for $m_1 > 0$. The small discrepancies between theory and simulation are due to uncertainties in the fitted values of γ and t . For the FPU- β model, however, the relatively small magnitude of $\gamma < 0$ suggests that ΔT^* would be so close to ΔT_{max} that the NDTR regime is too narrow to be observed (Fig. 4(b)):

$$\frac{\Delta T^*}{\Delta T_{max}} = \frac{\left(1 + \frac{t}{m_o}\right) \left(\frac{1}{2m_1} - 1\right)}{(\gamma - 1)} \approx 1 \quad (34)$$

since $m_o \gg t$, $|m_1| \gg 1$ and $|\gamma| \ll 1$ [see Fig. 4(b) for some values of m_o and m_1]. Such a weak dependence of $\kappa_e(\bar{T})$ on \bar{T} implies that, for the constraint described by Eq. (22), $n_2(\bar{T})$ is almost too small for Eq.

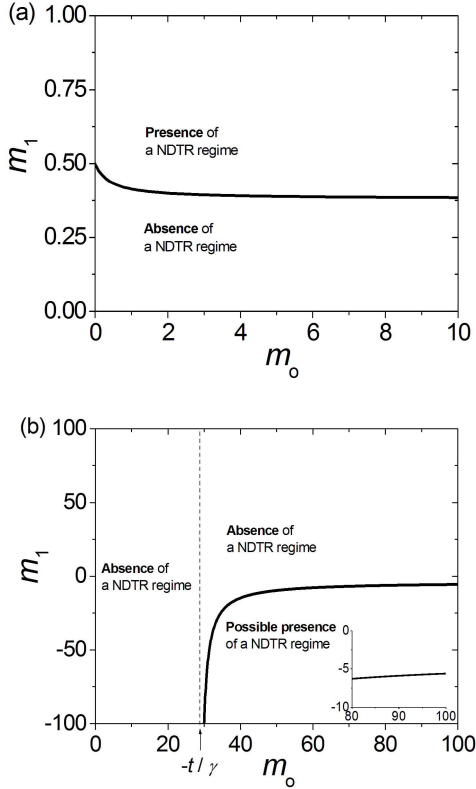


FIG. 3: ‘Phase diagrams’ of m_1 and m_o for (a) a ϕ^4 chain of $N = 32$ particles [$\gamma \approx 1.313 \pm 0.009$ and $t \approx 0.52$] and (b) a FPU- β chain of $N = 64$ particles [$\gamma \approx -0.130 \pm 0.002$ and $t \approx 3.73$]. (a) For NDTR to occur in the ϕ^4 model, m_1 must be greater than a positive value given by Eq. (31) (solid line). (b) For NDTR to occur in the FPU- β model, m_1 must be smaller than a negative value given by Eq. (32) (solid line), and m_o must be greater than $-t/\gamma$ according to Eq. (33); The values of m_1 at which NDTR can occur are all less than $1/(2\gamma) \approx -3.85$ (see inset for large values of m_o), which explains why NDTR cannot be observed when the value of either T_+ ($m_1 = -1/2$) or T_- ($m_1 = 1/2$) is fixed. The word ‘possible’ refers to the fact that any NDTR regime might be too narrow to be observed.

(21) to be satisfied. Yet, this can be overcome by resorting to other ways of achieving a sufficiently large magnitude of $n_1(\bar{T}, \Delta T)$. As an example, consider a change of the boundary temperatures from $(T_+, T_-) = (51, 49)$ to $(T_+, T_-) = (41.005, 38.995)$. The value of \bar{T} decreases from 50 to 40, while the value of ΔT increases from 2 to 2.01. According to Eq. (15), the value of $n_1(\bar{T}, \Delta T)$ for such a change is given by

$$n_1(\bar{T}, \Delta T) = \frac{\Delta T}{\bar{T}} \frac{d\bar{T}}{d\Delta T} \approx -44.56 \quad (35)$$

Using Eqs. (26) and (35), it can be shown that

$$n_1(\bar{T}, \Delta T)n_2(\bar{T}) \approx -5.35 < -1 \quad (36)$$

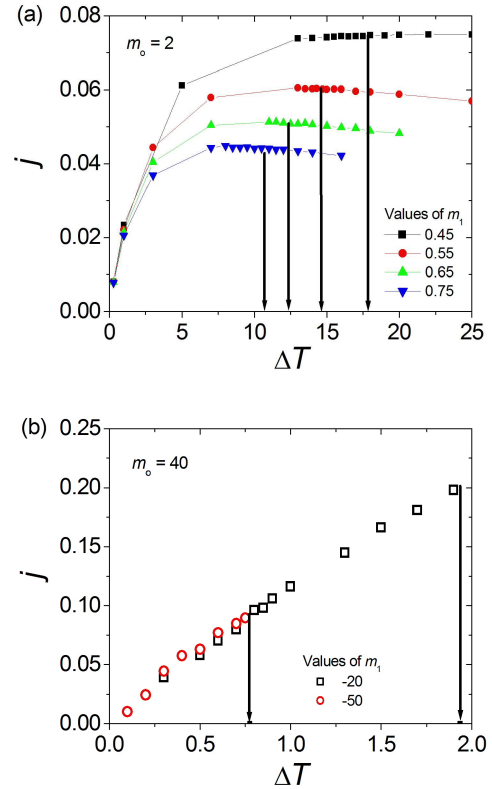


FIG. 4: Numerical results of heat flux j as a function of the temperature difference ΔT at various combinations of m_o and m_1 , for (a) a ϕ^4 chain of $N = 32$ particles [$\gamma \approx 1.313 \pm 0.009$ and $t \approx 0.52$] and (b) a FPU- β chain of $N = 64$ particles [$\gamma \approx -0.13 \pm 0.002$ and $t \approx 3.73$]. The vertical lines indicate the theoretical values of ΔT^* as predicted from Eq. (28). For the FPU- β model, the values of ΔT^* are practically equal to those of ΔT_{max} (Eq. (34)) so that NDTR cannot be observed.

which matches the condition described by Eq. (21) for the occurrence of NDTR. Such a prediction for the FPU- β model has been verified numerically, where the heat flux j was found to decrease from 0.26637 to 0.24569.

IV. CONCLUSIONS

The numerical results presented here prove that NDTR can be generated not only by the conventional approaches of fixing the value of either T_+ or T_- , but also by a range of previously unexplored methods [i.e. constraints that can be expressed in the form of Eq. (13)] for varying the temperature difference ΔT , where the linear relation described by Eq. (22) represents only one of many different possibilities. For the purpose of generating NDTR, as long as the thermal conductivity varies with the system’s average temperature, i.e. $n_2(\bar{T}, \Delta T) \neq 0$, one can always adjust the constraint $F(\bar{T}, \Delta T) = 0$ so as to produce a suitable value of $n_1(\bar{T}, \Delta T)$ that satisfies Eq. (20). As to

future work, this theoretical analysis of NDTR, which is independent of specific temperature scales, will be useful when designing thermal devices based on components of one-dimensional heat flow [2–4]. It can also serve as a guide for manipulating heat flow in experimental systems, such as carbon nanotubes and boron-nitride nanotubes [10, 11].

V. ACKNOWLEDGEMENTS

Stimulating discussions with members of the Centre for Nonlinear Studies, Hong Kong Baptist University,

are gratefully acknowledged. D. H. would like to acknowledge financial support from NSFC (Grants 11047185 and 11105112) and FRFCU (Grant 2010121009) of the People's Republic of China.

-
- [1] N. Li, J. Ren, L. Wang, G. Zhang, P. Hanggi and B. Li, *Rev. Mod. Phys.* 84, 1045 (2012).
 - [2] L. Wang and B. Li, *Phys. Rev. Lett.* 99, 177208 (2007).
 - [3] L. Wang and B. Li, *Phys. Rev. Lett.* 101, 267203 (2008).
 - [4] J. Wu, L. Wang and B. Li, *Phys. Rev. E* 85, 061112 (2012).
 - [5] B. Hu, L. Yang and Y. Zhang, *Phys. Rev. Lett.* 97, 124302 (2006).
 - [6] N. Yang, N. Li, L. Wang and B. Li, *Phys. Rev. B* 76, 020301(R) (2007).
 - [7] 'Phononics gets hot', *physicsworld.com* (29 Feb 2008).
 - [8] L. Esaki, *Phys. Rev.* 109, 603 (1958).
 - [9] J. Lin and D. Ma, *J. Appl. Phys.* 103, 124505 (2008).
 - [10] C. W. Chang, D. Okawa, A. Majumdar and A. Zettl, *Science* 314, 1121 (2006).
 - [11] C. W. Chang, D. Okawa, H. Garcia, A. Majumdar and A. Zettl, *Phys. Rev. Lett.* 101, 075903 (2008).
 - [12] T. Han, X. Bai, D. Gao, J. T. L. Thong, B. Li, and C. W. Qiu, *Phys. Rev. Lett.* 112, 054302 (2014)
 - [13] H. Xu, X. Shi, F. Gao, H. Sun, and B. Zhang, *Phys. Rev. Lett.* 112, 054301 (2014).
 - [14] Z. G. Shao, L. Yang, H. K. Chan and B. Hu, *Phys. Rev. E* 79, 061119 (2009).
 - [15] B. Q. Ai and B. Hu, *Phys. Rev. E* 83, 011131 (2011).
 - [16] D. He, B. Q. Ai, H. K. Chan and B. Hu, *Phys. Rev. E* 81, 041131 (2010).
 - [17] W. R. Zhong, M. P. Zhang, B. Q. Ai and B. Hu, *Phys. Rev. E* 84, 031130 (2011).
 - [18] D. He, S. Buyukdagli and B. Hu, *Phys. Rev. B* 80, 104302 (2009).
 - [19] B. Q. Ai, W. R. Zhong and B. Hu, *Phys. Rev. E* 83, 052102 (2011).
 - [20] S. Lepri, R. Livi and A. Politi, *Phys. Rep.* 377, 1 (2003).
 - [21] O. M. Braun and Y. S. Kivshar, *Phys. Rep.* 306, 1 (1998).
 - [22] M. Pope and C. E. Swenberg, *Electronic Processes in Organic Crystal and Polymer*, Oxford University Press: Oxford (1998).
 - [23] A. Carbone, B. K. Kotowska and D. Kotowski, *Phys. Rev. Lett.* 95, 236601 (2005).