

# Implementing generalized measurements with superconducting qubits

Justin Dressel,<sup>1</sup> Todd A. Brun,<sup>2</sup> and Alexander N. Korotkov<sup>1</sup>

<sup>1</sup>*Department of Electrical Engineering, University of California, Riverside, CA 92521, USA.*

<sup>2</sup>*Communication Sciences Institute, University of Southern California, Los Angeles, CA 90089, USA*

(Dated: August 30, 2021)

We describe a method to perform any generalized purity-preserving measurement of a qubit with techniques tailored to superconducting systems. First, we consider two methods for realizing a two-outcome partial projection: using a thresholded continuous measurement in the circuit QED setup, or using an indirect ancilla qubit measurement. Second, we decompose an arbitrary purity-preserving two-outcome measurement into single qubit unitary rotations and a partial projection. Third, we systematically reduce any multiple-outcome measurement to a sequence of such two-outcome measurements and unitary operations. Finally, we consider how to define suitable fidelity measures for multiple-outcome generalized measurements.

## I. INTRODUCTION

The ability to isolate and control coherent quantum systems has dramatically improved in recent decades. As a consequence, techniques that were previously restricted to thought experiments have recently been promoted to practical laboratory methods. Generalized quantum measurements fall into this category.

The concept of measurement in quantum mechanics has been largely dominated historically by projective measurements, in which an experimenter learns precise information about a quantum system under study [1]. Such projective measurements are commonly called “von Neumann measurements” since von Neumann first formalized the quasi-Boolean lattice of projection operators used to describe the curious logic obeyed by these measurements [2, 3]. However, it is worth noting that von Neumann simultaneously introduced the possibility of learning imprecise information about a quantum system by measuring a correlated ancilla that acts as an indirect detector for the system [2]. When such an indirect detector becomes correlated with the system, an experimenter still obtains some information about the system, but the precision of that information depends on the degree of correlation between the ancilla and the system. These imprecise measurements are an example of generalized measurements.

The mathematical description of generalized quantum measurements has been considerably refined since these early observations [4–8], giving rise to the modern formalism of *quantum operations*. This formalism has proven itself invaluable for reasoning about tasks in quantum information and quantum computing [9–13]. However, it is only in the past few decades that experimental systems have become sufficiently controllable to make generalized measurements a practical laboratory tool.

Thus far, optical systems have been the primary arena for implementing generalized quantum measurements, with experiments using them to examine nonorthogonal state discrimination [14], non-destructive photon measurements [15–17], feedback control [18, 19], entanglement distillation [20], weak value super-oscillation ef-

fects [21–23], Leggett-Garg inequality violations [24–26], weak-value amplification [27–33], locally-averaged photon trajectories [34], direct wave-function determination [35], error-disturbance complementarity [36, 37], conditional measurement reversal [38, 39], Hardy’s paradox [40, 41], and much more. In addition to these specific examples of generalized measurements, there have been several discussions about how to implement any desired measurement on optical qubits [42–44]. Nevertheless, current optical qubit architectures are not easily scalable. While measuring one or two photonic qubits in a general way is possible using linear optics and parametric down-conversion, it is not so easy to reliably entangle and manipulate larger numbers of independent photonic qubits. This scaling difficulty limits the potential applications of generalized measurements.

In contrast, solid-state systems have demonstrated better scalability in recent years, and have also implemented a variety of generalized quantum measurements. Experiments with superconducting qubits have used generalized measurements to demonstrate partial collapse [45] and measurement reversal [46], violate Leggett-Garg inequalities [47, 48], stabilize Rabi oscillations with quantum feedback control [49], demonstrate quantum back-action in an individual continuous measurement [50], observe single quantum trajectories [51, 52], entangle qubits by measurement [53, 54], and reduce decoherence via uncoupling [55]. These systems show promise for realizing scalable architectures that can manipulate many entangled qubits simultaneously. As such, we expect that many more applications of generalized measurements will soon appear. It is thus of particular interest to specify exactly how to implement generalized measurements with these systems in a systematic way [44].

In this paper, we discuss how to use modern superconducting systems to perform any generalized qubit measurement. Our strategy will be to reduce an arbitrary  $k$ -outcome measurement to a more manageable sequence of two-outcome measurements. Each such two-outcome measurement can be further decomposed into single-qubit unitary rotations and a standardized partial projection. We discuss two different ways to real-

ize such a partial projection, specifying explicitly the experimentally-controllable parameters. For simplicity of discussion, we consider efficient detectors in what follows, with the understanding that laboratory implementations will have imperfect fidelity in practice. As such, we also examine the issue of how to characterize the fidelity of a many-outcome generalized quantum measurement.

The paper is organized as follows. In Section II, we detail two methods of implementing two-outcome partial projections using superconducting qubits. In Section III we describe how to implement any generalized measurements by decomposing them into sequences of unitary operations and partial projections. In Section IV the ways to characterize the fidelity of a generalized measurement are discussed (with more details in the Appendix). We conclude in Section V.

## II. TWO-OUTCOME PARTIAL PROJECTIONS

To understand how to implement an arbitrary generalized measurement, we first consider how to implement the simple case of a two-outcome partial projection. We will then be able to construct the general case as an appropriate sequence of these partial projections and additional unitary rotations.

Recall that in a projective two-outcome qubit measurement, the state collapses into an eigenstate of the measurement  $|\psi\rangle \rightarrow |0\rangle, |1\rangle$ . By convention, these eigenstates correspond to the Pauli  $Z$  operator  $\sigma_z = |0\rangle\langle 0| - |1\rangle\langle 1|$ . Formally, the collapse can be understood as the application of a particular projection operator,  $|0\rangle\langle 0|$  or  $|1\rangle\langle 1|$ , followed by state renormalization. The measurement result of 0 or 1 determines which projection operator is applied, and thus fully determines the qubit state after the measurement. In the special case when the initial state is either  $|0\rangle$  or  $|1\rangle$ , the measurement result is deterministic, perfectly correlated with the qubit state, and measurement does not change the qubit state.

For a generalized two-outcome measurement, the measurement result can be “noisy”. That is, the measurement result of 0 or 1 need not perfectly correlate with the pre-measurement qubit state. Instead, the results will correspond to the qubit state only probabilistically. (Note that we assume the simplest case here where the measurement basis of  $|0\rangle$  and  $|1\rangle$  is unchanged). If the qubit is in state  $|0\rangle$ , then there is a probability  $p$  that the result will correctly report 0. Similarly, if the qubit is in state  $|1\rangle$ , then there is a (generally different) probability  $q$  that the result will correctly report 1. Since the obtained information is imperfect, the state will only partially collapse toward the eigenstates of the measurement when a result is obtained.

The simplest form of such a partial collapse (which does not involve unitary evolution and/or decoherence – see [56] for more details) is described formally by partial

projection operators

$$\begin{aligned} D_0 &= \sqrt{p}|0\rangle\langle 0| + \sqrt{1-p}|1\rangle\langle 1|, \\ D_1 &= \sqrt{1-p}|0\rangle\langle 0| + \sqrt{p}|1\rangle\langle 1|, \end{aligned} \quad (1)$$

that depend on the two probability parameters (measurement fidelities)  $p, q \in [0, 1]$ . When a result 0 (or 1) is obtained, the qubit state is updated to  $D_0|\psi\rangle$  (or  $D_1|\psi\rangle$ ) and then renormalized. The probabilities of obtaining results 0 and 1 are  $\|D_0|\psi\rangle\|^2$  and  $\|D_1|\psi\rangle\|^2$ , respectively. It is natural to assume  $p + q \geq 1$  so that the stated correspondence between  $D_0$  and 0 (or  $D_1$  and 1) is sensible; however, we will not need to enforce this assumption.

When  $p = q = 1$ , the projective measurement is recovered as a special case. The case  $p = 1, q \neq 1$  is often called a null-result measurement for the outcome 0 (the outcome 1 collapses the state to  $|1\rangle$ , while the outcome 0 produces only a partial collapse towards  $|0\rangle$ ). The case  $p + q = 1$  corresponds to no measurement, with  $p$  and  $q$  directly indicating the probabilities of the results 0 and 1, independently of the qubit state. Thus,  $|p + q - 1|$  characterizes the strength of the measurement (i.e., how well the measurement can discriminate between the states  $|0\rangle$  and  $|1\rangle$ ); for example, a “weak” measurement (in the sense of Ref. [7]) satisfies  $|p + q - 1| \ll 1$ . The difference  $p - q$  characterizes the asymmetry between the probabilities of results 0 and 1; in particular, the probability of the result 0 averaged over any qubit state is  $(1 + p - q)/2$ , while the averaged probability of the result 1 is  $(1 + q - p)/2$ .

We now consider two methods available for superconducting qubits to implement such a partial projection for an arbitrary choice of  $p$  and  $q$ .

### A. Thresholded Continuous Readout

The standard readout of a superconducting qubit in the circuit QED setup [47–54, 57–62] involves a quadrature measurement of the leaked output from a pumped microwave resonator that is dispersively coupled to the qubit. In this case the qubit state evolves stochastically in the process of its continuous measurement [63, 64] (see also [11, 12, 65]).

Let us assume that a quadrature at an angle  $\alpha$  from the information-carrying quadrature is amplified by a quantum-limited phase-sensitive amplifier and then measured. The instantaneous output signal (which includes noise) is denoted as  $I(t)$ . The average of this noisy signal is correlated with the state of the qubit, so that the dimensionless readout  $r(t)$  that averages to the  $\sigma_z$  range of  $[-1, 1]$  is

$$r(t) = 2 \frac{I(t) - I_c}{\Delta I}, \quad (2)$$

where  $I_c = (I_0 + I_1)/2$ ,  $\Delta I = I_0 - I_1$ , and the values  $I_0$  and  $I_1$  are the average signals obtained when the qubit is fixed in the states  $|0\rangle$  and  $|1\rangle$ , respectively. The readout  $r(t)$  corresponds to the  $z$ -component of the qubit state

on the Bloch sphere. Note that  $I_c$  will depend on the quadrature angle  $\alpha$  in general. The response  $\Delta I$  will also depend on  $\alpha$  as  $\Delta I = \Delta I_{\max} \cos \alpha$ , where  $\Delta I_{\max}$  is the maximum response at angle  $\alpha = 0$ .

In the quantum non-demolition (QND) regime [8] with no additional unitary evolution, the integrated readout

$$R = \int_0^T \frac{dt}{\tau} r(t) \quad (3)$$

completely determines the partial projection of the qubit [12, 64]. Here  $\tau = 2S/(\Delta I)^2$  is a characteristic “measurement time” that controls the rate of partial projection (the signal-to-noise ratio of 1 is reached after time  $\tau$ ), while  $S$  is the (approximately constant) one-sided spectral density of the noisy signal due to the amplifier noise, which is assumed here to be quantum-limited. [The variance of  $I(t)$  is related to the spectral density as  $\text{Var}(I) = \int_0^\infty S(\omega) d\omega/2\pi$ .] Notably, the integration duration  $T$  in Eq. (3) is arbitrary, so one can wait for a desired integrated readout  $R$  to appear, and then terminate the measurement (i.e., stop pumping the microwave resonator).

If the output of the microwave resonator is collected efficiently (i.e., without quantum information loss in connectors, transmission lines, and amplifying circuitry), then each integrated readout  $R$  corresponds to a purity-preserving [66] measurement that is characterized by a partial-projection operator (see [64])

$$M_R \propto \exp \left[ \frac{R}{2 \cos \alpha} e^{-i\alpha} \sigma_z \right] \quad (4)$$

$$= e^{R/2} e^{-i(R/2) \tan \alpha} |0\rangle\langle 0| + e^{-R/2} e^{i(R/2) \tan \alpha} |1\rangle\langle 1|.$$

After state renormalization, the constant proportionality factor will cancel. Non-zero  $\alpha$  increases the typical measurement timescale  $\tau = \tau_{\min}/\cos^2 \alpha$  and produces  $z$ -rotations of the qubit state that depend on the integrated result  $R$ . For simplicity in what follows, we will assume measurement of the optimal quadrature,  $\alpha = 0$ .

An experimenter can then follow a simple procedure to implement the two-outcome partial projection in Eq. (1):

1. Set a positive value  $R_0$  and a negative value  $R_1$  [given later in Eq. (7)] as threshold values for the integrated readout  $R$ .
2. Wait for one of the threshold values to appear and then terminate the measurement.

According to Eq. (4), this procedure will produce one of the partial projections

$$D_{0,1} = \sqrt{C_{0,1}} \left[ e^{R_{0,1}/2} |0\rangle\langle 0| + e^{-R_{0,1}/2} |1\rangle\langle 1| \right], \quad (5)$$

where the normalization constants  $C_{0,1}$  can be obtained either by the first-passage techniques similar to Refs. [67, 68] or simply by using the condition  $D_0^\dagger D_0 + D_1^\dagger D_1 = \mathbb{1}$ , which follows from the fact that at least one of the

two thresholds will eventually be reached (in turn, this follows from the fact that at infinite time our continuous measurement would collapse the qubit state to either  $|0\rangle$  or  $|1\rangle$ ).

The thresholds  $R_{0,1}$  will determine the probabilities  $p$  and  $q$  in Eq. (1). Squaring the operators in Eq. (5) and comparing them to Eq. (1) produces the relations:

$$\begin{aligned} D_0^\dagger D_0 &= C_0 [e^{R_0} |0\rangle\langle 0| + e^{-R_0} |1\rangle\langle 1|], \\ &= p |0\rangle\langle 0| + (1-q) |1\rangle\langle 1|, \\ D_1^\dagger D_1 &= C_1 [e^{R_1} |0\rangle\langle 0| + e^{-R_1} |1\rangle\langle 1|], \\ &= (1-p) |0\rangle\langle 0| + q |1\rangle\langle 1|. \end{aligned}$$

It follows by inspection that

$$C_0 = \sqrt{p(1-q)}, \quad C_1 = \sqrt{q(1-p)} \quad (6)$$

$$R_0 = \frac{1}{2} \ln \left( \frac{p}{1-q} \right), \quad R_1 = -\frac{1}{2} \ln \left( \frac{q}{1-p} \right). \quad (7)$$

Thus, Eq. (7) gives us the threshold values  $R_0 > 0$  and  $R_1 < 0$  that need to be set to perform the partial projection in Eq. (1) with arbitrary  $p$  and  $q$ . Note that measuring a different quadrature angle  $\alpha$  will require the same thresholds, but will produce additional  $z$ -rotations that are absent in Eq. (1).

This way of realizing the partial projection in the circuit QED setup is a direct generalization of the “uncollapsing” measurements considered in Refs. [67] and [68]. This measurement technique can also be viewed as an experimental realization of the type of continuous measurement decomposition of a generalized measurement described in [69–71]. For two-outcome measurements on a qubit, only minimal feedback is necessary—that is, determining when the measurement process should terminate. For higher-dimensional systems similar continuous measurement decompositions exist, but in general more sophisticated feedback is needed in the measurement process.

From Eq. (7) it is easy to check that a projective measurement ( $p = q = 1$ ) requires  $R_0 = -R_1 = \infty$ ; such a complete measurement can only be realized approximately. The null-result measurement ( $p = 1, q \neq 1$ ) requires  $R_1 = -\infty$  and finite positive  $R_0$ , so that the result 1 gives complete information, while the result 0 is inconclusive. The case of no measurement ( $p + q = 1$ ) gives  $R_0 = R_1 = 0$ , which means that the measurement is immediately terminated. A weak measurement ( $|p + q - 1| \ll 1$ , with  $p$  and  $q$  not too close to 0 or 1) corresponds to small values of the thresholds,  $R_0 \ll 1$  and  $|R_1| \ll 1$ , so that the measurement procedure likely lasts for a short time. A symmetric measurement ( $p = q$ ) requires symmetric thresholds,  $R_1 = -R_0$ .

There is a significant caveat to this partial projection implementation: the operator  $M_R$  in Eq. (4) strictly applies only for a purity-preserving (i.e., efficient) measurement. Experimentally, a quadrature readout typically has imperfect quantum efficiency, which causes additional state decoherence during the readout [64]. For

such an inefficient measurement, the duration  $T$  of the integrated readout will matter, since it will determine the accumulated decoherence. As such, the thresholding technique will generally produce a fluctuating distribution of measurements with different amounts of additional decoherence, and so will only approximate the desired partial projection with some average fidelity.

### B. Ancilla Qubit Measurement

As an alternative to thresholding a continuous dispersive readout, one can also realize the partial projection in Eq. (1) with arbitrary  $p$  and  $q$  as a quantum circuit using an ancilla qubit measurement. This method does not require a continuous measurement with perfect quantum efficiency, but it does require high-fidelity two-qubit entangling operations and single-qubit gates; it also requires high-fidelity projective measurement of the ancilla qubit. This method can be realized with various types of qubits (not necessarily in circuit QED systems) and at present is easier to implement experimentally for superconducting qubits (e.g., Refs. [48, 55]) than the method discussed in the previous subsection.

The procedure requires standard one-qubit and two-qubit gates with adjustable parameters. In particular, the one-qubit gates we will use are the  $X$ ,  $Y$ , and  $Z$ -rotations around the Bloch sphere [9]

$$\begin{aligned} R_x(\phi) &= e^{-i\phi\sigma_x/2} = \begin{pmatrix} \cos \frac{\phi}{2} & -i \sin \frac{\phi}{2} \\ i \sin \frac{\phi}{2} & \cos \frac{\phi}{2} \end{pmatrix}, \\ R_y(\phi) &= e^{-i\phi\sigma_y/2} = \begin{pmatrix} \cos \frac{\phi}{2} & -\sin \frac{\phi}{2} \\ \sin \frac{\phi}{2} & \cos \frac{\phi}{2} \end{pmatrix}, \\ R_z(\phi) &= e^{-i\phi\sigma_z/2} = \begin{pmatrix} e^{-i\phi/2} & 0 \\ 0 & e^{i\phi/2} \end{pmatrix}. \end{aligned}$$

For most superconducting qubit implementations,  $X$  and  $Y$  rotations are realized with microwave pulses. The  $Z$  rotation can be realized either by changing the qubit frequency or as a composition of  $X$ - and  $Y$ -rotations, e.g.,  $R_z(\phi) = R_x(\pi/2)R_y(\phi)R_x(-\pi/2)$ .

The partial projection procedure also requires a two-qubit entangling gate. The most convenient gate to use for conceptually understanding a partial projection is a  $Z$ -controlled  $Y$ -rotation (or  $X$ -rotation) of the form

$$\begin{aligned} R_{y|z}(\phi) &= e^{-i\phi(\sigma_z \otimes \sigma_y)/2} \\ &= \begin{pmatrix} \cos \frac{\phi}{2} & -\sin \frac{\phi}{2} & 0 & 0 \\ \sin \frac{\phi}{2} & \cos \frac{\phi}{2} & 0 & 0 \\ 0 & 0 & \cos \frac{\phi}{2} & \sin \frac{\phi}{2} \\ 0 & 0 & -\sin \frac{\phi}{2} & \cos \frac{\phi}{2} \end{pmatrix}. \end{aligned} \quad (8)$$

This gate rotates the qubit in the  $Z$ - $X$  plane of the Bloch sphere by an angle  $\pm\phi$  depending on the state of the control qubit. This gate may be produced directly if the qubit implementation admits an effective  $Z$ - $Y$  (or  $Z$ - $X$ ) interaction Hamiltonian of the form  $\hbar\Omega(\sigma_z \otimes \sigma_y)$  (e.g.,

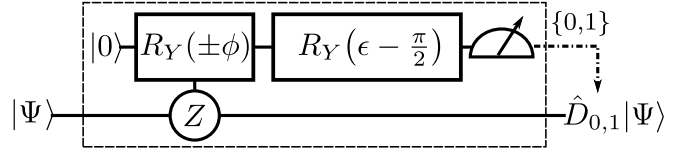


FIG. 1. Quantum circuit implementing the partial projections  $D_{0,1}$  using an ancilla qubit. The ancilla is initialized in the state  $|0\rangle$  and then a  $Z$ -controlled  $Y$ -rotation of  $\pm\phi$  is applied [see Eq. (8)], which creates an angular separation of  $2\phi$  between the ancilla states coupled to the qubit states  $|0\rangle$  and  $|1\rangle$ . Finally, the ancilla is  $Y$ -rotated by the angle  $\epsilon - \pi/2$  and measured. For  $\epsilon = 0$  this corresponds to measurement in the  $X$ -basis; the offset  $\epsilon$  allows for measurement asymmetry. The resulting partial projection of the qubit  $D_{0,1}$  depends on the classical outcome 0 or 1 of the ancilla measurement.

[59, 72]). Alternatively, as discussed later, it may be realized by using a controlled-phase gate

$$CZ(2\phi) = \begin{pmatrix} 1 & 0 & 0 & 0 \\ 0 & 1 & 0 & 0 \\ 0 & 0 & 1 & 0 \\ 0 & 0 & 0 & e^{i2\phi} \end{pmatrix}, \quad (9)$$

that is properly dressed by  $X_{\pi/2}$  rotations of the ancilla (e.g., [48]); the angle in Eq. (9) is  $2\phi$  because the total phase difference is  $2\phi$  in the gate (8). Yet another way to realize the gate (8) is by using a fixed controlled- $Z$  gate  $CZ(\pi)$  and one-qubit rotations that depend on  $\phi$  (as we shall see shortly).

Now let us discuss the protocol to implement the partial projection of Eq. (1). Using the  $Z$ -controlled  $Y$  rotation (8), it can be done via the procedure illustrated in Fig. 1:

1. Initialize the ancilla qubit in the state  $|0\rangle$ .
2. Perform a  $Z$ -controlled  $Y$  rotation (8) of the ancilla by an angle  $\phi$  (to be determined later), which entangles the main qubit with the ancilla.
3. Perform a  $Y$  rotation of the ancilla  $R_y(\epsilon - \pi/2)$ , with the offset angle  $\epsilon$  to be determined later.
4. Measure the ancilla projectively in the computational basis  $\{|0\rangle, |1\rangle\}$ .

The idea behind this procedure is to first create two states of the ancilla that correspond to the main qubit states  $|0\rangle$  or  $|1\rangle$ , and that are both in the  $Z$ - $X$  plane at angles  $\pm\phi$  from the  $Z$  axis. These ancilla states are then measured along a direction in the same  $Z$ - $X$  plane at an angle  $\epsilon$  from the  $X$  axis. The angle  $\phi$  then determines the effective distinguishability of the states  $|0\rangle$  and  $|1\rangle$  of the main qubit: when  $\phi = 0$  the states are indistinguishable. The offset angle  $\epsilon$  introduces asymmetry between the averaged probabilities of the measurement results, with  $\epsilon = 0$  indicating perfect symmetry.

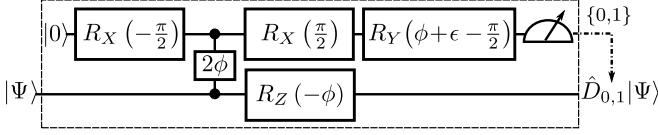


FIG. 2. Quantum circuit using a controlled-phase gate (9) to implement the same partial projections  $D_{0,1}$  as in Fig. 1.

Quantitatively, the results 0 or 1 of the ancilla measurement produce the following partial projections of the main qubit:

$$D_0 = \langle 0 | [\mathbb{1} \otimes R_y(\epsilon - \pi/2)] R_{y|z}(\phi) | 0 \rangle \quad (10)$$

$$= \sqrt{\frac{1 + \sin(\phi + \epsilon)}{2}} |0\rangle\langle 0| + \sqrt{\frac{1 - \sin(\phi - \epsilon)}{2}} |1\rangle\langle 1|,$$

$$D_1 = \langle 1 | [\mathbb{1} \otimes R_y(\epsilon - \pi/2)] R_{y|z}(\phi) | 0 \rangle \quad (11)$$

$$= \sqrt{\frac{1 - \sin(\phi + \epsilon)}{2}} |0\rangle\langle 0| + \sqrt{\frac{1 + \sin(\phi - \epsilon)}{2}} |1\rangle\langle 1|.$$

By comparing the form of Eq. (10) to the standard form of Eq. (1), the parameters  $p$  and  $q$  are

$$p = \frac{1}{2} [1 + \sin(\phi + \epsilon)], \quad (12)$$

$$q = \frac{1}{2} [1 + \sin(\phi - \epsilon)]. \quad (13)$$

Therefore, any desired parameters  $p$  and  $q$  may be realized by setting the angles of the implementation circuit in Fig. 1 to

$$\phi = \frac{\arcsin(2p - 1) + \arcsin(2q - 1)}{2}, \quad (14)$$

$$\epsilon = \frac{\arcsin(2p - 1) - \arcsin(2q - 1)}{2}. \quad (15)$$

It is easy to check that projective measurement ( $p = q = 1$ ) requires  $\phi = \pi/2$  and  $\epsilon = 0$ . The case of no measurement ( $p + q = 1$ ) is realized when  $\phi = 0$ , and a weak measurement ( $|p + q - 1| \ll 1$ ) requires  $|\phi| \ll 1$ . The symmetric case ( $p = q$ ) corresponds to  $\epsilon = 0$ . A null-result measurement ( $p = 1$ ) is realized when  $\phi + \epsilon = \pi/2$ , so that the qubit state  $|0\rangle$  always produces a measurement result of 0.

The realization of the partial projection (1) using a Z-controlled Y rotation (8) is shown in Fig. 1 and Eqs. (14) and (15). Alternatively, Figure 2 shows how to use a controlled-phase gate (9) instead. In this case, step 2 of the above procedure is further partitioned into the following steps:

- 2a. Perform an X rotation of the ancilla by  $-\pi/2$ .
- 2b. Perform a controlled-phase entangling gate by an angle  $2\phi$ .
- 2c. Perform an X rotation of the ancilla by  $\pi/2$ .

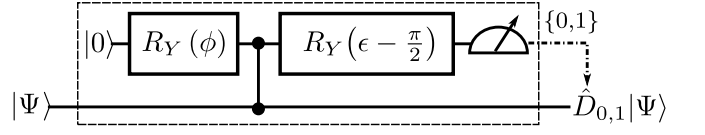


FIG. 3. Quantum circuit using the standard CZ gate to implement the same partial projections  $D_{0,1}$  as in Fig. 1. The  $R_Y(\phi)$  rotation of the ancilla qubit, followed by the CZ gate, creates an angular separation of  $2\phi$  between the ancilla states coupled to the qubit states  $|0\rangle$  and  $|1\rangle$ . Then the ancilla qubit is measured in the slanted basis, which becomes the X-basis in the symmetric case (when  $\epsilon = 0$ ).

- 2d. Perform a Y rotation of the ancilla by  $\phi$  to correct its phase. (This step can be naturally combined with the step 3 – see Fig. 2.)

- 2e. Perform a Z rotation of the main qubit by  $-\phi$  to correct its phase.

This simulation of the Z-controlled Y rotation is useful when a controlled-phase gate is more readily implemented than a direct Z-Y (or Z-X) coupling interaction. Note that the final Z rotation of the main qubit may be omitted if the system will be measured in the Z basis directly after the weak measurement interaction (e.g., [48]).

Similarly, Fig. 3 shows how to replace the Z-controlled Y rotation in the above procedure with a standard controlled-Z gate  $CZ(\pi)$ . In this case, step 2 of the above procedure is instead partitioned into the following steps:

- 2a. Perform a Y rotation of the ancilla by the angle  $\phi$ .
- 2b. Perform a controlled-Z gate to entangle the main qubit with the ancilla.

This implementation has the advantage of using a fixed controlled-Z two-qubit entangling gate, which may be more easily optimized to high fidelity than  $CZ(2\phi)$  (e.g., [62]). As such, the implementation will be determined by which two-qubit gate has been optimized; the one-qubit gates typically have high fidelity, even for variable angles such as  $\phi$  and  $\epsilon$ .

The experimental method discussed in this subsection may suffer from several types of inefficiency, including imperfect fidelities of the gates, decoherence during the procedure, and imperfect fidelity of the ancilla measurement. Nevertheless, we expect this method to give better overall performance than the thresholded continuous readout for the current implementations of superconducting qubits.

### III. GENERALIZED MULTIPLE-OUTCOME MEASUREMENTS

An arbitrary  $k$ -outcome purity-preserving [66] measurement can be implemented by reducing it to a sequence of two-outcome measurements, which can then

be standardized in a straightforward way. The resulting decomposition is a sequence of unitary gates and standardized two-outcome partial projections [Eq. (1)], each of which can be implemented as discussed in the previous section.

### A. Arbitrary Two-Outcome Measurements

First, we decompose an arbitrary two-outcome qubit measurement into the partial projection of Eq. (1) and unitary operations. Consider a set of two measurement operators  $\{N_0, N_1\}$  that correspond to a single two-outcome purity-preserving measurement [9]. These operators must satisfy the completeness condition  $N_0^\dagger N_0 + N_1^\dagger N_1 = \mathbb{1}$ . Therefore, the positive operators  $|N_{0,1}| \equiv (N_{0,1}^\dagger N_{0,1})^{1/2}$  can be diagonalized simultaneously (with the same unitary operator  $V$ ), and therefore the singular value decompositions of  $N_{0,1}$  have the form

$$N_{0,1} = U_{0,1} D_{0,1} V^\dagger, \quad (16)$$

where  $U_{0,1}$  are unitary operators and  $D_{0,1}$  are the (diagonal) partial-projection operators as defined in Eq. (1). Notice that Eq. (16) can be applied to any basis, but we use the natural  $Z$ -basis, in which the qubit is (partially) measured.

Therefore, one can implement any two-outcome measurement  $\{N_0, N_1\}$  of a qubit with the following sequence of operations:

1. Apply the unitary operation  $V^\dagger$  to the qubit.
2. Perform the partial projection  $D_{0,1}$  using specific  $p$  and  $q$  values [see Eq. (1)]. Record the outcome 0 or 1.
3. Apply the unitary  $U_0$  or  $U_1$ , depending on the obtained outcome.

### B. Reduction Algorithm

Now we can extend the two-outcome reduction of the previous subsection to an arbitrary  $n$ -outcome purity-preserving measurement. (See also [43, 44] for somewhat similar decompositions.) Consider a set of desired qubit measurement operators  $\{M_0, \dots, M_{n-1}\}$ . These operators must satisfy the completeness condition  $\sum_{k=0}^{n-1} |M_k|^2 = \mathbb{1}$ . (Conceptually, one can imagine these operators as describing the effects on the quantum state that would be induced by each of the  $n$  outcomes of some fictitious laboratory instrument [73].)

We can simulate this  $n$ -outcome measurement by constructing a sequence of at most  $(n-1)$  two-outcome measurements using the following algorithm:

1. Perform the two-outcome measurement with  $N_0^{(0)} = M_0$  and  $N_1^{(0)} = \sqrt{\mathbb{1} - |N_0^{(0)}|^2}$ . If  $N_1^{(0)}$  is

seen, continue to the next step. If  $N_0^{(0)}$  is seen, then halt: the net effect on the state is then  $N_0^{(0)} = M_0$ .

2. Perform the two-outcome measurement with  $N_0^{(1)} = M_1[N_1^{(0)}]^{-1}$  and  $N_1^{(1)} = \sqrt{\mathbb{1} - |N_0^{(1)}|^2}$ . If  $N_1^{(1)}$  is seen, continue to the next step. If  $N_0^{(1)}$  is seen, then halt: the net effect on the state is then  $N_0^{(1)}N_1^{(0)} = M_1$ .
3. Continue this pattern. At iteration  $k$  measure the outcomes  $N_0^{(k)} = M_k[N_1^{(0)}]^{-1} \dots [N_1^{(k-1)}]^{-1}$  and  $N_1^{(k)} = \sqrt{\mathbb{1} - |N_0^{(k)}|^2}$ . If  $N_1^{(k)}$  is seen, continue to step  $(k+1)$ . If  $N_0^{(k)}$  is seen, then halt: the net effect on the state is then  $N_0^{(k)} \dots N_1^{(1)}N_1^{(0)} = M_k$ .
4. Stop at iteration  $k = n-2$ . A final unitary will in general be necessary to make the net effect from last outcome  $N_1^{(n-2)}$  match  $M_{n-1}$ .

Every permutation of the initial set of operators  $\{M_k\}$  will produce a different sequence according to this algorithm. Once a particular sequence of two-outcome measurements  $\{N_0^{(k)}, N_1^{(k)}\}_{k=0}^{n-2}$  has been constructed theoretically, each set can then be implemented according to Eq. (16). As a technical improvement, note that at any intermediate step of this reduction algorithm the operator  $N_1^{(k)}$  can be given an arbitrary unitary degree of freedom:  $N_1^{(k)} \rightarrow U_{\text{add}}^{(k)} N_1^{(k)}$ . This extra unitary may be used to eliminate the unitary rotation  $U_1^{(k)}$  from the singular-value decomposition  $N_1^{(k)}$  in Eq. (16). Note that in the described algorithm we implicitly assumed  $|N_0^{(k)}|^2 \leq \mathbb{1}$ ; this inequality can be proven in a straightforward way.

The described algorithm is general, but it is not the only possible algorithm for realizing a  $n$ -outcome generalized quantum measurement (e.g., [43, 44]). In practice, it will be useful to optimize the algorithm to produce shorter sequences of measurements.

## IV. FIDELITY MEASURES FOR GENERALIZED MEASUREMENT

With the ability to implement generalized quantum measurements comes the necessity of characterizing how well one is implementing them in practice. Currently, there is no standard method for characterizing fidelity of a generalized measurement with multiple possible outcomes. There are, however, standard methods for characterizing the fidelity of individual quantum processes. In this section we extend these existing definitions to multiple-outcome generalized measurements (see Appendix for more details). In contrast to the previous sections, here we assume an arbitrary number  $N$  of qubits, so that the dimension of the Hilbert space is  $d = 2^N$ .

The standard way [9] of describing a quantum operation  $\rho_{\text{in}} \mapsto \rho_{\text{fin}}$  (where  $\rho$  denotes a density matrix) is by

using the  $d^2 \times d^2$  process matrix  $\chi$ ,

$$\rho \mapsto \sum_{i,j} \chi_{ij} E_i \rho E_j^\dagger, \quad (17)$$

where  $\{E_i\}$  is the operator basis, which we assume to be the standard Pauli basis, so that  $\text{Tr}(E_j^\dagger E_i) = d\delta_{ij}$ . For a trace-preserving operation, the matrix  $\chi$  should satisfy the condition  $\sum_{i,j} \chi_{ij} E_j^\dagger E_i = \mathbb{1}$ , which in particular implies that  $\text{Tr}(\chi) = 1$ . If the desired quantum operation  $\chi^{\text{ideal}}$  corresponds to a *unitary* rotation, then the fidelity of an experimental *trace-preserving* operation is usually defined as [74]

$$F = \text{Tr}(\chi^{\text{ideal}} \chi), \quad (18)$$

though sometimes it is defined as the square root of this trace. Note that the process fidelity  $F$  is linearly related [75] to the average state fidelity  $\overline{F}_{\text{st}}$ , which is used in randomized benchmarking and sometimes called [76] “gate fidelity”,  $1 - F = (1 - \overline{F}_{\text{st}})(1 + 1/d)$ . Also note that the definition (18) is inapplicable if two non-unitary operations are compared – see the Appendix.

If a desired unitary operation is experimentally realized by a selective operation (i.e., involving the measurement and selection of a certain measurement result), then the fidelity definition (18) can be modified to [55, 77]

$$F = \frac{\text{Tr}(\chi^{\text{ideal}} \chi)}{\text{Tr}(\chi)}. \quad (19)$$

In this case, the actual operation is not trace-preserving, so  $\text{Tr}(\chi)$  is the selection probability averaged over all initial pure states (or, equivalently, the selection probability if one prepares the maximally mixed state). Note that the normalized matrix  $\chi/\text{Tr}(\chi)$  does not correspond to any physical process, but the definition (19) still satisfies the requirement  $0 \leq F \leq 1$ , with  $F = 1$  only if  $\chi/\text{Tr}(\chi) = \chi^{\text{ideal}}$ . Also note that other definitions for fidelity of a selective quantum operation have been considered [55, 78, 79]; however, here we will use Eq. (19) as the starting point for further generalization.

An experimental realization of a generalized multiple-outcome quantum measurement can be described as a set of non-trace-preserving operations, each of them corresponding to a particular outcome  $k$ ,

$$\rho \mapsto \sum_{i,j} \chi_{ij}^{(k)} E_i \rho E_j^\dagger, \quad (20)$$

so that the total nonselective process,  $\chi^\Sigma = \sum_k \chi^{(k)}$ , is a trace-preserving operation (we assume that at least one of these outcomes must be reported by the experimental procedure). The probability of an outcome  $k$ , averaged over pure initial states, is

$$p_k = \text{Tr}(\chi^{(k)}), \quad (21)$$

such that  $\sum_k p_k = 1$ . For simplicity, we assume that the desired (ideal) generalized measurement is purity-preserving,  $\rho \mapsto M_k \rho M_k^\dagger$  [9], where the measurement operators  $M_k$  satisfy the completeness condition

$\sum_k M_k^\dagger M_k = \mathbb{1}$ . Therefore,

$$\chi_{ij}^{(k), \text{ideal}} = \alpha_i^{(k)} \alpha_j^{(k)*}, \quad M_k = \sum_i \alpha_i^{(k)} E_i, \quad (22)$$

with  $\alpha_i^{(k)}$  being the expansion coefficients of  $M_k$  in the basis  $\{E_i\}$ .

Each outcome  $k$  can then be naturally assigned a “partial” fidelity analogous to Eq. (19) [55, 77, 80, 81],

$$F^{(k)} = \frac{\text{Tr}(\chi^{(k), \text{ideal}} \chi^{(k)})}{\text{Tr}(\chi^{(k), \text{ideal}}) \text{Tr}(\chi^{(k)})}. \quad (23)$$

Each such fidelity has the proper range,  $0 \leq F^{(k)} \leq 1$ , and is unity only if  $\chi^{(k)} = \text{const} \times \chi^{(k), \text{ideal}}$ . Note, however, that this definition is insensitive to the multiplication of  $\chi^{(k)}$  by a constant, which affects the average probability  $p_k$  of the outcome  $k$ . Therefore, to define the overall fidelity  $F^{\text{tot}}$  of a generalized measurement as a combination of partial fidelities  $F^{(k)}$ , we must ensure that the definition also penalizes for the difference between the desired probability distribution  $p_k^{\text{ideal}} = \text{Tr}(\chi^{(k), \text{ideal}})$  and the actual distribution  $p_k$ .

While there is a significant freedom in defining the overall fidelity  $F^{\text{tot}}$ , here we suggest two different definitions that in our opinion are the most natural (see the Appendix for more discussion on this point). The first definition is

$$F^{\text{tot}} = \sum_k \frac{\text{Tr}(\chi^{(k), \text{ideal}} \chi^{(k)})}{\sqrt{\text{Tr}(\chi^{(k), \text{ideal}}) \text{Tr}(\chi^{(k)})}}. \quad (24)$$

It is obtained as the weighted sum of the partial fidelities (23),  $F^{\text{tot}} = \sum_k \sqrt{p_k^{\text{ideal}} p_k} F^{(k)}$ , so that the weight factors  $\sqrt{p_k^{\text{ideal}} p_k}$  naturally correspond to the outcome probabilities and also automatically penalize the fidelity for unequal probability distributions  $p_k^{\text{ideal}}$  and  $p_k$ .

The second definition we suggest is

$$\tilde{F}^{\text{tot}} = \left[ \sum_k \sqrt{\text{Tr}(\chi^{(k), \text{ideal}} \chi^{(k)})} \right]^2, \quad (25)$$

which is obtained from the partial fidelities  $F^{(k)}$  as  $\tilde{F}^{\text{tot}} = [\sum_k \sqrt{p_k^{\text{ideal}} p_k} F^{(k)}]^2$ . The square root of this definition is a weighted sum of the square roots of the partial fidelities (23), which in turn are closely related to the Bhattacharyya coefficient defining the fidelity between classical probability distributions (see Appendix for more details).

For both definitions (24) and (25), the fidelity is between 0 and 1, and the value of 1 is achieved only if  $\chi^{(k)} = \chi^{(k), \text{ideal}}$  for all outcomes  $k$ . Both definitions are symmetric under exchange of  $\chi^{(k)} \leftrightarrow \chi^{(k), \text{ideal}}$ . Both of them become inapplicable if the desired generalized measurement includes decoherence (i.e., does not preserve purity). (See the Appendix for the simple generalization that admits decoherence.)

The fidelity definitions (24) and (25) compare an experimentally implemented generalized quantum measurement to an ideal one, which is characterized by a desired probability distribution of outcomes (for a given initial state) and their associated post-measurement states. However, in some experiments the generalized measurement may be used only to produce desired probabilities of outcomes, while the post-measurement state is not important. In this case the fidelity should be defined in a different way.

The probability  $P_k(\rho)$  of an outcome  $k$  for the initial state  $\rho$  is

$$P_k(\rho) = \text{Tr}(\mathcal{P}_k \rho), \quad \mathcal{P}_k = \sum_{i,j} \chi_{ij}^{(k)} E_j^\dagger E_i, \quad (26)$$

where  $\mathcal{P}_k$  are so-called POVM elements, which are positive matrices satisfying the completeness condition  $\sum_k \mathcal{P}_k = \mathbb{1}$ . Note that the average probability  $p_k$  introduced earlier is  $p_k = P_k(\mathbb{1}/d)$ . To define a “probability-only” fidelity  $F_p$  we need to compare the set of POVM elements  $\mathcal{P}_k$  with the desired set  $\mathcal{P}_k^{\text{ideal}} = M_k^\dagger M_k$ . Following the same logic as used above for the process matrices, we define  $F_p$  via the weighted sum (with weights  $\sqrt{p_k^{\text{ideal}} p_k}$ ) of the partial fidelities between (normalized)  $\mathcal{P}_k$  and  $\mathcal{P}_k^{\text{ideal}}$ , for which we use either the Uhlmann formula [9] or its square. This leads to the following two definitions,

$$F_p = \frac{1}{d} \sum_k \frac{\left( \text{Tr} \sqrt{\sqrt{\mathcal{P}_k^{\text{ideal}}} \mathcal{P}_k \sqrt{\mathcal{P}_k^{\text{ideal}}}} \right)^2}{\sqrt{\text{Tr}(\mathcal{P}_k^{\text{ideal}}) \text{Tr}(\mathcal{P}_k)}}, \quad (27)$$

$$\tilde{F}_p = \left( \frac{1}{d} \sum_k \text{Tr} \sqrt{\sqrt{\mathcal{P}_k^{\text{ideal}}} \mathcal{P}_k \sqrt{\mathcal{P}_k^{\text{ideal}}}} \right)^2, \quad (28)$$

which correspond to the logic of Eqs. (24) and (25), respectively. Note that  $\text{Tr}(\mathcal{P}_k) = \text{Tr}(\chi^{(k)}) d = p_k d$ , which produces the factors  $d^{-1}$  in the definitions of  $F_p$  and  $\tilde{F}_p$ . It is easier to determine  $\mathcal{P}_k$  experimentally than  $\chi^{(k)}$ , because the matrix  $\mathcal{P}_k$  has dimension  $d \times d$ , in contrast to  $d^2 \times d^2$  for  $\chi^{(k)}$ .

## V. CONCLUSION

In this paper we have shown that any purity-preserving generalized measurement of a single qubit can be realized by a combination of unitary rotations and two-outcome partial-projection measurements. Two different methods for implementing these partial projections using superconducting qubits were considered: a thresholded continuous measurement using a phase-sensitive amplifier, and an indirect ancilla qubit measurement that uses standard unitary gates and projective measurements. The former requires high quantum efficiency of continuous

measurement, while the latter requires high-fidelity gates and high-fidelity projective measurements. Both of these methods are already viable experimentally.

The thresholding technique is notable because it realizes a previously proposed decomposition of generalized measurements into continuous measurement procedures. This decomposition is fairly straightforward in the case of qubits; for higher-dimensional systems it can also be done, but will generally require more sophisticated control and feedback of the measurement process.

We have also addressed the issue of characterizing the fidelity of a generalized quantum measurement with multiple possible outcomes, for which there is no established definition in the literature. We proposed two alternative definitions of fidelity for an experimental generalized measurement, each following slightly different logic.

Several special cases of a generalized quantum measurement have already been realized with superconducting qubits, which essentially implement both thresholding-based and ancilla-based techniques similar to those discussed here. We expect that experiments with generalized measurement will become more routine in the future and will continue to attract interest, in particular due to potential practical advantages in applications.

## ACKNOWLEDGMENTS

The research was funded by the Office of the Director of National Intelligence (ODNI), Intelligence Advanced Research Projects Activity (IARPA), through the Army Research Office (ARO) Grant No. W911NF-10-1-0334. All statements of fact, opinion, or conclusions contained herein are those of the authors and should not be construed as representing the official views or policies of IARPA, the ODNI, or the U.S. Government. We also acknowledge support from the ARO MURI Grant No. W911NF-11-1-0268.

## Appendix: Discussion of Fidelity Measures

In this Appendix we justify the definitions of fidelity presented in Sec. IV of the main text. Let us start with reviewing existing definitions of fidelity for probability distributions, density matrices and quantum processes, and discuss how they relate to one another.

Suppose that one experimentally determines a classical probability distribution  $\{p_k\}$  with  $\sum_k p_k = 1$  as a set of measured frequencies. There are several ways to define a characteristic comparing this distribution to an ideal (reference) distribution  $\{p_k^{\text{ideal}}\}$ . The most widely used characteristics [9] are the Kolmogorov distance  $\sum_k \frac{1}{2} |p_k - p_k^{\text{ideal}}|$  (this is the maximum difference between probabilities of an event combining several out-



comes) and the *Bhattacharyya coefficient*

$$F_1(\{p_k\}, \{p_k^{\text{ideal}}\}) = \sum_k \sqrt{p_k p_k^{\text{ideal}}}, \quad (\text{A.1})$$

which is the characteristic that is most relevant to our approach for defining fidelities. The Bhattacharyya coefficient has the intuitive geometric meaning of the cosine of the angle  $\theta$  between the two “probability amplitude” vectors  $(\sqrt{p_1}, \sqrt{p_2}, \dots)$  and  $(\sqrt{p_1^{\text{ideal}}}, \sqrt{p_2^{\text{ideal}}}, \dots)$ . The separation angle  $\theta$  is also the angle between quantum state vectors  $|\psi\rangle$  and  $|\psi^{\text{ideal}}\rangle$  that reproduce these classical probability amplitudes [82], which is a useful connection.

In spite of nice mathematical properties of the definition (A.1), it has become fashionable in some quantum computing communities to use this definition *squared* as the fidelity between two probability distributions,

$$F_2(\{p_k\}, \{p_k^{\text{ideal}}\}) = \left[ \sum_k \sqrt{p_k p_k^{\text{ideal}}} \right]^2. \quad (\text{A.2})$$

This change in definition is primarily because the squared definition has a direct connection to the standard overlap  $|\langle\psi|\psi^{\text{ideal}}\rangle|^2$  between two wavefunctions, which in turn is related to the probability of a quantum measurement result when  $|\psi\rangle$  is measured “along”  $|\psi^{\text{ideal}}\rangle$ .

The choice between the two definitions (A.1) and (A.2) has essentially doubled the number of fidelity definitions that are used in quantum computing, which has created some confusion. As discussed later, our proposed fidelity definitions (24) and (27) follow the logic of the definition (A.2) [while using (A.1) for the weight factors]. In contrast, our definitions (25) and (28) follow the logic of Eq. (A.1), but at the end are converted (by squaring) into the more standard “dimension” of the definition (A.2).

Now suppose that one experimentally determines a quantum state  $\rho$  with  $\text{Tr}(\rho) = 1$  using quantum state tomography). The Uhlmann fidelity [9, 83] of this state compared to a reference (ideal) state  $\rho^{\text{ideal}}$  is usually defined as

$$F_3(\rho, \rho^{\text{ideal}}) = \text{Tr}(\sqrt{\sqrt{\rho^{\text{ideal}}} \rho \sqrt{\rho^{\text{ideal}}}}), \quad (\text{A.3})$$

but it can also be defined [74, 84] as its square,

$$F_4(\rho, \rho^{\text{ideal}}) = [F_3(\rho, \rho^{\text{ideal}})]^2. \quad (\text{A.4})$$

Importantly, the Uhlmann fidelity (A.3) can be found by minimizing the Bhattacharyya coefficient (A.1) over all possible generalized measurements that can be made on the two states to produce probability distributions to be compared [85],

$$F_3(\rho, \rho^{\text{ideal}}) = \min_{\{\mathcal{P}_k\}} F_1[\{\text{Tr}(\mathcal{P}_k \rho)\}, \{\text{Tr}(\mathcal{P}_k \rho^{\text{ideal}})\}], \quad (\text{A.5})$$

where  $\{\mathcal{P}_k\}$  are varied over all possible sets of positive probability operators such that  $\sum_k \mathcal{P}_k = \mathbb{1}$ . Squaring

this equation produces the same relation between definitions (A.4) and (A.2). In most cases the reference state  $\rho^{\text{ideal}} = |\psi^{\text{ideal}}\rangle\langle\psi^{\text{ideal}}|$  is a pure state, in which case the definition (A.4) reduces to the simpler state overlap,

$$F_4 \rightarrow F_5(\rho, \rho^{\text{ideal}}) = \text{Tr}(\rho \rho^{\text{ideal}}) = \langle\psi^{\text{ideal}}|\rho|\psi^{\text{ideal}}\rangle. \quad (\text{A.6})$$

As mentioned above, the simplicity of this overlap motivates the choice of the squared definitions (A.4) and (A.2), which we have adopted here and in the main text. (Note that the full Uhlmann formula for  $F_4$  does not permit any simple interpretation.)

Now suppose that one experimentally determines a quantum process matrix  $\chi$  with quantum process tomography (QPT). This matrix is mathematically equivalent to a (generally unnormalized) density operator, so the definition of its fidelity compared to an ideal process matrix  $\chi^{\text{ideal}}$  can be based on the fidelity definition (A.4) for density matrices. To see this, recall that for  $N$  qubits such a matrix  $\chi$  is found by first choosing a matrix basis  $\{E_i\}$  that usually consists of all  $4^N$  tensor products of the four Pauli operators  $\{I, \sigma_x, \sigma_y, \sigma_z\}$ , and then writing the process as a state-transformation function of the form

$$\rho \mapsto \sum_{i,j} \chi_{i,j} E_i \rho E_j^\dagger, \quad (\text{A.7})$$

where  $\chi_{i,j}$  are the complex components of the  $4^N \times 4^N$  Hermitian process matrix  $\chi$ . Typically, the reference (ideal) process is assumed to be purity-preserving, and thus characterized by a single Kraus operator  $M$ :  $\rho \mapsto M\rho M^\dagger$ . This operator can be expanded in terms of the Pauli matrix basis as  $M = \sum_i \alpha_i E_i$  where  $\alpha_i = \text{Tr}(E_i^\dagger M)/2^N$  are its complex components. Hence, the reference process matrix components have the form

$$\chi_{i,j}^{\text{ideal}} = \alpha_i \alpha_j^*. \quad (\text{A.8})$$

This expression can be related to a density matrix by formally defining a complex vector  $|M\rangle$  of the components  $\alpha_i$  of  $M$  and then expressing the reference process matrix  $\chi^{\text{ideal}}$  as a dyadic (outer) product

$$|M\rangle = (\alpha_1, \dots, \alpha_{4^N})^T, \quad (\text{A.9})$$

$$\chi^{\text{ideal}} = |M\rangle\langle M|. \quad (\text{A.10})$$

If  $M$  is unitary then the reference process is trace-preserving and  $\text{Tr}(\chi^{\text{ideal}}) = 1$ , so  $\chi^{\text{ideal}}$  is completely equivalent to a pure state density operator. If the experimental process  $\chi$  is also trace preserving, then it is also equivalent to a density operator acting in the Hilbert space with dimension  $2^{2N}$ , corresponding to a generally mixed state (the Jamiolkowski-Choi “channel-state duality” [86–88]). Therefore, the fidelity definition (A.6) can be used directly, leading to the standard definition [74, 89]

$$F_6(\chi, \chi^{\text{ideal}}) = \text{Tr}(\chi \chi^{\text{ideal}}) \quad (\text{A.11})$$

for the fidelity of a quantum process  $\chi$ . If the reference process  $\chi^{\text{ideal}}$  is not unitary (but is still trace-preserving), then this definition is naturally replaced with the definition based on Eq. (A.4),

$$F_7(\chi, \chi^{\text{ideal}}) = \left[ \text{Tr}(\sqrt{\sqrt{\chi^{\text{ideal}}} \chi \sqrt{\chi^{\text{ideal}}}}) \right]^2. \quad (\text{A.12})$$

Choosing the non-squared fidelity definition (A.3) instead will produce the equally valid process fidelity definition  $\sqrt{F_7}$  (and correspondingly  $\sqrt{F_6}$ ); however, this variation is not typically used in QPT experiments, so we do not consider it here.

If the process  $\chi$  is not trace-preserving, it necessarily involves a selection; in other words, we consider the process as happening only in some “successful” cases (e.g., when a detector clicks). There are several meaningful ways to generalize the definitions (A.11) and (A.12) to this case. For example, if the ideal process is still unitary, we can continue using the standard definition  $F_6$  (A.11) without any change. This will mean that we take into account all realizations of the process, including “unsuccessful” ones, for which we assign zero fidelity. Alternatively, we can consider only “successful” realizations. In this case there are also several ways to generalize the standard fidelity definition (e.g. [90]); here we will consider the way that is based on the Jamiołkowski-Choi channel-state duality.

For non-unitary  $M$  in Eq. (A.10) (e.g., a partial projection), dividing  $\chi^{\text{ideal}}$  by its trace  $\text{Tr}(\chi^{\text{ideal}}) = \langle M|M \rangle = \sum_i |\alpha_i|^2$  still produces a positive matrix with unit trace that is formally equivalent to a pure state density operator. Similarly,  $\chi/\text{Tr}(\chi)$  is a positive matrix with unit trace, and therefore it is also formally equivalent to a (generally mixed) density operator. As a result, the definition [55, 77, 80, 81]

$$F_8(\chi, \chi^{\text{ideal}}) = \frac{\text{Tr}(\chi \chi^{\text{ideal}})}{\text{Tr}(\chi) \text{Tr}(\chi^{\text{ideal}})} = \frac{\langle M|\chi|M \rangle}{\text{Tr}(\chi) \langle M|M \rangle}. \quad (\text{A.13})$$

satisfies the condition  $0 \leq F_8 \leq 1$ , with  $F_8 = 1$  only if  $\chi = \text{const} \times \chi^{\text{ideal}}$ . In the case when both  $\chi$  and  $\chi^{\text{ideal}}$  are not purity-preserving (for example, when decoherence is considered even for the “ideal” process), both equivalent density operators will be mixed, so it will be necessary to use the full Uhlmann form of the state fidelity definition (A.4) instead of its simplified form (A.6) for the corresponding density matrices; this trivially generalizes Eq. (A.13) to

$$F_9(\chi, \chi^{\text{ideal}}) = \frac{\left[ \text{Tr}(\sqrt{\sqrt{\chi^{\text{ideal}}} \chi \sqrt{\chi^{\text{ideal}}}}) \right]^2}{\text{Tr}(\chi) \text{Tr}(\chi^{\text{ideal}})}. \quad (\text{A.14})$$

We emphasize that the definitions (A.13) and (A.14) compare the two operations only when they are successfully realized (selected).

Given the fidelity definitions reviewed above, we now consider a generalized measurement that has several outcomes  $k$ . Each distinguishable outcome corresponds to a separate quantum process

$$\rho \mapsto \sum_{i,j} \chi_{i,j}^{(k)} E_i \rho E_j^\dagger, \quad (\text{A.15})$$

characterized by a process matrix  $\chi^{(k)}$  that can be determined experimentally with QPT. The sum of these process matrices produces the total *nonselective* process matrix that sums over all possible outcomes:  $\sum_k \chi^{(k)} = \chi^{\text{ns}}$ . The nonselective process  $\chi^{\text{ns}}$  will be trace-preserving (assuming no loss) so the trace of this matrix is unity. In contrast, the trace of each outcome matrix is the probability  $p_k = \text{Tr}(\chi^{(k)})$  of obtaining the outcome  $k$  if one prepares a maximally mixed state (or, equivalently, if one averages over all possible preparations). All the outcome matrices  $\chi^{(k)}$  and their associated probabilities  $p_k$  should be involved in the definition of the total fidelity of the generalized measurement.

The reference measurement will typically have purity-preserving processes  $\chi^{(k),\text{ideal}}$  for all outcomes  $k$  that are completely characterized by single Kraus operators  $M^{(k)}$ , as discussed above, along with their associated component vectors  $|M^{(k)}\rangle$ , process matrices  $\chi^{(k),\text{ideal}} = |M^{(k)}\rangle\langle M^{(k)}|$ , and outcome probabilities  $p_k^{\text{ideal}} = \text{Tr}(\chi^{(k),\text{ideal}}) = \langle M^{(k)}|M^{(k)}\rangle$ . The total nonselective process matrix  $\chi^{\text{ns,ideal}}$  will also typically be trace-preserving (and thus have unit trace).

Defining a sensible overall fidelity  $F^{\text{tot}}$  that properly includes information about all outcomes  $k$  involves the following basic conceptual constraints:

- (a)  $F^{\text{tot}}$  should be a symmetric function of all the matrices  $\chi^{(k)}$ , so the outcomes are interchangeable.
- (b) The definition  $F^{\text{tot}}$  should be in the range  $[0, 1]$ .
- (c)  $F^{\text{tot}} = 0$  only when  $F_9(\chi^{(k)}, \chi^{(k),\text{ideal}}) = 0$  for all  $k$ . (Note that  $F_9$  reduces to  $F_8$  for purity-preserving ideal processes. This applies to all discussions below.)
- (d)  $F^{\text{tot}} = 1$  only when  $F_9(\chi^{(k)}, \chi^{(k),\text{ideal}}) = 1$  for all  $k$  and  $F_2(\{p_k\}, \{p_k^{\text{ideal}}\}) = 1$ . (This implies  $p_k = p_k^{\text{ideal}}$  for all  $k$ , and therefore  $\chi^{(k)} = \chi^{(k),\text{ideal}}$ ).
- (e) The definition should be symmetric under the exchange of  $\chi^{(k)} \leftrightarrow \chi^{(k),\text{ideal}}$ .

To satisfy these constraints, candidate definitions should be constructed from other meaningful quantities in the range  $[0, 1]$ , such as the symmetric classical fidelities  $F_2(\{p_k\}, \{p_k^{\text{ideal}}\})$  (or alternatively  $F_1$ ), the outcome process fidelities  $F_9(\chi^{(k)}, \chi^{(k),\text{ideal}})$ , and the outcome probabilities  $p_k, p_k^{\text{ideal}}$ , which are all functions of the matrices  $\chi^{(k)}$ .

A simple choice for a candidate definition that satisfies all the above constraints and includes each outcome

probability and fidelity explicitly is

$$F^{\text{tot}} = C \times \left[ \sum_k \sqrt{p_k p_k^{\text{ideal}}} F_9(\chi^{(k)}, \chi^{(k), \text{ideal}})^\alpha \right]^\beta, \quad (\text{A.16})$$

where  $\alpha, \beta$  are real numbers and the factor  $C$  is discussed below. The symmetric weighting factors  $\sqrt{p_k p_k^{\text{ideal}}}$  automatically penalize for unequal outcome probability distributions  $p_k$  and  $p_k^{\text{ideal}}$ , while the symmetric fidelities  $F_9^\alpha$  penalize for the differences between each outcome separately. The power  $\alpha$  determines the relative importance of these penalties, while  $\beta$  is the overall power. The optional prefactor  $C$  can contain any number of additional penalization factors that independently satisfy the above constraints. Examples of factors that can be included in  $C$  are:

- $C_1 = \left[ \sum_k \sqrt{p_k p_k^{\text{ideal}}} \right]^{\beta_1}$ ,
- $C_2 = \left[ \frac{1}{n} \sum_k F_9(\chi^{(k)}, \chi^{(k), \text{ideal}})^\alpha \right]^{\beta_2}$ ,
- $C_3 = \left[ \sum_k p_k F_9(\chi^{(k)}, \chi^{(k), \text{ideal}})^\alpha \right]^{\beta_3}$ ,
- $C_4 = \left[ \sum_k p_k^{\text{ideal}} F_9(\chi^{(k)}, \chi^{(k), \text{ideal}})^\alpha \right]^{\beta_4}$ ,
- $C_5 = \prod_k F_9(\chi^{(k)}, \chi^{(k), \text{ideal}})^{\alpha_5^{(k)}}$ ,

where  $n$  is the number of outcomes, each  $\alpha_{2,3,4}$  and  $\beta_{1,2,3,4}$  are real numbers, and the outcome-dependent weights  $\alpha_5^{(k)}$  can be chosen as  $\alpha_5^{(k)} = p_k$ , or  $p_k^{\text{ideal}}$ . Note that the examples  $C_3$ ,  $C_4$  and  $C_5$  break the symmetry constraint unless they are properly combined. Also note that  $C_2$ ,  $C_3$ ,  $C_4$ , and  $C_5$  do not penalize for  $p_k \neq p_k^{\text{ideal}}$ , so they can replace the main term in Eq. (A.16) only if additionally multiplied by  $C_1$ . While each of these factors can penalize the total fidelity in interesting ways, we choose the simplest functional form with  $C = 1$  as the most practical definition.

The remaining parameters  $\alpha, \beta$  in Eq. (A.16) can be constrained by requiring  $F^{\text{tot}}$  to consistently reduce to the existing definitions of fidelity as limiting cases. To match the form of the single-outcome fidelity  $F_7$  and/or  $F_6$  when only one  $p_k = p_k^{\text{ideal}} = 1$  with the rest zero, we need to choose  $\beta = 1/\alpha$ , so we are left with only one free parameter  $\alpha$ . This parameter can be chosen by matching with the classical probability fidelities  $F_1$  or  $F_2$  when  $F_9(\chi^{(k)}, \chi^{(k), \text{ideal}}) = 1$  for all  $k$ ; this gives  $\alpha = 1$  ( $\beta = 1$ ) or  $\alpha = 1/2$  ( $\beta = 2$ ), correspondingly.

The choice of  $\alpha = 1$  identifies  $F_1$  as the preferred classical fidelity for the sum over  $k$ , yielding the definition

$$F_1^{\text{tot}} = \sum_k \sqrt{p_k p_k^{\text{ideal}}} F_9(\chi^{(k)}, \chi^{(k), \text{ideal}}), \quad (\text{A.17})$$

which reduces to Eq. (24) in the main text when the simplified form  $F_8$  is used for the individual outcome fidelities,

$$F_1^{\text{tot}} \rightarrow \sum_k \frac{\text{Tr}(\chi^{(k)} \chi^{(k), \text{ideal}})}{\sqrt{\text{Tr}(\chi^{(k)}) \text{Tr}(\chi^{(k), \text{ideal}})}}. \quad (\text{A.18})$$

The alternative choice of  $\alpha = 1/2$  consistently identifies  $F_2$  as the preferred classical fidelity for both the sum over  $k$  and each individual outcome fidelities  $F_9$ . This choice produces the definition

$$F_2^{\text{tot}} = \left[ \sum_k (p_k p_k^{\text{ideal}})^{1/2} F_9(\chi^{(k)}, \chi^{(k), \text{ideal}})^{1/2} \right]^2, \quad (\text{A.19})$$

which reduces to the definition (25) in the main text when the simplified form  $F_8$  is used,

$$F_2^{\text{tot}} \rightarrow \left[ \sum_k \sqrt{\text{Tr}(\chi^{(k)} \chi^{(k), \text{ideal}})} \right]^2. \quad (\text{A.20})$$

The advantage of the definition (A.18) is that it is a linear combination of the outcome fidelities  $F_8$ . However, because of the denominator, it is a complicated function of the process matrices. This complication is related to a subtle inconsistency in the definition: while  $F_1$  is chosen as the preferred classical fidelity for the sum over  $k$ ,  $F_2$  has been chosen as the preferred classical fidelity that matches the squared-form of the fidelity  $F_8$ . Thus, the compromise between the two choices of classical fidelity preserves the linearity of  $F_1^{\text{tot}}$  in the outcome fidelities  $F_8$ , but makes the final expression in terms of process matrices complicated.

Since this definition (A.20) is logically consistent in choosing  $F_2$  for both cases, its form in terms of process matrices is simpler. In fact, the only difference between this definition and the classical fidelity in (A.2) is that the factor inside the square root is an overlap of non-commutative  $\chi_k$  matrices, rather than the product of classical probabilities. Furthermore, removing the outer square from this definition consistently chooses  $F_1$  as the preferred classical fidelity for both the sum over  $k$  and each (non-squared) outcome fidelity  $\sqrt{F_9}$ . As a result, the total fidelity  $\sqrt{F_2^{\text{tot}}}$  becomes a linear function of the non-squared outcome fidelities  $\sqrt{F_9}$  automatically.

As noted earlier, more complicated definitions of  $F^{\text{tot}}$  can also be considered. However, we feel that the two simplest definitions (A.17) and (A.19) will be the most useful in practice. The “probability-only” definitions (27) and (28) in the main text are also essentially the definitions (A.17) and (A.19), but applied to the POVM elements  $\mathcal{P}_k$  instead of the process matrices  $\chi^{(k)}$  [the extra factor  $d^{-1}$  comes from different normalizations:  $\text{Tr}(\mathcal{P}_k) = \text{Tr}(\chi^{(k)}) d$ ].

- 
- [1] P. A. M. Dirac, *Principles of Quantum Mechanics* (Oxford University Press, Oxford, 1930).
- [2] J. von Neumann, *Mathematische Grundlagen der Quantenmechanik* (Berlin: Springer, 1932).
- [3] J. M. Jauch, *Foundations of quantum mechanics* (Addison-Wesley Pub. Co., Reading, 1968).
- [4] E. B. Davies, *Quantum Theory of Open Systems* (Academic, London, 1976).
- [5] A. S. Holevo, *Probabilistic and Statistical Aspects of the Quantum Theory* (North-Holland, Amsterdam, 1982).
- [6] K. Kraus, *States, effects and operations: fundamental notions of quantum theory* (Springer-Verlag, Berlin, 1983).
- [7] Y. Aharonov, D. Z. Albert, and L. Vaidman, Phys. Rev. Lett. **60**, 1351 (1988).
- [8] V. Braginski and F. Khalili, *Quantum Measurement* (Cambridge University Press, Cambridge, 1992).
- [9] M. A. Nielsen and I. L. Chuang, *Quantum computation and quantum information* (Cambridge University Press, Cambridge, 2000).
- [10] M. Keyl, Physics Reports **369**, 431 (2002).
- [11] H. M. Wiseman and G. Milburn, *Quantum Measurement and Control* (Cambridge University Press, Cambridge, 2009).
- [12] A. N. Korotkov, Phys. Rev. B **63**, 115403 (1991).
- [13] J. Dressel and A. N. Jordan, Phys. Rev. A **85**, 022123 (2012).
- [14] B. Huttner, A. Muller, J. D. Gautier, H. Zbinden, and N. Gisin, Phys. Rev. A **54**, 3783 (1996).
- [15] G. J. Pryde, J. L. O'Brien, A. White, S. Bartlett, and T. Ralph, Phys. Rev. Lett. **92**, 190402 (2004).
- [16] C. Guerlin, J. Bernu, S. Deléglise, C. Sayrin, S. Gleyzes, S. Kuhr, M. Brune, J.-M. Raimond, and S. Haroche, Nature **448**, 889 (2007).
- [17] S. Gleyzes, S. Kuhr, C. Guerlin, J. Bernu, S. Deléglise, U. B. Hoff, M. Brune, J.-M. Raimond, and S. Haroche, Nature **446**, 297 (2007).
- [18] C. Sayrin, I. Dotsenko, X. Zhou, B. Peaudecerf, T. Rybarczyk, S. Gleyzes, P. Rouchon, M. Mirrahimi, H. Amini, M. Brune, J.-M. Raimond, and S. Haroche, Nature **477**, 73 (2011).
- [19] X. Zhou, I. Dotsenko, B. Peaudecerf, T. Rybarczyk, C. Sayrin, S. Gleyzes, J. M. Raimond, M. Brune, and S. Haroche, Phys. Rev. Lett. **108**, 243602 (2012).
- [20] P. G. Kwiat, S. Barraza-Lopez, A. Stefanov, and N. Gisin, Nature **409**, 1014 (2001).
- [21] N. W. M. Ritchie, J. G. Story, and R. G. Hulet, Phys. Rev. Lett. **66**, 1107 (1991).
- [22] G. J. Pryde, J. L. O'Brien, A. G. White, T. C. Ralph, and H. M. Wiseman, Phys. Rev. Lett. **94**, 220405 (2005).
- [23] M. Iinuma, Y. Suzuki, G. Taguchi, Y. Kadoya, and H. F. Hofmann, New J. Phys. **13**, 033041 (2011).
- [24] M. E. Goggin, M. P. Almeida, M. Barbieri, B. P. Lanyon, J. L. O'Brien, A. G. White, and G. J. Pryde, Proc. Natl. Acad. Sci. U. S. A. **108**, 1256 (2011).
- [25] J. Dressel, C. J. Broadbent, J. C. Howell, and A. N. Jordan, Phys. Rev. Lett. **106**, 040402 (2011).
- [26] Y. Suzuki, M. Iinuma, and H. F. Hofmann, New J. Phys. **14**, 103022 (2012).
- [27] O. Hosten and P. Kwiat, Science **319**, 787 (2008).
- [28] P. B. Dixon, D. J. Starling, A. N. Jordan, and J. C. Howell, Phys. Rev. Lett. **102**, 173601 (2009).
- [29] D. J. Starling, P. B. Dixon, N. S. Williams, A. N. Jordan, and J. C. Howell, Phys. Rev. A **82**, 011802(R) (2010).
- [30] M. D. Turner, C. A. Hagedorn, S. Schlamminger, and J. H. Gundlach, Opt. Lett. **36**, 1479 (2011).
- [31] X. Zhou, Z. Xiao, H. Luo, and S. Wen, Phys. Rev. A **85**, 043809 (2012).
- [32] Y. Gorodetski, K. Y. Bliokh, B. Stein, C. Genet, N. Shitrit, V. Kleiner, E. Hasman, and T. W. Ebbesen, Phys. Rev. Lett. **109**, 013901 (2012).
- [33] L. Zhou, Y. Turek, C. P. Sun, and F. Nori, arXiv:1302.0455.
- [34] S. Kocsis, B. Braverman, S. Ravets, M. J. Stevens, R. P. Mirin, L. K. Shalm, and A. M. Steinberg, Science **332**, 1170 (2011).
- [35] J. S. Lundeen, B. Sutherland, A. Patel, C. Stewart, and C. Bamber, Nature **474**, 188 (2011).
- [36] L. A. Rozema, A. Darabi, D. H. Mahler, A. Hayat, Y. Soudagar, and A. M. Steinberg, Phys. Rev. Lett. **109**, 100404 (2012).
- [37] F. Kaneda, S.-Y. Baek, M. Ozawa, and K. Edamatsu, arXiv:1308.5868.
- [38] Y.-S. Kim, Y.-W. Cho, Y.-S. Ra, and Y.-H. Kim, Opt. Exp. **17**, 11978 (2009).
- [39] Y.-S. Kim, J.-C. Lee, O. Kwon, and Y.-H. Kim, Nature Phys. **8**, 117 (2012).
- [40] J. S. Lundeen and A. M. Steinberg, Phys. Rev. Lett. **102**, 020404 (2009).
- [41] K. Yokota, T. Yamamoto, M. Koashi, and N. Imoto, New J. Phys. **11**, 033011 (2009).
- [42] D. F. V. James, P. G. Kwiat, W. J. Munro, and A. G. White, Phys. Rev. A **64**, 052312 (2001).
- [43] E. Andersson and D. K. L. Oi, Phys. Rev. A **77**, 052104 (2008).
- [44] Y. Ota, S. Ashhab, and F. Nori, Phys. Rev. A **85**, 043808 (2012).
- [45] N. Katz, M. Ansmann, R. C. Bialczak, E. Lucero, R. McDermott, M. Neeley, M. Steffen, E. M. Weig, A. N. Cleland, J. M. Martinis, and A. N. Korotkov, Science **312**, 1498 (2006).
- [46] N. Katz, M. Neeley, M. Ansmann, R. Bialczak, M. Hofheinz, E. Lucero, A. O'Connell, H. Wang, A. Cleland, J. Martinis, and A. Korotkov, Phys. Rev. Lett. **101**, 200401 (2008).
- [47] A. Palacios-Laloy, F. Mallet, F. Nguyen, P. Bertet, D. Vion, D. Esteve, and A. N. Korotkov, Nature Phys. **6**, 442 (2010).
- [48] J. P. Groen, D. Ristè, L. Tornberg, J. Cramer, P. C. de Groot, T. Picot, G. Johansson, and L. DiCarlo, Phys. Rev. Lett. **111**, 090506 (2013).
- [49] R. Vijay, C. Macklin, D. H. Slichter, S. J. Weber, K. W. Murch, R. Naik, A. N. Korotkov, and I. Siddiqi, Nature **490**, 77 (2012).
- [50] M. S. Hatridge, S. Shankar, M. Mirrahimi, F. Schackert, K. Geerlings, T. Brecht, K. M. Sliwa, B. Abdo, L. Frunzio, S. M. Girvin, R. J. Schoelkopf, and M. H. Devoret, Science **339**, 178 (2013).
- [51] K. W. Murch, S. J. Weber, C. Macklin, and I. Siddiqi, Nature **511**, 211 (2013).
- [52] S. J. Weber, A. Chantasri, J. Dressel, A. N. Jordan, K. W. Murch, and I. Siddiqi, arXiv:1403.4992.
- [53] D. Ristè, M. Dukalski, C. A. Watson, G. de Lange,

- M. J. Tiggelman, Y. M. Blanter, K. W. Lehnert, R. N. Schouten, and L. DiCarlo, *Nature* **502**, 350 (2013).
- [54] N. Roch, M. E. Schwartz, F. Motzoi, C. Macklin, R. Vijay, A. W. Eddins, A. N. Korotkov, K. B. Whaley, M. Sarovar, and I. Siddiqi, *Phys. Rev. Lett.* **112**, 170501 (2014).
- [55] Y. P. Zhong, Z. L. Wang, J. M. Martinis, A. N. Cleland, A. N. Korotkov, and H. Wang, *Nature Comm.* **5**, 3135 (2014).
- [56] A. N. Korotkov, *Phys. Rev. B* **78**, 174512 (2008).
- [57] A. Blais, R. S. Huang, A. Wallraff, S. M. Girvin, and R. J. Schoelkopf, *Phys. Rev. A* **69**, 062320 (2004).
- [58] A. Wallraff, D. I. Schuster, A. Blais, L. Frunzio, R. S. Huang, J. Majer, S. Kumar, S. M. Girvin, and R. J. Schoelkopf, *Nature* **431**, 162 (2004).
- [59] J. M. Chow, A. D. Córcoles, J. M. Gambetta, C. Rigetti, B. R. Johnson, J. A. Smolin, J. R. Rozen, G. A. Keefe, M. B. Rothwell, M. B. Ketchen, and M. Steffen, *Phys. Rev. Lett.* **107**, 080502 (2011).
- [60] J. E. Johnson, C. Macklin, D. H. Slichter, R. Vijay, E. B. Weingarten, J. Clarke, and I. Siddiqi, *Phys. Rev. Lett.* **109**, 050506 (2012).
- [61] D. Ristè, J. G. van Leeuwen, H.-S. Ku, K. W. Lehnert, and L. DiCarlo, *Phys. Rev. Lett.* **109**, 050507 (2012).
- [62] R. Barends, J. Kelly, A. Megrant, D. Sank, E. Jeffrey, Y. Chen, Y. Yin, B. Chiaro, J. Mutus, C. Neill, P. O'Malley, P. Roushan, J. Wenner, T. C. White, A. N. Cleland, and J. M. Martinis, *Phys. Rev. Lett.* **111**, 080502 (2013).
- [63] J. Gambetta, A. Blais, M. Boissonneault, A. A. Houck, D. I. Schuster, and S. M. Girvin, *Phys. Rev. A* **77**, 012112 (2008).
- [64] A. N. Korotkov, *Lecture notes of the Les Houches Summer School*, Vol. 96, July 2011, Ch. 17 (Oxford Univ. Press, 2014), arXiv:1111.4016.
- [65] A. A. Clerk, M. H. Devoret, S. M. Girvin, F. Marquardt, and R. J. Schoelkopf, *Rev. Mod. Phys.* **82**, 1155 (2010).
- [66] A purity-preserving operation maps a pure initial state to a pure final state. A purity-preserving generalized measurement maps a pure state to a pure state for any particular measurement outcome.
- [67] A. N. Korotkov and A. N. Jordan, *Phys. Rev. Lett.* **97**, 166805 (2006).
- [68] A. N. Jordan and A. N. Korotkov, *Contemp. Phys.* **51**, 125 (2010).
- [69] O. Oreshkov and T. A. Brun, *Phys. Rev. Lett.* **95**, 110409 (2005).
- [70] O. Oreshkov and T. A. Brun, *Phys. Rev. A* **73**, 042314 (2006).
- [71] M. Varbanov and T. A. Brun, *Phys. Rev. A* **76**, 032104 (2007).
- [72] J. M. Chow, J. M. Gambetta, A. W. Cross, S. T. Merkel, C. Rigetti, and M. Steffen, *New J. Phys.* **15**, 115012 (2013).
- [73] J. Dressel and A. N. Jordan, *Phys. Rev. A* **88**, 022107 (2013).
- [74] A. Gilchrist, N. K. Langford, and M. A. Nielsen, *Phys. Rev. A* **71**, 062310 (2005).
- [75] M. A. Nielsen, *Phys. Lett. A* **303**, 249 (2002).
- [76] E. Magesan, J. M. Gambetta, and J. Emerson, *Phys. Rev. Lett.* **106**, 180504 (2011).
- [77] N. Kiesel, C. Schmid, U. Weber, R. Ursin, and H. Weinfurter, *Phys. Rev. Lett.* **95**, 210505 (2005).
- [78] L. H. Pedersen, N. M. Møller, and K. Molmer, *Phys. Lett. A* **367**, 47 (2007).
- [79] K. Keane and A. N. Korotkov, *Phys. Rev. A* **86**, 012333 (2012).
- [80] M. Mićuda, M. Ježek, M. Dušek, and J. Fiurášek, *Phys. Rev. A* **78**, 062311 (2008).
- [81] I. Bongioanni, L. Sansoni, F. Sciarrino, G. Vallone, and P. Mataloni, *Phys. Rev. A* **82**, 042307 (2010).
- [82] W. K. Wootters, *Phys. Rev. D* **23**, 357 (1981).
- [83] A. Uhlmann, *Rep. Math. Phys.* **9**, 273 (1976).
- [84] R. Jozsa, *J. Mod. Opt.* **41**, 2315 (1994).
- [85] H. Barnum, C. M. Caves, C. A. Fuchs, R. Jozsa, and B. Schumacher, *Phys. Rev. Lett.* **76**, 2818 (1996).
- [86] A. Jamiolkowski, *Rep. Math. Phys.* **5**, 415 (1974).
- [87] M.-D. Choi, *Linear Alg. Appl.* **10**, 285 (1975).
- [88] M. Jiang, S. Luo, and S. Fu, *Phys. Rev. A* **87**, 022310 (2013).
- [89] M. Raginsky, *Phys. Lett. A* **290**, 11 (2001).
- [90] A. N. Korotkov and K. Keane, *Phys. Rev. A* **81**, 040103 (2010).