

Electronic topological transition in LaSn_3 under pressure

Swetarekha Ram¹, V. Kanchana^{1,*}, G. Vaitheeswaran²,
A. Svane³, S. B. Dugdale⁴ and N. E. Christensen³

¹ *Department of Physics,
Indian Institute of Technology Hyderabad,
Ordnance Factory Estate,
Yeddumailaram, Hyderabad-502 205,
Andhra Pradesh, India.*

² *Advanced Centre of Research in High Energy Materials (ACRHEM),
University of Hyderabad,
Prof. C. R. Rao Road,
Gachibowli, Hyderabad- 500 046,
Andhra Pradesh, India.*

³ *Department of Physics and Astronomy,
Aarhus University,
DK-8000 Aarhus C, Denmark.*

⁴ *H. H. Wills Physics Laboratory,
University of Bristol, Tyndall Avenue,
Bristol BS8 1TL, United Kingdom.*

(Dated: January 30, 2018)

Abstract

The electronic structure, Fermi surface and elastic properties of the iso-structural and iso-electronic LaSn_3 and YSn_3 intermetallic compounds are studied under pressure within the framework of density functional theory including spin-orbit coupling. The LaSn_3 Fermi surface consists of two sheets, of which the second is very complex. Under pressure a third sheet appears around compression $V/V_0 = 0.94$, while a small topology change in the second sheet is seen at compression $V/V_0 = 0.90$. This may be in accordance with the anomalous behaviour in the superconducting transition temperature observed in LaSn_3 , which has been suggested to reflect a Fermi surface topological transition, along with a non-monotonic pressure dependence of the density of states at the Fermi level. The same behavior is not observed in YSn_3 , the Fermi surface of which already includes three sheets at ambient conditions, and the topology remains unchanged under pressure. The reason for the difference in behaviour between LaSn_3 and YSn_3 is the role of spin-orbit coupling and the hybridization of La - $4f$ states with the Sn - p states in the vicinity of the Fermi level, which is well explained using the band structure calculation. The elastic constants and related mechanical properties are calculated at ambient as well as at elevated pressures. The elastic constants increase with pressure for both compounds and satisfy the conditions for mechanical stability under pressure.

PACS numbers: 63.20.dk, 71.20.-b, 74.25.Jb, 74.25.Ld, 71.18.+y

I. INTRODUCTION

The RX_3 -type (R =rare earth elements, X = In, Sn, Tl, Pb) intermetallic compounds, which crystallize in the simple cubic Cu_3Au structure, have been the subject of many experimental and theoretical investigations because of their diverse properties. Many of these compounds are superconductors. $LaSn_3$ and YSn_3 are particularly significant as they are found to have relatively high superconducting transition temperatures, T_c . For $LaSn_3$, $T_c = 6.5$ K,^{1,2} and for YSn_3 $T_c = 7.0$ K,³ whereas $LaPb_3$, $LaTl_3$ and $LaIn_3$ have lower T_c 's of 4.05 K, 1.51 K and 0.71 K, respectively.^{1,2} Some of the RX_3 compounds, such as $PrSn_3$ and $NdSn_3$, are found to order antiferromagnetically at $T_N = 8.6$ K and 4.5 K, respectively,⁴ and $CeSn_3$ has been categorized as a dense Kondo compound exhibiting valence fluctuations.⁵ It is interesting to compare the properties of $LaSn_3$ and YSn_3 to reveal to which extent the similar valence electron configurations of Y and La influence the details of the electronic structure.^{1,6-9} The LaX_3 (X = Sn, In, Tl, Pb) series and their alloys show an oscillatory dependence in their bulk properties (superconducting transition temperature, magnetic susceptibility, thermoelectric power factor) as a function of average valence-electron number.⁹⁻¹³ At first, this behavior was interpreted in a nearly-free electron model as a reflection of the Fermi surface crossing the Brillouin zone close to the X-point,^{9,14} a viewpoint later contested by Grobman.¹¹ The pressure dependence of the critical temperature of $LaSn_3$ is anomalous, as shown by Huang et al.,¹⁵ which these authors expect to be driven by a Fermi surface topology change.

In the present study, we calculate the Fermi surface of $LaSn_3$ and indeed observe a change in topology under pressure, where a third set of electron pockets appear and a minor part of the complex second sheet transfers from a closed orbit to an open orbit region. A similar transition is not predicted for YSn_3 , despite the overall similarity of their electronic structures. A number of studies are available on the band structures of $LaSn_3$ and YSn_3 ,¹⁶⁻¹⁹ while less efforts have been devoted to the pressure dependence of the electronic structure, Fermi surface and elastic properties for these compounds. Hence we focus our attention in this paper on analysing the pressure induced Fermi surface topology change in $LaSn_3$, which might be associated with the anomalous behaviour of T_c under pressure, and present a comparative study of $LaSn_3$ and YSn_3 under pressure. The remainder of the paper is organized as follows: Section II describes the method of calculation used in this study. The

results and discussions are presented in Section III, while section IV concludes the paper.

II. METHOD OF CALCULATION

The calculations were performed using the full-potential linear augmented plane wave (FP-LAPW) method as implemented in the WIEN2K computer code,²⁰ based on density functional theory (DFT),²¹ which has been shown to yield reliable results for the electronic and structural properties of crystalline solids. Spin-orbit coupling (SOC) was included. For the exchange-correlation functional, both the local density approximation (LDA) as proposed by Ceperley and Alder²² and generalized gradient approximation (GGA) according to the Perdew-Burke-Ernzerhof²³ parametrization was used. In order to achieve energy eigenvalue convergence, the wave functions in the interstitial region were expanded using plane waves with a cutoff of $R_{MT}K_{max} = 9$, where K_{max} is the plane wave cut-off, and R_{MT} is the smallest of all atomic sphere radii. The charge density was Fourier expanded up to $G_{max} = 18$ (a.u.)⁻¹. The maximum ℓ value for the wave function expansion inside the atomic spheres was confined to $\ell_{max} = 10$. Convergence tests were carried out using higher G_{max} and $R_{MT}K_{max}$ values, giving no significant changes in the calculated properties. The muffin-tin radii were chosen as 2.75 a.u. for both La and Y and 2.83 a.u. for Sn. **A (32 × 32 × 32) Monkhorst-pack²⁴ k -point mesh was used resulting in 396 k -points in the irreducible part of the Brillouin zone.** The self-consistent calculations were considered to be converged when the total energy of the system was stable within 10^{-6} Ry. The Birch-Murnaghan equation of states²⁵ was used to fit the total energy as a function of unit cell volume to obtain the equilibrium lattice constants and bulk moduli for the investigated systems. For the Fermi surfaces of $R\text{Sn}_3$ a (64 × 64 × 64) mesh was used to ensure accurate determination of the Fermi level and smooth interpolation of the bands crossing the Fermi level. The three dimensional (3D) Fermi surface plots were generated with the help of the Xcrysden molecular structure visualization program.²⁶

The elastic constants have been calculated within the total-energy method, where the unit cell is subjected to a number of small amplitude strains along several directions. The elastic constants of solids provide links between the mechanical and dynamical properties of the crystals. In particular, they provide information on the stability and stiffness of materials. It is well known that a cubic crystal has only three independent elastic constants²⁷⁻²⁹ C_{11} ,

C_{12} and C_{44} . From these one may obtain the Hill's³¹ shear modulus G_H , (which is the arithmetic mean of the Reuss³² and Voigt³³ approximations), Young's modulus E , and the Poisson's ratio σ by using standard relations.³⁴ Furthermore, the Debye temperature may be obtained in terms of the mean sound velocity v_m :

$$\Theta_D = \frac{h}{k_B} \left(\frac{3n\rho N_A}{4\pi M} \right)^{1/3} v_m, \quad (1)$$

where h , k_B and N_A are Planck's, Boltzmann's constants, and Avogadro's number, respectively. ρ is the mass density, M the molecular weight, and n the number of atoms in the unit cell. The mean sound velocity is defined as:

$$v_m = \left[\frac{1}{3} \left(\frac{2}{v_t^3} + \frac{1}{v_l^3} \right) \right]^{-1/3}, \quad (2)$$

where v_l and v_t are the longitudinal and transverse sound velocities, which may be obtained from the shear modulus G_H and bulk modulus B as:

$$v_l = \sqrt{\frac{(B + \frac{4}{3}G_H)}{\rho}} \quad (3)$$

and

$$v_t = \sqrt{\frac{G_H}{\rho}}. \quad (4)$$

III. RESULT AND DISCUSSION

A. Ground state properties

The RSn_3 compounds crystallize in the Cu_3Au type structure with space group $Pm\bar{3}m$ (No. 221). The calculated equilibrium lattice parameters a and zero pressure bulk modulus B are listed in Table I. The results are in good agreement with available experimental data and other calculations. It often occurs that LDA underestimates and GGA overestimates the equilibrium lattice constants, which is also found in the present case, where the LDA value is $\sim 1\%$ below and the GGA value $\sim 1\%$ above the experimental value. The somewhat lower bulk modulus obtained with GGA reflects the larger equilibrium volume in this approximation. In the remainder of this study we report results on the basis of the LDA.

B. Elastic constants and mechanical properties

The calculated elastic constants (C_{11} , C_{12} and C_{44}) at ambient pressure for LaSn_3 and YSn_3 are presented in Table II, together with quantities related to the elastic constants. The calculations were performed at the equilibrium lattice constant as calculated with the LDA. The elastic constants extracted from the experimental phonon dispersion curves³⁷ are listed for comparison. The theoretical values lie systematically 20-30 % above the experimental values, which partly is due to the too low equilibrium volume obtained in the LDA. The fact that the experiments are done at room temperature, while the calculations pertain to zero temperature also contribute to this discrepancy. To the best of our knowledge no experimental determinations of the elastic constants of YSn_3 have been reported. Neither have any theoretical determinations been reported. From the calculated values of the elastic constants, it can be seen that they satisfy the mechanical stability criteria³⁹ for a cubic crystal i.e. $C_{11} > C_{12}$, $C_{44} > 0$, and $C_{11} + 2C_{12} > 0$, consistent with the elastic stability of these materials. Pugh⁴⁰ has proposed a simple relationship in which the ductile/brittle properties of materials could be related empirically to their elastic constants by the ratio G_H/B . If $G_H/B < 0.57$, the materials behave in a ductile manner, and brittle otherwise. From the values of G_H/B reported in Table II it emerges that both compounds are of ductile character, and that YSn_3 is more ductile than LaSn_3 . Cauchy's pressure ($C_p = C_{12} - C_{44}$) is another index to determine the ductile/brittle nature of metallic compounds, where a positive value of Cauchy's pressure indicates ductile nature, while a negative value indicates a brittle nature of the compounds. The calculated positive values of the Cauchy's pressure reported in Table II corroborate the ductile nature of LaSn_3 and YSn_3 . The Young's modulus E also reflects the ductility. The larger the value of E , the stiffer is the material, and as the covalent nature of the compounds increases E also increases. Another important parameter describing the ductile nature of solids is the Poisson's ratio σ (see Table II), which is calculated using the formula given in Ref. 34. For ductile metallic materials σ is typically around 0.33.⁴¹ So the ductility of these compounds is confirmed by the calculated values of σ reported in Table II. The anisotropy A is defined as the ratio between C_{44} and $(C_{11} - C_{12})/2$, which becomes unity for an isotropic system. According to this definition, LaSn_3 and YSn_3 are elastically anisotropic.

The elastic constants and bulk modulus increase monotonously under compression, ful-

filling the mechanical stability criteria also at higher pressures. Having calculated Young's modulus E , the bulk modulus B , and the shear modulus G , one may derive the Debye temperature using Eq. (1). The calculated sound velocities (v_l , v_t and v_m) and the Debye temperature (Θ_D) are included in Table II. The experimental Debye temperatures are almost the same for LaSn_3 and YSn_3 , while the present calculations find the Debye temperature of YSn_3 substantially lower than that of LaSn_3 , a consequence of the smaller calculated values of the elastic constants of YSn_3 . The sound velocities increase with pressure for LaSn_3 and YSn_3 , reflecting the increase in the relevant acoustic phonon frequencies with pressure.

C. Band structure and Density of States under pressure

The band structures of LaSn_3 and YSn_3 are illustrated in Fig. 1. The electronic levels are calculated along the high-symmetry directions with and without spin-orbit coupling and at the LDA equilibrium volumes. The band structure of LaSn_3 with SOC compares well with earlier work.^{17,18} Overall, the band structures of LaSn_3 and YSn_3 are very similar, as noted by Ref. 19, which also discussed the effect of SOC. The major difference between the two compounds in the vicinity of the Fermi level, E_F , occurs at the X-point, where a band crosses the E_F for LaSn_3 , but stays below E_F for YSn_3 . This gives rise to a small hole pocket around the X-point in LaSn_3 , which does not appear for YSn_3 (and which would not be if SOC is not included). **A second, less significant feature, is a very dispersive band along $\Gamma - R$, which dips below E_F for YSn_3 , but stays above E_F for LaSn_3 . This is illustrated in the inset of Fig. 1.** This band contributes to the third Fermi surface of YSn_3 , which in LaSn_3 only appears under pressure.

The main interesting pressure effect on the electronic structure of these compounds is the opposite movement of the valence band and the conduction band. Along all high symmetry directions the valence bands move down, while an upward shift of the conduction bands under compression is seen. This is illustrated for LaSn_3 in Fig. 2, which shows the band structure for $V/V_0 = 1.0$ and $V/V_0 = 0.90$, where V_0 denotes the experimental equilibrium volume. Owing to this opposite movement of bands under pressure the number of electron states in the pockets around the M-points, as well as the number of hole states around the X-points increase.

The narrow bands around 1.5-2 eV above the Fermi level (see Fig. 1(a)) in LaSn_3 are

the La - 4*f* bands. These unoccupied La - 4*f* bands overlap with the La - 5*d* bands, with some influence on the energy band structure in the vicinity of the Fermi energy. This is illustrated with the density of states, which is shown in Fig. 3, for both LaSn₃ and YSn₃. In both compounds, the dominating character around the Fermi level is from Sn 5*p*, with appreciable admixture of Y 4*d* or La 5*d*. But for LaSn₃ the tail of the 4*f* (blue line) in Fig. 3(a) also crosses the Fermi level. The behaviour of the total density of states at the Fermi level under compression is shown in Fig. 4. While the total density of states at the Fermi energy, $N(E_F)$, decreases smoothly for YSn₃ under compression, it is more irregular for LaSn₃. In LaSn₃, $N(E_F)$ passes through a minimum at $V/V_0 = 0.94$ (pressure of 1 GPa according to LDA). This behaviour of LaSn₃ is caused by the occurrence of the third Fermi sheet under pressure, which is discussed in the next subsection.

In Table III the density of states at the Fermi level is compared to the experimental value as derived from the Sommerfeld coefficient. From the difference, the average electron-phonon coupling constant λ_{ep} may be estimated, assuming

$$\frac{\gamma^{expt}}{\gamma^{calc}} = 1 + \lambda_{ep}. \quad (5)$$

For LaSn₃ this reaches a value of $\lambda_{ep} = 0.86$, while for YSn₃ a value of $\lambda_{ep} = 0.34$ is found. Note that the latter is lower than the value deduced by Dugdale, Ref. 19, because the inclusion of spin-orbit coupling in the calculation increases $N(E_F)$ by $\sim 20\%$. The value obtained here for LaSn₃ is in good agreement with the value found by Ref. 13. The superconducting transition temperature for LaSn₃ may be estimated using the McMillan formula⁴²:

$$T_c = \frac{\Theta_D}{1.45} \exp\left(-\frac{1.04(1 + \lambda_{ep})}{\lambda_{ep} - \mu^*(1 + 0.62\lambda_{ep})}\right). \quad (6)$$

Using a typical value of $\mu^* = 0.12$ (Ref. 19) and the Debye temperature of LaSn₃ of $\Theta_D = 205$ K, this leads to a calculated value of $T_c = 8.1$ K, which is in excellent agreement with the experimental value of $T_c = 6.5$ K, given the uncertainty of the parameters of the McMillan formula.

D. Fermi surface under pressure

The Fermi surfaces of LaSn₃ and YSn₃ at the experimental equilibrium volumes are shown in Fig. 5. The similarity of the band structures lead to nearly identical topology of the Fermi

surfaces for the two compounds. The major difference is that for LaSn_3 two bands cross the Fermi level, whereas for YSn_3 three bands cross the Fermi level. The first Fermi surface sheet, Fig. 5(a) and 5(c), is a hole pocket centered on the Γ point. The second sheet, Fig. 5(b) and 5(d), is a very complex surface, which we discuss in detail for LaSn_3 below. In comparison between the two compounds, a small hole pocket is seen around the X-point in Fig. 5(b), which is absent in Fig. 5(d), which reflects the difference in band structure at X as discussed in the previous section. Finally, the third surface of YSn_3 is a small electron part close to the X-point. In Fig. 6 we illustrate for LaSn_3 the complexity of the second sheet by showing horizontal cuts through the three-dimensional Fermi surface. It is to be noted that without taking into account the SOC three bands would cross the Fermi level even at ambient volume, and the corresponding Fermi surfaces would be similar for LaSn_3 and YSn_3 , and furthermore, for YSn_3 the Fermi surface would be topologically the same with and without SOC.

The most striking change in the Fermi surface of LaSn_3 under pressure is the appearance of the third surface, already seen in YSn_3 at ambient conditions. This appears at a compression of $V/V_0 = 0.94$, as shown in Fig. 7(c). A second, less drastic change occurs in the second Fermi surface of LaSn_3 , where a change in topology is observed. This is most easily seen in the two-dimensional contours of Fig. 6(b), where the hole pocket around the X-point, (the middle point of the $k_z = \pi/a$ face) increases and merges with the surrounding triangular hole regions. In contrast, for $V = V_0$, Fig. 6(a), this pocket is detached from the larger hole region, facilitating a small closed electron orbit. At the same time, the electron concentration around the M-point (the midpoints of all edges of the BZ) increases under compression, which eventually leads to the connection of all electron pockets in the $k_z = \pi/a$ face. This happens around $V/V_0 = 0.90$ (see Fig. 7(b)). Altogether, under compression the electron concentration at M and the hole concentration at X increase simultaneously in LaSn_3 . In the case of YSn_3 only the electron concentration at the M-point increases, while there is no hole pocket at X even at ambient volume, and therefore the Fermi surface topology of YSn_3 remains unchanged under (modest) compression.

The occurrence of a third Fermi surface sheet for LaSn_3 under pressure leads to an increase of the density of states at the Fermi level, as illustrated in Fig. 4. For comparison the same quantity for YSn_3 is also shown in the figure, and it is seen to decrease monotonously under pressure. These results for LaSn_3 are in accordance with the zero-pressure measurements of

the superconducting transition temperature in the (La,Th)Sn₃ alloy system as investigated by Havinga et al.⁹ These authors also speculated that their observed oscillatory behaviour of T_c versus alloy composition might be due to a singular behaviour of the electronic density of states in the vicinity of the Fermi level of LaSn₃. Huang et al.¹⁵ observed an irregular behaviour of T_c for LaSn₃ under pressure. These authors reported an initial slight increase in T_c with a maximum at a pressure around 0.8 GPa, beyond which T_c gradually decreases. Within the BCS framework of superconductivity, the change in T_c observed could reflect a change in the density of states at the Fermi level. At first, this seems in accordance with the non-monotonic variation under compression of the density of states at the Fermi level in LaSn₃ found in the present calculations. However, we find the opposite trend of an initially decreasing density of states at the Fermi level, and an increase only starts for compressions below $0.94V_0$. Several other factors of course also influence the transition temperature. The pressure dependence of T_c arising from pressure-induced abrupt changes in the Fermi surface topology was theoretically analysed by Makarov and Baryakhtar⁴⁴.

IV. CONCLUSION

An *ab initio* study of the intermetallic compounds LaSn₃ and YSn₃ was performed within the local density approximation. The structural, electronic, elastic, and mechanical properties as well as the Fermi surfaces were studied, including pressure effects. These compounds are ductile in nature and their Cu₃Au crystal structure is stable even at high pressure. The elastic constants and the bulk modulus increase monotonically with pressure. The density of states near to the Fermi level are mainly Sn p-like states in both compounds, but a Fermi surface topology change is observed in LaSn₃ at a compression of around $V/V_0 \sim 0.94$, where a third Fermi sheet occurs.

*Author for Correspondence, E-mail: kanchana@iith.ac.in

- ¹ R. J. Gambino, N. R. Stemple and A. M. Toxen, *J. Phys. Chem. Solids* **29**, 295 (1968).
- ² E. Bucher, K. Andres, J. P. Maita and G. W. Hull, Jr., *Helv. Phys. Acta* **41**, 723 (1968).
- ³ K. Kawashima, M. Maruyama, M. Fukuma and J. Akimitsu *Phys. Rev. B* **82**, 094517 (2010).
- ⁴ G. K. Shenoy, B. D. Dunlap, G. M. Kalvius, A. M. Toxen and R. J. Gambino, *J. Appl. Phys.* **41**, 1317 (1970).
- ⁵ A. P. Murani, *Phys. Rev. B* **28**, 2308 (1983).
- ⁶ F. Borsa, R. G. Barnes and R. A. Reese, *Phys. Stat. Solidi* **19**, 359 (1967).
- ⁷ L. B. Welsh, A. M. Toxen and R. J. Gambino, *Phys. Rev. B* **4**, 2921 (1971).
- ⁸ L. B. Welsh, A. M. Toxen and R. J. Gambino, *Phys. Rev. B* **6**, 1677 (1972).
- ⁹ E. E. Havinga, H. Damsma and M. H. Van Maaren, *J. Phys. Chem. Solids* **31**, 2653 (1970).
- ¹⁰ E. E. Havinga, *Phys. Lett.* **28A**, 350 (1968).
- ¹¹ W. D. Grobman, *Phys. Rev. B* **5**, 2924 (1972).
- ¹² E. E. Havinga, *Solid State Commun.* **11**, 1249 (1972).
- ¹³ A. M. Toxen, R. J. Gambino and L. B. Welsh, *Phys. Rev. B* **8**, 90 (1973).
- ¹⁴ A. M. Toxen, R. J. Gambino and B. J. C. van der Hoefer, Jr., in *Proceedings of the Twelfth International Low-temperature conference*, edited by E. Kauda (Academy of Japan, Kyoto, 1971), p. 351.
- ¹⁵ S. Huang, C. W. Chu, F. Y. Fradin and L. B. Welsh, *Solid State Commun.* **16**, 409 (1975).
- ¹⁶ A. Hasegawa, *J. Phys. Soc. Jpn.* **50**, 3313 (1981).
- ¹⁷ R. M. Boulet, J. P. Jan and H. L. Skriver, *J. Phys. F: Met. Phys.* **12**, 293 (1982).
- ¹⁸ A. Hasegawa and H. Yamagami, *J. Phys. Soc. Jpn.* **60**, 1654 (1991).
- ¹⁹ S. B. Dugdale, *Phys. Rev. B* **83**, 012502 (2011).
- ²⁰ P. Blaha, K. Schwarz, G. K. H. Madsen, D. Kvasnicka and J. Luitz, WIEN2K, An augmented plane wave + local orbitals program for calculating crystal properties (Karlheinz Schwarz, Techn. Universität Wien, Austria), 2001.
- ²¹ P. Hohenberg and W. Kohn, *Phys. Rev.* **136**, B864 (1964).
- ²² D. M. Ceperley and B. J. Alder, *Phys. Rev. Lett.* **45**, 566 (1980).
- ²³ J. P. Perdew, K. Burke, M. Ernzerhof, *Phys. Rev. Lett.* **77**, 3865 (1996).

- ²⁴ H. J. Monkhorst and J. D. Pack, Phys. Rev. B **13**, 5188 (1976).
- ²⁵ F. Birch, Phys. Rev. **71**, 809 (1947).
- ²⁶ A. Kokalj, Comput. Mater. Sci. **28**, 155 (2003).
- ²⁷ J. F. Nye, *Physical Properties of Crystals: Their Representation by Tensors and Matrices*, (Oxford University Press, Oxford, 1985).
- ²⁸ M. Mattesini, R. Ahuja, and B. Johansson, Phys. Rev. B **68**, 184108 (2003).
- ²⁹ M. Mattesini, J. M. Soler, and F. Ynduráin, Phys. Rev. B **73**, 094111 (2006).
- ³⁰ E. M. Bittar, C. Adriano, C. Giles, C. Rettori, Z. Fisk and P. G. Pagliuso, J. Phys. Cond. Matter **23**, 455701 (2011).
- ³¹ R. Hill, Proc. Phys. Soc. London, **65**, 350 (1952).
- ³² A. Reuss, Z. Angew. Math. Phys., **9**, 49 (1929).
- ³³ W. Voigt, Ann. Phys. (Leipzig), **38**, 573 (1889).
- ³⁴ V. Kanchana, EPL, **87**, 26006 (2009).
- ³⁵ T. Shao-ping, Z. Kai-ming and X. Xi-de, J. Phys.: Condens. Matter **1**, 2677 (1989).
- ³⁶ A. Landelli and A. Palenzona *Handbook on the Physics and Chemistry of Rare Earths 2*, (Amsterdam, North-Holland (1979)).
- ³⁷ C. Stassis, J. Zarestky, C-K. Loong, O. D. McMasters and R. M. Nicklow, Phys. Rev. B **23**, 2227 (1981).
- ³⁸ M. A. Dudek and N. Chawla, Intermetallics **18**, 1016 (2010).
- ³⁹ M. Born and K. Huang, *Dynamical Theory of Crystal Lattices*, (Clarendon, Oxford, 1956).
- ⁴⁰ S. F. Pugh, Philos. Mag. **45**, 823 (1954).
- ⁴¹ J. Haines, J. M. Leger and G. Bocquillon, Ann. Rev. Mater. Res. **31**, 1 (2001).
- ⁴² W. L. McMillan, Phys. Rev. **167**, 331 (1968).
- ⁴³ L. E. DeLong, M. B. Maple and M. Tovar, Solid State Commun. **26**, 469 (1978).
- ⁴⁴ V. I. Makarov and V. G. Bar'yakhtar, Zh. Eksperim. i Teor. Fiz. **48**, 1717 (1965); [English transl.: Sov. Phys. JETP **21**, 1151 (1965)].

Parameters		LaSn ₃	YSn ₃
a	GGA	4.81	4.73
	LDA	4.70	4.61
	Theory ^a	4.73	-
	Expt.	4.774 ^b , 4.769 ^c	4.667 ^d
B	GGA	55.5	56.9
	LDA	68.2	70.6
	Theory ^a	78	-
	Expt.	51.5 ^e	-

TABLE I: Calculated lattice constant a (in Å) and bulk modulus B (in GPa) for LaSn₃ and YSn₃, as obtained with the GGA and LDA approximations for exchange and correlation. The bulk modulus is evaluated at the theoretical equilibrium volumes. Experimental values are quoted for comparison a: Ref. 35; b: Ref. 1; c: Ref. 36 d: Ref. 3; e: From elastic constants obtained in Ref.

Parameters	LaSn ₃	YSn ₃
C_{11} (GPa)	97.3 (70.5 ^a)	82.3
C_{12} (GPa)	53.6 (42.0 ^a)	64.6
C_{44} (GPa)	44.2 (33.5 ^a)	34.2
A	2.02	3.85
G_H (GPa)	33.3	20.0
E (GPa)	85.9 (64 ^b)	54.9 (98 ^b)
σ	0.29	0.37
G_H/B	0.49	0.28
C_p (GPa)	9.4	30.3
v_l (km/s)	3.77	3.59
v_t (km/s)	2.05	1.63
Θ_D (K)	230 (205 ^c)	188.4 (210 ^d)

TABLE II: Elastic constants and derived quantities for LaSn₃ and YSn₃, as calculated with LDA at equilibrium volume. A is the anisotropy factor, $A = 2C_{44}/(C_{11} - C_{12})$, and $C_p = C_{12} - C_{44}$ is the Cauchy pressure. Experimental values are given in parentheses where available. a: From phonon measurements, Ref. 37; b: Ref. 38 c: Ref. 2; d: Ref. 3.

		DOS(states/eV)	γ (mJ/mol K ²)	λ_{ep}	T_c (K)
LaSn ₃	Theory ^a	2.67	6.28	0.86	8.1
	Theory ^b	2.15	6.03	0.82	-
	Expt.	2.6 ^c , 2.8 ^d	11.66 ^d , 10.96 ^e , 11.0 ^f	0.8 ^c	6.45 ^g , 6.02 ^h
YSn ₃	Theory ^a	2.41	5.67	0.34	0.11
	Theory ⁱ	1.92	4.53	0.63, 0.99	5.93
	Expt.	-	7.57 ^j	-	7.0 ^j

TABLE III: Calculated density of states at the Fermi level (evaluated at the experimental equilibrium volumes), together with derived Sommerfeld constants, γ , and electron-phonon coupling constants, λ_{ep} , for LaSn₃ and YSn₃. Last column gives the superconducting transition temperature. Experimental values are quoted for comparison. a: This work, LDA; b: Ref. 35 c: Ref. 13; d: Ref. 43; e: Ref. 15; f: Ref. 37; g: Ref. 1; h: Ref. 9; i: Ref. 19; j: Ref. 3;

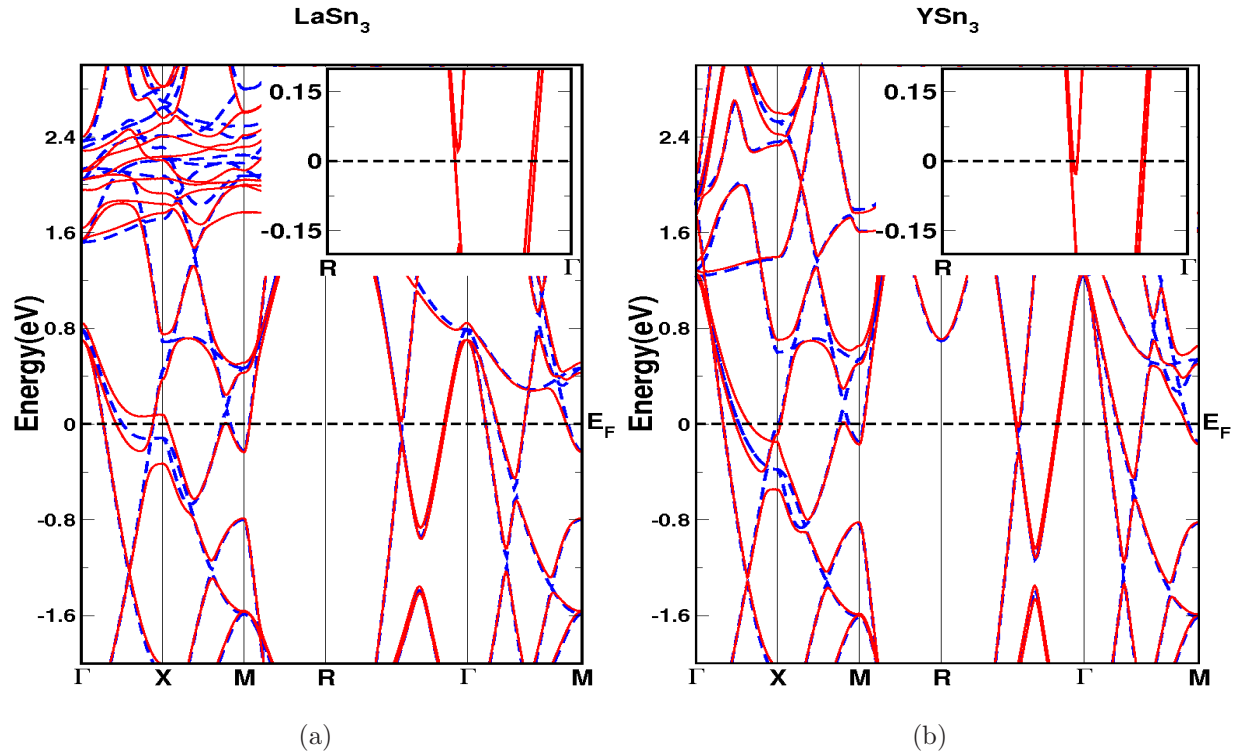


FIG. 1: (Color online) Electronic band structures of (a): LaSn_3 and (b): YSn_3 . The solid lines (red colour) show the electronic levels calculated with spin-orbit coupling included, while the dotted lines (blue colour) show the electronic levels as calculated without spin-orbit coupling. The energies are given in eV relative to the Fermi level, E_F , which is marked with the horizontal dashed line. The major difference between the two compounds around the Fermi level occurs in the vicinity of the X-point (for SOC included). **A second, less significant feature, is a very dispersive band along $\Gamma - R$, which stays above E_F for LaSn_3 , but dips below E_F for YSn_3 . The inset illustrates this.**

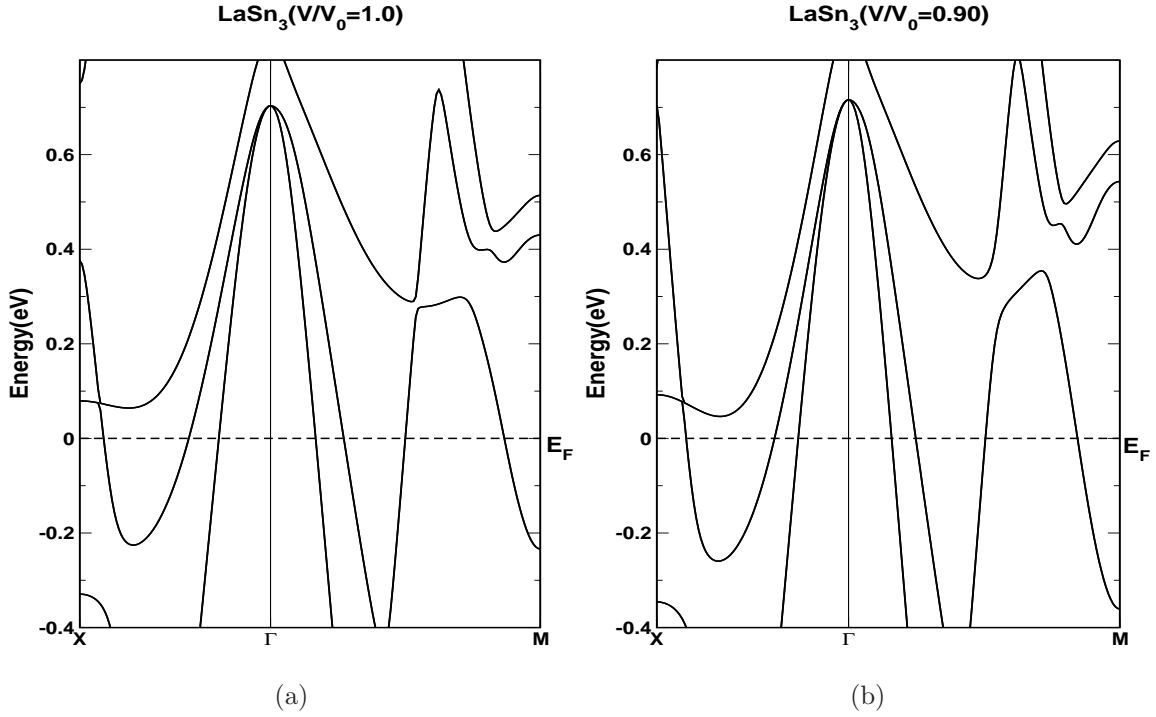


FIG. 2: Band structure of LaSn_3 under compression (zoom-in on the vicinity of the Fermi level). The electron pocket at M and the hole pocket at X increases under pressure.

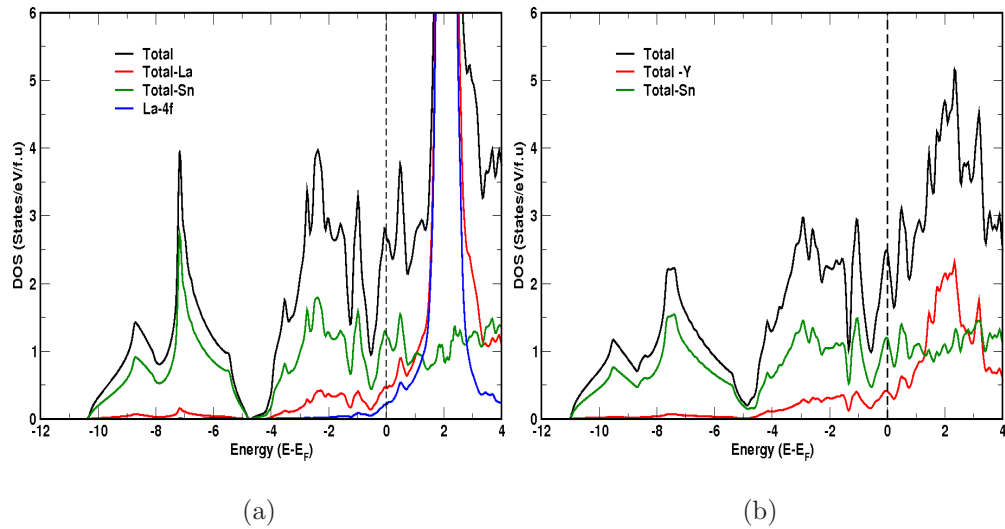
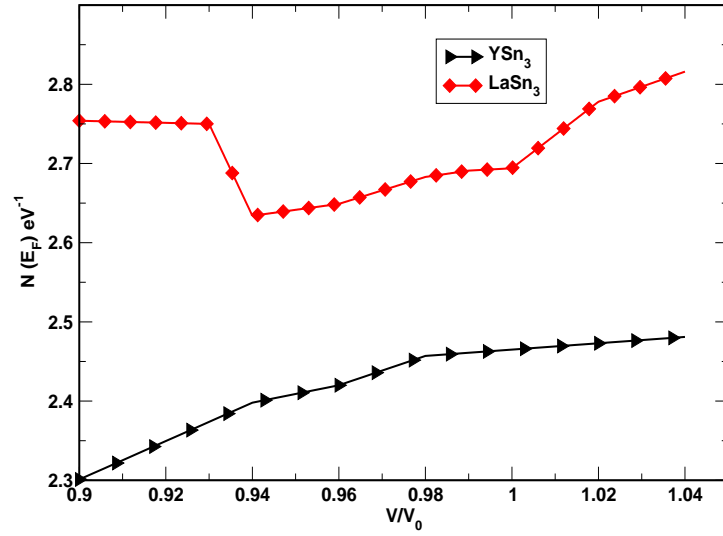


FIG. 3: (Color online) Density of states of (a): LaSn_3 and (b): YSn_3 , as calculated at the experimental lattice constants. The total DOS as well as La, Sn and La-4*f* partial contributions are shown in (a), the total DOS as well as Y and Sn partial contributions are shown in (b). The unit is states per eV and per formula unit. A factor of 2 for spin is included.



(a)

FIG. 4: (Color online) Density of states at the Fermi level, $N(E_F)$, for LaSn $_3$ and YSn $_3$ under compression. The jump in density of states for LaSn $_3$ around $V/V_0 = 0.94$ is due to the appearance of the third Fermi sheet. V_0 denotes the respective experimental equilibrium volumes of LaSn $_3$ and YSn $_3$.

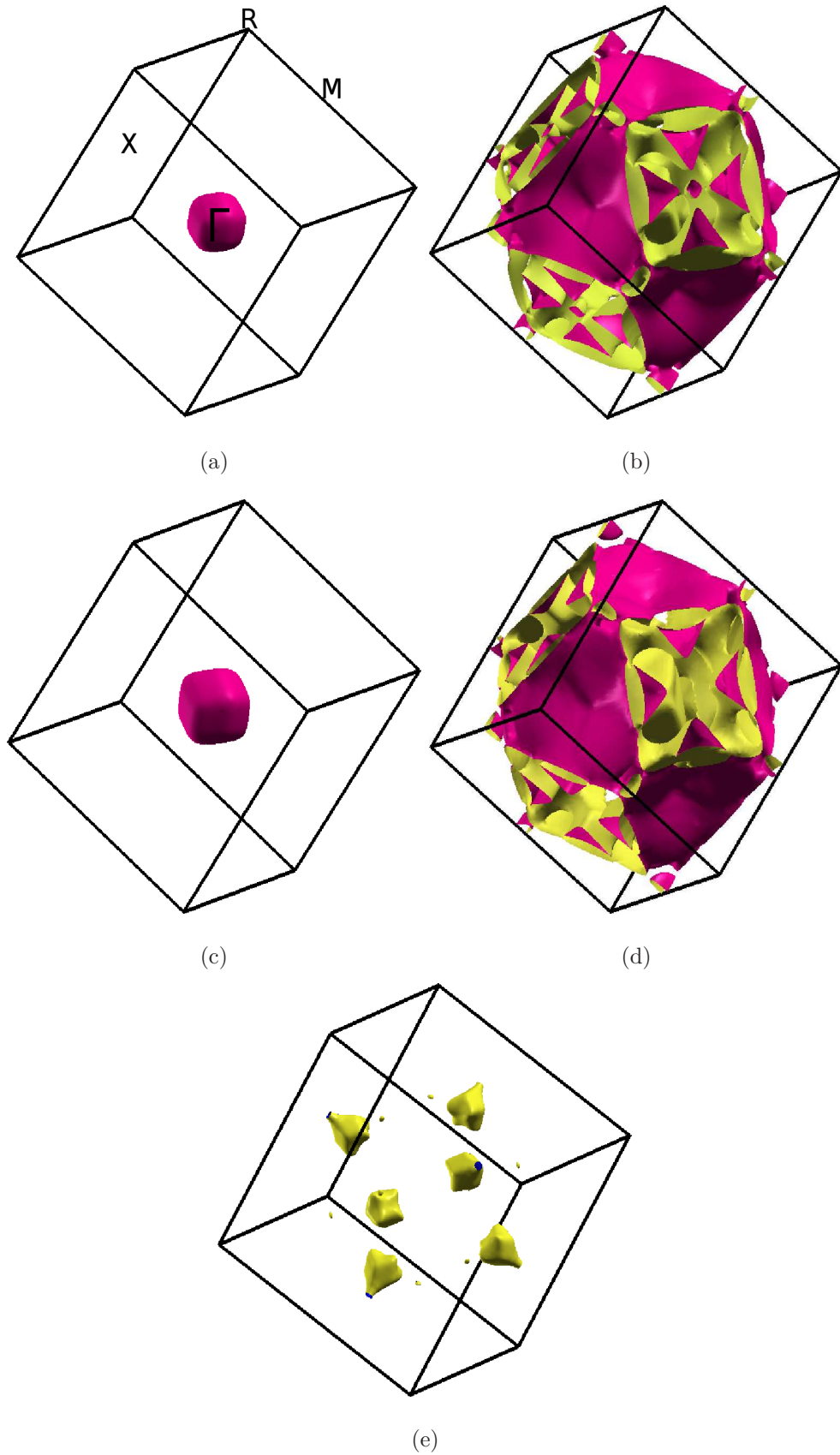
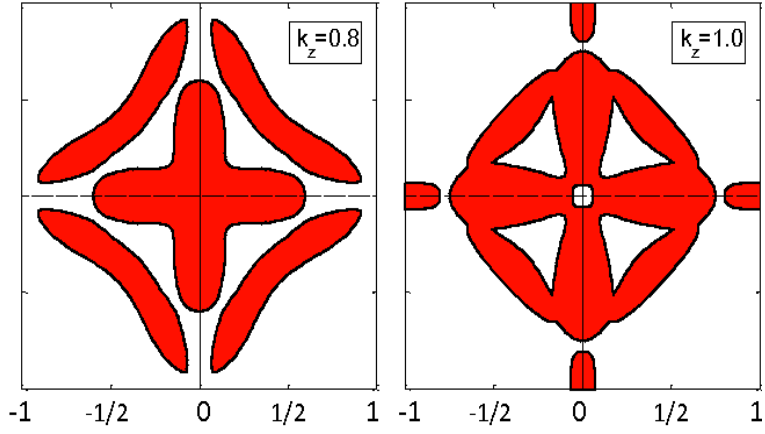
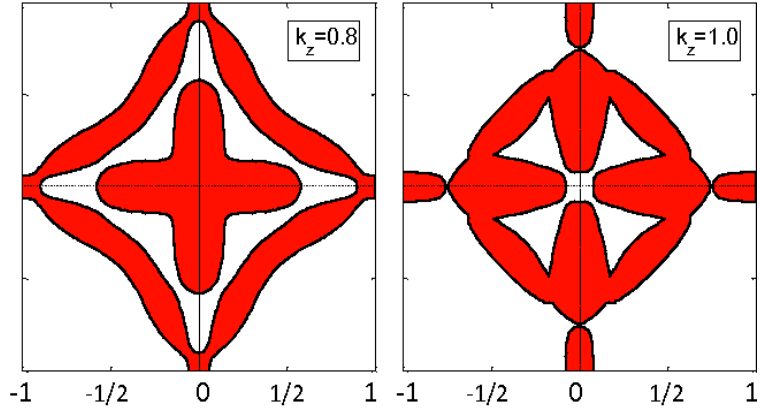


FIG. 5: (Color online) Fermi surface of (a), (b): LaSn_3 . and (c), (d), (e): YSn_3 (including spin-orbit coupling and evaluated at the experimental equilibrium volumes). (a) and (c) are hole



(a)



(b)

FIG. 6: (Color Online) Second Fermi surface of LaSn_3 , 2-dimensional contours corresponding to $k_z = 0.8$ and 1.0 in units of π/a . (a): at the experimental equilibrium volume, and (b): at a volume of 90 % of the experimental equilibrium volume. The shaded (red) areas correspond to occupied states.

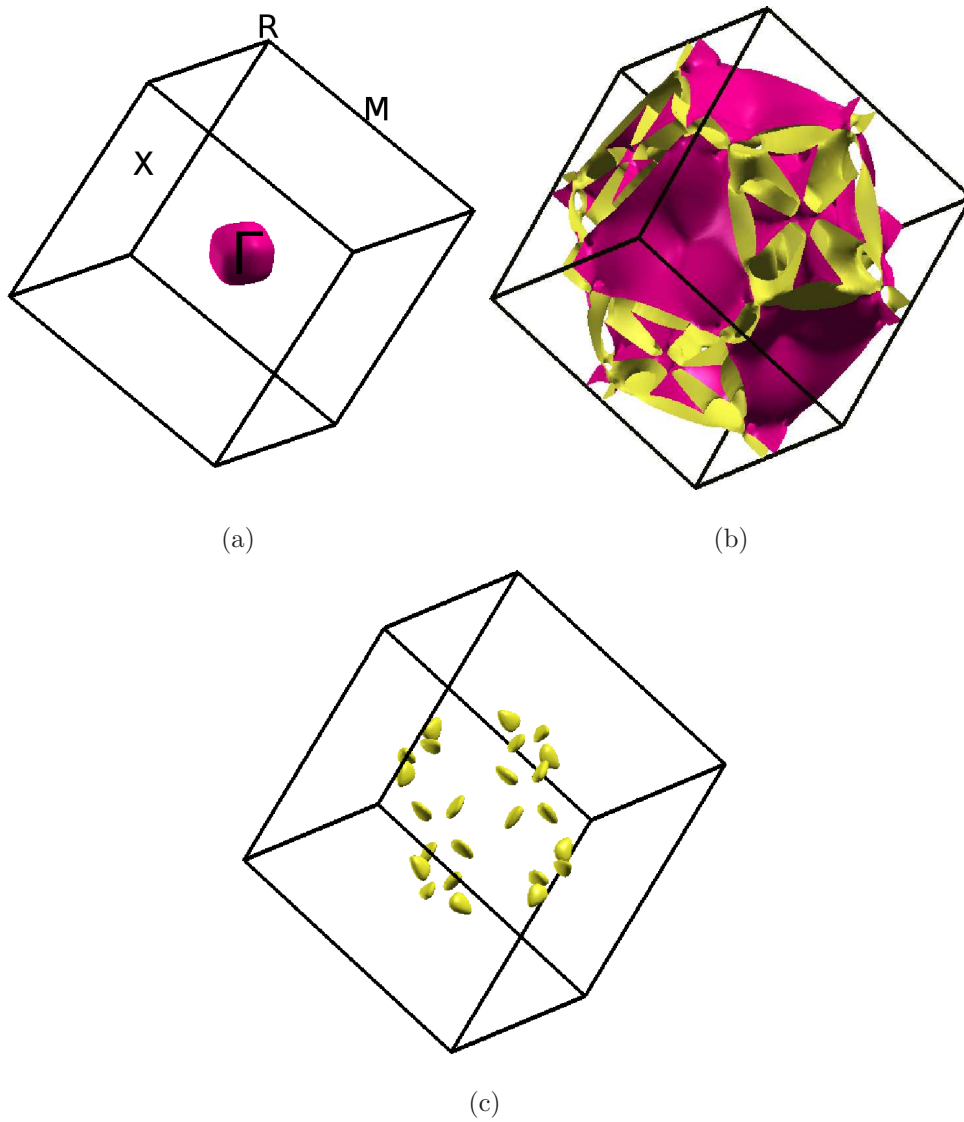


FIG. 7: (Color online) Fermi surface of LaSn_3 at compression $V/V_0 = 0.90$. V_0 denotes the experimental equilibrium volume.