

Matrix product states for anyonic systems and efficient simulation of dynamics

Sukhwinder Singh,¹ Robert N. C. Pfeifer,² Guifre Vidal,² and Gavin K. Brennen¹

¹*Center for Engineered Quantum Systems; Dept. of Physics & Astronomy,
Macquarie University, 2109 NSW, Australia*

²*Perimeter Institute for Theoretical Physics, Waterloo, Ontario, N2L 2Y5, Canada*

Matrix product states (MPS) have proven to be a very successful tool to study lattice systems with local degrees of freedom such as spins or bosons. Topologically ordered systems can support anyonic particles which are labeled by conserved topological charges and collectively carry non-local degrees of freedom. In this paper we extend the formalism of MPS to lattice systems of anyons. The anyonic MPS is constructed from tensors that explicitly conserve topological charge. We describe how to adapt the time-evolving block decimation (TEBD) algorithm to the anyonic MPS in order to simulate dynamics under a local and charge-conserving Hamiltonian. To demonstrate the effectiveness of anyonic TEBD algorithm, we used it to simulate (i) the ground state (using imaginary time evolution) of an infinite 1D critical system of (a) Ising anyons and (b) Fibonacci anyons both of which are well studied, and (ii) the real time dynamics of an anyonic Hubbard-like model of a single Ising anyon hopping on a ladder geometry with an anyonic flux threading each island of the ladder. Our results pertaining to (ii) give insight into the transport properties of anyons. The anyonic MPS formalism can be readily adapted to study systems with conserved symmetry charges, as this is equivalent to a specialization of the more general anyonic case.

PACS numbers: 03.67.-a, 03.65.Ud, 03.67.Hk

I. INTRODUCTION

Anyons are exotic quasiparticles that exhibit non-trivial exchange statistics and arise as low lying excitations of topological phases of matter. There is a promising experimental program to observe anyons in condensed matter systems such as Fractional Quantum Hall systems, Majorana edge modes of nanowires, and two dimensional spin liquids.¹ From a theoretical viewpoint, many-body systems of anyons offer a realm of new physics to explore. For example, just as chains of interacting integer spin systems describe different physics from half integer systems,² interacting chains of anyons exhibit properties that depend on the topological charges and braiding and fusion rules of the corresponding anyon model.³ Subsequently, several paradigmatic lattice models of interacting anyons have been proposed and studied to gain insight into the many-body physics of these particles.⁴⁻⁸

The framework of Matrix Product States⁹⁻¹⁴ has played an instrumental role in the study of lattice spin systems in recent decades, especially for systems in one spatial dimension. In particular, the MPS forms the basis of two highly successful simulation algorithms, namely, the Density Matrix Renormalization Group (DMRG) algorithm¹¹ and the Time-evolving Block Decimation (TEBD) algorithm.^{13,14} The latter, along with its variations (often collectively referred to as time-dependent DMRG¹⁵⁻¹⁹), allows for efficient simulation of time evolution of lattice systems made of hundreds of sites, and also of systems with infinite size¹⁸ in the presence of translation invariance. In this paper we generalize the MPS formalism and the TEBD algorithm for lattice systems of anyons.

A pure state $|\Psi^{[\text{spin}]}\rangle$ of a lattice made of L spins

$\{|s_1, s_2, \dots, s_L\rangle\}$ can be expanded in a tensor product basis,

$$|\Psi^{[\text{spin}]}\rangle = \sum_{s_1 s_2 \dots s_L} \Psi_{s_1 s_2 \dots s_L}^{[\text{spin}]} |s_1\rangle \otimes |s_2\rangle \otimes \dots \otimes |s_L\rangle, \quad (1)$$

where $\Psi_{s_1 s_2 \dots s_L}^{[\text{spin}]}$ are complex coefficients and $\{|s_i\rangle\}$ denotes the local basis for site i . As described in Ref. 13, the MPS decomposition of $|\Psi^{[\text{spin}]}\rangle$ corresponds to a decomposition of tensor $\Psi_{s_1 s_2 \dots s_L}^{[\text{spin}]}$ into a network of tensors that are interconnected as shown in Fig. 1. An open or *physical index* s_i in the MPS labels the local basis $|s_i\rangle$ for the spin at site i . A *bond index* μ_i corresponds to the Schmidt decomposition (see Appendix A) of state $|\Psi^{[\text{spin}]}\rangle$ given according to the bipartition $[1 \dots i] : [i + 1 \dots L]$ of the spins by

$$|\Psi^{[\text{spin}]}\rangle = \sum_{\mu_i} \lambda_{\mu_i}^{[i]} |\Phi_{\mu_i}^{[1 \dots i]}\rangle \otimes |\Phi_{\mu_i}^{[i+1 \dots L]}\rangle. \quad (2)$$

Here $\lambda^{[i]}$ is a diagonal matrix with non-negative diagonal entries $\lambda_{\mu_i}^{[i]} \geq 0$, and $\{|\Phi_{\mu_i}^{[1 \dots i]}\rangle\}$ and $\{|\Phi_{\mu_i}^{[i+1 \dots L]}\rangle\}$ are orthonormal bases for the two parts of the lattice,

$$\langle \Phi_{\mu_i}^{[1 \dots i]} | \Phi_{\mu'_i}^{[1 \dots i]} \rangle = \langle \Phi_{\mu_i}^{[i+1 \dots L]} | \Phi_{\mu'_i}^{[i+1 \dots L]} \rangle = \delta_{\mu_i \mu'_i}. \quad (3)$$

The generalization of the MPS formalism to lattice systems of anyons poses an interesting challenge. A system of anyons is not necessarily completely specified by giving the “topological charge” a associated with each site of the lattice. For many species of anyons this information must be supplemented by the outcome of a number of non-local charge measurements, which can not be uniquely associated with single individual anyons. Thus, in contrast to a system of spins, a lattice system of L anyons $\{a_1, a_2, \dots, a_L\}$ does not in general admit a description

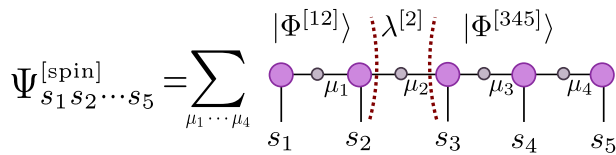


FIG. 1. MPS decomposition of a pure state $|\Psi^{[\text{spin}]}\rangle$ of a lattice of $L = 5$ spins $\{s_1, s_2, \dots, s_5\}$, as described in Ref. 13. An open index s_i labels a basis for the spin at site i . A bond index μ_i is associated with a Schmidt decomposition (2) of state $|\Psi^{[\text{spin}]}\rangle$. For example, here we indicate the Schmidt decomposition for the bipartition $[12] : [345]$ where $\lambda^{[2]}$ is a diagonal matrix with diagonal entries $\lambda_{\mu_2}^{[2]} \geq 0$, and $|\Phi_{\mu_2}^{[12]}\rangle$ and $|\Phi_{\mu_2}^{[345]}\rangle$ are the Schmidt bases for the two parts as described by the tensors to the left and to the right of index μ_2 respectively.

in terms of local Hilbert spaces associated with the lattice sites, and nor does the global Hilbert space admit a tensor product structure as in e.g. Eq. (1) and Eq. (2). Instead a basis is introduced by means of a *fusion tree*, illustrated in Fig. 2 for a lattice of $L = 5$ anyons $\{a_i\}_{i=1}^5$. A fusion tree specifies a sequence of pairwise fusions of the L anyons (associated with the open edges of the tree) into a total anyon charge a_{tot} consistent with the *fusion rules* of the anyon model. The fusion rules are a set of constraints on the charge outcomes arising from the fusion of an anyon pair. If the charges $\{a_i\}$ associated with the lattice sites are fixed, an anyonic lattice still possesses non-local degrees of freedom which correspond to the set of possible charges $\{u_1, u_2, \dots, u_{L-1}\}$ that can appear on the internal edges of the fusion tree in arrangements consistent with the fusion rules.²⁰ The lack of a description in terms of local Hilbert spaces, and the subsequent necessity of a description in terms of a fusion tree, poses the key challenge in the direct simulation of anyonic systems.

On the other hand, an anyonic lattice of this sort can be described by an enlarged Hilbert space that is spanned by the tensor product basis $|u_1\rangle \otimes |u_2\rangle \otimes \dots \otimes |u_{L-1}\rangle$. This basis treats the intermediate charges $\{u_1, u_2, \dots, u_{L-1}\}$ as effective spin degrees of freedom, but will in general contain unphysical states which are non-compliant with the fusion rules and whose existence must be suppressed. This mapping has been employed in DMRG⁴ and Monte Carlo²¹ studies of certain $SU(2)_k$ anyon models. Direct simulation of anyon systems, without employing a mapping to spins, has also been performed using exact diagonalisation for up to 37 anyons.⁴ More recently, the Multi-scale Entanglement Renormalization Ansatz (MERA)^{22,23} has been adapted^{25,26} to the fusion tree description of anyons by using *charge-conserving* tensors that explicitly encode the fusion rules of the anyon model. This formalism offers a much broader avenue for simulation of anyonic lattice systems as it allows direct access to specific physical charge sectors in the Hilbert space for larger system sizes.

In this paper we describe how to adapt the MPS formalism to the fusion tree description of anyonic lattice

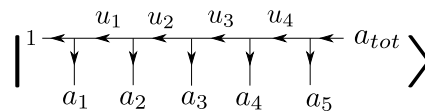


FIG. 2. Basis of a lattice system of $L = 5$ anyons $\{a_1, a_2, a_3, a_4, a_5\}$ labelled by means of a *fusion tree*. The latter corresponds to a sequence of pairwise fusing the anyons into a total anyon charge a_{tot} . We have attached a redundant vacuum charge at the left of the fusion tree for convenience. The degrees of freedom of the lattice correspond to sets of the $L - 1 = 4$ intermediate charges $\{u_1, u_2, u_3, u_4\}$ that are compatible with the fusion rules of the anyon model.

systems. The anyonic MPS corresponds to a tensor network which is connected in the same way as the MPS for spin systems [Fig. 1], but which is made of charge-conserving tensors. We also describe how to extend the TEBD algorithm to the anyonic MPS for the efficient simulation of time evolution under a local, anyonic charge-conserving Hamiltonian.

The key benefit of the anyonic MPS is that, by working directly in the fusion tree description of an anyonic system, it can be applied to study any anyon model given the description of that model in terms of the following parameters (see Appendix B):

1. The set of allowed anyon types or topological charges a, b, c, \dots
2. The *quantum dimension* d_a associated with each charge a , analogous to the dimension of a representation in group theory.
3. The fusion rules of the anyon model, encoded in the 3-index tensor N_{ab}^c , where N_{ab}^c is the number of copies of charge c appearing in the fusion product ab .
4. The three-index tensor R_c^{ab} which describes the braiding of two anyons.
5. The 6-index tensor $(F_d^{abc})_{ef}$, which relates different ways to fuse together three anyons via a relationship known as an F -move.

In this paper, we will assume that all of these data are available for the anyon model of interest. For example, our method can be used to simulate anyons models with quantum symmetry $SU(2)_k$. In order to benchmark the anyonic TEBD algorithm we study first the ground state of an infinite chain of Ising anyons [described by $SU(2)_2$] and of Fibonacci anyons [described by $SU(2)_3$] subject to antiferromagnetic interaction. Both these models are critical and well studied.^{4,21,25,26} We then study the real time dynamics of an anyonic Hubbard-type model,²⁷⁻²⁹ and demonstrate that the transport behaviour depends on the presence or absence of topological disorder which our method can accommodate in a straightforward manner.

The rest of the paper is organized as follows. Section II introduces the Schmidt decomposition and matrix product decomposition of pure anyonic states and outlines the generalization of TEBD algorithm to the anyonic MPS. Section III contains the numerical results. Appendix A recapitulates the derivation of the standard Schmidt decomposition for spin systems. The derivation of the anyonic Schmidt decomposition presented in Sec. II A follows the same sequence of steps described in Appendix A but adapts each step to the anyonic setting. The basic terminology and graphical notation pertaining to anyon models as used in this paper is summarised in Appendix B. Appendix C describes the step-by-step implementation of the anyonic TEBD algorithm. Appendix D describes some straightforward generalizations of the anyonic MPS formalism presented in this paper, and also its specialization to study systems with conserved symmetry charges.

A. Notation convention and assumptions

In this paper, we essentially follow the graphical notation for anyon models described in Refs. 30 and 31. However, we find it convenient to rotate the graphical representation of fusion trees in Ref. 30 counterclockwise to mimic the graphical representation of the MPS [Fig. 1]. Exploiting the fact that for any anyonic model there necessarily exists a vacuum charge with trivial fusion rules, we sometimes attach this charge to the left of the fusion tree for convenience, as in Fig. 2. When we do so for a fusion tree of L anyons the number of intermediate charges (those appearing on the internal edges) in the fusion tree is $L - 1$, whereas there would be only $L - 2$ intermediate charges if we did not introduce the trivial vacuum charge.

For the purpose of clearer demonstration, we have made certain simplifying assumptions in this paper. First, we assume that the total fusion charge $[a_{\text{tot}}$ in Fig. 2] assumes only one value (this condition arises naturally when describing a pure state). Second, we assume that each site of the anyonic lattice is described purely by a charge label from the anyon model, with no additional degeneracies or auxiliary degrees of freedom. Third, we restrict to *multiplicity-free* anyon models where the components N_{ab}^c [Eq. (B1) in Appendix B] only take values 0 or 1. Appendix D describes how the formalism can be generalized in a straightforward way to relax the latter two of these three assumptions.

Finally, although it is common practice to consider only anyonic states with $a_{\text{tot}} = 1$ [Fig. 2], we do not assume any particular value of a_{tot} throughout the paper except in the construction of the anyonic Schmidt decomposition presented in Sec. II A (where we set $a_{\text{tot}} = 1$ for convenience) and in Sec. III which presents the numerical results. Our methodology may therefore readily be applied to systems with non-trivial total charge.

II. ANYONIC MATRIX PRODUCT STATES

Consider a one dimensional lattice \mathcal{L} made of L sites that are fixed on a line and populated by anyons $\{a_1, a_2, \dots, a_L\}$. Denote by $\mathbb{V}^{(\mathcal{L})}$ the Hilbert space that describes lattice \mathcal{L} . A basis is introduced in $\mathbb{V}^{(\mathcal{L})}$ by means of a fusion tree (illustrated in Fig. 2). We may also denote a fusion tree basis by explicitly listing the sequence of fusions in the tree; for example, we may denote the basis depicted in Fig. 2 as

$$|1a_1 \rightarrow u_1, u_1a_2 \rightarrow u_2, \dots, u_4a_5 \rightarrow a_{\text{tot}}\rangle.$$

In this paper we are interested in states $|\Psi\rangle$ that have a well defined total charge a_{tot} . State $|\Psi\rangle$ can be expanded as

$$|\Psi\rangle = \sum \Psi_{\{a_i\}\{u_j\}} |1a_1 \rightarrow u_1, u_1a_2 \rightarrow u_2, \dots, u_{L-1}a_L \rightarrow a_{\text{tot}}\rangle, \quad (4)$$

where $\Psi_{\{a_i\}\{u_j\}}$ are complex coefficients and the sum is over all sets of *compatible* charges $\{a_i\}_{i=1}^L$ and $\{u_j\}_{j=1}^{L-1}$, namely, sets of charges resulting in a valid fusion tree.

The space $\mathbb{V}^{(\mathcal{L})}$ decomposes as

$$\mathbb{V}^{(\mathcal{L})} \cong \bigoplus_{a_{\text{tot}}} \mathbb{V}_{a_{\text{tot}}}^{(\mathcal{L})}, \quad (5)$$

where $\mathbb{V}_{a_{\text{tot}}}^{(\mathcal{L})}$ is a subspace of states in $\mathbb{V}^{(\mathcal{L})}$ that have a well defined total charge a_{tot} . The dimension of subspace $\mathbb{V}_{a_{\text{tot}}}^{(\mathcal{L})}$ is equal to the number of ways $n_{a_{\text{tot}}}$ in which the total charge a_{tot} can be obtained by fusing together the L anyons. We also refer to $n_{a_{\text{tot}}}$ as the *degeneracy* of total charge a_{tot} in the decomposition of Eq. (5).

State $|\Psi\rangle$ can be expanded as

$$|\Psi\rangle = \sum_{a_{\text{tot}}} \sum_{t_{a_{\text{tot}}}} \Psi_{a_{\text{tot}}t_{a_{\text{tot}}}} |a_{\text{tot}}t_{a_{\text{tot}}}\rangle, \quad (6)$$

in accordance with Eq. (5). Here $|a_{\text{tot}}t_{a_{\text{tot}}}\rangle$ denotes an orthonormal basis in the subspace $\mathbb{V}_{a_{\text{tot}}}^{(\mathcal{L})}$ such that $t_{a_{\text{tot}}} = 1, 2, \dots, n_{a_{\text{tot}}}$, the *degeneracy index* of charge a_{tot} , enumerates the different labellings of the fusion tree that are compatible with the given value of charge a_{tot} .

A. Anyonic bipartite decomposition

In this subsection we describe generic bipartite decompositions and the Schmidt decomposition of an anyonic state $|\Psi\rangle$. The Schmidt decomposition plays an instrumental role in constructing the matrix product decomposition of $|\Psi\rangle$. The reader interested mostly in the definition of the anyonic MPS and the implementation of the anyonic TEBD algorithm may skip the following technical discussion and proceed directly to Sec. II B.

Consider a bipartition of \mathcal{L} into sublattices \mathcal{A} and \mathcal{B} that consist of anyons $\{a_1, a_2, \dots, a_i\}$ and $\{a_{i+1}, a_{i+2}, \dots, a_L\}$ respectively. Denote by $\mathbb{V}^{(\mathcal{A})}$ and

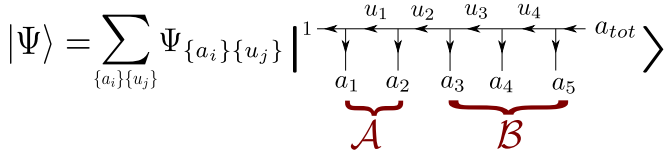


FIG. 3. A generic state $|\Psi\rangle$ of a lattice \mathcal{L} made of $L = 5$ anyons $\{a_1, a_2, \dots, a_5\}$ with total charge a_{tot} as expanded in the fusion tree basis depicted in Fig. 2. The sum is over only those sets of charges $\{a_i\}$ and $\{u_j\}$ that appear on the fusion tree. Also indicated is a bipartition of \mathcal{L} into parts $\mathcal{A} : \{a_1, a_2\}$ and $\mathcal{B} : \{a_3, a_4, a_5\}$.

$\mathbb{V}^{(\mathcal{B})}$ the vector spaces that describe \mathcal{A} and \mathcal{B} respectively. We have

$$\mathbb{V}^{(\mathcal{A})} \cong \bigoplus_a \mathbb{V}_a^{(\mathcal{A})}, \quad \mathbb{V}^{(\mathcal{B})} \cong \bigoplus_b \mathbb{V}_b^{(\mathcal{B})}, \quad (7)$$

where $\mathbb{V}_a^{(\mathcal{A})}$ and $\mathbb{V}_b^{(\mathcal{B})}$ are the degeneracy spaces [Eq. (5)] of total charges a and b for sublattices \mathcal{A} and \mathcal{B} respectively. The total space $\mathbb{V}^{(\mathcal{L})}$ is the tensor product of $\mathbb{V}^{(\mathcal{A})}$ and $\mathbb{V}^{(\mathcal{B})}$, and decomposes according to

$$\mathbb{V}_{a_{\text{tot}}}^{(\mathcal{L})} \cong \bigoplus_{a,b: N_{ab}^{a_{\text{tot}}}=1} \left(\mathbb{V}_a^{(\mathcal{A})} \otimes \mathbb{V}_b^{(\mathcal{B})} \right), \quad (8)$$

where $\mathbb{V}_{a_{\text{tot}}}^{(\mathcal{L})}$ is the degeneracy space of total charge a_{tot} in Eq. (5) and the direct sum is over charges a and b that are compatible with a_{tot} according to the fusion rules, that is, the set of charges $\{a, b\}$ which satisfy $N_{ab}^{a_{\text{tot}}} = 1$. Here N is the 3-index tensor that encodes the fusion rules of the anyon model, defined according to Eq. (B1) in Appendix B. Note that, in general, there may be several (a, b) that contribute to the degeneracy of total charge a_{tot} in the decomposition (8).

Notice how the introduction of degeneracy spaces allows for a decomposition of the anyonic Hilbert space $\mathbb{V}^{(\mathcal{L})}$ as a direct sum of tensor product spaces [Eq. (8)]. In the remainder of this section, we describe how this decomposition can be exploited to construct a bipartite decomposition and the matrix product decomposition of the anyonic state $|\Psi\rangle$ in Eqs. (4) and (6).

Let $|at_a\rangle$ and $|bt_b\rangle$ denote an orthonormal basis in \mathcal{A} and \mathcal{B} respectively. Then in accordance with the decomposition (8), we can choose an basis $|a_{\text{tot}}t_{a_{\text{tot}}}\rangle$ [Eq. (6)] in the total space $\mathbb{V}^{(\mathcal{L})}$ that factorizes as

$$|a_{\text{tot}}t_{a_{\text{tot}}}\rangle \equiv |at_a\rangle \otimes |bt_b\rangle \otimes |ab \rightarrow a_{\text{tot}}\rangle, \quad (9)$$

where $|ab \rightarrow a_{\text{tot}}\rangle$ enforces that charges a and b fuse to total charge a_{tot} . A generic bipartite decomposition of state $|\Psi\rangle$ according to bipartition $\mathcal{A} : \mathcal{B}$, illustrated in Fig. 4, reads as

$$|\Psi\rangle = \sum_{at_a} \sum_{bt_b} \Psi_{at_a, bt_b} |at_a\rangle \otimes |bt_b\rangle \otimes |ab \rightarrow a_{\text{tot}}\rangle. \quad (10)$$

Next, we introduce the Schmidt decomposition of $|\Psi\rangle$ according to the bipartition $\mathcal{A} : \mathcal{B}$. Our derivation of

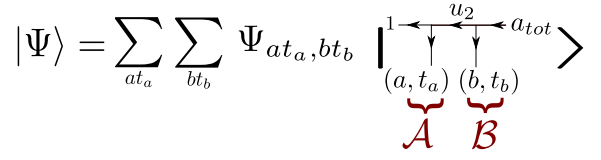


FIG. 4. A bipartite description of state $|\Psi\rangle$ that is depicted in Fig. 3 in terms of an effective description (a, t_a) and (b, t_b) of parts \mathcal{A} and \mathcal{B} respectively. Charges a and b are obtained with degeneracies t_a and t_b by fusing together charges $\{a_1, a_2\}$ and $\{a_3, a_4, a_5\}$ respectively, and can in general take several values. The sum is over charges (and their degeneracies) that satisfy the fusion rules: $N_{1a}^{u_2} = 1$ (which implies that charge a is equal to charge u_2) and $N_{u_2b}^{a_{\text{tot}}} = 1$.

the anyonic Schmidt decomposition follows the same sequence of steps involved in the standard derivation of the Schmidt decomposition for spins systems, which is recapitulated in Appendix A. We refer the reader to Appendix A as an aid to understanding the following derivation.

Without loss of generality,³² we now specialize to trivial total charge ($a_{\text{tot}} = 1$) for simplicity. Components Ψ_{at_a, bt_b} in Eq. (10) can be organized as a matrix Ψ where the paired indices a, t_a and b, t_b label the rows and columns respectively. Since $a_{\text{tot}} = 1$, the fusion rules $N_{ab}^{a_{\text{tot}}} = 1$ imply that charge b is the *dual* of charge a (denoted as $b = a^*$) and therefore matrix Ψ is block diagonal as

$$\Psi = \bigoplus_{a,b: N_{ab}^1=1} \Psi_{ab}, \quad (11)$$

where Ψ_{ab} is a matrix block with components $(\Psi_{ab})_{t_a t_b}$. Notice that we now denote the components of Ψ as $(\Psi_{ab})_{t_a t_b}$ instead of Ψ_{at_a, bt_b} to explicitly indicate the block structure (11).

Consider the singular value decomposition of block Ψ_{ab} of Eq. (11),

$$\Psi_{ab} = \Gamma_{au}^{[\mathcal{A}]} \lambda_u \Gamma_{ub}^{[\mathcal{B}]}, \quad (12)$$

or in terms of components (see Fig. 5)

$$(\Psi_{ab})_{t_a t_b} = \sum_{t_u} (\Gamma_{au}^{[\mathcal{A}]})_{t_a t_u} (\lambda_u)_{t_u} (\Gamma_{ub}^{[\mathcal{B}]})_{t_u t_b}. \quad (13)$$

where $\Gamma_{au}^{[\mathcal{A}]}$ and $\Gamma_{ub}^{[\mathcal{B}]}$ are unitary matrices,

$$\Gamma_{au}^{[\mathcal{A}]} (\Gamma_{au}^{[\mathcal{A}]})^\dagger = \Gamma_{ub}^{[\mathcal{B}]} (\Gamma_{ub}^{[\mathcal{B}]})^\dagger = \mathbb{I}. \quad (14)$$

and λ_u is a diagonal matrix with non-negative diagonal entries, $(\lambda_u)_{t_u} \geq 0$. The charges a, u and b satisfy the fusion rules:

$$N_{1a}^u = 1, \quad N_{ub}^1 = 1. \quad (15)$$

The fusion rule $N_{1a}^u = 1$ simply implies that $a = u$, but we have introduced a new label u to clearly distinguish

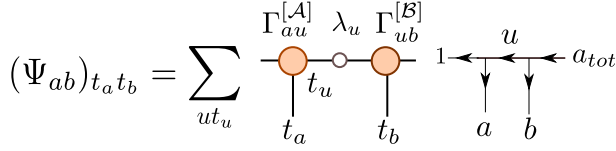


FIG. 5. Canonical bipartite decomposition of an anyonic state $|\Psi\rangle$ with definite charge a_{tot} . The coefficients $(\Psi_{ab})_{t_a t_b}$ in Eq. (10) are encoded in *degeneracy tensors* $\Gamma_{au}^{[A]}$, λ_u and $\Gamma_{ub}^{[B]}$ with components $(\Gamma_{au}^{[A]})_{t_a t_u}$, $(\lambda_u)_{t_u}$, and $(\Gamma_{ub}^{[B]})_{t_u t_b}$ respectively by means of the singular value decomposition (12). Charges a, b and u fulfill the fusion rules (15) that are depicted here by the fusion tree.

the corresponding degeneracy indices t_a and t_u , which are independent of each other in the following discussion. The fusion rule $N_{ub}^1 = 1$ implies that $b = u^*$. Therefore, charges a and b can be uniquely determined if u is specified.

The SVD of the total matrix Ψ is (see Fig. 6)

$$\Psi = \Gamma^{[A]} \lambda \Gamma^{[B]}, \quad (16)$$

where matrices $\Gamma^{[A]}$, λ and $\Gamma^{[B]}$ are block diagonal,

$$\Gamma^{[A]} = \bigoplus_{au: N_{1a}^u=1} (\Gamma_{au}^{[A]}), \quad \lambda = \bigoplus_u \lambda_u, \quad \Gamma^{[B]} = \bigoplus_{ub: N_{ub}^1=1} (\Gamma_{ub}^{[B]}), \quad (17)$$

with the blocks $\Gamma_{au}^{[A]}$, λ_u and $\Gamma_{ub}^{[B]}$ obtained according to Eq. (12). We also say that matrices $\Gamma^{[A]}$, λ and $\Gamma^{[B]}$ which have a block structure compatible with the fusion rules are *charge-conserving*, meaning that they transform a state with given anyonic charge to a state with the same charge.

Using Eq. (13) in Eq. (10) and summing over t_a and t_b we obtain

$$|\Psi\rangle = \sum_u \sum_{t_u} (\lambda_u)_{t_u} |\Phi_{ut_u}^{[A]}\rangle \otimes |\Phi_{u^* t_u^*}^{[B]}\rangle \otimes |uu^* \rightarrow 1\rangle, \quad (18)$$

where we have replaced $a = u$ and $b = u^*$ using (15) and defined the orthonormal vectors

$$\begin{aligned} |\Phi_{ut_u}^{[A]}\rangle &= \sum_{t_a} (\Gamma_{au}^{[A]})_{t_a t_u} |at_a\rangle, \\ |\Phi_{u^* t_u^*}^{[B]}\rangle &= \sum_{t_b} (\Gamma_{ub}^{[B]})_{t_u t_b} |bt_b\rangle. \end{aligned} \quad (19)$$

We write Eq. (18) more succinctly by introducing the paired index $\mu = (u, t_u)$ and its dual $\mu^* = (u^*, t_{u^*})$,

$$|\Psi\rangle = \sum_{\mu} \lambda_{\mu} |\Phi_{\mu}^{[A]}\rangle \otimes |\Phi_{\mu^*}^{[B]}\rangle \otimes |\mu\mu^* \rightarrow 1\rangle \quad (20)$$

with concise graphical representation given in Fig. 6. Equation (20) is the anyonic Schmidt decomposition. The similarity between Eq. (20) and Eq. (2) is apparent, however note the additional features present in Eq. (20)

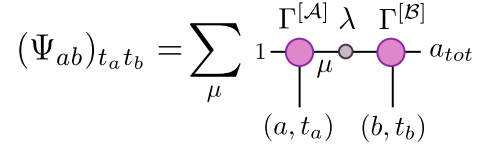


FIG. 6. A compact graphical representation of the canonical bipartite decomposition of Fig. 5 in terms of *charge-conserving* tensors $\Gamma^{[A]}$, λ , and $\Gamma^{[B]}$, which decompose in terms of degeneracy tensors $\Gamma_{au}^{[A]}$, λ_u , and $\Gamma_{ub}^{[B]}$ respectively according to Eq. (17).

owing to the anyonic constraints on the bipartite decomposition (8): (i) index μ that labels the Schmidt bases in the spaces $\mathbb{V}^{(A)}$ and $\mathbb{V}^{(B)}$ is a charge-degeneracy pair [in accordance with (7)], and (ii) a fusion vertex $|\mu\mu^* \rightarrow 1\rangle$ appears to constrain the total charge of the bipartite anyonic state $|\Psi\rangle$ to $a_{\text{tot}} = 1$.

The norm of state $|\Psi\rangle$ is given as

$$\langle\Psi|\Psi\rangle = \sum_u d_u \left[\sum_{t_u} (\lambda_u)_{t_u}^2 \right]. \quad (21)$$

The anyonic Schmidt decomposition is a useful tool to probe bipartite entanglement in an anyonic state $|\Psi\rangle$.^{33,34} In analogy with spin or bosonic systems (see Appendix A), we define the Von Neumann entanglement entropy $S(\mathcal{A} : \mathcal{B})$ of parts \mathcal{A} and \mathcal{B} of a pure anyonic state $|\Psi\rangle$ as

$$S(\mathcal{A} : \mathcal{B}) = - \sum_u d_u \left[\sum_{t_u} (\lambda_u)_{t_u}^2 \log(\lambda_u)_{t_u}^2 \right], \quad (22)$$

where d_u is the quantum dimension of charge u .

B. Anyonic matrix product decomposition

More generally, components $\Psi_{\{a_i\}\{u_j\}}$ in Eq. (4) can be encoded as a *Matrix Product State* [see Fig. 7(i)]; that is,

$$\Psi_{\{a_i\}\{u_j\}} = \sum_{\{t_{u_j}\}} \Gamma_{1a_1}^{[1]\mu_1} \lambda_{\mu_1}^{[1]} \Gamma_{\mu_1 a_2}^{[2]\mu_2} \lambda_{\mu_2}^{[2]} \cdots \lambda_{\mu_{L-1}}^{[L-1]} \Gamma_{\mu_{L-1} a_L}^{[L]}. \quad (23)$$

Here index μ_i is a charge-degeneracy pair $\mu_i = (u_i, t_{u_i})$, $\lambda^{[i]}$ is the diagonal matrix that appears in the anyonic Schmidt decomposition according to the bipartition $[1 \dots i] : [i+1 \dots L]$ and tensors $\Gamma^{[i]}$ relate the Schmidt basis for consecutive bipartitions as

$$\begin{aligned} |(\Phi_u^{[i \dots L]})_{t_u}\rangle \\ = (\Gamma_{ua_i}^{[i]u'})_{t_u t_{u'}} (\lambda_{u'}^{[i]})_{t_{u'}} |(\Phi_{u'}^{[i+1 \dots L]})_{t_{u'}}\rangle \otimes |ua_i \rightarrow u'\rangle. \end{aligned} \quad (24)$$

Analogous to Eq. (17), tensors λ and Γ can be decomposed into *degeneracy* and *fusion* parts in accordance

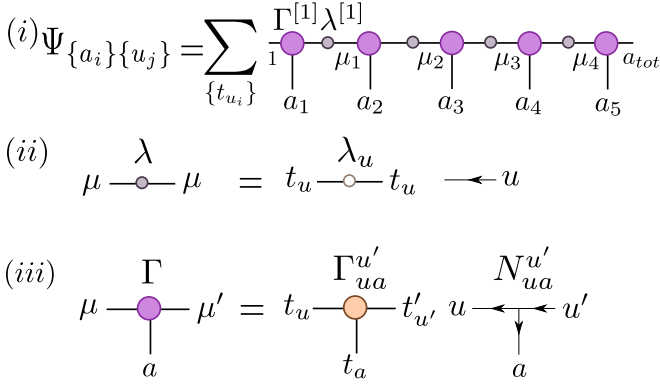


FIG. 7. (i) Matrix product decomposition of state $|\Psi\rangle$ of 5 anyons. The coefficients $\Psi_{\{a_i\}\{u_j\}}$ in Eq. (4) are encoded in anyonic charge-conserving tensors $\Gamma^{[i]}$ and $\lambda^{[i]}$. (ii) For a fixed charge u , each diagonal matrix λ decomposes into diagonal degeneracy matrix λ_u and the fusion tensor N_{u1}^u (we have suppressed the vacuum label in the figure). (iii) For fixed charges a, u and u' , each tensor Γ decomposes into a degeneracy tensor $\Gamma_{ua}^{u'}$ and a fusion tensor $N_{ua}^{u'}$. See Eq. (25). Note that the canonical bipartite decomposition of Fig. 6 may be regarded as a 2-site matrix product decomposition of $|\Psi\rangle$.

with the fusion rules as [see Fig. 7(ii)-(iii)]

$$\lambda = \bigoplus_u (\lambda_u \otimes N_{u1}^u), \quad \Gamma = \bigoplus_{\{a,u,u'\}} (\Gamma_{ua}^{u'} \otimes N_{ua}^{u'}), \quad (25)$$

where λ_u is a diagonal *degeneracy matrix* with diagonal entries $(\lambda_u)_{t_u} \geq 0$ and $\Gamma_{ua}^{u'}$ is a *degeneracy tensor* with components $(\Gamma_{ua}^{u'})_{t_a t_u}^{t'_{u'}}$. The decompositions (25) imply that λ and Γ correspond to linear maps that conserve anyonic charge.

We refer to the decomposition Eq. (23) in terms of charge-conserving tensors as *the anyonic MPS*. By working with a fusion tree that mimics the tensor network structure of the MPS, manifesting as the visual similarity between Fig. 7 and Fig. 2, we obtain a direct correspondence between the fusion tree description and the MPS description of an anyonic state. First, the physical indices of the MPS are labelled by the anyons $\{a_i\}_{i=1}^L$ and bond indices are labelled by the charges $\{u_i\}_{i=1}^{L-1}$ that appear on the internal edges of the fusion tree. Second, for fixed values of charges u_i on the bond indices we can decompose each charge-conserving tensor into degeneracy and fusion parts; then the entire anyonic MPS decomposes as a linear superposition of fusion trees – one for each set of compatible charges $\{a_i\}_{i=1}^L$ and $\{u_i\}_{i=1}^{L-1}$ – where each coefficient $\Psi_{\{a_i\}\{u_j\}}$ in the superposition is decomposed into a product of degeneracy tensors.

Next, we explain how the TEBD algorithm is adapted to the anyonic MPS by ensuring that the fusion constraints encoded in the MPS tensors are preserved during time evolution.

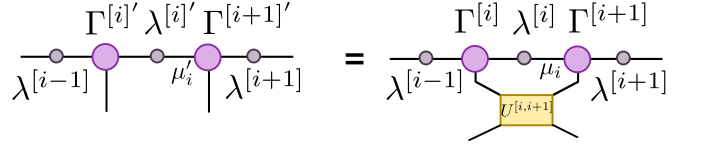


FIG. 8. Main step of the TEBD algorithm. Tensors $\Gamma^{[i]}$, $\lambda^{[i]}$ and $\Gamma^{[i+1]}$ are locally updated after absorbing the charge-conserving time-evolution gate $U^{[i,i+1]}$.

C. Simulation of time evolution

In this section we describe how to simulate the time evolution of an anyonic matrix product state $|\Psi(0)\rangle$,

$$|\Psi(t)\rangle = U(t)|\Psi(0)\rangle, \quad U(t) = e^{-iHt} \quad (26)$$

where $H : \mathbb{V}(\mathcal{L}) \rightarrow \mathbb{V}(\mathcal{L})$ is a *local* and *charge-conserving* Hamiltonian. Here *local* implies that H is a sum of finite range interactions, for example,

$$H = \sum_i h^{[i,i+1]}, \quad (27)$$

and *charge-conserving* implies that each nearest neighbour term $h^{[i,i+1]}$ is block diagonal in the fusion space $\mathbb{V}^{[i,i+1]}$ of anyons a_i and a_{i+1} , that is,

$$\mathbb{V}^{[i,i+1]} = \bigoplus_{p: N_{a_i, a_{i+1}}^p = 1} \mathbb{V}_p^{[i,i+1]}, \quad h^{[i,i+1]} = \bigoplus_p h_p^{[i,i+1]}, \quad (28)$$

where p is the charge obtained by fusing a_i and a_{i+1} .

Following Ref. 13 we perform a Trotter decomposition of $U(t)$ in Eq. (26) over a sequence of small time steps $\delta t = t/n$, $n \gg 1$,

$$U(t) \approx \left[\prod_{i \in \text{even}} U^{[i,i+1]}(\delta t) \prod_{i \in \text{odd}} U^{[i,i+1]}(\delta t) \right]^n + O(\delta t^2). \quad (29)$$

Each 2-site gate $U^{[i,i+1]}(\delta t)$ decomposes as per Eq. (28):

$$U^{[i,i+1]}(\delta t) = \bigoplus_p U_p^{[i,i+1]}. \quad (30)$$

The main step of the (anyonic) TEBD algorithm is to update the MPS after applying a 2-site gate $U^{[i,i+1]}(\delta t)$, as depicted formally in Fig. 8. As explained in Ref. 13 for a non-anyonic MPS, this update comprises of certain tensor contractions and a matrix singular value decomposition. For the anyonic MPS the goal is to ensure that the updated tensors $\Gamma^{[i]'}$, $\lambda^{[i]'}$ and $\Gamma^{[i+1]'}$ are charge-conserving, having a block structure that is compatible with the fusion rules. This is achieved by decomposing the anyonic MPS tensors into degeneracy and fusion parts according to Eq. (25). The step by step details of how to enact the update of Fig. 8 for the anyonic MPS is explained in Appendix C.

In practical simulations, a truncation is made after the singular value decomposition step of the update by retaining only a fixed number χ of singular values $\lambda^{[i]'}$. During this truncation the index μ_i is replaced by an index μ'_i where the degeneracies $t'_{u'_i}$ of the charges u'_i in μ'_i are chosen such that the norm (21) of the updated MPS $|\Psi\rangle$ is maximized, subject to the limitation imposed by the value of χ :

$$\langle\Psi|\Psi\rangle = \sum_{u'_i} d_{u'_i} \left[\sum_{t'_{u'_i}} (\lambda_{u'_i}^{[i]'})^2 \right], \quad \sum_{u'_i} |t'_{u'_i}| = \chi. \quad (31)$$

The degeneracy of a given charge in μ'_i need not therefore coincide with the degeneracy of the equivalent charge in μ_i .

Let us denote by $n_{max} = \max\{|t'_{u'_i}|\}_{u'_i}$ the maximum degeneracy associated with any charge u'_i that appears on the bond indices of the anyonic MPS. When the amount of entanglement in the ground state $|\Psi\rangle$ of H is limited, namely, when n_{max} is bounded and does not scale with system size L , the anyonic MPS allows for an extremely efficient description of $|\Psi\rangle$ in terms of approximately $O(Ln_{max}^2)$ coefficients. The maximum degeneracy n_{max} also controls the computational CPU cost incurred by the anyonic TEBD algorithm: the CPU cost scales approximately as $O(n_{max}^3)$, being dominated by the cost of the singular value decomposition step of the algorithm.

III. BENCHMARK RESULTS

To demonstrate the effectiveness of the algorithm, we applied it to the study of two different types of interacting (quasi-) one-dimensional models of interacting anyons.

A. Infinite chain of anyons with antiferromagnetic interactions

We considered an infinite chain of anyons a_i with a nearest neighbour antiferromagnetic interaction. That is, for the nearest neighbour fusion process

$$a_i \times a_{i+1} \longrightarrow p, \quad (32)$$

the Hamiltonian favours fusion to the vacuum, $p = 1$. We studied two different anyon models: Ising anyons and Fibonacci anyons (see Sec. B 4). For the Ising anyon model, a σ anyon is placed at each site i , that is, $a_i = \sigma$. Two neighbouring anyons $a_i = \sigma$ and $a_{i+1} = \sigma$ may fuse to the vacuum $p = 1$ or to $p = \psi$. The 2-site Hamiltonian $h^{[i,i+1]}$ (27) is given by two 1×1 matrices acting on the two sectors of the fusion space,

$$h_{p=1}^{[i,i+1]} = (-1), \quad h_{p=\psi}^{[i,i+1]} = (0). \quad (33)$$

Ising anyons			Fibonacci anyons		
	charges	degeneracy		charges	degeneracy
even	1	100	even	1	76
	ψ	100		τ	124
odd	σ	200	odd	1	76
				τ	124

TABLE I. Charges c with degeneracies $|t_c|$ that contribute to the even and odd bipartitions³⁷ of the ground state approximated with the constraint $\chi = 200$ in Eq. (C9).

bond dimension (χ)	Ising anyons	Fibonacci anyons
50	-0.81830988[4]	-0.76393[1]
200	-0.818309886[0]	-0.76393202[1]
∞ (exact) ²¹	-0.81830988618	-0.7639320225

TABLE II. Energy per site of an infinite antiferromagnetic chain of Ising anyons and Fibonacci anyons obtained using an anyonic MPS with bond dimensions $\chi = 50, 200, [\cdot]$ indicates the first significant digit that differs from the exact energy. The exact energies are listed only upto 10 significant digits.

Similarly, for the Fibonacci anyon model a τ anyon is placed at each site. Two neighbouring τ anyons may fuse either to the vacuum $p = 1$ or to $p = \tau$, and the 2-site Hamiltonian is given by

$$h_{p=1}^{[i,i+1]} = (-1), \quad h_{p=\tau}^{[i,i+1]} = (0). \quad (34)$$

The Hamiltonians (33–34) can be mapped onto spin-1/2 XXZ chains with a quantum group $SU(2)_k$ symmetry with $k = 2$ for the Ising model and $k = 3$ for the Fibonacci model,³⁵ and this symmetry is made manifest in the XXZ model by the addition of non-Hermitian terms on the boundaries.³⁶ In the thermodynamic limit the systems are described by $(k - 1)$ -th minimal models of conformal field theory (CFT), and the ground states of the Hamiltonians (33–34) are described by the Ising CFT (with central charge equal to 1/2) and Tricritical Ising CFT (with central charge equal to 7/10) respectively. Both models have been studied previously using DMRG^{4,24} and valence bond Monte Carlo.²¹ The Fibonacci model (34) has also been studied using the anyonic MERA.^{25,26}

We used the anyonic TEBD algorithm to approximate the ground state $|\Psi_{gs}\rangle$ of the two models by means of imaginary time evolution,

$$|\Psi_{gs}\rangle = \lim_{t \rightarrow \infty} e^{-Ht} |\Psi(0)\rangle, \quad (35)$$

and imposed the constraint $\chi \leq 200$ in Eq. (31). Table I lists the charges c with degeneracies $|t_c|$ that contribute to the even and odd bipartitions of the resulting state with the constraint $\chi = 200$.³⁷

We obtained an accurate approximation of the ground state energy per site,³⁸ as listed in Table II. In Fig. 9 we plot the 2-point correlator $C_2(r)$ of the energy density

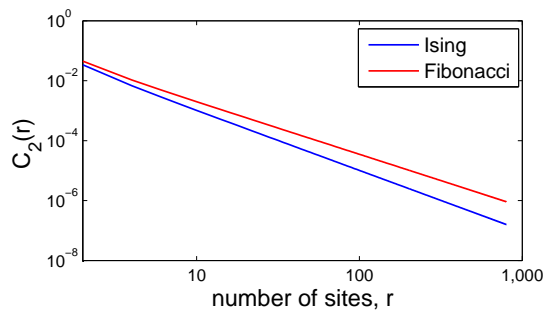


FIG. 9. Two point correlator $C_2(r)$, Eq. (36), between sites i and $i+r$ ($r = 2\ell$, $\ell = 1, 2, \dots$) of the energy density $h^{[i, i+1]}$ of the ground state of the infinite antiferromagnetic chain of Ising anyons and Fibonacci anyons, approximated by means of an anyonic MPS with $\chi = 200$.

$h^{[i, i+1]}$ [Eqs. (33)-(34)] for the ground state $|\Psi_{gs}\rangle$,

$$C_2(r) = \langle h^{[i, i+1]} h^{[i+r, i+r+1]} \rangle - \langle h^{[i, i+1]} \rangle \langle h^{[i+r, i+r+1]} \rangle. \quad (36)$$

The expected polynomial decay $C_2(r) \propto 1/r^x$ is reproduced with exponents $x^{\text{Ising}} \approx 2.000$ and $x^{\text{Fib}} \approx 1.762$. These exponents are compared with results from conformal field theory. In a CFT, 2-point correlators of a primary field $\phi_{h, \bar{h}}$ with conformal dimensions (h, \bar{h}) decay as

$$\langle \phi_{h, \bar{h}}(z, \bar{z}), \phi_{h, \bar{h}}(0, 0) \rangle = z^{-2h} \bar{z}^{-2\bar{h}}, \quad (37)$$

where z is the complex space-time coordinate and \bar{z} is the conjugate of z (treated as an independent coordinate). The exponents $x^{\text{Ising}} \approx 2.000$ and $x^{\text{Fib}} \approx 1.762$ are consistent with the correlator (36) receiving dominant contribution from the energy density field ϵ ($h = \bar{h} = \frac{1}{2}$) of the Ising CFT, which predicts $x = 2$, and from the spin field σ ($h = \bar{h} = \frac{7}{16}$) of the Tricritical Ising CFT, which predicts $x = 1.75$.

In Fig. 10 we plot the entanglement entropy

$$S(r) = -\text{Tr}[\rho_r \log(\rho_r)], \quad (38)$$

of a block of r anyons in the ground state $|\Psi_{gs}\rangle$, described by the reduced density matrix ρ_r . The expected logarithmic scaling $S(r) = (c/3) \log(r)$ for critical ground states is reproduced, and the central charges are approximated as $c^{\text{Ising}} \approx 0.5000$ [1] and $c^{\text{Fib}} \approx 0.70$ [1], in excellent agreement with the theoretical results of $1/2$ and $7/10$ respectively.

B. Anyonic Hubbard model

We have also studied the dynamics of an anyonic Hubbard-like model. This model describes the hopping of mobile anyons on sites of a ladder with two horizontal legs, around islands which are occupied by pinned anyons (see Fig. 11). The ladder is the minimal geometry which

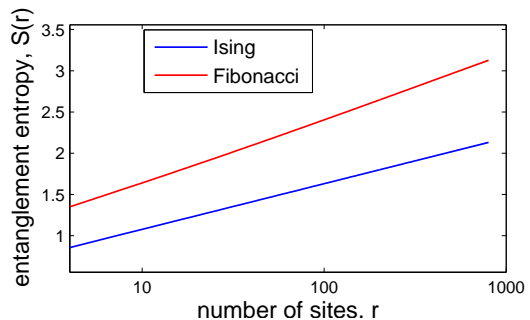


FIG. 10. Scaling of entanglement entropy $S(r)$, Eq. (38), of a block of $r = 2\ell$ ($\ell = 1, 2, \dots$) sites for the ground state of the infinite antiferromagnetic chain of Ising anyons and Fibonacci anyons, approximated by means of an anyonic MPS with $\chi = 200$.

can accommodate interactions between anyons mediated purely via braiding, allowing mobile anyons on the ladder to braid around the pinned anyons. We consider a possibly non-translationally invariant (disordered) filling but restrict to the case of one mobile anyon hopping on the ladder.³⁹

For a ladder made of L sites, indexed by integer position i , the system can be described by a Hilbert space

$$\mathbb{V}_{\text{fusion}} \otimes (\mathbb{C}^3)^{\otimes L}, \quad (39)$$

where $\mathbb{V}_{\text{fusion}}$ is the fusion space of the pinned anyons plus the mobile anyon, and the L qutrits $|c_i\rangle$ ($c \in \{0, 1, 2\}$) encode the position of the mobile anyon on the ladder: $|0_i\rangle$ corresponds to the absence of the mobile anyon on site i , $|1_i\rangle$ corresponds to the presence of the mobile anyon on the lower leg at site i and $|2_i\rangle$ corresponds to the presence of the mobile anyon on the upper leg at site i .

The Hamiltonian is the sum of terms mediating hopping along the length of the ladder and terms mediating tunnelling between the upper and lower legs of the ladder,

$$H = H_{\text{hop}} + H_{\text{tun}}, \quad (40)$$

where

$$H_{\text{hop}} = J \sum_{i=1}^{L-1} (T_i^+ b_i^p P_1 + T_{i+1}^- b_i^s P_2) + \text{h.c.}, \quad J \in \mathbb{R}, \quad (41)$$

$$H_{\text{tun}} = \mathbb{I}_{\text{fusion}} \otimes \sum_i (\kappa |2_i\rangle \langle 1_i| + \kappa^* |1_i\rangle \langle 2_i|), \quad \kappa \in \mathbb{C}. \quad (42)$$

($\mathbb{I}_{\text{fusion}}$ is the Identity on the fusion space of the anyons.) Here T_i^\pm are translation operators between sites i and $i \pm 1$,

$$T_i^\pm = \mathbb{I}_{\text{fusion}} \otimes (|1_{i\pm 1}\rangle \langle 1_i| + |2_{i\pm 1}\rangle \langle 2_i|). \quad (43)$$

On an open chain we assume reflecting boundary conditions: $T_1^- = T_L^+ = \mathbb{I}$. The operators b_i^p and b_i^s braid the mobile anyon across the island immediately to the right of site i and may be written as

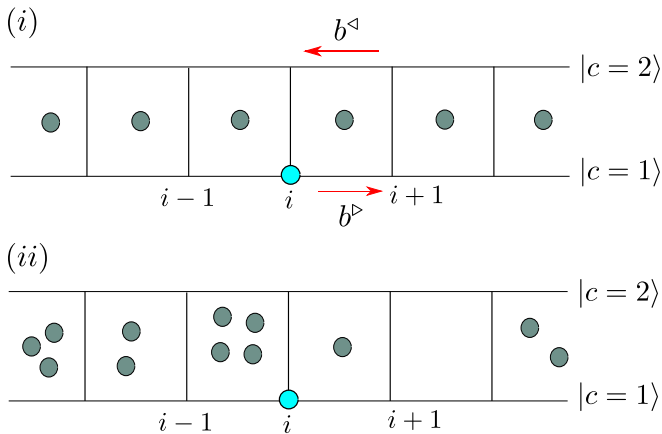


FIG. 11. The anyonic Hubbard model (i) without topological disorder, and (ii) with topological disorder corresponding to a uniform and a non-uniform filling of the islands of the ladder with pinned anyons respectively. One mobile anyon hops (here shown on site i) between vertices of the ladder around islands containing pinned anyon(s). The Hamiltonian is the sum of a hopping term that corresponds to horizontal translation along the two legs of the ladder [which is associated with clockwise or counterclockwise braiding as described by operators $b^>$ and $b^<$ respectively in Eq. (45)], and a tunnelling between legs with no braiding.

$$b_i^> = b_{i,1} b_{i,2} \cdots b_{i,m_i}, \quad (44)$$

$$b_i^< = b_{i,m_i} b_{i,m_i-1} \cdots b_{i,1}, \quad (45)$$

where $m_i \in \mathbb{N}$ is the number of anyons in the island and the operators $\{b_{i,k}\}$ are a unitary representation of the r -strand braid group, $r = 1 + \sum_{i=1}^n m_i$ acting on the fusion space⁴¹ of the anyons on the island immediately to the right of site i . Note, $b_i^> = b_i^< = \mathbb{I}$ if $m_i = 0$. Finally, the projectors

$$P_c = \mathbb{I}_{\text{fusion}} \otimes \sum_i |c_i\rangle\langle c_i| \quad (46)$$

act to select out states where the hopping anyon is on the lower or upper leg for $c = 1$ and $c = 2$ respectively.

In order to simulate this model using the anyonic TEBD algorithm we mapped the model on the ladder with L sites to a one dimensional lattice \mathcal{L} also with L sites. Because the anyons on the islands are pinned, and the mobile anyon a_{mob} braids around them *en masse*, we may replace each island i with a single anyon having the same total charge a_{pin_i} as all the pinned anyons located in the island. Note that in the presence of disorder charge a_{pin_i} can assume multiple values on some islands. We describe site j of \mathcal{L} by a basis labelled as

$$|a_j, n_j, t_j\rangle, \quad (47)$$

where a_j is an anyon charge, $n_j = 0, 1$ is a U(1) charge corresponding to the number of mobile anyons at site j [see Appendix D] and $t_j = 1, 2$ labels the lower ($t_j = 1$)

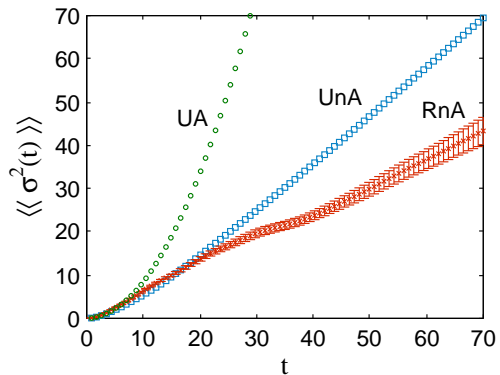


FIG. 12. Transport behaviour of anyons described by the anyonic Hubbard model, studied using the anyonic TEBD algorithm [with the constraint $\chi \leq 100$ in Eq. (31)]. The couplings in Eqs. (41)–(42) are set as $J = \kappa = 1$. The situation under study comprises a single anyon ($n_{\text{tot}} = 1$), initialised in the middle of a ladder with 100 sites, and permitted to hop around topologically charged islands filled with anyons of the same type (and with the total charge of all anyons set to $a_{\text{tot}} = 1$). Transport of this anyon along the chain is quantified by the variance of the spatial distribution $\langle\sigma^2(t)\rangle$. In the case of disordered topological backgrounds the variance is averaged over randomly distributed island charge occupations and is denoted $\langle\langle\sigma^2(t)\rangle\rangle$. Shown are the variances for (i) Abelian anyons with $\frac{\pi}{8}$ exchange statistics around a uniform background of islands (Uniform Abelian=UA) showing ballistic transport, (ii) Ising anyons around a uniform background of Ising anyons (Uniform non-Abelian=UnA) exhibiting dispersive transport, and Ising topological anyons with islands having random occupation levels $m_s \in \{0, \dots, 4\}$ of Ising anyons (Random non-Abelian=RnA; 50 configurations) also exhibiting dispersive transport but with a smaller diffusion constant (slope) than in the uniform non-Abelian case. For the random case we have also plotted the error bars for one sigma variance. The space and time axes are scaled so that the UnA case corresponds to a classical diffusion^{28,29} with diffusion constant (slope) equal to one. Note that for the uniform cases we have $\langle\langle\sigma^2(t)\rangle\rangle = \langle\sigma^2(t)\rangle$.

or upper ($t_j = 2$) leg of the ladder. The correspondence between the description of the model in terms of sites (47) and the ladder system is as follows:

1. $(a_j = a_{\text{mob}}, n_j = 1, t_j = 1) \Rightarrow$ Mobile anyon on lower leg at site j of the ladder.
2. $(a_j = a_{\text{mob}}, n_j = 1, t_j = 2) \Rightarrow$ Mobile anyon on upper leg at site j of the ladder.
3. $(a_j = a_{\text{pin}_j}, n_j = 0, t_j = 1) \Rightarrow$ Mobile anyon anywhere to the right of island j of the ladder.
4. $(a_j = a_{\text{pin}_{j-1}}, n_j = 0, t_j = 1) \Rightarrow$ Mobile anyon anywhere to the left of island j of the ladder.

We treat the pair (a_j, n_j) as a *composite* anyonic charge [see Appendix D] with degeneracy t_j , and describe

lattice \mathcal{L} by a fusion tree with L open edges that are labelled by composite charges. The fusion rules for the composite charges are given by

$$(a, n) \times (a', n') \rightarrow (a \times a', n + n'). \quad (48)$$

We truncate the U(1) charge $n + n'$ to a maximum value of 1, which imposes the constraint that the total number of mobile anyons on the ladder is equal to 1.

To illustrate this description, consider the anyonic Hubbard model that describes a single mobile Ising anyon with charge $a_{\text{mob}} = \sigma$ hopping on the ladder and with a single Ising anyon pinned in each island [Fig. 11(i)], $a_{\text{pin}_j} = \sigma$. The basis on site j is given by

$$\begin{aligned} |a_j = \sigma, n_j = 0, t_j = 1\rangle, \\ |a_j = \sigma, n_j = 1, t_j = 1\rangle, \\ |a_j = \sigma, n_j = 1, t_j = 2\rangle. \end{aligned} \quad (49)$$

The fusion space of 2 adjacent sites $(a_j, n_j) \times (a_{j+1}, n_{j+1}) \rightarrow (a_p, n_p)$ is described by the basis

$$\begin{aligned} |a_p = 1, n_p = 0, t_p = 1\rangle, \\ |a_p = 1, n_p = 1, t_p \in \{1, 2, 3, 4\}\rangle, \\ |a_p = \psi, n_p = 0, t_p = 1\rangle, \\ |a_p = \psi, n_p = 1, t_p \in \{1, 2, 3, 4\}\rangle. \end{aligned} \quad (50)$$

The values of t_p enumerate the possible configurations when one of the pair of anyons is the mobile anyon:

$$\begin{aligned} t_p = 1 &\Rightarrow \text{Mobile anyon on lower leg, left of island.} \\ t_p = 2 &\Rightarrow \text{Mobile anyon on upper leg, left of island.} \\ t_p = 3 &\Rightarrow \text{Mobile anyon on lower leg, right of island.} \\ t_p = 4 &\Rightarrow \text{Mobile anyon on upper leg, right of island.} \end{aligned} \quad (51)$$

In this description the Hamiltonian (40) can be expressed as the sum of two site terms $h^{[j, j+1]}$ that are block diagonal,⁴⁰

$$\begin{aligned} h^{[j, j+1]} &= \bigoplus_{(a_p, n_p)} h_{(a_p, n_p)}^{[j, j+1]} \\ &= h_{(1,0)}^{[j, j+1]} \oplus h_{(1,1)}^{[j, j+1]} \oplus h_{(\psi,0)}^{[j, j+1]} \oplus h_{(\psi,1)}^{[j, j+1]}, \end{aligned} \quad (52)$$

where

$$\begin{aligned} h_{(1,0)}^{[j, j+1]} &\equiv (0), \quad h_{(1,1)}^{[j, j+1]} \equiv \begin{pmatrix} 0 & \frac{\kappa^*}{2} & x & 0 \\ \frac{\kappa}{2} & 0 & 0 & x \\ x^* & 0 & 0 & \frac{\kappa^*}{2} \\ 0 & x^* & \frac{\kappa}{2} & 0 \end{pmatrix}, \\ h_{(\psi,0)}^{[j, j+1]} &\equiv (0), \quad h_{(\psi,1)}^{[j, j+1]} \equiv \begin{pmatrix} 0 & \frac{\kappa^*}{2} & y & 0 \\ \frac{\kappa}{2} & 0 & 0 & y \\ y^* & 0 & 0 & \frac{\kappa^*}{2} \\ 0 & y^* & \frac{\kappa}{2} & 0 \end{pmatrix}. \end{aligned} \quad (53)$$

Here $x = R_1^{\sigma\sigma} J$ and $y = R_\psi^{\sigma\sigma} J$, where J and κ are the couplings which appear in Eq. (40) and R_c^{ab} are the R-coefficients of the Ising anyon model [see Eq. (B3) of Appendix B]. The anyonic Hubbard Hamiltonian for a disordered filling of the islands can be described in a similar

way. The physical states of the model are then states on the lattice \mathcal{L} that have total anyon charge a_{tot} and total occupation $n_{\text{tot}} = 1$. These states can be represented as an anyonic MPS by replacing the anyon charges a_j and u_j that appear on the physical and bond indices in Fig. 7 with composite charges (a_j, n_j) and (u_j, n_j) respectively.

We studied the real time dynamics of the anyonic Hubbard model using the anyonic TEBD algorithm. Our results are plotted in Fig. 12 and were presented in an earlier work.²⁷ In the case of uniform topological backgrounds, i.e. translationally invariant filling of the islands, Abelian anyons have ballistic transport as indicated by the variance of the mobile anyons' spatial distribution, $\langle \sigma^2(t) \rangle \sim t^2$. In contrast non-Abelian anyons display a dispersive transport, $\langle \sigma^2(t) \rangle \sim t$, due to the fact that the different trajectories of the particle become correlated with different fusion environments while braiding, meaning spatial coherences are quickly lost.^{28,29} In the presence of topological disorder, the behaviour changes substantially. For Abelian anyons, the disorder acts to localize the particle while for non-Abelian anyons, the transport is still dispersive. This result is due to the fact that the fusion degrees of freedom become sufficiently entangled with the mobile anyon that the destructive interferences necessary to provide localisation are lost. As described in detail in Ref. 27 the competition between localization and decoherence is a subtle one, and long-time simulations using the anyonic MPS were essential to establish this result.

C. Outlook

In this paper we have introduced the matrix product decomposition of states of 1D lattice systems of anyons, and have described how to extend the TEBD algorithm to the anyonic MPS. We have demonstrated the efficacy of the anyonic TEBD algorithm by computing the expected scaling of the ground state entanglement and 2-point correlators for two critical antiferromagnetically coupled infinite chains of non-Abelian anyons, our results being in agreement with those previously obtained by authors using other techniques. Our method has the advantages that it is conceptually simple, demands only modest computational power to achieve accurate results, and can be applied to the study of generic anyon lattice models.

The basic data (1–5) listed in Sec. I which characterize an anyon model may also be used to describe fermionic constraints or constraints due to the presence of an onsite global symmetry⁴² where charges correspond to the irreducible representations (irreps) of a symmetry group \mathcal{G} , as illustrated in Appendix B. By furnishing the data (1–5) from a symmetry group \mathcal{G} in this way, the anyonic MPS can also be used to efficiently represent states of a lattice system that are invariant, or more generally covariant, under the action of an onsite Abelian or non-Abelian global symmetry \mathcal{G} on the lattice, as this is equiv-

alent to a specialization from the more general anyonic case. Our implementation of anyonic constraints in the MPS is closely related to (and generalizes) the implementation of global onsite symmetry constraints in tensor network algorithms (see e.g. Refs. 43–46 and references therein). Similarly, the \mathcal{G} -symmetric MPS described in (for example) Ref. 43 provides an effective illustration of the present anyonic MPS formalism in what will be, for many, a more familiar context.

We hope that the anyonic MPS formalism presented in this paper will prove to be a useful tool for studying generic lattice models of interacting anyons.

ACKNOWLEDGMENTS

S.S. acknowledges financial support from the MQNS grant by Macquarie University Grant No. 9201200274. S.S. also thanks Rob Pfeifer and Perimeter Institute for hospitality. R.N.C.P. thanks the Ontario Ministry of Research and Innovation Early Researcher Awards for financial support. G.K.B. thanks the KITP where part of this work was completed with support from the National Science Foundation under Grant No. NSF PHY11-25915. This research was supported in part by the ARC Centre of Excellence in Engineered Quantum Systems (EQuS), Project No. CE110001013. This research was supported in part by Perimeter Institute for Theoretical Physics. Research at Perimeter Institute is supported by the Government of Canada through Industry Canada and by the Province of Ontario through the Ministry of Research and Innovation.

Appendix A: Schmidt decomposition for spin systems

In this Appendix we recapitulate the derivation of the Schmidt decomposition for spin systems as an aid for understanding the analogous derivation for the Schmidt decomposition of anyonic systems that is presented in Sec.II A.

Consider a pure state $|\Psi^{[\text{spin}]}\rangle$ of a spin system that belongs to a tensor product space $\mathbb{V}^{(\mathcal{A})} \otimes \mathbb{V}^{(\mathcal{B})}$. State $|\Psi^{[\text{spin}]}\rangle$ can be expanded as

$$|\Psi^{[\text{spin}]}\rangle = \sum_{ab} \Psi_{ab}^{[\text{spin}]} |a\rangle \otimes |b\rangle, \quad (\text{A1})$$

where $\{|a\rangle\}$ and $\{|b\rangle\}$ denote an orthonormal basis in $\mathbb{V}^{(\mathcal{A})}$ and $\mathbb{V}^{(\mathcal{B})}$ respectively. We can regard $\Psi^{[\text{spin}]}$ as a matrix with components $\Psi_{ab}^{[\text{spin}]}$ where indices a and b enumerate the rows and columns. Consider the singular value decomposition of matrix $\Psi^{[\text{spin}]}$,

$$\Psi_{ab}^{[\text{spin}]} = \sum_u \Gamma_{au}^{[\mathcal{A}]} \lambda_u \Gamma_{ub}^{[\mathcal{B}]}, \quad (\text{A2})$$

where $\Gamma^{[\mathcal{A}]}$ and $\Gamma^{[\mathcal{B}]}$ are unitary matrices,

$$\Gamma^{[\mathcal{A}]} (\Gamma^{[\mathcal{A}]})^\dagger = \Gamma^{[\mathcal{B}]} (\Gamma^{[\mathcal{B}]})^\dagger = \mathbb{I}, \quad (\text{A3})$$

and λ is a diagonal matrix with non-negative diagonal entries $\lambda_u \geq 0$. Using (A2) in (A1) we obtain

$$|\Psi^{[\text{spin}]}\rangle = \sum_{abu} \Gamma_{au}^{[\mathcal{A}]} \lambda_u \Gamma_{ub}^{[\mathcal{B}]} |a\rangle \otimes |b\rangle. \quad (\text{A4})$$

Summing over a and b we obtain

$$|\Psi^{[\text{spin}]}\rangle = \sum_u \lambda_u |\Phi_u^{\mathcal{A}}\rangle \otimes |\Phi_u^{\mathcal{B}}\rangle, \quad (\text{A5})$$

where we have defined vectors

$$|\Phi_u^{\mathcal{A}}\rangle = \sum_a \Gamma_{au}^{[\mathcal{A}]} |a\rangle, \quad (\text{A6})$$

$$|\Phi_u^{\mathcal{B}}\rangle = \sum_b \Gamma_{ub}^{[\mathcal{B}]} |b\rangle. \quad (\text{A7})$$

By construction, vectors $\{|\Phi_u^{\mathcal{A}}\rangle\}$ and $\{|\Phi_u^{\mathcal{B}}\rangle\}$ are orthonormal,

$$\langle \Phi_u^{\mathcal{A}} | \Phi_{u'}^{\mathcal{A}} \rangle = \langle \Phi_u^{\mathcal{B}} | \Phi_{u'}^{\mathcal{B}} \rangle = \delta_{uu'}. \quad (\text{A8})$$

Equation (A5) is the Schmidt decomposition of the bipartite state $|\Psi^{[\text{spin}]}\rangle \in \mathbb{V}^{(\mathcal{A})} \otimes \mathbb{V}^{(\mathcal{B})}$.

The norm of state $|\Psi^{[\text{spin}]}\rangle$ is

$$\langle \Psi^{[\text{spin}]} | \Psi^{[\text{spin}]} \rangle = \sum_u \lambda_u^2. \quad (\text{A9})$$

The Schmidt decomposition is a useful tool in quantum information theory to study bipartite entanglement. The reduced density matrices $\rho^{[\mathcal{A}]}$ and $\rho^{[\mathcal{B}]}$ for parts \mathcal{A} and \mathcal{B} of state $|\Psi^{[\text{spin}]}\rangle$ in (A5) are obtained as

$$\rho^{[\mathcal{A}]} = \sum_u \lambda_u^2 |\Phi_u^{[\mathcal{A}]}\rangle \langle \Phi_u^{[\mathcal{A}]}|, \quad (\text{A10})$$

$$\rho^{[\mathcal{B}]} = \sum_u \lambda_u^2 |\Phi_u^{[\mathcal{B}]}\rangle \langle \Phi_u^{[\mathcal{B}]}|. \quad (\text{A11})$$

The von-neumann entanglement entropy $S(\mathcal{A} : \mathcal{B})$,

$$S(\mathcal{A} : \mathcal{B}) = -\text{Tr}(\rho^{[\mathcal{A}]} \log \rho^{[\mathcal{A}]}) = -\text{Tr}(\rho^{[\mathcal{B}]} \log \rho^{[\mathcal{B}]}) \quad (\text{A12})$$

of the bipartite state $|\Psi^{[\text{spin}]}\rangle$ is obtained as

$$S(\mathcal{A} : \mathcal{B}) = -\sum_u \lambda_u^2 \log \lambda_u^2. \quad (\text{A13})$$

Appendix B: Anyon models

In this Appendix we introduce basic terminology and graphical notation pertaining to anyon models as used in this paper. For those already familiar with graphical notations for states of anyonic systems, the formalism

employed in this paper corresponds to that described in Ref. 30, save that it has been rotated 135° counterclockwise in order to emphasise the relationship between the tensor network structure of the MPS (Fig. 1) and the corresponding anyonic fusion tree (Fig. 2). The decision was made to rotate the fusion tree to match the tensor network, rather than rotating the tensor network to match the fusion tree as in, because the target audience of this paper is primarily intended to be readers with prior experience in conducting simulations using MPS and DRMG, and thus it was considered desirable to reflect the familiar tensor network configuration as closely as possible using the anyonic model. For readers who are not familiar with the graphical notation for anyonic systems, we summarize the pertinent features below.

An anyon model consists of a finite set Ω of particle types, or charges, a, b, c, \dots . The set Ω of allowed charges includes a distinguished trivial or vacuum charge $1 \in \Omega$.

1. Two anyons

The local properties of a single anyon are completely specified by its ‘‘charge’’. However, two (or more) anyons with charges a and b can be *fused* together into a total charge c which can, in general, take several values,

$$a \times b \rightarrow \sum_c N_{ab}^c c. \quad (\text{B1})$$

Here N_{ab}^c is the number of times (or the *multiplicity*) charge c appears in the fusion outcome. We say charges a, b and c are *compatible* with one another if $N_{ab}^c \neq 0$, and that tensor N encodes the *fusion rules* of the anyon model. For simplicity, we consider anyon models that are multiplicity free, namely, $N_{ab}^c = 0, 1$ for all charges a and b . However, multiplicities can be accommodated into our formalism in a rather straightforward way, as described in Appendix D. The fusion rules for the vacuum charge satisfy $N_{a1}^b = N_{1a}^b = \delta_{ab} \forall a, b \in \Omega$. Two charges a and b are said to be *dual* to one another, denoted as $a^* = b$ and $b^* = a$, if they fuse together to the vacuum. The operation $*$: $\Omega \rightarrow \Omega$ is an involution, $(a^*)^* = a$.

Consider two anyons a and b that are fixed on a line. We denote an orthonormal basis in the total Hilbert space as

$$|ab \rightarrow c\rangle, \quad (\text{B2})$$

where charge c is obtained by fusing a and b . The graphical representations of the ket $|ab \rightarrow c\rangle$ and the corresponding bra $\langle ab \rightarrow c|$ as employed in this paper are shown in Fig. 13(i)-(ii). Their inner product $\langle c' \rightarrow ab | ab \rightarrow c \rangle$ is graphically represented by gluing the diagrams of the ket and bra as shown in Fig. 13(iii).

The ordering of anyons a and b on the line may be interchanged by braiding them around one another to obtain another basis $|ba \rightarrow c\rangle$. We follow the convention that

FIG. 13. The graphical representation of (i) the ket $|ab \rightarrow c\rangle$, (ii) the corresponding bra $\langle c \rightarrow ab|$, (iii) the inner product (bracket), and (iv) braiding two anyons.

when braiding a counterclockwise around b , $|ba \rightarrow c\rangle$ is related to $|ab \rightarrow c\rangle$ by a 3-index tensor R [see Fig. 13(iv)],

$$|ab \rightarrow c\rangle = R_c^{ab} |ba \rightarrow c\rangle, \quad (\text{B3})$$

while braiding a clockwise around b relates the two bases as

$$|ab \rightarrow c\rangle = (R_c^{ab})^* |ba \rightarrow c\rangle, \quad (\text{B4})$$

where $*$ denotes complex conjugation.

2. Three anyons

For three (or more) anyons fixed on a line, different choices of basis are possible corresponding to different ways of performing pairwise fusings of the anyons into a single total charge. Three anyons a, b and c can be fused to a total charge d by first fusing a and b into an intermediate charge e and then fusing e and c to total charge d . Denote the corresponding basis by $|ab \rightarrow e, ec \rightarrow d\rangle$. Alternatively, we could first fuse b and c into f and then fuse a and f into d . Denote the basis corresponding to this fusion sequence by $|bc \rightarrow f, af \rightarrow d\rangle$. The two bases are related by a unitary transformation given by a 6-index tensor F (see Fig. 14),

$$|ab \rightarrow e, ec \rightarrow d\rangle = \sum_f (F_d^{abc})_{ef} |bc \rightarrow f, af \rightarrow d\rangle. \quad (\text{B5})$$

The transformation given in Eq. (B5) is also known as an *F-move*.

3. Arbitrary number of anyons

Let us now consider a one dimensional lattice \mathcal{L} made of L sites that are fixed on a line and populated by anyons $\{a_i\}_{i=1}^L$ that belong to a given anyon model. Denote by

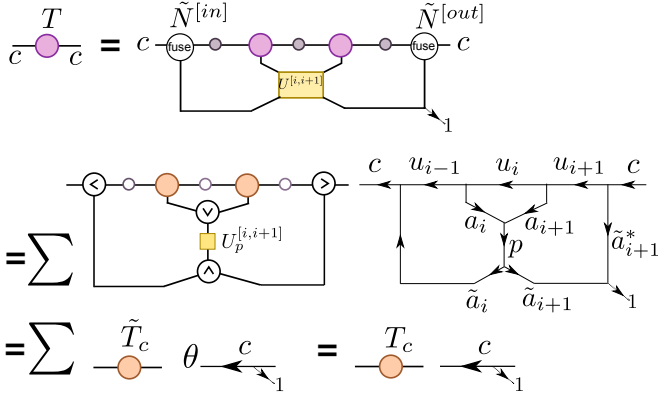


FIG. 15. Step 1 of the main update of the anyonic TEBD algorithm. Description in text.

c. Fermions

The relevant charge for fermions is the parity p of fermion particle number. Charge p takes two values, $p = 0$ and $p = 1$ corresponding to an even or odd number of fermions respectively. The fusion rules $N_{pp'}^{p''}$ are given by

$$N_{00}^0 = N_{01}^1 = N_{10}^1 = N_{11}^1 = 1, \quad (\text{B10})$$

and $N_{pp'}^{p''} = 0$ for all remaining values of p, p' and p'' . The non-trivial R -coefficients are given by

$$R_0^{00} = R_1^{01} = R_1^{10} = 1, \quad R_0^{11} = -1. \quad (\text{B11})$$

The F -move coefficients are given by

$$(F_d^{abc})_{ef} = N_{ab}^e N_{bc}^f N_{ec}^d N_{af}^d. \quad (\text{B12})$$

Appendix C: Implementation of the anyonic TEBD algorithm

In this Appendix we explain the step by step implementation of the main update [Fig. 8] of the anyonic TEBD algorithm.

First we introduce an important transformation – the *generalized fusion tensor* – that is required in the algorithm. A generalized fusion tensor $\tilde{N}_{\alpha\beta}^\gamma$ describes fusion of indices

$$\alpha \times \beta \rightarrow \gamma$$

that carry both charge and degeneracy, $\alpha = (a, t_a), \beta = (b, t_b)$ and $\gamma = (c, t_c)$, and thus generalizes the usual fusion tensor N_{ab}^c that is defined for fusing charges,

$$a \times b \rightarrow c$$

of an anyon model according to Eq. (B1). Components $\tilde{N}_{\alpha\beta}^\gamma$ are identically zero if charges a, b , and c are incompatible with the fusion rules, i.e. when $N_{ab}^c = 0$. Denote

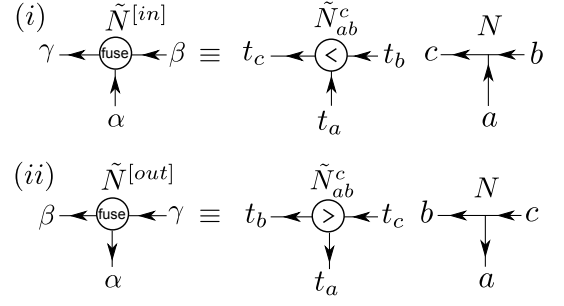


FIG. 16. The graphical representation of the *generalized fusion tensor* \tilde{N} that describes fusion $\alpha \times \beta \rightarrow \gamma$ of indices α and β that carry both charge and degeneracy, $\alpha = (a, t_a)$, $\beta = (b, t_b)$ and $\gamma = (c, t_c)$. Here we show the generalized fusion tensor $\tilde{N}^{[in]}$ ($\tilde{N}^{[out]}$) that corresponds to the fusion of two incoming (outgoing) indices α and β into an outgoing (incoming) index γ . The fusion tensors $\tilde{N}^{[in]}$ and $\tilde{N}^{[out]}$ satisfy $\tilde{N}^{[in]}\tilde{N}^{[out]} = \mathbb{I}$ when summed over α and β . For fixed charges a, b and c , $\tilde{N}^{[in,out]}$ decomposes [Eq. (C5)] into a degeneracy tensor \tilde{N}_{ab}^c with components $(\tilde{N}_{ab}^c)_{t_a t_b}^c = 0, 1$ and a usual fusion tensor N_{ab}^c . In the graphical representation of degeneracy tensor \tilde{N}_{ab}^c the caret points to the total charge, that is, when fusing incoming (outgoing) indices the caret points to the outgoing (incoming) index.

by n_a, n_b and n_c the degeneracy of charges a, b and c respectively, namely,

$$t_a \in \{1, 2, \dots, n_a\}, \quad (\text{C1})$$

$$t_b \in \{1, 2, \dots, n_b\}, \quad (\text{C2})$$

$$t_c \in \{1, 2, \dots, n_c\}. \quad (\text{C3})$$

In general there exist multiple choices of a and b compatible with any given charge c . The total degeneracy n_c of charge c then corresponds to the total number of different ways by which charge c may be obtained by fusing charges a and b , with each degenerate copy of a and b counting as a separate channel. Thus

$$n_c = \sum_{a,b} N_{ab}^c n_a n_b. \quad (\text{C4})$$

For given values of a and b , each value of t_c can be associated to a pair (t_a, t_b) so as to construct a one-to-one correspondence. We encode this association by setting the relevant component $\tilde{N}_{\alpha\beta}^\gamma = 1$. Thus, for fixed charges a, b and c , tensor \tilde{N} can be decomposed as

$$\tilde{N} = \bigoplus_{abc} (\tilde{N}_{ab}^c \otimes N_{ab}^c), \quad (\text{C5})$$

where \tilde{N}_{ab}^c is a (degeneracy) tensor made of components $(\tilde{N}_{ab}^c)_{t_a t_b}^c = 0, 1$ that encodes the contributions of (a, b) to the degeneracy of c . The graphical representation of the generalized fusion tensor and the decomposition (C5) is shown in Fig. 16.

Next we explain how the update depicted in Fig. 8 is performed in 4 steps.

Step 1 of the update is depicted in Fig. 15. It corresponds to the reduction of a section of the MPS to a charge-conserving matrix T ,

$$T = \bigoplus_c T_c, \quad (\text{C6})$$

obtained by fusing indices and contracting tensors together as depicted at the top of Fig. 15.

Since indices carry both charge and degeneracy, we employ generalized fusion tensors $\tilde{N}^{[\text{in}]}$ and $\tilde{N}^{[\text{out}]}$ [Fig. 16] to fuse indices as shown in Fig. 15. A fusion vertex $\tilde{a}_{i+1} \times \tilde{a}_{i+1}^* \rightarrow 1$ is inserted to reverse the orientation of \tilde{a}_{i+1} prior to fusion with u_{i+1} . The aforementioned fusion of indices and the index reversal is undone in Step 3. This can be understood as employing a resolution of Identity, $\mathbb{I} = YY^{-1}$ where, for example, transformation Y comprised of the reversal of \tilde{a}_{i+1} and the fusion of charges u_{i+1} and \tilde{a}_{i+1}^* is enacted in this step and the corresponding Y^{-1} is enacted in Step 3.

Each block T_c of T is determined independently by fixing charge c on the open indices and summing over all compatible internal charges and their respective degeneracy indices. For fixed compatible internal charges, the tensors of the MPS decompose into degeneracy and fusion parts according to Eq. (25), and as depicted in Fig. 7. By construction the generalized fusion tensors $\tilde{N}^{[\text{in}]}$ and $\tilde{N}^{[\text{out}]}$ also decompose into degeneracy and fusion parts as shown in Fig. 16. Thus, for fixed charges on all indices the entire contraction decomposes into two parts as shown in Fig. 15, namely, a part made of only degeneracy tensors and a fusion network made of only fusion tensors. The degeneracy tensors are contracted to obtain a matrix \tilde{T}_c . The fusion network encodes the fusion constraints on the entire contraction, and vanishes when some of the charges are incompatible with fusion rules. For compatible charges the fusion network can be replaced by a single fusion vertex $c \times 1 \rightarrow c$ multiplied by a factor θ ,

$$\theta = (F_{u_{i+1}}^{u_{i-1} a_i a_{i+1}})_{u_i p} \cdot (F_{u_{i+1}}^{\tilde{a}_{i+1} \tilde{a}_{i+1}^* u_{i+1}})_{p c} \cdot (F_c^{c \tilde{a}_{i+1} \tilde{a}_{i+1}^*})_{u_{i+1} 1}, \quad (\text{C7})$$

by applying F -moves (Fig. 14) and contracting loops [Fig. 13(iii)].

Matrix \tilde{T}_c is then multiplied by the factor θ . The above procedure is repeated for all compatible internal charges, and the matrices \tilde{T}_c thus obtained are summed together to obtain the total (degeneracy) block T_c . By iterating over all different charges c , all blocks T_c of matrix T are determined.

Figure 17 depicts the remaining steps 2-4 of the local update. The figure shows each step both in terms of the full charge-conserving tensors (in the left column of each box) and as it is actually performed by decomposing tensors into degeneracy and fusion parts (in the right column of each box). Addressing each in turn:

Step 2 is to singular value decompose matrix T that is obtained at the end of Step 1. This can be achieved

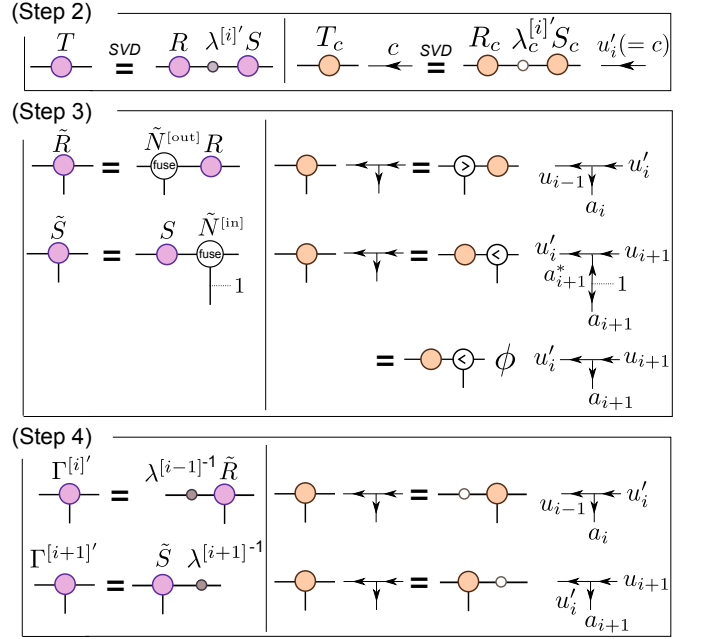


FIG. 17. Steps 2-4 of the main update of the anyonic TEBD algorithm. Description in text.

by singular value decomposing individual blocks T_c of T [Eq. (C6)],

$$T_c = R_c \lambda_c^{[i]'} S_c. \quad (\text{C8})$$

The matrix $\lambda^{[i]'}$ and the index $\mu_i' = (c, t_c)$ thus obtained replace $\lambda^{[i]}$ and index μ_i in the updated MPS respectively. In practical simulations, a truncation is made after the singular value decomposition by retaining only a fixed number χ of singular values $\lambda_c^{[i]'}$. The truncation results in an updated index $\mu_i' = (c, t_c)$ such that the norm,

$$\langle \Psi | \Psi \rangle = \sum_c d_c \left[\sum_{t_c} (\lambda_c^{[i]'})_{t_c}^2 \right], \quad \sum_c |t_c| = \chi, \quad (\text{C9})$$

of the updated MPS $|\Psi\rangle$ is maximized, where d_c is the quantum dimension of the charge c . If the norm of the state is to be held at 1, this may be achieved by rescaling the values $\lambda_c^{[i]'}$ after truncation.

Step 3 is to reorganize matrices R and S into three-index tensors \tilde{R} and \tilde{S} respectively. This is achieved by contracting R and S with generalized fusion tensors $\tilde{N}^{[\text{out}]}$ and $\tilde{N}^{[\text{in}]}$ respectively as shown. These contractions also proceed as before by fixing charges on the indices, decomposing the tensors into degeneracy and fusion parts and then contracting the degeneracy tensors.

The reorganization of matrix S also involves inserting a fusion vertex $\tilde{a}_{i+1}^* \times \tilde{a}_{i+1} \rightarrow 1$ to undo the reversal of a_{i+1} enacted in Step 1 and to re-orient index a_{i+1} as outgoing on the reorganized tensor \tilde{S} . Then by applying an F -move the two fusion vertices can be replaced by a

single fusion vertex multiplied by a factor ϕ ,

$$\phi = (F_{u_{i+1}}^{a_{i+1} a_{i+1}^* u_{i+1}})_{1u_i'} \quad (\text{C10})$$

This factor ϕ is multiplied into the reorganized tensor \tilde{S} .

Step 4 is to contract tensors \tilde{R} and \tilde{S} with the inverse matrices $(\lambda^{[i-1]})^{-1}$ and $(\lambda^{[i+1]})^{-1}$ as shown to obtain the updated tensors $\Gamma^{[i]'}$ and $\Gamma^{[i+1]'}$ and restore the canonical form of the anyonic MPS.

Finally, we make some remarks pertaining to a practical software implementation of the anyonic TEBD algorithm. First, for an anyon model with a finite number of charges, there are only a finite number of fusion networks that appear in Step 1 of the anyonic TEBD algorithm. These fusion networks depend only on the anyon charges and can therefore be enumerated and the factors θ [Fig. 15] may be computed *prior* to executing the algorithm for the given Hamiltonian. This saves the CPU time that is otherwise expended to compute the same factors θ in each iteration of the TEBD algorithm. Second, each block T_c is determined *independently* by fixing different values of charge c on the open indices and summing over all compatible internal charges. This fact can be exploited in the software implementation to parallelize the contractions in Step 1 that correspond to different values of c .

Appendix D: Generalizations of the anyonic MPS formalism

In this Appendix we discuss some generalizations of the anyonic MPS formalism that is presented in this paper. The formalism can be readily extended

1. to study lattice models with global onsite symmetry (Appendix D 1), and
2. to study anyon lattice models with
 - (a) auxiliary degrees of freedom on the lattice sites (Appendix D 2), and/or
 - (b) fusion multiplicities (Appendix D 3).

1. Onsite global symmetries

The basic data (1 – 5), listed in the previous section, which characterize an anyon model may also be used to describe properties of a regular symmetry group \mathcal{G} where the charges correspond to the irreps of \mathcal{G} .

Example 1: Consider an Abelian Lie group $\mathcal{G} = \text{U}(1)$. Charges (irreps) of $\text{U}(1)$ are labelled by integers n and have dimension 1. The fusion rules are

$$n_1 \times n_2 \rightarrow n = n_1 + n_2. \quad (\text{D1})$$

The R and F coefficients are trivial for $\text{U}(1)$ (and for any Abelian group). That is, all R and F coefficients are

equal to 1 for compatible charges and equal to 0 otherwise.

Example 2: Consider the non-Abelian group $\mathcal{G} = \text{SU}(2)$. Charges of $\text{SU}(2)$ are labelled by non-negative semi-integers $n = 0, 1/2, 1, 3/2, \dots$. The dimension of charge n is equal to $2n + 1$. The fusion rules are

$$n_1 \times n_2 \rightarrow \{n : |n_1 - n_2|, |n_1 - n_2| + 1, \dots, n_1 + n_2\}. \quad (\text{D2})$$

The R -coefficients are given by

$$R_n^{n_1 n_2} = (-1)^{n_1 + n_2 - n}. \quad (\text{D3})$$

The F -move coefficients correspond to the 6-j symbols of the $\text{SU}(2)$.

By furnishing the data (1 – 5) from a symmetry group \mathcal{G} , the anyonic MPS can be used to represent states of a lattice system that are invariant or, more generally, covariant under the action of an onsite global symmetry \mathcal{G} on the lattice. (An onsite global symmetry means that the symmetry group acts identically on each site of the lattice.) For example, in the context of lattice spin systems, a global onsite symmetry $\mathcal{G} = \text{SU}(2)$ may correspond to invariance of total spin under an identical rotation of all spins. An anyonic MPS constructed from the fusion data furnished from $\mathcal{G} = \text{SU}(2)$ (as per Example 2) describes states of the lattice that have a well defined total spin. Thus, the implementation of anyonic constraints in the MPS is closely related to and generalizes, the implementation of global onsite symmetry constraints in the MPS, as discussed in (for example) Ref. 43.

2. Auxiliary charges

In Secs. II and III A we illustrated our anyonic MPS formalism in the context of a lattice system made up of sites that are populated by a single type of anyon. However, our formalism can also be applied to the case where lattice sites contain supplementary degrees of freedom that may or may not be described by an anyon model. For instance, consider a lattice where each site i corresponds to an anyon a_i and a d -dimensional spin. The anyonic MPS formalism can be extended for such lattice systems in a rather straightforward way by treating the spin degree of freedom on each site as the degeneracy of the anyon a_i . That is, each site of the lattice is described by a basis $\{|a_i, t_{a_i}\rangle\}$ where the degeneracy index t_{a_i} takes values $t_{a_i} = 1, 2, \dots, d$. By making this identification, the anyonic MPS formalism as described in this paper can be applied to study anyon \times spin lattice systems.

More generally, the lattice sites may contain supplementary degrees of freedom that correspond to charges described by a different anyon model or a global symmetry group \mathcal{G} . In this case each site i is described by a basis $\{|a_i, n_i, t_{a_i, n_i}\rangle\}$ where a_i is an anyon charge, n_i is another anyon charge (or a symmetry charge) and t_{a_i, n_i} is a degeneracy index. Our formalism can be applied to this scenario by treating the pair (a_i, n_i) as a *composite* charge. The fusion rules and multiplicity tensor

N_{ab}^c , the R -coefficients, and the F -move coefficients for the composite charges (a, n) can be derived from the corresponding data for the individual charges a and charge n :

$$N_{a_1 n_1, a_2 n_2}^{a n} = N_{a_1 a_2}^a N_{n_1 n_2}^n, \quad (\text{D4})$$

$$R_{an}^{a_1 n_1, a_2 n_2} = R_a^{a_1 a_2} R_n^{n_1 n_2}, \quad (\text{D5})$$

$$\begin{aligned} (F_{an}^{a_1 n_1, a_2 n_2, a_3 n_3})_{a_{12} n_{12}, a_{23} n_{23}} & \quad (\text{D6}) \\ & = (F_a^{a_1 a_2 a_3})_{a_{12} a_{23}} (F_n^{n_1 n_2 n_3})_{n_{12} n_{23}}. \end{aligned}$$

An application of the anyonic MPS to such a scenario is illustrated in Sec. III B in the context of the anyonic Hubbard lattice model where each site is described by a composite charge (a, n) ; a is an anyon charge and n is a $U(1)$ charge associated with the number of mobile anyons on the site.

3. Fusion multiplicities

In certain anyon models, multiplicities N_{ab}^c of fusion outcomes [Eq. (B1)] can be greater than 1. Non-trivial multiplicities can be accommodated in the anyonic MPS formalism simply by appending a multiplicity label ν to

the anyon charges output by a fusion. The R and F coefficients are then augmented by a multiplicity index,

$$\begin{aligned} R_c^{ab} & \mapsto R_{c\nu_e}^{ab}, \\ (F_d^{abc})_{ef} & \mapsto (F_{d\nu_d}^{abc})_{e\nu_e f\nu_f}. \end{aligned} \quad (\text{D7})$$

(Strictly, charges a , b , and c are also supplemented by a multiplicity index but the values of the R and F tensors are independent of the values of these extra indices.)

The treatment of fusion multiplicities is very similar to the treatment of *degeneracies* of anyonic charges discussed above in the context of the MPS formalism. However, whereas the degeneracy index discussed above enumerates the different labellings of (a portion of) the fusion tree which yield the same total charge, the multiplicity index enumerates multiple copies of an output charge generated by a single labelling of the fusion tree. The most general anyonic tensor therefore carries three labels on each leg corresponding to charge, multiplicity, and degeneracy. The multiplicity index has been suppressed throughout this paper, and should not be confused with the number index appearing in Eq. (47) which is an additional index specific to that model, and specifies the charge of an auxiliary $U(1)$ symmetry group corresponding to the number of particles present at a lattice site.

-
- ¹ J.K. Pachos, *Introduction to Topological Quantum Computation*, Cambridge University Press (2012).
- ² F. D. M. Haldane. Phys. Lett. **93A**, 464, (1983); F. D. M. Haldane. Phys. Rev. Lett. **50**, 1153, (1983).
- ³ S. Trebst, M. Troyer, Z. Wang, and A.W.W. Ludwig, Progress of Theoretical Physics Supplement No. **176**, 384 (2008).
- ⁴ A. Feiguin, S. Trebst, A. W. W. Ludwig, et al., Phys. Rev. Lett. **98**, 160409 (2007).
- ⁵ L. Fidkowski, G. Refael, N.E. Bonesteel, and J.E. Moore, Phys. Rev. B **78**, 224204 (2008).
- ⁶ D. Poilblanc, A. W.W. Ludwig, S. Trebst and M. Troyer Phys. Rev. B **83**, 134439 (2011).
- ⁷ C. Gils, E. Ardonne, S. Trebst et.al., Phys. Rev. B **87**, 235120 (2013).
- ⁸ D. Poilblanc, A. Feiguin, M. Troyer, et. al, Phys. Rev. B **87**, 085106 (2013).
- ⁹ M. Fannes, B. Nachtergaele, and R. Werner, Commun.Math. Phys. **144**, 443 (1992).
- ¹⁰ S. Ostlund and S. Rommer, Phys. Rev. Lett. **75**, 3537 (1995).
- ¹¹ S. R. White, Phys. Rev. Lett. **69**, 2863 (1992).
- ¹² D. PerezGarcia, F. Verstraete, M. M. Wolf, and J. I. Cirac, Quantum Inf. Comput. **7**, 401 (2007).
- ¹³ G. Vidal, Phys. Rev. Lett. **91**, 147902 (2003).
- ¹⁴ G. Vidal, Phys. Rev. Lett. **93**, 040502 (2004).
- ¹⁵ A. J. Daley, C. Kollath, U. Schollwock, and G. Vidal, J. Stat. Mech. Theor. Exp., P04005 (2004).
- ¹⁶ S. R. White and A. E. Feiguin, Phys. Rev. Lett., **93**, 076401 (2004).
- ¹⁷ U. Schollwock, J. Phys. Soc. Jpn., **74S**, 246 (2005).
- ¹⁸ G. Vidal, Phys. Rev. Lett., **98**, 070201 (2007).
- ¹⁹ Y. Shi, L.-M. Duan and G. Vidal, Phys. Rev. A, **74**, 022320 (2006).
- ²⁰ If charges $\{a_i\}$ are Abelian and fixed, charges $\{u_j\}$ that appear on the internal edges of the fusion tree are completely determined by the charges $\{a_i\}$.
- ²¹ H. Tran and N.E. Bonesteel, Comp. Mat. Sci. **49**, S395 (2010).
- ²² G. Vidal, Phys. Rev. Lett., **99**, 220405 (2007).
- ²³ G. Vidal, Phys. Rev. Lett., **101**, 110501 (2008).
- ²⁴ S. Trebst, M. Troyer, Z. Wang, A. W. W. Ludwig, Prog. Theo. Phys. Supp. **176**, 384 (2008).
- ²⁵ R. N. C. Pfeifer, P. Corboz, O. Buerschaper, et al., Phys. Rev. B **82**, 115126 (2010).
- ²⁶ R. Koenig and E. Bilgin Phys. Rev. B **82**, 125118 (2010).
- ²⁷ V. Zatloukal, L. Lehman, S. Singh, J.K. Pachos, and G.K. Brennen, arXiv:1207.500.
- ²⁸ L. Lehman, V. Zatloukal, G.K. Brennen, J.K. Pachos, and Z. Wang, Phys. Rev. Lett. **106**, 230404 (2011).
- ²⁹ L. Lehman, D. Ellinas, and G.K. Brennen, Journal of Computational and Theoretical Nanoscience, **10**, 1634-1643 (2013).
- ³⁰ P. H. Bonderson, *Non-Abelian Anyons and Interferometry*, Ph.D. thesis, California Institute of Technology (2007).
- ³¹ A. Kitaev, Ann. Phys. **321**, 2 (2006).
- ³² The canonical bipartite decomposition of a state $|\Psi\rangle$ of anyonic lattice \mathcal{L} with total charge a_{tot} that may be different from the vacuum can be constructed as follows. Consider the lattice \mathcal{L}' that is obtained by attaching a “virtual” anyon with charge a_{tot}^* to the right of \mathcal{L} . Consider state $|\Psi'\rangle$ on \mathcal{L}' that has total vacuum charge

and that is obtained from $|\Psi\rangle$ as

$$\Psi'_{\alpha\beta'} = \sum_{\beta} (F_{b'}^{abb^*})_{a_{\text{tot}}1} (\tilde{N}^{[\text{in}]})_{\beta a_{\text{tot}}^*}^{\beta'} N_{a_{\text{tot}} a_{\text{tot}}^*}^1 \Psi_{\alpha\beta},$$

where we have fused indices β and a_{tot}^* into a total index β' to obtain a bipartite decomposition of $|\Psi'\rangle$. Next, construct the Schmidt decomposition $(\Gamma^{[A]}, \lambda, \Gamma^{[B]'})$ of state $\Psi'_{\alpha\beta'}$ as described in Sec. II A. The canonical bipartite decomposition of state $|\Psi\rangle$ is given by tensors $(\Gamma^{[A]}, \lambda, \Gamma^{[B]})$ where tensor $\Gamma^{[B]}$ is obtained from tensor $\Gamma^{[B]'}$ as

$$\Gamma_{\mu\beta}^{[B]a_{\text{tot}}} = \sum_{\beta'} (F_{a_{\text{tot}}}^{bb^* a_{\text{tot}}})_{1b'} N_{a_{\text{tot}} a_{\text{tot}}^*}^1 (\tilde{N}^{[\text{out}]})_{\beta a_{\text{tot}}^*}^{\beta'} \Gamma_{\mu\beta'}^{[B]1}.$$

³³ K. Hikami, *Ann. Phys.* **323**, 1729 (2008).

³⁴ R. N. C. Pfeifer, arXiv:1310.0373 [cond-mat.str-el] (2013).

³⁵ When mapping from a system of Ising anyons to $SU(2)_2$, note that the braid tensors differ. This detail is, however, unimportant for the present study as no braiding is involved in either the definition of the Hamiltonian (33) or in the implementation of the anyonic MPS update.

³⁶ C. Gomez, M. Ruiz-Altaba, and G. Sierra, *Quantum Groups in Two Dimensional Physics*, Cambridge University Press (1996).

³⁷ For a σ charge placed on each site of the lattice the bipartite decomposition of Eq. (20) for a partition $[1 \dots r] : [r+1 \dots L]$ of the chain has only charges 1 and ψ when r is even, and only charge σ when r is odd.

³⁸ For a translationally invariant Hamiltonian, the infinite TEBD algorithm produces an MPS approximation to the ground state that is only invariant under translations by two sites. That is, the ground state is described by an infinite MPS that consists of repeating tensors $\lambda^{[A]}, \Gamma^{[A]}, \lambda^{[B]}, \Gamma^{[B]}$. The ground state energies per site listed in Table II correspond to the averages over even $(A - B)$ and odd $(B - A)$ bonds of the MPS.

³⁹ This restriction could be relaxed without significant obstacles provided an infinite contact term is present to prohibit two anyons occupying the same position on the ladder.

⁴⁰ For open boundary conditions, the 2-site terms at the boundaries differ slightly from the terms in the bulk, with the matrix elements in Eq. (53) corresponding to tunneling on sites 1 and L being equal to κ (κ^*) instead of $\kappa/2$ ($\kappa^*/2$).

⁴¹ The r pinned anyons in an island may be linearly ordered in an arbitrary way to define the action of the r -strand braid group.

⁴² An onsite global symmetry means that the symmetry group acts identically on each site of the lattice.

⁴³ S. Singh, H.-Q. Zhou, and G. Vidal, *New J. Phys.* **12** 033029 (2010).

⁴⁴ S. Singh, R. N. C. Pfeifer and G. Vidal, *Phys. Rev. A* **82**, 050301 (2010).

⁴⁵ S. Singh, R. N. C. Pfeifer and G. Vidal, *Phys. Rev. B* **83**, 115125 (2011).

⁴⁶ S. Singh and G. Vidal, *Phys. Rev. B* **86**, 195114 (2012).