

Non-ergodicity and localization of invariant measure for two colliding masses

Jiao Wang,¹ Giulio Casati,^{2,3} and Tomaž Prosen⁴

¹*Department of Physics and Institute of Theoretical Physics and Astrophysics,
Xiamen University, Xiamen 361005, Fujian, China*

²*CNISM and Center for Nonlinear and Complex Systems,
Università degli Studi dell'Insubria, via Valleggio 11, 22100 Como, Italy*

³*Istituto Nazionale di Fisica Nucleare, Sezione di Milano, via Celoria 16, 20133 Milano, Italy*

⁴*Physics department, Faculty of Mathematics and Physics, University of Ljubljana, Ljubljana, Slovenia*

(Dated: February 20, 2018)

We show evidence, based on extensive and carefully performed numerical experiments, that the system of two elastic hard-point masses in one-dimension is not ergodic for a generic mass ratio and consequently does not follow the principle of energy equipartition. This system is equivalent to a right triangular billiard. Remarkably, following the time-dependent probability distribution in a suitably chosen velocity direction space, we find evidence of exponential localization of invariant measure. For non-generic mass ratios which correspond to billiard angles which are rational, or weak irrational multiples of π , the system is ergodic, in consistence with existing rigorous results.

PACS numbers: 05.45.-a, 05.90.+m

Introduction.— Soon after the Sinai's proof [1] of ergodicity and mixing in the two-dimensional hard disc gas, the question has been raised if ergodicity and mixing may not also occur in an even simpler one-dimensional, unequal mass, hard point gas. In particular, as pointed out by Lebowitz long ago [2], even the simplest unequal mass case having only two moving point particles is not decided. Since those pioneering times, the analysis of simple non-trivial models has allowed a tremendous progress in our understanding of the properties of nonlinear dynamical systems. In particular, the above problem is of special interest since the local dynamical instability is only linear and therefore it is worthwhile to inquire to what extent statistical properties are present in such systems. This problem is also relevant for the understanding of the properties of the diffusion and relaxation process in quantum mechanics. Indeed, unlike the exponentially unstable classical chaotic motion, in the quantum case deviations in the initial conditions propagate only linearly in time and therefore the quantum diffusion and relaxation process takes place in the absence of exponential instability.

The dynamics of the one-dimensional unequal mass, hard point gas with reflecting boundary conditions can be reduced to a simple map. Indeed let m_1, m_2 be the masses of the two particles, x_1, x_2 and v_1, v_2 their positions and velocities respectively. After the collision, the new velocities v'_1, v'_2 are given by

$$\begin{pmatrix} v'_1 \\ v'_2 \end{pmatrix} = \begin{pmatrix} \cos \alpha & 1 - \cos \alpha \\ 1 + \cos \alpha & -\cos \alpha \end{pmatrix} \begin{pmatrix} v_1 \\ v_2 \end{pmatrix}, \quad (1)$$

where

$$\cos \alpha = \frac{m_1 - m_2}{m_1 + m_2}. \quad (2)$$

To simplify the dynamical description it is convenient to introduce the rescaling $y_i = \sqrt{m_i}x_i$, $w_i = \sqrt{m_i}v_i$, ($i =$

1, 2). Then by letting $\tan \theta = w_2/w_1$, Eq. (1) can be written as $\tan(\theta') = \tan(\alpha - \theta)$. The collisions with the left and right boundary only imply inversion of a particle's velocity and are described by $\theta' = \pi - \theta$ or $\theta' = -\theta$, respectively. It is interesting to notice that our model is equivalent to a point particle with coordinate (y_1, y_2) and velocity (w_1, w_2) moving inside a right triangular billiard with one acute angle given by $\alpha/2$.

If we now denote by C the particle collision, L and R the collision with the left and right wall respectively, it is easy to see that CR merely rotates the velocity vector $w = (w_1, w_2)$ by the angle α while RC performs the inverse rotation. Taking into account that $L = -R$, the overall dynamics in the velocity space can be described as a rotation by an angle $\pm\alpha$ where the sequence of left/right rotations is determined by the given orbit. In other words, for a given trajectory starting with the initial value θ_0 , the final value θ , after a finite sequence, can be written as $\varphi + K\alpha$ with K being an integer and φ being one of the following four constant values: θ_0 , $-\theta_0$, $\pi - \theta_0$, and $\theta_0 - \pi$ where the four different values correspond to the four different signs in the velocity pair. In terms of the integer K , the dynamics merely reduces to the map $K' = -K + 1$ (particles collision) and $K' = -K$ (boundary collision).

This model has been extensively studied both analytically and numerically and in spite of its seemingly simplicity, no definite conclusion has been reached so far concerning its dynamical properties even though the prevailing opinion is that, for α being irrational multiple of π , the system should be ergodic and weakly mixing. Indeed if α/π is rational, i.e. $\alpha = 2\pi p/q$ with coprime integers p and q , then there are precisely $4q$ distinct velocity pairs allowed which means that K can take only q different integer values. On the other hand, when α/π is irrational, the allowed θ values become uniformly dense in the inter-

val $[0, 2\pi]$ and it is at least possible for the system to be ergodic in the velocity space. This latter possibility has actually been suggested long ago on the basis of the first numerical investigations of the model [3] even though the authors themselves pointed out the surprisingly large total number of collisions required to observe all the allowed q values of K . Subsequent numerical investigations [4] confirmed this original conclusion. In a more recent paper [5], the case of a generic triangular billiard with all angles irrational has been considered. (The dynamics of a point particle in this billiard is equivalent to the motion of three hard-core point particles on a ring [5, 6].) Here, while empirical evidence strongly demonstrates that irrational triangular billiards are mixing, it is pointed out that no definite conclusions can be made concerning right triangular billiards, a problem which still remains open.

On the analytical side, the problem has attracted a lot of interest in the mathematical community [7]. For a review we refer to Ref. [8]. In particular, in Ref. [9] the rational case is considered for which the orbits with initial θ_0 lie on an invariant surface M_{θ_0} determined by the finite number of velocities. A theorem in [9] states that for almost every θ_0 the flow $f_t|M_{\theta_0}$ is uniquely ergodic. This result indicates that in the irrational case an orbit densely covers the energy surface. However, it does not allow to conclude that the system is ergodic. Indeed, it is well known that the quasi-ergodic hypothesis, namely, that an orbit comes arbitrarily close to every point on the energy surface, is not sufficient to guarantee ergodicity, namely, that time averages are equal to phase space averages. A more recent, interesting result in Ref. [10] proves that the system is ergodic for irrational values of α/π which are very quickly approximated by sequences of rational numbers. The interesting problem remains open of what happens for a typical (generic) irrational value of α/π .

It is the purpose of the present paper to examine this question with the help of a highly accurate numerical analysis unaccessible previously. The result turns out to be very surprising: numerical evidence strongly suggests that for a typical irrational value of α/π , the system is non-ergodic with typical invariant measures being exponentially localized in the integer direction index K .

Without loss of generality, we fix the length of the box to be unity, the mass of the first particle to be unity, $m_1 = 1$, and the total energy of the system to be $E_1 + E_2 = 1/2$.

The ‘strong’ irrational case.— We consider a mass ratio corresponding to the most irrational case $\alpha = \alpha_g$ with $\alpha_g/\pi = (\sqrt{5} - 1)/2$. In order to investigate its dynamical properties we consider a sequence of principal convergents $\alpha/\pi = M/N$ in the continued fraction representation; namely, $M/N = [0, 1, 1, 1, 1, \dots] = 1/2, 2/3, 3/5, 5/8, 8/13, \dots, f_i/f_{i+1}, \dots$, where $f_{i+1} = f_i + f_{i-1}$. The idea is that the dynamical behavior of each principal convergent might allow perhaps to draw some conclusions for the limiting $N \rightarrow \infty$, golden mean case $\alpha = \alpha_g$.

A necessary condition for ergodicity is certainly an

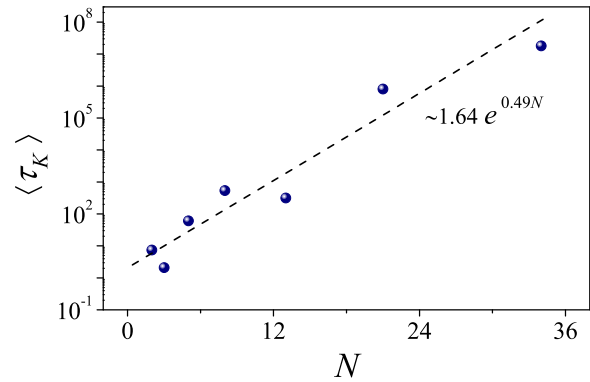


FIG. 1: (Color online) The ensemble averaged τ_K for eight low order rational approximants of $\alpha/\pi = (\sqrt{5} - 1)/2$. The ensemble consists of 10^4 trajectories with fixed $\theta_0 = e\pi$ but different initial particle positions randomly assigned. The error of each data point (not shown) is smaller than the symbol. The numerical results suggest that $\langle \tau_K \rangle$ has an exponential dependence on N . The dashed line indicates the result of the best linear fitting: $\langle \tau_K \rangle \sim e^{0.49N}$.

equipartition of energy in velocity space. Therefore, for a given principal convergent, it is natural to evaluate the time required for an orbit to equally populate, in time average, all the allowed ($2N$ for odd M or N for even M) values of K . It turns out that this time is exceedingly long and already for a very low approximant it goes beyond accessible computing resources.

We then inquire about a shorter, relevant time scale, denoted by τ_K and defined as the shortest time for a trajectory to visit all the allowed values of K . Since τ_K wildly fluctuates from a trajectory to another, we compute the average $\langle \tau_K \rangle$ over an ensemble of trajectories with different initial particle positions. (The initial velocities are fixed.) The results, presented in Fig. 1, show that $\langle \tau_K \rangle$ increases exponentially with N thus implying that for the golden mean case this time diverges to infinity astonishingly fast. One may argue that the question of ergodicity for such a system may be an abstract issue, physically irrelevant: even for a low convergent M/N with $N = 500$, if one assumes that there are 10^{10} collisions per second, the time required to visit all the allowed values of velocities would be much larger than the age of the universe. Nevertheless, abstract models are known to play an important role in the theory of dynamical systems. We introduce therefore a second, much shorter time scale τ^* which will allow to approach much closer to the golden mean via the sequence of principal convergents.

Let us consider two subsequent principal convergents M/N and M'/N' (with $N' > N$); the two trajectories obtained by evolving the same initial condition with $\alpha/\pi = M/N$ and M'/N' respectively, would follow the same symbolic collision sequence (of letters C, L, R) up

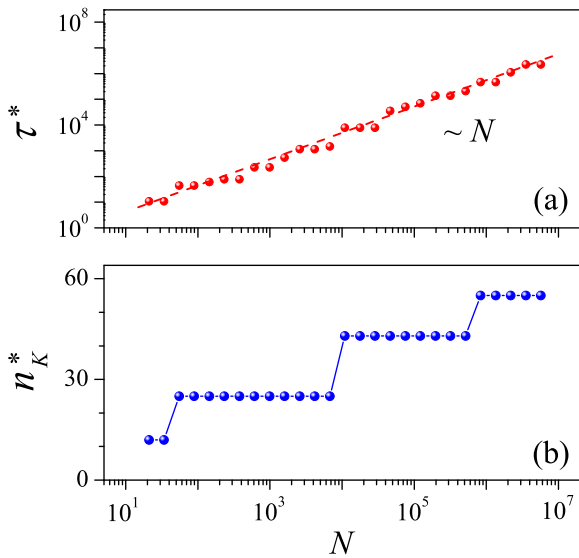


FIG. 2: (Color online) (a) The dependence of τ^* on N , in the continued fraction rational approximation M/N of $\alpha/\pi = (\sqrt{5}-1)/2$, for a given, fixed, initial condition of $\theta_0 = e\pi$ and randomly assigned particle positions. The dashed line $\sim N$ is plotted for reference. For each rational approximation, the number n_K^* of different K values visited by the trajectory up to time τ^* is shown in (b).

to some time $\tau^*(N, N')$. This means that up to time $\tau^*(N, N')$, the sequence of collisions will be the same as for the limiting golden mean case. In Fig. 2(a) we plot $\tau^*(N, N')$ for a given fixed initial condition where $\theta_0/\pi = e$ and the particle positions are assigned randomly. Despite fluctuations, it can be seen that, fairly accurately, τ^* increases linearly with N . In Fig. 2(b), the number n_K^* of different K values visited by the trajectory up to time τ^* , is shown. Surprisingly, we notice that while τ^* increases linearly with N , the number n_K^* of actually visited K values increases very slowly with N . Even though it is difficult to determine with sufficient accuracy the dependence on N due to the presence of sudden jumps and long plateaus, this dependence seems to be logarithmic $n_K^* \sim \ln(N)$. Therefore, for any approximant M/N of the golden mean case, the system visits only a small fraction of the allowed values of direction K up to time $\tau^* \sim N$.

We now turn to the direct consideration of the irrational case $\alpha = \alpha_g$. For this case we compute the probability density distribution function $P(K, t)$ obtained by evolving an ensemble of trajectories with the same initial particle velocities but with random initial positions in the interval $[0, 1]$. In order to suppress fluctuations we make an additional, partial time average of $P(K, t)$ in the interval $[t, t + \delta t]$. The results are shown in Fig. 3, where we plot $P(K, t)$ at different times t , from 10^4 to 10^8 . The main outcome is that the distribution $P(K, t)$

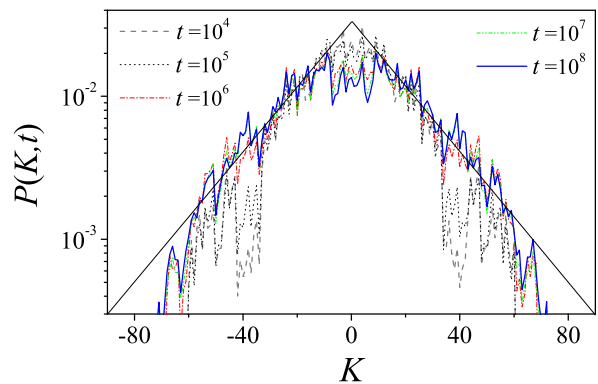


FIG. 3: (Color online) The probability density distribution function $P(K, t)$ computed at various times t for the strong irrational case with α/π being the golden mean. Starting from the lower tail, the curves are for $t = 10^4$ (dashed), 10^5 (dotted), 10^6 (dash-dotted), 10^7 (dash-dot-dotted), and 10^8 (solid), respectively. The thin black lines are drawn for reference. $\theta_0 = \pi/\sqrt{2}$, $\delta t = t/10$, and an average ensemble of 5200 trajectories is taken for evaluating $P(K, t)$ (see the text).

remains very narrow (of width ~ 100) even at very large times. As time increases the tails rise up and one can observe an overall tendency to an exponential distribution. In Fig. 4 we plot the variance of $P(K, t)$. It is seen that the variance appears to saturate even though the convergence is very slow probably due to the slow convergence of the tails to the exponential distribution seen in Fig. 3. The scenario which seems to emerge from Figs. 2-4 is that the system gradually “sees” the successive principal convergents of the golden mean limiting case. Correspondingly, the distribution slowly converges to an exponential shape.

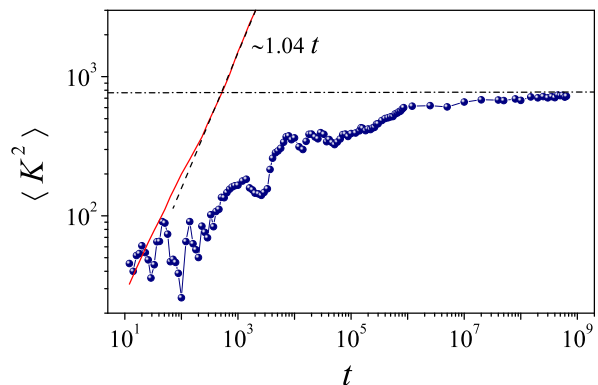


FIG. 4: (Color online) The time dependence of the variance of $P(K, t)$ for the data of Fig. 3 (bullets). The full (red) curve is the counterpart of the modified model with randomized positions. The horizontal dash-dotted line is the expected saturation value corresponding to the exponential distribution in Fig. 3. The dashed line corresponds to $\langle K^2 \rangle = 1.04t$.

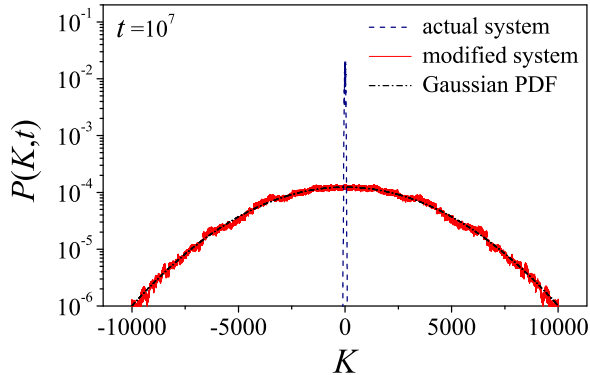


FIG. 5: (Color online) Probability distribution function $P(K, t)$ for the modified model with randomized particle positions (full curve) compared with the actual distribution for the dynamical model (dashed line). The two distributions are plotted at the same time $t = 10^7$. The dash-dotted curve is the Gaussian distribution for $D = 1.04$ and $t = 10^7$.

One should be very careful in drawing definite conclusions from numerical computations. However the following results, namely, (i) the fraction of different K values visited by an orbit up to time τ^* is negligibly small, of order $\ln(N)/N$, while $\tau^* \sim N \rightarrow \infty$ in the golden mean limit, and (ii) the probability distribution $P(K, t)$ has an exponential shape in the limit $t \rightarrow \infty$, strongly suggest that the golden mean case is non-ergodic.

It is interesting to compare the dynamics of our system with the behavior of the following modified model: after each collision we randomize the particle positions for all trajectories. In this case it turns out that the variance $\langle K^2 \rangle \sim Dt$ with $D \approx 1$ (full line in Fig. 4). The resulting probability distribution $P(K, t)$ is shown in Fig. 5 (full line); here the dash-dotted line is a Gaussian with $D \approx 1$ and it agrees quite well with numerical data. The striking difference with the distribution of the actual model (dashed line), plotted after the same time, shows the strong freezing effect induced by dynamical correlations.

Weak irrational case.— So far we have considered a particular mass ratio given by $\alpha = \alpha_g$. The natural question is how generic is the dynamical behavior displayed by this case. To this end we recall an important rigorous result by Vorobets [10] which states that the billiard flow in a right triangular with one acute angle $\alpha/2 = \pi(a_5^{-1} + a_{10}^{-1} + \dots + a_{5n}^{-1} + \dots)$, where the sequence a_n is given by $a_0 = 1$ and $a_{n+1} = 2^{a_n}$ ($n = 0, 1, 2, \dots$), is ergodic. Therefore, ergodicity takes place for an irrational α/π which is very close to rational numbers in the sense that the sequence of rational approximants has an impressively fast convergence. This result is in nice agreement with our numerical analysis. Indeed, given two subsequent principal convergents $M_i/N_i, M_{i+1}/N_{i+1}$ of an irrational α/π , in order to be ergodic it is at least

necessary that the time $\tau^*(N_i, N_{i+1})$ is larger than the time $\tau_K(N_i)$ needed to visit all the allowed velocities at the i -th rational approximant. Since, as we have seen, τ_K increases exponentially with N while τ^* increases only linearly, it follows that a necessary condition for ergodicity of the limiting irrational α is that $N_{i+1} \sim \exp(N_i)$. Therefore our numerical analysis not only is in agreement with the rigorous result [10] but also provides a hint for identifying the set of irrational α/π for which the system can be ergodic. These irrationals are inside the so called set of Liouville numbers [11] which are known to have zero Lebesgue measure.

Discussion.— It is interesting to remark that the predicted lack of ergodicity is not related to the usual picture of divided phase space with islands of stability and region of chaotic motion. Moreover, in our case, following the result of Ref. [9], a typical orbit is expected to densely cover the energy surface. Instead the non-ergodic behavior derives from the exponential decay of the probability distribution $P(K, t)$ indicating exponential localization of invariant measures. This feature explains why previous numerical investigations failed to identify non-ergodic behavior. The reason is not the larger computational power now available; instead it is the dynamical quantities that were investigated. To make a clear example, by the popular surface of section method it would be absolutely impossible to provide numerical evidence of non-ergodic behavior in a system where the orbits are dense on the energy surface.

The behavior of our model is reminiscent of the dynamical localization phenomenon in the quantum kicked rotator [12] in which the relevant parameter is the kicking period τ . Indeed it is known that for a typical irrational τ/π , exponential localization takes place while it has been rigorously proven that there exist irrational values of period τ/π for which there is no localization [13]. Actually, heuristic arguments [14] lead to the conclusion that such irrationals belong to the set of Liouville numbers. Quite clearly this analogy should be taken *cum grano salis* since the two systems belong to completely different domains. Yet they have in common that a key role is played by the randomness property of the sequence of digits of the irrational α/π or τ/π . This may open the way for a better understanding of the mechanism leading to the suppression of classical and quantum diffusion. In addition, one is confronted one more time with the fascinating richness of dynamical behavior of seemingly extremely simple systems.

Acknowledgements.— We are grateful to I. Guarneri and R. Artuso for useful discussions. J.W. acknowledges the support by the NNSF (Grant No. 11275159) and SRFDP (Grant No. 20100121110021) of China, G.C. acknowledges the support by MIUR-PRIN 2010-2011 and by Regione Lombardia, and T.P. acknowledges Grant P1-0044 of the Slovenian Research Agency.

-
- [1] Ya. G. Sinai, Russian Math. Surveys **25**, 137 (1970).
- [2] J. L. Lebowitz, Hamiltonian flows and rigorous results in nonequilibrium statistical mechanics, in Statistical Mechanics: Proceedings I.U.P.A.P. Conference Chicago, 1971, (S. A. Rice, K. F. Freed, and J. L. Light, Eds.), University of Chicago Press, Chicago, 1972.
- [3] G. Casati and J. Ford, J. Comput. Phys. **20**, 97 (1976).
- [4] R. Artuso, G. Casati, and I. Guarneri, Phys. Rev. E **55**, 6384 (1997).
- [5] G. Casati and T. Prosen, Phys. Rev. Lett. **83**, 4729 (1999).
- [6] S. L. Glashow and L. Mittag, J. Stat. Phys. **87**, 937 (1997).
- [7] E. Gutkin, Physica D **19**, 311 (1986).
- [8] E. Gutkin, J. Stat. Phys. **83**, 7 (1996).
- [9] S. Kerckhoff, H. Masur, and J. Smillie, Ann. Math. **124**, 293 (1986).
- [10] Ya. B. Vorobets, Russ. Mat. Surv. **51** 756 (1996).
- [11] The Liouville numbers are those numbers which are approximated by rationals M/N faster than any power of N .
- [12] G. Casati, B. V. Chirikov, F. M. Izraelev, and J. Ford, *Lecture Notes in Physics* (Springer, New York, 1979), Vol. 93, p.334.
- [13] G. Casati and I. Guarneri, Commun. Math. Phys. **95**, 121 (1984)
- [14] G. Casati and B.V. Chirikov, in "Quantum Chaos", Cambridge University Press, page 40, (1995)