

Lattice Boltzmann simulation of the surface growth effects for the infiltration of molten Si in carbon preforms

Danilo Sergi, Loris Grossi, Tiziano Leidi, and Alberto Ortona

University of Applied Sciences (SUPSI), The iCIMSI Research Institute, Galleria 2, CH-6928 Manno, Switzerland

(Dated: June 16, 2021)

The infiltration of molten silicon into carbon preforms is a widespread technique employed in the industry in order to enhance the thermal and mechanical properties of the final ceramic products. A proper understanding of this phenomenon is quite challenging since it stems from the reciprocal action and reaction between fluid flow, the transition to wetting, mass transport, precipitation, surface growth as well as heat transfer. As a result, the exhaustive modeling of such problem is an involved task. Lattice Boltzmann simulations in 2D for capillary infiltration are carried out in the isothermal regime taking into account surface reaction and subsequent surface growth. Precisely, for a single capillary in the linear Washburn regime, special attention is paid to the retardation for the infiltration process induced by the thickening of the surface behind the contact line of the invading front. Interestingly, it turns out that the process of surface growth leading to pore closure marginally depends on the infiltration velocity. We conclude that porous matrices with straight and wide pathways represent the optimal case for impregnation. Our analysis includes also a comparison between the radii characterizing the infiltration process (i.e., minimum, hydraulic, average and effective radii).

Keywords: Capillarity; Lattice Boltzmann method; Surface growth; Liquid silicon infiltration

I. INTRODUCTION

The Lattice Boltzmann (LB) method is gaining increasing consideration for hydrodynamic simulations. A variety of systems can be studied in the incompressible limit [1–4]. The advantage of the LB method over other numerical schemes resides in its ability to deal with non-equilibrium dynamics, interface phenomena (wetting) and complex geometries (porous media). Our aim is to simulate the infiltration of molten silicon (Si) into carbon (C) preforms, taking into account the reaction of silicon carbide (SiC) formation [5–16]. The benefits of this process mainly have to do with the thermal properties.

In the simulations, the chemical reaction responsible for surface growth is based on mass precipitation [17–22]. The effects caused by the thickening of the surface are analyzed for a single capillary exhibiting the linear Washburn law [23–25]. This time dependence for the penetration of the invading front is typical of reactive Si infiltration [12, 13]. It is important to stress here that the LB models reside on assumptions that are not fulfilled in experiments. For example, in the simulations the liquid and vapor phases have almost the same density [25]. But this inconsistency is not dramatic since the density difference at the interface determines the surface tension (Laplace law) and in turn the contact angle. So, once the experimental contact angle of 30° [11, 12] is reproduced the results can be regarded as reliable in that respect. The discrepancies with experimental data are mainly due to the fact that in the simulations the Reynolds number overestimates the experimental value, particularly low (micron scale and weak velocities) [12, 14]. This means that matching with experimental results could be restored in the limit of capillaries of infinite length. However, the shortcomings arising from this inaccuracy should be limited since the reactivity is expected to be affected by the infiltration velocity not significantly [19, 20, 22]. In any case, our investigation is carried out under severe simplifying conditions. Last but not least, thermal effects are disregarded [26].

With our simulations we can ascertain that surface growth retards the process of capillary infiltration. We are also in a position to discuss the process of pore closure. The main result of our work is that the phenomenon of pore closure is to a large extent independent of the infiltration velocities. Guidelines for optimal melt infiltration are formulated accordingly.

II. LB MODELS

The LB method is based on the discretization of the velocity space [1–4], besides the discretization of the simulation domain, common to other numerical schemes. The LB method simulates the hydrodynamic behavior at a mesoscopic level since combining rules reminiscent of microscopic mechanisms and statistical treatment. The evolution of the systems is determined by iterating the BGK equation [27]. The bounce-back rule is applied for the collisions between the fluid and solid phases. It has been proven that the physics of capillary infiltration is better described by multicomponent systems [24, 25, 28, 29]. Interface phenomena (surface tension) are introduced by taking into account fluid-fluid interactions (cohesive forces). Wetting phenomena can be accounted for by incorporating solid-fluid interactions (adhesive forces). In our simulations, both types of interactions are implemented using the models proposed in Ref. [30].

In the LB framework, mass transport is described under the assumption of weak coupling with fluid flow. Also in this case, the dynamics satisfies the BGK equation [18–22], in full analogy with fluid motion. The reaction at the surface is based on mass precipitation [18–22]: in the course of time mass deposits on the surface and when the cumulated mass exceeds a threshold value, the solid phase expands. In our simulations, the relative effects between reactivity and the characteristics of mass transport is varied only by considering different values of the reaction-rate constant k_r as done in Ref. [31]. A thorough account on this aspect is proposed in Ref. [20].



Figure 1: Fluid motion inside an interstice driven by capillary forces. In red the main wetting component, in blue the other substance. The solid phase is represented by black points. The contact angle is the angle that the interface (tangent) forms at the contact line, where the three phases meet. Top: case without surface reaction; bottom: outcome with reaction enabled.

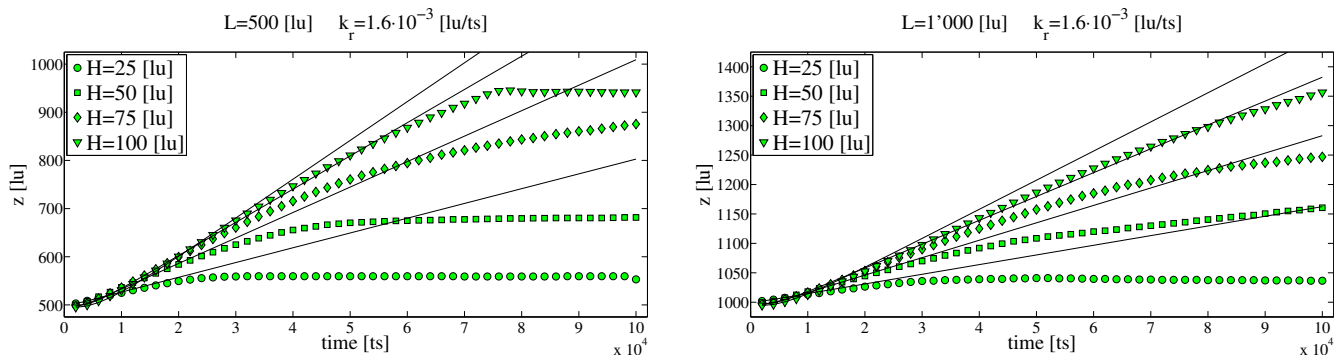


Figure 2: Centerline position of the invading front in the course of time. Green points represent the results obtained from simulations with reactive surfaces. The solid lines correspond to the theoretical predictions in the absence of reaction.

In the next section, we shall present the results for capillaries of different length, height and reaction conditions. The simulations generate data in model units. The units of all quantities will be expressed in terms of the units for length lu , for mass μ and for time ts . Direct comparison with quantities given in ordinary units is possible after suitable transformations [22, 32], even though it is better to establish equivalences via dimensionless parameters like the Reynolds number [33]. The details about the LB models, the simulation settings and related issues can be found in Ref. [31].

III. RESULTS AND DISCUSSION

Our starting point is the linear Washburn law for capillary infiltration [25]:

$$z(t) = \frac{V_{\text{cap}} H \cos \theta}{6L} t_d [\exp(-t/t_d) + t/t_d - 1], \quad (1)$$

where $V_{\text{cap}} = \gamma/\mu$ and $t_d = \rho H^2/12\mu$. Furthermore, z is the centerline position of the invading front, γ the surface tension, μ the dynamic viscosity, ρ the density, H the capillary height, L the length, θ the contact angle. The Lattice Boltzmann method can simulate accurately this phenomenon [31]. Equation 1 predicts that the depth of the front inside the capillary varies linearly with time. A typical capillary system is illustrated in Fig. 1. The behavior of the invading front in the presence of surface reaction is shown in Fig. 2. There appears that the thickening of the surface behind the contact line retards the infiltration process, leading also to pore closure. For narrower interstices, the retardation becomes important near the onset of pore closure, so that this phenomenon is quite

abrupt. For larger widths the resistance increases gradually. It is also interesting to note that, for longer capillaries, the retardation effect is less marked but the infiltration process is slower (cf. Ref. [31]).

In order to shed more light on the process of pore closure, we consider the quantity Δe defined as the maximal width of the solid phase. Values close to $H/2$ indicate that the phenomenon of pore closure occurred. Figure 3 shows the time dependence of Δe for different lengths of the capillaries and for different reaction-rate constants. It is important to remark that, for a given reaction-rate constant, the curves are quite similar. Indicatively, Eq. 1 suggests that the infiltration velocity is reduced by a factor of 2 in passing from $L = 500$ [lu] to $L = 1'000$ [lu]. Altogether, it turns out that the kinetics of surface growth is marginally influenced by the infiltration velocity. This means that narrow interstices are particularly detrimental for reactive infiltration because they are associated with smaller velocities and they occlude sooner and abruptly.

In Fig. 4 we compare the radii characterizing the infiltration process. r_{min} is the minimum radius, r_h the hydraulic radius, r_{ave} the average radius and r_{eff} the effective radius. The hydraulic radius is determined by means of the formula $r_h = A/P$ [34]; A is the capillary area and P the perimeter of the profile of the lower wall. The radius r_{eff} is obtained from Eq. 1: for $\cos \theta$ we use the results in the absence of reaction and the infiltration velocity is estimated using the method of least squares. Of course, r_{eff} includes the retardation effects due to surface growth and describes the whole infiltration process. For this reason, the other radii are rather larger at the beginning of the simulation and smaller towards the end. Furthermore, we omit the results for the capillaries that occlude ($H = 25$ [lu]) since

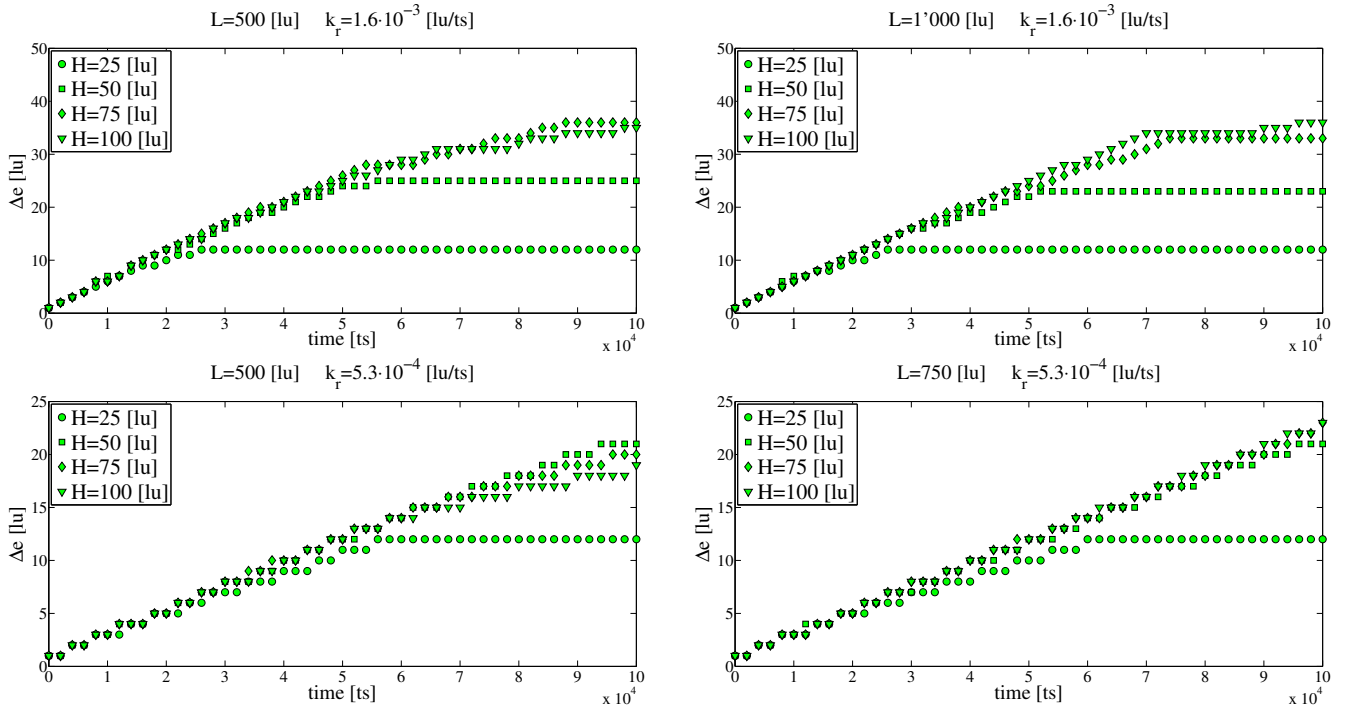


Figure 3: Time dependence of the maximal width of the solid phase Δe .

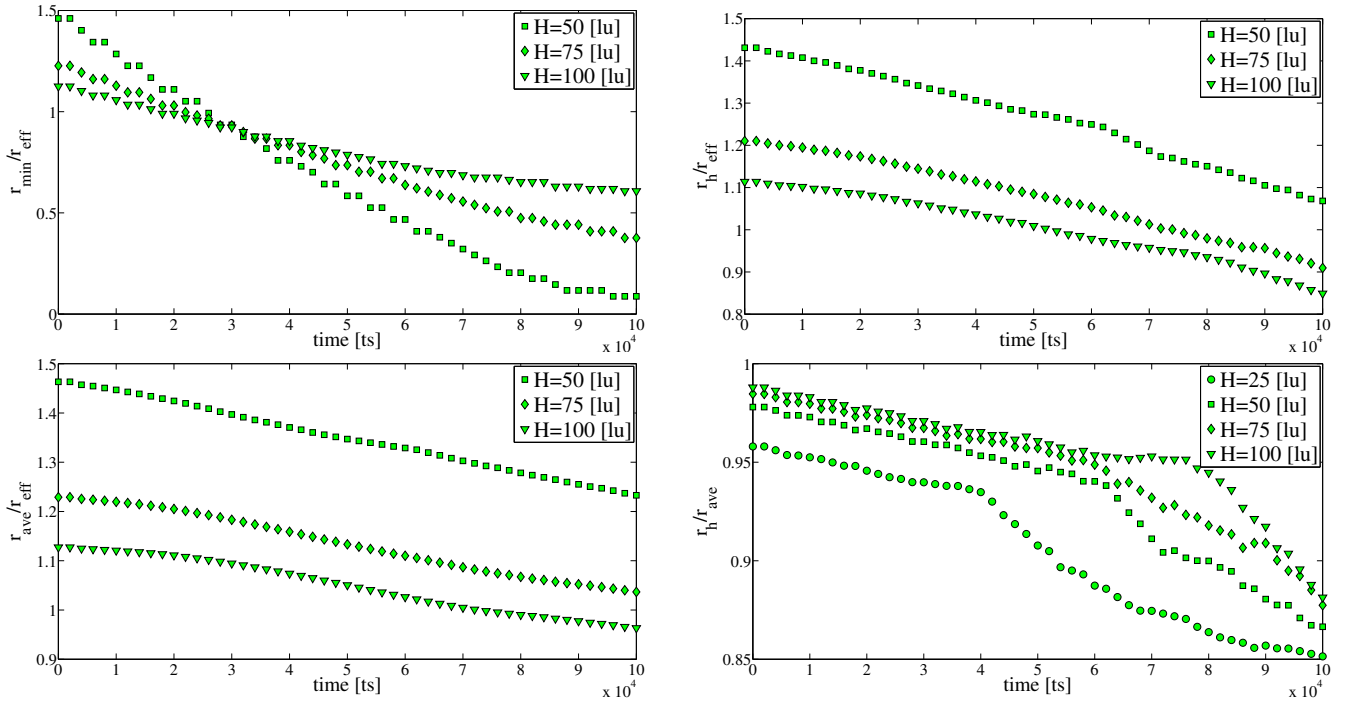


Figure 4: Comparison between the minimum, hydraulic, average and effective radii, denoted respectively by r_{\min} , r_h , r_{ave} and r_{eff} . For all plots, $L = 500$ [lu] and $k_r = 8 \cdot 10^{-4}$ [lu/ts]. Similar curves are obtained for the other capillary lengths. For weaker reactivities, i.e. smaller k_r , the various ratios are closer to 1.

the comparison is not particularly speaking. In general, it can be seen that r_{\min} , r_h and r_{ave} vary linearly with time. Deviations from the effective radius r_{eff} are smaller for the hydraulic radius, with a few exceptions if $H = 100$ [lu]. The hydraulic and average radii differ especially in the second half of the simulations (see Fig. 4).

IV. CONCLUSIONS

In this work, we could single out simple criteria allowing to ease the capillary infiltration of molten Si into C preforms. Namely, there appears that ideally the porous matrix should be characterized by wide pathways as straight as possible. Importantly, the process of surface growth leading to pore closure is marginally influenced by the infiltration velocity. As

a consequence, narrow interstices are especially detrimental: their smaller size is in no way beneficial in order to prevent the phenomenon of pore closure. Finally, our study suggests that the porosity characteristics of the carbon preforms are critical for the process of capillary infiltration. Future work will be devoted to this issue.

Acknowledgments

The research leading to these results has received funding from the European Union Seventh Framework Programme (FP7/2007-2013) under grant agreement n° 280464, project "High-frequency ELeCtro-Magnetic technologies for advanced processing of ceramic matrix composites and graphite expansion" (HELM).

-
- [1] M.C. Sukop and D.T. Thorne Jr., *Lattice Boltzmann Modeling: An Introduction for Geoscientists and Engineers*, Springer, 2010
- [2] S. Succi, *The Lattice Boltzmann Equation for Fluid Dynamics and Beyond*, Oxford University Press, 2009
- [3] D.A. Wolf-Gladrow, *Lattice-Gas Cellular Automata and Lattice Boltzmann Models - An Introduction*, Springer, 2005
- [4] S. Chen and G.D. Doolen, Lattice Boltzmann method for fluid flows, *Annu. Rev. Fluid Mech.*, 30, 1998, p 329-364, in English
- [5] W.B. Hillig, R.L. Mehan, C.R. Morelock, V.J. DeCarlo, W. Laskow, Silicon/silicon carbide composites, *Am. Ceram. Soc. Bull.*, 54(12), 1975, p 1054-1056, in English
- [6] A. Mortensen, B. Drevet, and N. Eustathopoulos, Kinetics of diffusion-limited spreading of sessile drops in reactive wetting, *Scripta Mater.*, 36(6), 1997, p 645-651, in English
- [7] O. Dezellus, F. Hodaj, and N. Eustathopoulos, Progress in modelling of chemical-reaction limited wetting, *J. Eur. Ceram. Soc.*, 23(15), 2003, p 2797-2803, in English
- [8] O. Dezellus and N. Eustathopoulos, Fundamental issues of reactive wetting by liquid metals, *J. Mater. Sci.*, 45(16), 2010, p 4256-4264, in English
- [9] N. Eustathopoulos, M.G. Nicholas, and B. Drevet, *Wettability at High Temperatures*, Pergamon, 1999
- [10] G.W. Liu, M.L. Muolo, F. Valenza, A. Passerone, Survey on wetting of SiC by molten metals, *Ceram. Int.*, 36(4), 2010, p 1177-1188, in English
- [11] V. Bougiouri, R. Voytovych, N. Rojo-Calderon, J. Narciso, N. Eustathopoulos, The role of the chemical reaction in the infiltration of porous carbon by NiSi alloys, *Scripta Mater.*, 54(11), 2006, p 1875-1878, in English
- [12] R. Voytovych, V. Bougiouri, N.R. Calderon, J. Narciso, N. Eustathopoulos, Reactive infiltration of porous graphite by NiSi alloys, *Acta Mater.*, 56(10), 2008, p 2237-2246, in English
- [13] R. Israel, R. Voytovych, P. Protzenko, B. Drevet, D. Camel, N. Eustathopoulos, Capillary interaction between molten silicon and porous graphite, *J. Mater. Sci.*, 45(8), 2010, p 2210-2217, in English
- [14] E.O. Einset, Capillary infiltration rates into porous media with application to silcomp processing, *J. Am. Ceram. Soc.*, 79(2), 1996, p 333-338, in English
- [15] E.O. Einset, Capillary infiltration rates into porous media with application to silcomp processing, *Chem. Eng. Sci.*, 53(5), 1998, p 1027-1039, in English
- [16] R.P. Messner and Y.-M. Chiang, Liquid-phase reaction-bonding of silicon carbide using alloyed silicon-molybdenum melts, *J. Am. Ceram. Soc.*, 73(5), 1990, p 1193-1200, in English
- [17] N.R. Calderon, R. Voytovych, J. Narciso, N. Eustathopoulos, Pressureless infiltration versus wetting in AlSi/graphite systems, *J. Mater. Sci.*, 45(16), 2010, p 4345-4350, in English
- [18] Q. Kang, D. Zhang, S. Chen, X. He, Lattice Boltzmann simulation of chemical dissolution in porous media, *Phys. Rev. E*, 65(3), 2002, p 36318-36325, in English
- [19] Q. Kang, D. Zhang, and S. Chen, Simulation of dissolution and precipitation in porous media, *J. Geophys. Res.*, 108(B10), 2003, p 2504-2513, in English
- [20] Q. Kang, D. Zhang, P.C. Lichtner, I.N. Tsimpanogiannis, Lattice Boltzmann model for crystal growth from supersaturated solution, *Geophys. Res. Lett.*, 31(21), 2004, p 21107-21111, in English
- [21] Q. Kang, P.C. Lichtner, and D. Zhang, An improved lattice Boltzmann model for multicomponent reactive transport in porous media at the pore scale, *Water Resour. Res.*, 43(12), 2007, p 5551-5562, in English
- [22] G. Lu, D.J. DePaolo, Q. Kang, D. Zhang, Lattice Boltzmann simulation of snow crystal growth in clouds, *J. Geophys. Res.*, 114(D7), 2009, p 11087-11100, in English
- [23] E.W. Washburn, The dynamics of capillary rise, *Phys. Rev.*, 17(3), 1921, p 273-283, in English
- [24] S. Chibbarro, Capillary filling with pseudo-potential binary Lattice-Boltzmann model, *Eur. Phys. J. E*, 27(1), 2008, p 99-106, in English
- [25] S. Chibbarro, L. Biferale, F. Diotallevi, S. Succi, Capillary filling for multicomponent fluid using the pseudo-potential Lattice Boltzmann method, *Eur. Phys. J. Special Topics*, 171(1), 2009, p 223-228, in English
- [26] P. Sangsuwan, S.N. Tewari, J.E. Gatica, M. Singh, R. Dickerson, Reactive infiltration of silicon melt through microporous amorphous carbon preforms, *Metall. Mater. Trans. B*, 30(5), 1999, p 933-944, in English
- [27] P. Bhatnagar, E. Gross, and A. Krook, A model for collision processes in gases. I. Small amplitudes processes in charged and neutral one-component systems, *Phys. Rev.*, 94(3), 1954, p 511-525, in English
- [28] F. Diotallevi, L. Biferale, S. Chibbarro, A. Lamura, G. Pon-

- trelli, M. Sbragaglia, S. Succi, T. Toschi, Capillary filling using lattice Boltzmann equations: The case of multi-phase flows, *Eur. Phys. J. Special Topics*, 166(1), 2009, p 111-116, in English
- [29] F. Diotallevi, L. Biferale, S. Chibbarro, G. Pontrelli, F. Toschi, S. Succi, Lattice Boltzmann simulations of capillary filling: Finite vapour density effects, *Eur. Phys. J. Special Topics*, 171(1), 2009, p 237-243, in English
- [30] N.S. Martys and H.D. Chen, Simulation of multicomponent fluids in complex three-dimensional geometries by lattice Boltzmann method, *Phys. Rev. E*, 53(1), 1996, p 743-750, in English
- [31] D. Sergi, L. Grossi, T. Leidi, A. Ortona, Surface growth effects on reactive capillary-driven flow: Lattice Boltzmann investigation, submitted (arXiv:1303.5179)
- [32] M. Gross, F. Varnik, and D. Raabe, I. Steinbach, Small droplets on superhydrophobic substrates, *Phys. Rev. E*, 81(5), 2010, p 51606-51619, in English
- [33] L.D. Landau and E.M. Lifshitz, *Fluid Mechanics*, Elsevier, 2008
- [34] F.A.L. Dullien, *Porous Media: Fluid Transport and Pore Structure*, Academic Press, 1992