

# Multi-Objective Beamforming for Secure Communication in Systems with Wireless Information and Power Transfer

Derrick Wing Kwan Ng, Lin Xiang, and Robert Schober  
Institute for Digital Communications, Universität Erlangen-Nürnberg, Germany

*Abstract*—In this paper, we study power allocation for secure communication in a multiuser multiple-input single-output (MISO) downlink system with simultaneous wireless information and power transfer. The receivers are able to harvest energy from the radio frequency when they are idle. We propose a multi-objective optimization problem for power allocation algorithm design which incorporates two conflicting system objectives: total transmit power minimization and energy harvesting efficiency maximization. The proposed problem formulation takes into account a quality of service (QoS) requirement for the system secrecy capacity. Our designs advocate the dual use of artificial noise in providing secure communication and facilitating efficient energy harvesting. The multi-objective optimization problem is non-convex and is solved by a semidefinite programming (SDP) relaxation approach which results in an approximate of solution. A sufficient condition for the global optimal solution is revealed and the accuracy of the approximation is examined. To strike a balance between computational complexity and system performance, we propose two suboptimal power allocation schemes. Numerical results not only demonstrate the excellent performance of the proposed suboptimal schemes compared to baseline schemes, but also unveil an interesting trade-off between energy harvesting efficiency and total transmit power.

## I. INTRODUCTION

Energy harvesting is a promising technology to provide self-sustainability to power-constrained communication devices [1]–[5]. Traditionally, energy harvesting communication systems [1], [2] harvest energy from renewable natural energy sources such as geothermal, wind, and solar. However, these conventional energy sources are usually location dependent and may not be suitable for handheld mobile devices. On the other hand, recent developments in simultaneous wireless and information transfer [3]–[5] open up a new dimension for prolonging the lifetime of battery powered mobile devices. In particular, the transmitter can transfer energy to the receiver via electromagnetic waves in radio frequency (RF). Besides, the integration of RF energy harvesting capabilities with communication systems demands a paradigm shift in transceiver signal processing design since it introduces new QoS requirements for efficient energy harvesting. Although increasing the energy radiated from the transmitter facilitates energy harvesting at the receivers, it may also increase the probability of information leakage and the vulnerability to eavesdropping.

On the other hand, multiple-antenna techniques have recently attracted much attention in the research community for providing physical (PHY) layer security [6]–[8]. In [6], the authors proposed a beamforming scheme for maximizing the energy

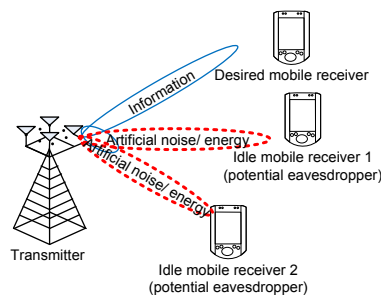


Fig. 1. Downlink multiuser communication system with  $K = 3$  mobile receivers for wireless information and power transfer. The red dotted ellipsoids show the dual use of artificial noise for providing security and facilitating efficient energy harvesting.

efficiency of secure communication systems. In [7] and [8], the spatial degrees of freedom offered by multiple antennas are used to degrade the channel of eavesdroppers deliberately via artificial noise transmission. Thereby, a large portion of the transmit power is devoted to artificial noise generation for guaranteeing securing communication. However, the problem formulations in [6]–[8] do not take into account the possibility of RF harvesting at the receivers. Besides, the results in [1]–[8] were obtained for a single system design objective and may not be applicable to multi-objective system design.

In this paper, we address the above issues. To this end, we propose a multi-objective optimization problem formulation which jointly maximizes the energy harvesting efficiency and minimizes the total transmit power. The problem formulation considers secure communication in multiuser multiple-input single-output (MISO) systems with RF energy harvesting receivers. An approximate solution of the optimization problem is obtained in form of a semidefinite programming (SDP) based power allocation algorithm. Furthermore, we also propose two suboptimal schemes which provide close-to-optimal performance.

## II. SYSTEM MODEL

In this section, we present the adopted multiuser downlink channel model for wireless information and power transfer.

A downlink multiuser communication system for simultaneous wireless information and power transfer is considered. There are one transmitter equipped with  $N_t > 1$  transmit antennas and  $K$  legitimate receivers, each of which is equipped with a single antenna, cf. Figure 1. We assume that the receivers are able to either harvest energy or decode information from the received radio signals in each time slot. In each scheduling slot, the transmitter not only conveys information to a given

receiver, but also transfers energy<sup>1</sup> to the remaining  $K - 1$  idle receivers for extending their lifetimes. However, the information signal of the selected receiver is overheard by the  $K - 1$  idle legitimate receivers and can be eavesdropped by them. Therefore, they are treated as potential eavesdroppers, which is taken into account for power allocation algorithm design for secure communication. We assume a frequency flat slow fading channel and the downlink channel gains of all receivers are known at the transmitter. The received signals at the desired receiver and the  $K - 1$  idle receivers are given by, respectively,

$$y = \mathbf{h}^H \mathbf{x} + z_s \text{ and} \quad (1)$$

$$y_{I,k} = \mathbf{g}_k^H \mathbf{x} + z_s, \quad \forall k = \{1, \dots, K - 1\}, \quad (2)$$

where  $\mathbf{x} \in \mathbb{C}^{N_T \times 1}$  and  $\mathbb{C}^{N \times M}$  denote the transmitted symbol vector and the space of all  $N \times M$  matrices with complex entries, respectively.  $\mathbf{h}^H \in \mathbb{C}^{1 \times N_T}$  is the channel vector between the transmitter and the desired receiver and  $\mathbf{g}_k^H \in \mathbb{C}^{1 \times N_T}$  is the channel vector between the transmitter and idle receiver (potential eavesdropper)  $k$ .  $(\cdot)^H$  denotes the conjugate transpose of an input matrix.  $z_s$  is additive white Gaussian noise (AWGN) with zero mean and variance  $\sigma_s^2$ .

To guarantee secure communication, artificial noise is generated at the transmitter to interfere with the channels between the transmitter and the  $K - 1$  idle receivers (potential eavesdroppers). In particular, the transmit signal vector

$$\mathbf{x} = \mathbf{w}s + \mathbf{v} \quad (3)$$

is adopted at the transmitter, where  $s \in \mathbb{C}^{1 \times 1}$  and  $\mathbf{w} \in \mathbb{C}^{N_t \times 1}$  are the information bearing signal for the desired receiver and the corresponding beamforming vector, respectively. We assume without loss of generality that  $\mathcal{E}\{|s|^2\} = 1$ , where  $\mathcal{E}\{\cdot\}$  denotes statistical expectation.  $\mathbf{v} \in \mathbb{C}^{N_t \times 1}$  is the artificial noise vector generated by the transmitter to combat the potential eavesdroppers. Specifically,  $\mathbf{v}$  is modeled as a complex Gaussian random vector with mean  $\mathbf{0}$  and covariance matrix  $\mathbf{V} \in \mathbb{H}^{N_t}$ ,  $\mathbf{V} \succeq \mathbf{0}$ . Here,  $\mathbb{H}^N$  represents the set of all  $N$ -by- $N$  complex Hermitian matrices and  $\mathbf{V} \succeq \mathbf{0}$  indicates that  $\mathbf{V}$  is a positive semidefinite matrix.

### III. POWER ALLOCATION ALGORITHM DESIGN

In this section, we define different quality of service (QoS) measures for secure communication systems with wireless information and power transfer. Then, we formulate the corresponding power allocation problems. For the sake of notational simplicity, we define the following variables:  $\mathbf{H} = \mathbf{h}\mathbf{h}^H$  and  $\mathbf{G}_k = \mathbf{g}_k\mathbf{g}_k^H$ ,  $k = \{1, \dots, K - 1\}$ .

#### A. Secrecy Capacity

Given perfect channel state information (CSI) at the receiver, the system capacity (bit/s/Hz) between the transmitter and the desired receiver is given by

$$C = \log_2 \left( 1 + \Gamma \right) \text{ and } \Gamma = \frac{\mathbf{w}^H \mathbf{H} \mathbf{w}}{\text{Tr}(\mathbf{H} \mathbf{V}) + \sigma_s^2}, \quad (4)$$

where  $\Gamma$  is the received signal-to-interference-plus-noise ratio (SINR) at the desired receiver and  $\text{Tr}(\cdot)$  denotes the trace of a matrix.

<sup>1</sup>In this paper, a normalized energy unit, i.e., Joule-per-second, is adopted. Therefore, the terms power and energy are used interchangeably in this paper.

The channel capacity between the transmitter and idle receiver (potential eavesdropper)  $k$  is given by

$$C_{I,k} = \log_2 \left( 1 + \Gamma_k \right) \text{ and } \Gamma_{I,k} = \frac{\mathbf{w}^H \mathbf{G}_k \mathbf{w}}{\text{Tr}(\mathbf{G}_k \mathbf{V}) + \sigma_s^2} \quad (5)$$

where  $\Gamma_{I,k}$  is the received SINR at idle receiver  $k$ . Therefore, the maximum achievable secrecy capacity between the transmitter and the desired receiver can be expressed as

$$C_{sec} = \left[ C - \max_{k \in \{1, \dots, K-1\}} C_{I,k} \right]^+, \quad (6)$$

where  $[x]^+ = \max\{0, x\}$ . In the literature, secrecy capacity, i.e., (6), is commonly adopted as a QoS requirement for system design to provide secure communication [7], [8].

#### B. Energy Harvesting Efficiency

In the considered system, the idle receivers are able to harvest energy for prolonging their lifetimes. Thus, energy harvesting efficiency also plays an important role in the system design and should be considered in the problem formulation. To this end, we define energy harvesting efficiency as the ratio of the total harvest power and the total radiated power. The total amount of energy harvested by the  $K - 1$  receivers is modeled as

$$\text{HP}(\mathbf{w}, \mathbf{V}) = \sum_{k=1}^{K-1} \varepsilon_k \left( \mathbf{w}^H \mathbf{G}_k \mathbf{w} + \text{Tr}(\mathbf{G}_k \mathbf{V}) \right), \quad (7)$$

where  $\varepsilon_k$  is a constant,  $1 \geq \varepsilon_k \geq 0$ , which denotes the RF energy conversion efficiency of idle receiver  $k$  in converting the received radio signal to electrical energy. Indeed, both beaming vector  $\mathbf{w}$  and artificial noise vector  $\mathbf{v}$  carry energy and can act as energy supply to the idle receivers. Although increasing the transmit power in  $\mathbf{w}$  facilitates energy harvesting at the receivers, it may also increase the susceptibility to eavesdropping, cf. (4)–(7). Therefore, the dual use of artificial noise in providing simultaneous efficient energy harvesting and secure communication is proposed in this paper.

On the other hand, the power radiated from the transmitter can be expressed as

$$\text{TP}(\mathbf{w}, \mathbf{V}) = \|\mathbf{w}\|^2 + \text{Tr}(\mathbf{V}), \quad (8)$$

where  $\|\cdot\|$  denotes the Euclidean vector norm. Finally, the energy harvesting efficiency of the considered system is defined as

$$\eta_{\text{eff}}(\mathbf{w}, \mathbf{V}) = \frac{\text{HP}(\mathbf{w}, \mathbf{V})}{\text{TP}(\mathbf{w}, \mathbf{V})}. \quad (9)$$

#### C. Optimization Problem Formulations

We first propose two single-objective system design formulations for secrecy communication. Then, we consider the two proposed system design objectives jointly under the framework of multi-objective optimization. The first problem formulation aims at energy harvesting efficiency maximization:

*Problem 1 (Energy Harvesting Efficiency Maximization):*

$$\begin{aligned} & \underset{\mathbf{V} \in \mathbb{H}^{N_t}, \mathbf{w}}{\text{maximize}} && \eta_{\text{eff}}(\mathbf{w}, \mathbf{V}) \\ \text{s.t. C1:} &&& \frac{\mathbf{w}^H \mathbf{H} \mathbf{w}}{\text{Tr}(\mathbf{H} \mathbf{V}) + \sigma_s^2} \geq \Gamma_{req}, \\ \text{C2:} &&& \frac{\mathbf{w}^H \mathbf{G}_k \mathbf{w}}{\text{Tr}(\mathbf{G}_k \mathbf{V}) + \sigma_s^2} \leq \Gamma_{tol_k}, \forall k, \\ \text{C3:} &&& \|\mathbf{w}\|^2 + \text{Tr}(\mathbf{V}) \leq P_{\max}, \quad \text{C4: } \mathbf{V} \succeq \mathbf{0}. \end{aligned} \quad (10)$$

Constants  $\Gamma_{req}$  and  $\Gamma_{tol_k}, \forall k \in \{1, \dots, K-1\}$ , are chosen by the system operator such that  $\Gamma_{req} \gg \Gamma_{tol_k} > 0$  and the maximum secrecy capacity of the system is lower bounded by  $C_{sec} \geq \log_2(1 + \Gamma_{req}) - \log_2(1 + \max_k \{\Gamma_{tol_k}\}) \geq 0$ .  $P_{max}$  in C3 restricts the transmit power to account for the maximum power that can be radiated from a power amplifier.

To facilitate the presentation and without loss of generality, we rewrite Problem 1 in (10) as

$$\begin{aligned} & \underset{\mathbf{V} \in \mathbb{H}^{N_t, \mathbf{w}}}{\text{minimize}} && F_1(\mathbf{w}, \mathbf{V}) \\ & \text{s.t.} && \text{C1} - \text{C4}, \end{aligned} \quad (11)$$

where  $F_1(\mathbf{w}, \mathbf{V}) = -\eta_{\text{eff}}(\mathbf{w}, \mathbf{V})$ .

The second system design objective is the minimization of the total transmit power and can be mathematically formulated as

*Problem 2 (Total Transmit Power Minimization):*

$$\begin{aligned} & \underset{\mathbf{V} \in \mathbb{H}^{N_t, \mathbf{w}}}{\text{minimize}} && F_2(\mathbf{w}, \mathbf{V}) \\ & \text{s.t.} && \text{C1} - \text{C4}, \end{aligned} \quad (12)$$

where  $F_2(\mathbf{w}, \mathbf{V}) = \text{TP}(\mathbf{w}, \mathbf{V})$ . The design criterion of Problem 2 yields the minimal total transmit power that satisfies the secrecy QoS requirement of the system. We note that Problem 2 does not take into account the energy harvesting ability of the idle receivers and focuses only on the requirement of physical layer security.

In practice, the two above system design objectives are both desirable for the system operator but they are usually conflicting with one another. In the literature, multi-objective optimization is proposed for studying the trade-off between conflicting system design objectives via the concept of Pareto optimality. In the following, we adopt the weighted Tchebycheff method [9] for investigating the trade-off between Problem 1 and Problem 2.

*Problem 3 (Multi-Objective Optimization):*

$$\begin{aligned} & \underset{\mathbf{V} \in \mathbb{H}^{N_t, \mathbf{w}}}{\text{minimize}} && \max_{j=1,2} \left\{ \lambda_j (F_j(\mathbf{w}, \mathbf{V}) - F_j^*) \right\} \\ & \text{s.t.} && \text{C1} - \text{C4}, \end{aligned} \quad (13)$$

where  $F_j^*$  is the optimal objective value with respect to problem formulation  $j$ .  $\lambda_j \geq 0$  is a weight imposed on objective function  $j$  subject to  $\sum_j \lambda_j = 1$ . In practice, variable  $\lambda_j$  reflects the preference of the system operator for the  $j$ -th objective over the others. In fact, by varying the values of  $\lambda_j$ , Problem 3 yields the complete Pareto optimal set [9], despite the non-convexity of the set. In the extreme case, Problem 3 is equivalent to Problem  $j$  when  $\lambda_j = 1$  and  $\lambda_i = 0, \forall i \neq j$ .

#### IV. SOLUTION OF THE OPTIMIZATION PROBLEMS

The optimization problems in (11), (12), and (13) are non-convex with respect to the optimization variables. In order to obtain a tractable solution for the problems, we recast Problems 1, 2, and 3 as convex optimization problems by semidefinite programming (SDP) relaxation and study the corresponding optimality conditions.

##### A. Semidefinite Programming Relaxation

For facilitating the SDP relaxation, we define

$$\mathbf{W} = \mathbf{w}\mathbf{w}^H, \quad \overline{\mathbf{W}} = \frac{\overline{\mathbf{W}}}{\xi}, \quad \mathbf{V} = \frac{\overline{\mathbf{V}}}{\xi}, \quad \xi = \frac{1}{\text{Tr}(\overline{\mathbf{W}}) + \text{Tr}(\overline{\mathbf{V}})} \quad (14)$$

and rewrite Problems 1–3 in terms of  $\overline{\mathbf{W}}$  and  $\overline{\mathbf{V}}$ .

*Transformed Problem 1 (Energy Harvesting Efficiency Max.):*

$$\begin{aligned} & \underset{\overline{\mathbf{V}}, \overline{\mathbf{W}} \in \mathbb{H}^{N_t, \xi}}{\text{minimize}} && - \sum_{k=1} \varepsilon_k \text{Tr}(\mathbf{G}_k(\overline{\mathbf{W}} + \overline{\mathbf{V}})) \\ & \text{s.t.} && \overline{\text{C1}}: \frac{\text{Tr}(\mathbf{H}\overline{\mathbf{W}})}{\text{Tr}(\mathbf{H}\overline{\mathbf{V}}) + \sigma_s^2 \xi} \geq \Gamma_{req}, \\ & && \overline{\text{C2}}: \frac{\text{Tr}(\mathbf{G}_k \overline{\mathbf{W}})}{\text{Tr}(\mathbf{G}_k \overline{\mathbf{V}}) + \sigma_s^2 \xi} \leq \Gamma_{tol_k}, \forall k, \\ & && \overline{\text{C3}}: \text{Tr}(\overline{\mathbf{W}}) + \text{Tr}(\overline{\mathbf{V}}) \leq P_{max} \xi, \\ & && \overline{\text{C4}}: \overline{\mathbf{W}}, \overline{\mathbf{V}} \succeq \mathbf{0}, \quad \overline{\text{C5}}: \xi \geq 0, \\ & && \overline{\text{C6}}: \text{Tr}(\overline{\mathbf{W}}) + \text{Tr}(\overline{\mathbf{V}}) \leq 1, \quad \overline{\text{C7}}: \text{Rank}(\overline{\mathbf{W}}) = 1, \end{aligned} \quad (15)$$

where  $\overline{\mathbf{W}} \succeq \mathbf{0}$ ,  $\overline{\mathbf{W}} \in \mathbb{H}^{N_t}$ , and  $\text{Rank}(\overline{\mathbf{W}}) = 1$  in (15) are imposed to guarantee that  $\overline{\mathbf{W}} = \xi \mathbf{w}\mathbf{w}^H$ . Here,  $\text{Rank}(\cdot)$  is an operator which returns the rank of an input matrix.

*Transformed Problem 2 (Total Transmit Power Min.):*

$$\begin{aligned} & \underset{\overline{\mathbf{V}}, \overline{\mathbf{W}} \in \mathbb{H}^{N_t, \xi}}{\text{minimize}} && \frac{1}{\xi} \\ & \text{s.t.} && \overline{\text{C1}} - \overline{\text{C7}}. \end{aligned} \quad (16)$$

*Transformed Problem 3 (Multi-Objective Optimization):*

$$\begin{aligned} & \underset{\overline{\mathbf{V}}, \overline{\mathbf{W}} \in \mathbb{H}^{N_t, \xi, \tau}}{\text{minimize}} && \tau \\ & \text{s.t.} && \overline{\text{C1}} - \overline{\text{C7}}, \\ & && \overline{\text{C8}}: \lambda_j (\overline{F}_j - F_j^*) \leq \tau, \forall j \in \{1, 2\}, \end{aligned} \quad (17)$$

where  $\overline{F}_1 = -\sum_{k=1}^{K-1} \varepsilon_k \text{Tr}(\mathbf{G}_k(\overline{\mathbf{W}} + \overline{\mathbf{V}}))$ ,  $\overline{F}_2 = \frac{1}{\xi}$ ,  $\tau$  is an auxiliary optimization variable, and (17) is the epigraph representation [10] of (13).

*Proposition 1:* The above transformed problems (15)–(17) are equivalent to the original problems in (11)–(13), respectively. Specifically, we can recover the solution of the original problems based on (14).

*Proof:* Please refer to Appendix I. ■

By relaxing constraint C7:  $\text{Rank}(\overline{\mathbf{W}}) = 1$ , i.e., removing it from each problem formulation, the considered problems are convex SDP and can be solved efficiently by numerical solvers such as SeDuMi [11]. Besides, if the obtained solution for a relaxed SDP problem is rank-one matrix, i.e.,  $\text{Rank}(\overline{\mathbf{W}}) = 1$ , then it is the optimal solution of the original problem. Generally, there is no guarantee that the relaxed problems yield rank-one solutions and the results of the relaxed problems serve as performance upper bounds for the original problems.

*Remark 1:*  $F_j^*$  is defined as the optimal objective with respect to problem formulation  $j$  in (17). Whenever we consider an upper/(a lower) bound of problem  $j$ , then  $F_j^*$  is referring to the corresponding upper/(lower) bound value of the original problem  $j$ . As a result, if a bound of problem  $j$  is considered in Problem 3, then by varying  $\lambda_j$ , the relaxed SDP of Problem 3 provides an approximation for the trade-off of the original problems.

In the following, we reveal different conditions that ensure that  $\text{Rank}(\overline{\mathbf{W}}) = 1$  holds for the relaxed problems and

exploit these conditions for the design of two suboptimal power allocation schemes. Since transformed Problem 3 is a generalization of transformed Problems 1 and 2, we focus on the optimality conditions for SDP relaxation of transformed Problem 3.

### B. Optimality Conditions for SDP Relaxation

In this subsection, we study the tightness of the proposed SDP relaxation of transformed Problem 3. The Lagrangian function of (17) is given by

$$\begin{aligned} \mathcal{L}(\overline{\mathbf{W}}, \overline{\mathbf{V}}, \tau, \xi, \alpha, \beta, \boldsymbol{\theta}, \mu, \boldsymbol{\kappa}, \nu, \mathbf{Y}, \mathbf{Z}) \\ = \tau - \text{Tr}(\mathbf{Y}\overline{\mathbf{W}}) - \text{Tr}(\mathbf{Z}\overline{\mathbf{V}}) + \sum_{j=1}^2 \kappa_j (\lambda_j (\overline{F}_j - F_j^*) - \tau) \\ + \sum_{k=1}^{K-1} \theta_k \left( \text{Tr}(\mathbf{G}_k \overline{\mathbf{W}}) - \Gamma_{tol_k} \text{Tr}(\mathbf{G}_k \overline{\mathbf{V}}) - \Gamma_{tol_k} \sigma_s^2 \xi \right) - \nu \xi \\ + (\alpha + \mu) \left( \text{Tr}(\overline{\mathbf{W}}) + \text{Tr}(\overline{\mathbf{V}}) \right) - \alpha \xi P_{\max} - \mu \\ + \beta \left( \Gamma_{req} \text{Tr}(\mathbf{H}\overline{\mathbf{V}}) + \Gamma_{req} \xi \sigma_s^2 - \text{Tr}(\mathbf{H}\overline{\mathbf{W}}) \right), \end{aligned} \quad (18)$$

where  $\beta, \alpha, \nu, \mu \geq 0$  are the Lagrange multipliers associated with constraints  $\overline{\text{C1}}$ ,  $\overline{\text{C3}}$ ,  $\overline{\text{C5}}$  and  $\overline{\text{C6}}$ , respectively.  $\boldsymbol{\theta}$ , with elements  $\theta_k \geq 0, k = \{1, \dots, K-1\}$ , is the Lagrange multiplier vector associated with the maximum tolerable SINRs of the idle users (potential eavesdroppers) in  $\overline{\text{C2}}$ .  $\boldsymbol{\kappa}$ , with elements  $\kappa_j \geq 0, j = \{1, 2\}$ , is the Lagrange multiplier vector associated with constraint  $\overline{\text{C8}}$ . Matrices  $\mathbf{Y}, \mathbf{Z} \succeq \mathbf{0}$  are the Lagrange multipliers for the semidefinite constraints on matrices  $\overline{\mathbf{W}}$  and  $\overline{\mathbf{V}}$  in  $\overline{\text{C4}}$ , respectively. Thus, the dual problem for the relaxed SDP transformed Problem 3 is given by

$$\begin{aligned} \max_{\substack{\alpha, \beta, \boldsymbol{\theta}, \mu, \boldsymbol{\kappa}, \nu \geq 0 \\ \mathbf{Y}, \mathbf{Z} \succeq \mathbf{0}}} \min_{\overline{\mathbf{W}}, \overline{\mathbf{V}} \in \mathbb{H}^{N_t, \tau, \xi}} \mathcal{L}(\overline{\mathbf{W}}, \overline{\mathbf{V}}, \tau, \xi, \alpha, \beta, \boldsymbol{\theta}, \mu, \boldsymbol{\kappa}, \nu, \mathbf{Y}, \mathbf{Z}) \\ \text{s.t.} \quad \sum_j \kappa_j = 1, \end{aligned} \quad (19)$$

where  $\sum_j \kappa_j = 1$  is imposed to enforce a solution of the dual problem that is bounded from below.

Now, we reveal different optimality conditions for rank-one matrix solutions for the relaxed SDP version of the transformed problems in the following proposition.

*Proposition 2:* Consider the relaxed SDP version of all transformed problems for  $\Gamma_{req} > 0$ . Then, for the relaxed SDP version of transformed Problems 1 and 3,  $\theta_k \geq \kappa_1 \geq 0, \forall k$ , is a sufficient condition for  $\text{Rank}(\overline{\mathbf{W}}) = 1$ . We note that  $\kappa_1 = 1$  holds for transforming Problem 3 back to Problem 1. For the relaxed SDP version of transformed Problem 2,  $\text{Rank}(\overline{\mathbf{W}}) = 1$  always hold.

*Proof:* Please refer to Appendix II. ■

In the following, inspired by Proposition 2, two suboptimal power allocation schemes are proposed.

1) *Suboptimal Power Allocation Scheme 1:* If  $\overline{F}_1$  is independent of optimization variable  $\overline{\mathbf{W}}$ , the sufficient condition in Proposition 2, i.e.,  $\theta_k \geq \kappa_1 \geq 0, \forall k$ , always holds. As a result, we replace  $\overline{F}_1 = -\sum_{k=1}^{K-1} \varepsilon_k \text{Tr}(\mathbf{G}_k (\overline{\mathbf{W}} + \overline{\mathbf{V}}))$  in constraint  $\overline{\text{C8}}$  by  $-\sum_{k=1}^{K-1} \varepsilon_k \text{Tr}(\mathbf{G}_k \overline{\mathbf{V}})$  and the relaxed SDP version of

TABLE I  
SUBOPTIMAL POWER ALLOCATION SCHEME.

### Suboptimal Power Allocation Scheme 2

- 1: Solve the relaxed SDP version of problem (17) and problem (20) in parallel
- 2: **if** the solution of the relaxed SDP version of the problem in (17) is rank-one, i.e.,  $\text{Rank}(\overline{\mathbf{W}}) = 1$ , **then**
- 3: Global optimal solution = **true**
- 4: **return**  $\overline{\mathbf{W}}^*, \xi^*, \overline{\mathbf{V}}^*$  = solution of the relaxed version of problem (17)
- 5: **else**
- 6: Suboptimal solution = **true**
- 7: **return**  $\overline{\mathbf{W}}, \xi, \overline{\mathbf{V}}$  = solution of problem (20)
- 8: **end if**

(17) can be written as:

$$\begin{aligned} \text{minimize}_{\overline{\mathbf{V}}, \overline{\mathbf{W}} \in \mathbb{H}^{N_t, \xi, \tau}} \tau \\ \text{s.t.} \quad \overline{\text{C1}} - \overline{\text{C6}}, \\ \overline{\text{C8}}: \lambda_1 \left( -\sum_{k=1}^{K-1} \varepsilon_k \text{Tr}(\mathbf{G}_k \overline{\mathbf{V}}) - F_1^* \right) \leq \tau, \\ \lambda_2 (1/\xi - F_2^*) \leq \tau. \end{aligned} \quad (20)$$

We note that the contribution of beamforming matrix  $\overline{\mathbf{W}}$  in  $\overline{\text{C8}}$ , i.e.,  $\text{Tr}(\mathbf{G}_k^H \overline{\mathbf{W}})$ , is neglected in (20); a smaller feasible solution set is considered. Besides, the solution of problem (20) has always rank-one, i.e.,  $\text{Rank}(\overline{\mathbf{W}}) = 1$ , since the sufficient condition stated in Proposition 2 is always satisfied. Therefore, the solution of problem (20) serves as a performance lower bound for the original optimization problem (13).

2) *Suboptimal Power Allocation Scheme 2:* A hybrid power allocation scheme is proposed and is summarized in Table I. In particular, we compute the solutions for the relaxed SDP version of Problem 3 in (17) and suboptimal scheme 1 in parallel and select one of the solutions. When the solution for the SDP relaxation is rank-one, i.e.,  $\text{Rank}(\overline{\mathbf{W}}) = 1$ , we select the solution given by the SDP relaxation since the global optimal is achieved. Otherwise, we will adopt the solution given by the proposed suboptimal scheme 1.

## V. RESULTS

We evaluate the system performance for the proposed power allocation schemes using simulations. The system bandwidth is 200 kHz with a carrier center frequency of 470 MHz [12]. We adopt the TGn path loss model [13] for indoor communications with a reference distance for the path loss model of 2 meters. There are  $K$  receivers uniformly distributed between the reference distance and the maximum service distance of 10 meters. The transmitter is equipped with  $N_t = 6$  antennas and we assume a transmit and receive antenna gain of 10 dB. The multipath fading coefficients are generated as independent and identically distributed Rician random variables with Rician factor 3 dB. The noise power and the RF energy conversion efficiency at the receivers are  $-23$  dBm and  $\varepsilon_k = 0.5, \forall k$ , respectively. On the other hand, we assume  $\Gamma_{req} = 10$  dB and  $\Gamma_{tol_k} = -10$  dB,  $\forall k$ , such that the minimum required secrecy capacity of the system is  $C_{sec} \geq 3.32$  bit/s/Hz.

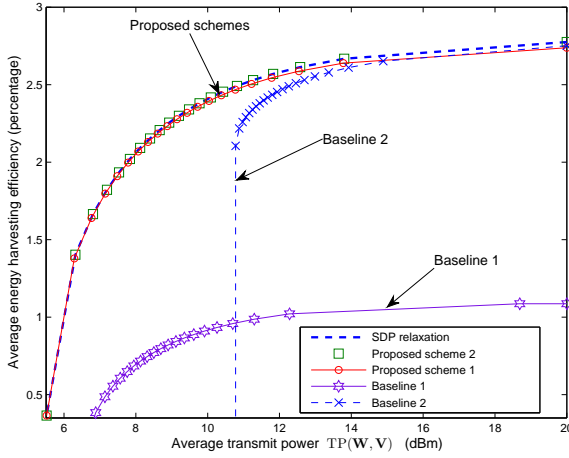


Fig. 2. Average energy harvesting efficiency (percentage) versus average transmit power,  $TP(\mathbf{W}, \mathbf{V})$ , for  $K = 3$  receivers, different power allocation schemes, and  $P_{\max} = 20$  dBm.

### A. Average Energy Harvesting Efficiency

Figure 2 depicts the trade-off region for the average system energy harvesting efficiency and the total transmit power for  $K = 3$  receivers. It is obtained from Problem 3 by varying the values of  $\lambda_j \geq 0$  for  $P_{\max} = 20$  dBm. It can be observed that the average energy harvesting efficiency is a monotonically increasing function with respect to the total transmit power. Besides, the two proposed suboptimal schemes perform closely to the trade-off region achieved by SDP relaxation. In particular, as expected, the system performance of suboptimal algorithm 1 is worse than that of the proposed suboptimal algorithm 2 and the SDP relaxation, i.e., it achieves a smaller trade-off region. This is because the contribution of beamforming matrix  $\overline{\mathbf{W}}$  to energy harvesting is neglected in the design of the proposed scheme 1. On the other hand, the proposed scheme 2 exploits the possibility of achieving the global optimal solution via SDP relaxation and the lower bound solution which leads to a superior performance compared to the proposed scheme 1.

For comparison, we also plot the average system energy harvesting efficiency of two baseline power allocation schemes for Problem 3 in Figure 2. For baseline scheme 1, the artificial noise covariance matrix  $\overline{\mathbf{V}}$  is chosen to lie in the null space of  $\mathbf{H}$  such that the artificial noise does not degrade the channel quality of the desired receiver. Then, we optimize  $\overline{\mathbf{W}}$  and the power of  $\overline{\mathbf{V}}$  for Problem 3. In baseline scheme 2, maximum ratio transmission (MRT) with respect to the desired receiver is adopted for the information beamforming matrix  $\overline{\mathbf{W}}$ . In other words, the beamforming direction of matrix  $\overline{\mathbf{W}}$  is fixed. Then, we optimize the artificial noise covariance matrix  $\overline{\mathbf{V}}$  and the power of  $\overline{\mathbf{W}}$ . It can be observed that the two baseline schemes achieve a significantly smaller trade-off region compared to the two proposed suboptimal schemes. As a matter of fact, both artificial noise and beamforming matrix  $\overline{\mathbf{W}}$  are jointly optimized for performing power allocation in our proposed suboptimal schemes via utilizing the CSI of all receivers. On the contrary, the artificial noise is restricted to be injected into the null space of the desired receiver in baseline scheme 1, i.e., less degrees of freedom are available for power allocation. Although the artificial noise does not harm the desired receiver in this case, it is less effective in jamming the potential eavesdroppers

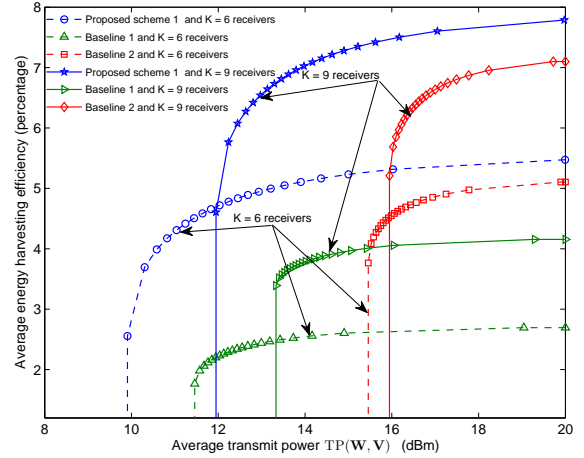


Fig. 3. Average energy harvesting efficiency (percentage) versus the average transmit power,  $TP(\mathbf{W}, \mathbf{V})$ , for  $P_{\max} = 20$  dBm, different power allocation schemes, and different numbers of receivers,  $K$ .

and facilitating efficient energy harvesting. As a result, baseline scheme 1 performs worse than the other schemes. On the other hand, baseline scheme 2 is not effective in minimizing the total transmit power compared to the other schemes. However, surprisingly, it is an effective approach in maximizing the energy harvesting efficiency as it is able to approach the trade-off region achieved by SDP relaxation, at least in the high transmit power regime. Roughly speaking, the performance gain achieved by the two proposed suboptimal schemes compared to baseline schemes 1 and 2 are mainly due to the joint optimization of  $\overline{\mathbf{V}}$  and  $\overline{\mathbf{W}}$ .

Figure 3 illustrates the trade-off region for the average system energy harvesting efficiency and the total transmit power for  $P_{\max} = 20$  dBm and different numbers of receivers,  $K$ . We compare the system performance of the proposed scheme 2 with the baseline power allocation schemes. It can be observed that when the number of receivers increase, all the trade-off curves shift in the upper-right direction. In other words, the energy harvesting efficiency in the system increases with the number of receivers but at the expense of a higher total transmit power. This is because there are more idle receivers in the system harvesting the power radiated by the transmitter which improves the energy harvesting efficiency. However, having additional idle receivers also means that there are additional potential eavesdroppers. Thus, a higher power level for artificial noise generation is required for guaranteeing secure communication which leads to a higher total transmit power. We note that in all the considered scenarios, the proposed power allocation schemes are able to guarantee the minimum secrecy data rate requirement of  $C_{\text{sec}} \geq 3.32$  bit/s/Hz.

## VI. CONCLUSIONS

In this paper, we introduced a multi-objective optimization problem formulation for the power allocation algorithm design in secure MISO communication systems with RF energy harvesting receivers. The problem formulation enables the dual use of artificial noise for guaranteeing secure communication and facilitating power transfer to idle receivers. We have proposed a SDP based power allocation algorithm to obtain an approximated solution for the multi-objective optimization problem.

Besides, two suboptimal power allocation schemes providing rank-one solution were designed. Simulation results unveiled the benefits of the dual use of artificial noise and showed the excellent performance of the proposed suboptimal schemes.

#### APPENDIX I - PROOF OF PROPOSITION 1

The proof is based on the Charnes-Cooper transformation [8], [14]. By applying the change of variables in (14) to (11), Problem 1 in (11) can be equivalently transformed to

$$\begin{aligned} & \underset{\overline{\mathbf{W}}, \overline{\mathbf{V}} \in \mathbb{H}^{N_t}, \xi}{\text{minimize}} && \frac{-\sum_{k=1}^{K-1} \varepsilon_k \text{Tr}(\mathbf{G}_k(\overline{\mathbf{W}} + \overline{\mathbf{V}}))}{\text{Tr}(\overline{\mathbf{W}}) + \text{Tr}(\overline{\mathbf{V}})} \\ \text{s.t.} &&& \overline{\text{C1}}, \overline{\text{C2}}, \overline{\text{C3}}, \overline{\text{C4}}, \overline{\text{C5}}: \xi > 0, \overline{\text{C7}}. \end{aligned} \quad (21)$$

Now, we show that (21) is equivalent to

$$\begin{aligned} & \underset{\overline{\mathbf{W}}, \overline{\mathbf{V}} \in \mathbb{H}^{N_t}, \xi}{\text{minimize}} && -\sum_{k=1}^{K-1} \varepsilon_k \text{Tr}(\mathbf{G}_k(\overline{\mathbf{W}} + \overline{\mathbf{V}})) \\ \text{s.t.} &&& \overline{\text{C1}}, \overline{\text{C2}}, \overline{\text{C3}}, \overline{\text{C4}}, \overline{\text{C7}}, \\ &&& \overline{\text{C5}}: \xi \geq 0, \quad \overline{\text{C6}}: \text{Tr}(\overline{\mathbf{W}}) + \text{Tr}(\overline{\mathbf{V}}) \leq 1. \end{aligned} \quad (22)$$

Denote the optimal solution of (22) as  $(\overline{\mathbf{W}}^*, \overline{\mathbf{V}}^*, \xi^*)$ . If  $\xi^* = 0$ , then  $\overline{\mathbf{W}} = \overline{\mathbf{V}} = 0$  according to  $\overline{\text{C3}}$ . Yet, such solution cannot satisfy  $\overline{\text{C1}}$  for  $\Gamma_{req} > 0$ . As a result, without loss of generality, the constraint  $\xi > 0$  can be replaced by  $\xi \geq 0$ . Besides, it can be deduced that  $\overline{\text{C6}}$  is satisfied with equality for the optimal solution, i.e.,

$$\text{Tr}(\overline{\mathbf{W}}^*) + \text{Tr}(\overline{\mathbf{V}}^*) = 1. \quad (23)$$

We prove the above by contradiction. Suppose that  $\overline{\text{C6}}$  is satisfied with strict inequality for the optimal solution, i.e.,  $\text{Tr}(\overline{\mathbf{W}}^*) + \text{Tr}(\overline{\mathbf{V}}^*) < 1$ . Then, we construct a new feasible solution  $(\mathbf{A}, \mathbf{B}, c) = (\delta \overline{\mathbf{W}}^*, \delta \overline{\mathbf{V}}^*, \delta \xi^*)$  where  $\delta > 1$  such that  $\text{Tr}(\overline{\mathbf{W}}^*) + \text{Tr}(\overline{\mathbf{V}}^*) = 1$ . It can be verified that the point  $(\mathbf{A}, \mathbf{B}, c)$  achieves a lower objective value in (22) than  $(\overline{\mathbf{W}}^*, \overline{\mathbf{V}}^*, \xi^*)$ . Thus,  $(\overline{\mathbf{W}}^*, \overline{\mathbf{V}}^*, \xi^*)$  cannot be the optimal solution. As a result, (15) and (22) are equivalent.

The equivalence between transformed Problems 2 and 3 and their original problem formulations can be proved by following a similar approach as above.

#### APPENDIX II - PROOF OF PROPOSITION 2

The relaxed version of transformed Problem 3 is jointly convex with respect to the optimization variables and satisfies Slater's constraint qualification. As a result, the KKT conditions are necessary and sufficient conditions [10] for the solution of the relaxed problem. In the following, we focus on the KKT conditions related to the optimal  $\overline{\mathbf{W}}^*$ :

$$\mathbf{Y}^* \succeq \mathbf{0}, \quad \alpha^*, \beta^*, \theta_k^*, \mu^*, \kappa_j^*, \nu^* \geq 0, \mathbf{Y}^* \overline{\mathbf{W}}^* = \mathbf{0}, \quad (24)$$

$$\mathbf{Y}^* = \mathbf{I}_{N_t}(1 + \psi^*) + \sum_{k=1}^{K-1} \mathbf{G}_k(\theta_k^* - \kappa_1^*) - \beta^* \mathbf{H}. \quad (25)$$

Here,  $\mathbf{Y}^* \overline{\mathbf{W}}^* = \mathbf{0}$  is the complementary slackness condition and is satisfied when the columns of  $\overline{\mathbf{W}}^*$  lay in the null space of  $\mathbf{Y}^*$ . Therefore, if  $\overline{\mathbf{W}}^* \neq \mathbf{0}$  and  $\text{Rank}(\mathbf{Y}^*) = N_t - 1$ , then the optimal  $\overline{\mathbf{W}}^*$  must be a rank-one matrix. From the proof of Proposition 1, we know that  $\overline{\text{C6}}$  has to be satisfied with equality; i.e., we have  $\mu^* > 0$ . Besides,  $(\theta_k^* \geq \kappa_1^*)$  holds by assumption.

Thus, matrix  $\mathbf{I}_{N_t}(\mu^* + \alpha^*) + \sum_{k=1}^{K-1} \mathbf{G}_k(\theta_k^* - \kappa_1^*)$  is a positive definite matrix with rank  $N_t$ . From (25), we have

$$\begin{aligned} & \text{Rank}(\mathbf{Y}^*) + \text{Rank}(\beta^* \mathbf{H}) \geq \text{Rank}(\mathbf{Y}^* + \beta^* \mathbf{H}) \\ & = \text{Rank}\left(\mathbf{I}_{N_t}(\mu^* + \alpha^*) + \sum_{k=1}^{K-1} \mathbf{G}_k(\theta_k^* - \kappa_1^*)\right) = N_t \\ & \Rightarrow \text{Rank}(\mathbf{Y}^*) \geq N_t - 1. \end{aligned} \quad (26)$$

Furthermore,  $\overline{\mathbf{W}}^* \neq \mathbf{0}$  is required to satisfy the minimum SINR requirement of the desired receiver in  $\overline{\text{C1}}$  when  $\Gamma_{req} > 0$ . As a result,  $\text{Rank}(\mathbf{Y}^*) = N_t - 1$  and  $\text{Rank}(\overline{\mathbf{W}}^*) = 1$ .

Now, we focus on the relaxed SDP version of transformed Problem 2. By putting  $\lambda_2 = 1$  and  $\lambda_1 = 0$  in the relaxed SDP version of transformed Problem 3, it is equivalent to the relaxed SDP version of transformed Problem 2. Besides, it can be shown that  $\kappa_1 = 0$  and thus  $\theta_k^* - \kappa_1^* \geq 0$  always holds. Therefore, the relaxed SDP version of transformed Problem 2 has always a rank-one solution.

Next, we consider the relaxed SDP version of transformed Problem 1. By setting  $\lambda_1 = 1$  and  $\lambda_2 = 0$  in the relaxed SDP version of transformed Problem 3, it is equivalent to the relaxed SDP version of transformed Problem 1 and the result follows immediately. We note that  $\kappa_1 = 1$  holds for transforming Problem 3 back to Problem 1.

#### REFERENCES

- [1] D. Ng, E. Lo, and R. Schober, "Energy-Efficient Resource Allocation in OFDMA Systems with Hybrid Energy Harvesting Base Station," *IEEE Trans. Wireless Commun.*, vol. PP, pp. 1–16, 2013.
- [2] J. Yang and S. Ulukus, "Optimal Packet Scheduling in an Energy Harvesting Communication System," *IEEE Trans. Commun.*, vol. 60, pp. 220–230, Jan. 2012.
- [3] L. Varshney, "Transporting Information and Energy Simultaneously," in *Proc. IEEE Intern. Sympos. on Inf. Theory*, Jul. 2008, pp. 1612–1616.
- [4] P. Grover and A. Sahai, "Shannon Meets Tesla: Wireless Information and Power Transfer," in *Proc. IEEE Intern. Sympos. on Inf. Theory*, Jun. 2010, pp. 2363–2367.
- [5] X. Zhou, R. Zhang, and C. K. Ho, "Wireless Information and Power Transfer: Architecture Design and Rate-Energy Tradeoff," in *Proc. IEEE Global Telecommun. Conf.*, Dec. 2012.
- [6] X. Chen and L. Lei, "Energy-Efficient Optimization for Physical Layer Security in Multi-Antenna Downlink Networks with QoS Guarantee," *IEEE Commun. Lett.*, vol. 17, pp. 637–640, Apr. 2013.
- [7] D. W. K. Ng, E. S. Lo, and R. Schober, "Secure Resource Allocation and Scheduling for OFDMA Decode-and-Forward Relay Networks," *IEEE Trans. Wireless Commun.*, vol. 10, pp. 3528–3540, Oct. 2011.
- [8] W.-C. Liao, T.-H. Chang, W.-K. Ma, and C.-Y. Chi, "QoS-Based Transmit Beamforming in the Presence of Eavesdroppers: An Optimized Artificial-Noise-Aided Approach," *IEEE Trans. Signal Process.*, vol. 59, pp. 1202–1216, Mar. 2011.
- [9] R. T. Marler and J. S. Arora, "Survey of Multi-objective Optimization Methods for Engineering," *Structural and Multidisciplinary Optimization*, vol. 26, pp. 369–395, Apr. 2004.
- [10] S. Boyd and L. Vandenberghe, *Convex Optimization*. Cambridge University Press, 2004.
- [11] J. F. Sturm, "Using SeDuMi 1.02, A MATLAB Toolbox for Optimization over Symmetric Cones," *Optimiz. Methods and Software*, vol. 11–12, pp. 625–653, Sep. 1999.
- [12] H.-S. Chen and W. Gao, "MAC and PHY Proposal for 802.11af," Tech. Rep., Feb., [Online] <https://mentor.ieee.org/802.11/dcn/10/11-10-0258-00-00af-mac-and-phy-proposal-for-802>
- [13] IEEE P802.11 Wireless LANs, "TGn Channel Models", IEEE 802.11-03/940r4, Tech. Rep., May 2004.
- [14] A. Charnes and W. W. Cooper, "Programming with Linear Fractional Functions," *Naval Res. Logist. Quart.*, vol. 9, pp. 181–186, Apr. 1962.