

## SURFACES OF SMALL DIAMETER WITH LARGE WIDTH

YEVGENY LIOKUMOVICH

ABSTRACT. Given a 2-dimensional surface  $M$  and a constant  $C$  we construct a Riemannian metric  $g$ , so that diameter  $diam(M, g) \leq 1$  and every 1-cycle dividing  $M$  into two regions of equal area has length  $> C$ . It follows that there exists no universal inequality bounding 1-width of  $M$  in terms of its diameter. This answers a question of Stéphane Sabourau.

## 1. INTRODUCTION

In this paper we study the relationship between isoperimetric profile of a Riemannian closed 2-surface  $M$  and its diameter  $d$ . Let  $g$  denote the genus of  $M$ .

**Theorem 1.1.** *For every  $\epsilon \in (0, \frac{1}{2})$  there exists a constant  $C(\epsilon) \leq \epsilon^{-\frac{1}{\log_2(3/2)}}$ , such that for any Riemannian metric on  $M$  one can find a closed curve of length  $\leq (C(\epsilon) + 2g)d$  subdividing  $M$  into two regions, each of area  $\geq (\frac{1}{2} - \epsilon)Area(M)$ .*

For a non-orientable surface the genus  $g$  in the theorem can be replaced by a smaller quantity  $\frac{1}{2}rankH_1(M, \mathbb{Z}_2)$ . This is a generalization of Theorem 6.2 in [10], where the result is proven for 2-spheres.

In this paper we show that  $C(\epsilon) \rightarrow \infty$  as  $\epsilon \rightarrow 0$ .

This is the case even if we use a collection of closed curves to subdivide  $M$ . We will formulate the result for Lipschitz 1-cycles, which generalize finite combinations of closed curves. For example, they include curves traversed multiple times. We will construct Riemannian closed surfaces of small diameter with the following property: if a minimal filling of a 1-cycle has area close to half of the area of the surface, then the cycle must be very long. As a special case this implies that a collection of simple closed curves subdividing  $M$  into two parts of equal area must have large total length.

Let  $\mathbb{k}$  be an abelian group. Recall that Lipschitz  $k$ -chains with coefficients in  $\mathbb{k}$  are finite sums  $\sum a_i f_i$ , where  $a_i \in \mathbb{k}$  and  $f_i$  are Lipschitz maps from the  $k$ -simplex  $\Delta^k$  to  $M$ . The volume of a  $k$ -chain  $c = \sum a_i f_i$  denoted by  $|c|$  is defined to be  $\sum |a_i| \int_{\Delta^k} f_i^* g$ . The boundary map  $\delta$  is defined as in the singular homology theory.

Throughout this paper we will assume that  $\mathbb{k} = \mathbb{Z}$  if  $M$  is orientable and  $\mathbb{k} = \mathbb{Z}_2$  otherwise.

Given a Lipschitz  $k$ -cycle  $c$  we define its filling volume  $Fill(c) = \inf\{|A|\}$ , where the infimum is taken over all  $k+1$  Lipschitz chains  $A$  with  $\partial A = c$ .

**Theorem 1.2.** *Let  $M$  be a closed surface and  $\mathbb{k} = \mathbb{Z}$  if  $M$  is orientable and  $\mathbb{k} = \mathbb{Z}_2$  otherwise. For every  $C > 0$  there exists a Riemannian metric  $g$  on  $M$  such that diameter  $d$  of  $M$  satisfies  $d \leq 1$  and every Lipschitz 1-cycle  $c$  with coefficients in  $\mathbb{k}$  with  $Fill(c) = \frac{1}{2}Area(M)$  has length  $|c| \geq C$ .*

The flat pseudo-norm of a  $k$ -chain  $c$  is defined as the infimum of  $|c - \partial A| + |A|$  over all Lipschitz  $(k+1)$ -chains  $A$ . We identify two chains if their difference has flat pseudo-norm equal to 0. The completion of this space is called the space of integral flat  $k$ -chains and will be denoted by  $Z_k(M, \mathbb{k})$ . For details of construction of  $Z_k(M, \mathbb{k})$  and its properties see a paper of W.Fleming [5].

The topology of the space of cycles has been studied by F.Almgren in the 60s. In his PhD thesis he established an isomorphism between the  $m$ -th homotopy group of the space of flat  $k$ -cycles  $\pi_m(Z_k(M, \mathbb{k}))$  and  $(m+k)$ -th homology group  $H_{m+k}(M; \mathbb{k})$  of  $M$  [1]. A family of cycles that corresponds to a non-trivial element of homology of  $M$  is called a sweep-out of  $M$  and the volume of the largest cycle in the sweep-out is called the width of the sweep-out. The  $k$ -width of  $M$ ,  $W_k(M)$ , is defined to be the infimum over widths of all sweep-outs of  $M$  by  $k$ -cycles. When  $k = 1$ ,  $W_1(M)$  is sometimes called a *diastole* of  $M$  ([2]).  $W_k(M)$  is an important geometric invariant of a Riemannian manifold. Almgren proved that every manifold admits a stationary  $k$ -cycle of volume  $\leq W_k(M)$  and J.Pitts obtained regularity results for this cycle (see [11]).

Various inequalities relating  $W_k(M)$  to other geometric invariants of  $M$  exist in the literature. L. Guth in [7] proved that for every bounded open subset  $U$  of  $\mathbb{R}^n$   $W_k(U) \leq C(n)|U|^{\frac{k}{n}}$ , where  $C(n)$  depends on the dimension  $n$  only.

F.Balacheff and S.Sabourau proved in [2] that for any Riemannian surface of genus  $g$ ,  $W_1(M) \leq C\sqrt{g+1}\sqrt{|M|}$  for a universal constant  $C$ .

The author learnt from A.Nabutovsky of the following question asked by S.Sabourau in a private conversation. Is it possible to construct metrics on a Riemannian 2-sphere of bounded diameter and arbitrarily large 1-width? We answer this question positively.

**Theorem 1.3.** *For any smooth closed 2-surface  $M$  and any  $C > 0$  there exists a Riemannian metric on  $M$  such that  $diam(M) \leq 1$  and  $W_1(M) \geq C$ .*

The construction relies on the idea of S.Frankel and M.Katz in [6] of defining metrics using embeddings of trees.

We embed a ternary tree  $T$  (see Figure 1) into the manifold and define a metric on  $M$ , such that

- 1) the diameter of  $M$  is  $\leq 1$ ;

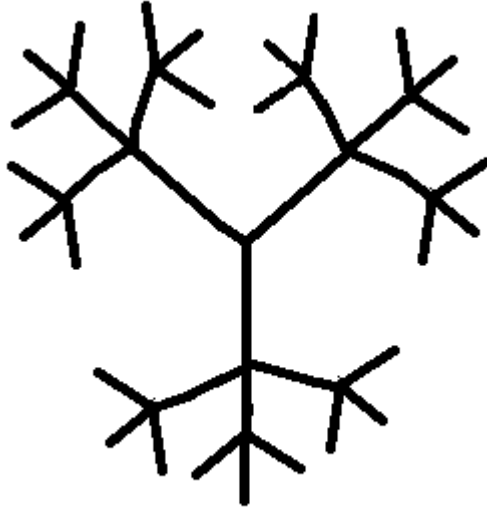


FIGURE 1. Ternary tree

- 2) the area of  $M$  is mostly concentrated in a small neighbourhood of  $T$ ;
- 3) the distance between non-adjacent edges of  $T$  is bounded from below by some positive constant.

Then one observes that to subdivide a ternary tree into two equal parts by a collection of closed curves, one either has to have one closed curve that intersects many edges or many short closed curves or some combination of both.

One concludes that the total length of a 1-cycle dividing  $M$  into two parts of equal area must be large.

We first prove the result for a Riemannian metric on the 2-sphere  $M = (S^2, g)$  and then extend it to general surfaces.

## 2. UPPER BOUND ON THE LENGTH OF A SUBDIVIDING CURVE

In this section we prove Theorem 1.1.

Let  $n$  denote the number of generators in a minimal basis for homology group  $H^1(M; \mathbb{k})$ .

Let  $a \in M$  be any point. There exists a collection of simple loops based at  $a$   $\Gamma = \{\gamma_1, \dots, \gamma_n\}$  that form a basis for homology  $H_1(M, \mathbb{k})$ , such that they do not pairwise intersect except at the point  $a$ , and  $|\gamma_i| \leq 2d$ . Indeed, following an argument of M.Gromov in [8], we can construct them inductively as follows. Let

$\gamma_1$  be the shortest homologically non-trivial loop based at  $a$  and define  $\gamma_k$  to be the shortest loop based at  $p$  that is homologically independent from  $\{\gamma_1, \dots, \gamma_{k-1}\}$ . Choose a constant speed parametrization of  $\gamma_k$ . Then an arc of  $\gamma_k$  from  $a$  to a point  $b = \gamma_k(\frac{1}{2})$  is a minimizing geodesic. For suppose there is a shorter path  $\alpha$  from  $a$  to  $b$ . Since  $\gamma_k$  is the shortest curve in its homology class, loops  $\alpha + \gamma|_{[\frac{1}{2}, 1]}$  and  $\gamma|_{[0, \frac{1}{2}]} - \alpha$  cannot be homologically trivial. By inductive assumption they belong to the subgroup generated by  $\{\gamma_1, \dots, \gamma_{k-1}\}$  and hence so is  $\gamma_k$ . This is a contradiction. Two minimizing geodesics from the same point do not intersect, so  $\gamma_k$  is a simple loop.

We cut surface  $M$  along the curves of  $\Gamma$  to obtain a manifold with boundary  $D$ . Since curves of  $\Gamma$  are homologically independent, successively cutting along them does not separate the surface. Hence,  $D$  is connected. We claim that it is homeomorphic to a disc. Let  $U$  be a small tubular neighbourhood of the union of curves in  $\Gamma$ . Consider Mayer-Vietoris sequence for the decomposition  $M = U \cup D$ . Map  $H_1(U \cap D; \mathbb{k}) \rightarrow H_1(U; \mathbb{k}) \oplus H_1(D; \mathbb{k})$  sends the generator of homology of  $U \cap D \simeq S^1$  to 0. Map  $H_1(U; \mathbb{k}) \oplus H_1(D; \mathbb{k}) \rightarrow H_1(M; \mathbb{k})$  is an isomorphism when restricted to  $H_1(U; \mathbb{k})$ . Hence,  $H_1(D; \mathbb{k}) = 0$  and it follows that  $D$  is a disc.

By Theorem 6.1 B in [10] for every  $\delta > 0$  there exists a curve  $\beta$  of length  $\leq 2 \sup_{x \in D} \text{dist}(x, \partial D) + \delta \leq 2d + \delta$  with endpoints on the boundary of  $\partial D$ , which does not self-intersect and divides  $D$  into subdiscs  $D_1$  and  $D_2$  satisfying  $\frac{1}{3} \text{Area}(D) - \delta^2 \leq \text{Area}(D_i) \leq \frac{2}{3} \text{Area}(D) + \delta^2$ . We keep applying the theorem to subdivide each subdisc into smaller subdiscs. After  $N = \lceil \log_{\frac{2}{3}}(2\epsilon) \rceil + 1$  iterations we subdivide  $D$  into  $2^N < \epsilon^{-\frac{1}{\log_2(3/2)}}$  subdiscs of area less than  $2\epsilon$ .

It is well-known that every cell subdivision of a 2-disc into a finite collection of cells is shellable, that is, we can enumerate these  $N$  discs by integers  $1, \dots, N$  so that for every positive integer  $k < N$  the union of the first  $k$  discs is homeomorphic to a disc. Hence, we can start adjoining discs one by one until we obtain a subdisc of area within  $\epsilon$  of  $\frac{1}{2} \text{Area}(M)$ . Then the length of the boundary of this disc will be bounded by  $(N + n)d$ .

### 3. SPHERES THAT ARE HARD TO SUBDIVIDE

We prove Theorem 1.2 in the case when  $M = (S^2, g)$

#### **Embedding of a ternary tree in $M$**

We use a construction similar to that of S.Frankel and M.Katz [6].

The difference with construction in [6] is that we use a ternary tree instead of a binary tree. Define a ternary tree of height  $n$  inductively as follows. Ternary tree of height 0 is a point. A ternary tree of height  $n$  is obtained by taking a ternary tree of height  $n - 1$  and attaching 3 new edges to each vertex that has less than 3 edges.

Let the function  $N_T(h) = \frac{3}{2}(3^h - 1)$  denote the number of edges in a ternary tree of height  $h$ .

Given a ternary tree  $T$  of height  $h$  we will define an embedding  $\iota : T \rightarrow S^2$  and a metric  $g$  on  $S^2$ , such that diameter of  $(S^2, g)$  is  $\leq 1$  and the distance between images of non-adjacent edges is  $\geq 3/4$ . We do it in the following way.

Consider hyperbolic plane  $\mathbb{H}^2$  of constant negative curvature  $-K^2$ . Let  $D$  be a closed disc of radius  $1/2$  in  $\mathbb{H}^2$ . Subdivide the boundary of  $D$  into  $2N$  equal intervals for  $N = N_T(h)$ . We require that  $K$  is large enough so that the following holds:

- 1) the distance between non-adjacent intervals, denoted by  $E$ , is  $\geq 3/4$ ;
- 2) all but  $\frac{1}{N}$  of area of  $D$  is contained within  $\frac{1}{4}$ -neighbourhood of the boundary.

We define a quotient map  $q$  on  $\partial D$  that identifies pairs of intervals in such a way that  $q(\partial D)$  is a ternary tree  $T$  with  $N$  edges. In other words, we consider a closed tour of the tree so that each edge is traversed twice, and regard this tour as a map  $q : S^1 = \partial D \rightarrow T$ . We then extend  $q$  to a map of  $D$  to a sphere  $M$  so that it is an isometry on the interior of  $D$ . We can think of it as “gluing” the boundary of  $D$  onto a ternary tree  $T$  to obtain a sphere  $M$  with singular metric on  $T$  and hyperbolic metric on the open set  $M \setminus T$ .

The main fact that we will be using in this proof is the isoperimetric inequality in  $\mathbb{H}^2$ .

**Theorem 3.1.** *Let  $\mathbb{H}^2$  be the 2-dimensional hyperbolic space of constant curvature  $-K^2$ . Then for every integral flat 1-cycle  $c$  we have  $|c| \geq K \text{Fill}(c)$*

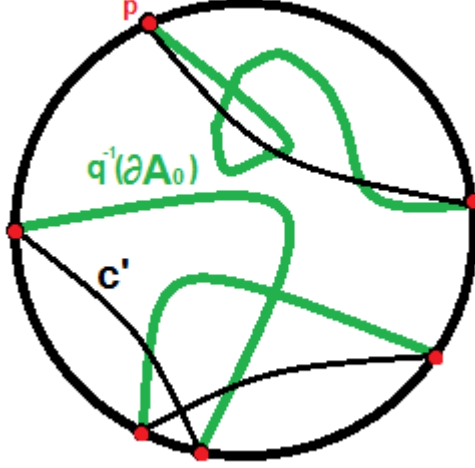
For the proof see [3]. Isoperimetric inequality holds for cycles with coefficients in  $\mathbb{Z}$  or  $\mathbb{Z}_2$ .

### Plan of the proof

Let  $c$  be a cycle whose minimal filling  $A$  has area close to half of the volume of  $M$ . We will prove that if height  $h$  of the embedded ternary tree is large enough then  $|c| \geq \frac{h}{3}$ .

We will approximate  $c$  by a new 1-cycle with some special properties. Let  $A_1$  denote them minimal filling of this new 1-cycle and  $\partial A_1$  denote the cycle itself. We want  $\partial A_1$  to have the following property: each connected component of  $\partial A_1 \setminus T$  is an image of a geodesic arc in the hyperbolic space with endpoints on the boundary of unit disc  $D$ . It follows from the isoperimetric inequality that if  $|c|$  is small then the difference between the area of original 2-cycle  $A$  and approximating 2-cycle  $A_1$  will be small as well.

The reason for this approximation is the following: area enclosed by a connected component  $L$  of  $\partial A_1$  is proportional (up to a small error) to the number of edges of  $T$  enclosed by  $L$ . This allows us to use the properties of ternary trees to show that  $|\partial A_1|$  is large.

FIGURE 2. Constructing new cycle  $\partial A_1$ 

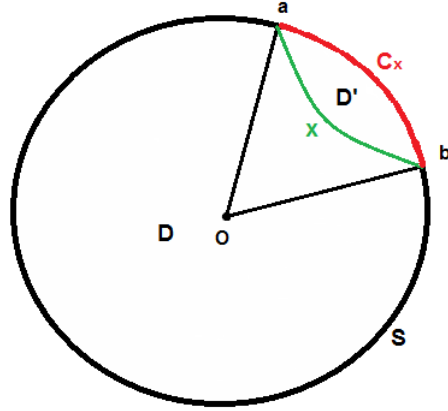
Consider connected components of  $\partial A_1 \setminus T$ . If the length of a connected component is smaller or equal to  $E$ , the distance between two adjacent vertices of  $T$ , we will call it a short arc. If the length is greater than  $E$ , call it a long arc.

For a short arc  $l$  we observe that erasing  $l$  and substituting it with the corresponding arc of  $T$  changes the area of  $A_1$  by an amount proportional to the length of  $l$ . Hence, if the length of  $\partial A_1$  is small, this procedure will not change the area significantly. After we erase all short arcs we show that if the area of  $A_1$  after this modification is close to  $\frac{|M|}{2}$  then there must be at least  $\frac{h}{2} - O(\log(h))$  long arcs. This implies that  $|\partial A_1|$  must be large.

#### Approximating $|c|$ by images of geodesic arcs

Let  $A$  be a Lipschitz chain in  $M$  filling  $c$  with  $||A| - \frac{1}{2}|M|| < \epsilon$  for some small positive  $\epsilon < \frac{|M|}{N}$ . It is a well-known result in geometric measure theory that an integral Lipschitz chain can be approximated by a chain  $A_0 = \sum a_i f_i$  where each  $f_i$  is smooth and  $|A| - |A_0|$  and  $|\partial A| - |\partial A_0|$  are arbitrarily small (see [4], 4.2.20). We make another small perturbation to ensure that  $\partial A_0$  intersects the tree  $T$  transversally and does not intersect vertices of  $T$ .

Suppose that there is a connected component  $a$  of  $\partial A_0$  that does not intersect  $T$ . Then by isoperimetric inequality in hyperbolic space we can fill  $a$  by a 2-cycle of area  $\leq \frac{1}{K}|a|$ .

FIGURE 3. Short arc of length  $x$  on a hyperbolic disc  $D$ 

Now we consider connected components of  $\partial A_0$  that intersect  $T$  and substitute arcs of  $\partial A_0$  with images of geodesic arcs in  $D$ . If the boundary of a cycle is short this procedure will not change its area significantly.

We do it as follows. Observe that the pre-image  $q^{-1}(\partial A_0)$  is a 1-chain in  $D \subset \mathbb{H}^2$  with  $p = \partial q^{-1}(\partial A_0)$  a 0-cycle in  $\partial D$  (see Figure 2). We fill  $p$  in  $D$  by a minimizing 1-cycle  $c'$  which consists of geodesic arcs in  $D$ . Then  $\partial c' - q^{-1}(\partial A_0)$  is a cycle of length  $\leq 2|\partial A_0|$  (since  $c'$  is minimizing). Hence, we can fill it by a 2-chain  $B$  of area  $\leq \frac{2}{k}|\partial A_0|$ . Define  $A_1 = q(q^{-1}(A_0) + B)$ . Then  $\partial A_1$  is a union of arcs whose pre-images under the quotient map are geodesics with endpoints on  $\partial D$ .

We have the following relationship between  $A_1$  and the original cycle  $c$ :

$$(3.1) \quad \begin{aligned} |c| &\geq |\partial A_1|, \\ |\text{Fill}(c) - A_1| &\leq \frac{2}{K}|c| + \epsilon \end{aligned}$$

### Short arcs of $\partial A_1$

Recall that by construction  $M \setminus T$  is isometric to an open unit disc in the hyperbolic space. Each arc of  $\partial A_1 \setminus T$  separates  $M \setminus T$  into two subdiscs. Let  $D'$  denote the smaller of subdiscs. Suppose the length of an arc  $l$  is smaller than  $E$ , the distance between neighbouring vertices of  $T$ . We will call such an arc a short arc. Then we show that the area of  $D'$  satisfies the following inequality.

$$(3.2) \quad |D'| \leq \frac{|M|}{2N}|l|$$

Indeed, let  $a$  and  $b$  be two points on unit circle  $S$  in hyperbolic space, let  $x = \text{dist}_{\mathbb{H}^2}(a, b)$  and  $C_x$  denote the length of the shorter arc of  $S$  from  $a$  to  $b$  (see Figure 3). Using hyperbolic trigonometry we observe that  $\frac{x}{C_x}$  is a decreasing function of  $x$ . Let  $O$  denote the center of the hyperbolic disc. We observe that the area of a sector of the disc between  $Oa$  and  $Ob$  is proportional to  $C_x$ . If the length of an arc is equal to  $C_E$  then the area of the corresponding sector is  $\frac{|M|}{2N}$ . Therefore the area of the sector of  $D$  containing  $q^{-1}(D')$  is  $\frac{C_{|l|}}{C_E} \frac{|M|}{2N} \leq \frac{|l|}{E} \frac{|M|}{2N}$ . Since  $E < 1$  we obtain that  $|D'| \leq \frac{|M|}{2N} |l|$ .

Suppose  $\partial A_1$  has a term  $a_i f_i$  with  $\partial f_i$  consisting entirely of short arcs. Then by the above estimate  $\partial f_i$  can be filled by a cycle of area  $\leq \frac{|M|}{2N} |\partial f_i|$ . Subtracting that cycle from  $A_1$  will kill off  $\partial f_i$  in  $\partial A_1$  and will change  $|A_1|$  by no more than  $|a_i| |\partial f_i| \frac{|M|}{2N}$ .

### Long arcs of $\partial A_1$

In the estimates below we do not want to keep track of the exact value of small terms that will be shown negligible in the end. We will use the following notation. We will write  $O(x)$  to denote a quantity that is between  $-Cx$  and  $Cx$  for some constant  $C$  independent of  $N$ .

Suppose  $l$  is a long arc, i.e.  $|l| > E$ . Let  $e_1$  and  $e_2$  be edges of  $\partial D \subset \mathbb{H}^2$  connected by  $q^{-1}(l)$  and  $D'$  be one of the two discs in  $D \setminus q^{-1}(l)$ . Let  $N'$  denote the number of whole edges of  $\partial D$  whose interiors are contained in  $\partial D'$ . Recall that the distance  $E'$  between two non-adjacent edges  $e_1$  and  $e_2$  satisfies  $\frac{3}{4} < E \leq E' \leq 1$ . Geodesic  $l$  does not enter  $\frac{1}{4}$ -neighbourhood of any edge other than  $e_1$ ,  $e_2$  and possibly one of the neighbours of each  $e_1$  and  $e_2$ . Indeed, if there is a path  $\alpha$  from a point on  $l$  to an edge non-adjacent to  $e_1$  or  $e_2$  then by triangle inequality  $|l| + 2|\alpha| > \frac{3}{2}$ , so  $\alpha > \frac{1}{4}$ . As all but at most  $\frac{|M|}{2N}$  of area is concentrated in the  $1/4$ -neighbourhood of the boundary we conclude that the area of  $D'$  is given by

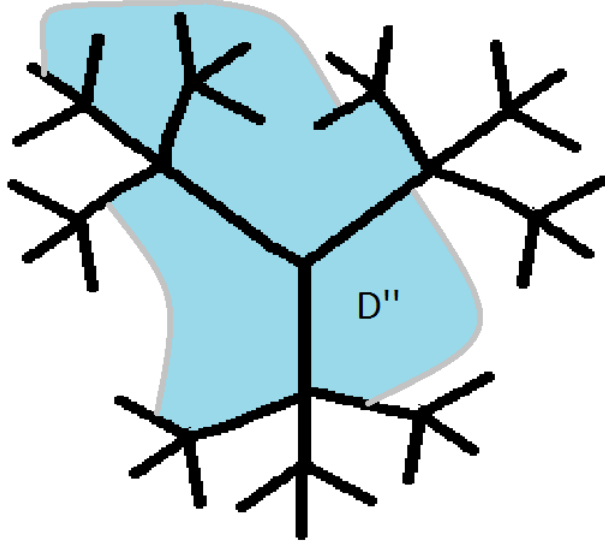
$$(3.3) \quad |D'| = \frac{|M|N'}{2N} + O\left(\frac{|M|}{N}\right)$$

### Components of $\partial A_1$ with long and short arcs

Consider  $L = \partial f_i$ . We derive a formula relating the length of  $L$  and the area of the smaller disc  $D'$  it bounds.

Let  $L_s$  denote the union of all short arcs of  $L \setminus T$  and  $L_l$  denote the union of all long arcs of  $L \setminus T$ . Let  $l_s$  be one of the short arcs of  $L$  and let  $D_s$  denote the small disc in  $(M \setminus T) \setminus l_s$ . We fill in  $D_s$  erasing  $l_s$  and adding the arc  $\partial D_s \cap T$ . We do this for every short curve in  $L_s$ . As a result we obtain a disc with the boundary consisting of long arcs  $l_1, \dots, l_n$  with endpoints  $a_1, \dots, a_{2n} \in T$ , such that  $a_{2i}$  is connected to  $a_{2i+1}$  by a path in  $T$ . We contract this path in  $T$  to a shortest path  $t_i$  in  $T$ . Clearly, this last step does not affect the area. The resulting disc we call  $D''$  (see Figure 4).



FIGURE 4. Calculating area of  $D''$ 

By our estimate on short arcs (3.2) we have  $||D''| - |f_i|| \leq \frac{|M|}{2N} |L_s|$ .

Let  $m = 2(\lfloor \frac{|L_s|}{E} \rfloor + \lfloor \frac{|L_l|}{E} \rfloor)$ . We prove that the area of  $D''$  is given by an expression

$$(3.4) \quad |D''| = \sum_{i=1}^{m'} (-1)^{s_i} N_T(h_i) \frac{|M|}{N} + O\left(\frac{|L||M|}{N}\right)$$

where  $s_i$  and  $h_i$  are some integers and  $m' \leq m$ . Note that  $h_i$ 's are allowed to coincide.

We prove (3.4) by induction on the number of arcs of  $L_l$ . Suppose first that  $L_l$  consists of one arc and that there are no short arcs. Then  $L$  intersects  $T$  at one point  $a$  dividing  $T$  into two subtrees. Let  $e$  be the edge of  $T$  that contains  $a$  and let  $v$  be the vertex of  $e$  that is further away from the root of  $T$ . Then  $v$  is the root of a ternary subtree  $T'$  of height  $h'$  that is either entirely inside  $D''$  or outside  $D''$ . Hence, by (3.3)  $|D''| = (N_T(h') + O(1)) \frac{|M|}{N}$  or  $|D''| = |M| - (N_T(h') + O(1)) \frac{|M|}{N} = (N_T(h) - N_T(h') + O(1)) \frac{|M|}{N}$ . This proves the estimate for the case when  $L_l$  consists of one arc and  $L_s$  is empty.

Now suppose that  $L_l$  consists of only one arc, but  $L_s$  is non-empty. Let  $a_1$  and  $a_2$  be points of intersection of  $l \in L_l$  and  $T$ . As in the previous case we have one or two ternary subtrees that are entirely inside or outside of  $D''$ . Let  $t$  denote the shortest path in  $T$  from  $a_1$  to  $a_2$  and let  $k$  denote the number of whole edges in  $t$ . For each

vertex  $v$  in  $t$  there are at most two edges starting at  $v$  that are not in  $t$ . For each of them there is a choice of whether they are inside or outside of  $D''$ . Hence, we have  $2k$  more summands of the form  $\pm N_T(h_i) \frac{|M|}{N}$ . The area in the neighbourhood of  $t$  introduces a term of  $\pm |k| \frac{|M|}{2N} + O(\frac{|M|}{2N})$ . We conclude that the area of  $D''$  is given by  $\sum_{i=1}^{2(k+1)} N_T(h_i) \frac{|M|}{N} + O(\frac{(k+n)|M|}{2N})$

Suppose  $L$  has  $n$  long arcs  $l_1, \dots, l_n$  with endpoints  $a_1, \dots, a_{2n}$  and  $t_1, \dots, t_n$  are geodesic paths in  $T$  from  $a_{2i}$  to  $a_{2i+1}$ . Let  $k_i$  denote the number of whole edges in  $t_i$  and  $k = \sum k_i$ . We claim that the area of  $D''$  is given by

$$|D''| = \sum_{i=1}^{m'} (-1)^{s_i} N_T(h_i) \frac{|M|}{N} + O\left(\frac{(k+n)|M|}{N}\right)$$

where  $m' \leq 2(n+k)$ .

Suppose this is true for  $n-1$  long arcs.

To prove inductive step consider  $L$  with  $n$  long arcs. Let  $l$  be one of them and let  $D_l$  be the smaller disc of  $(M \setminus T) \setminus l$ . We apply the base of induction to  $D_l$  and inductive assumption to  $D'' \setminus D_l$ . If we cancel out the terms that come from the edges of  $T$  that lie in the common boundary of  $D_l$  and  $D'' \setminus D_l$  we obtain the desired expression.

We turn the above estimate into an estimate in terms of length  $|L|$ . Let  $s_i$  denote an arc of  $L$  that connects points  $a_{2i}$  and  $a_{2i+1}$  and consists entirely of short arcs. As noted before the ratio  $\frac{x}{C_x}$  of the length  $x$  of a geodesic path between two points in hyperbolic space to the length  $C_x$  of the circular arc that connects them is a decreasing function of  $x$ . This implies that the length of  $s_i$  is greater than the number of whole edges in  $s_i$  times the distance between two adjacent vertices,  $|s_i| \geq k_i E$ .

We obtain that  $|L| \geq (n+k)E$ . This proves equation (3.4).

We claim that if the difference  $|\sum_{i=1}^{m'} (-1)^{s_i} N_T(h_i) \frac{|M|}{N} - \frac{|M|}{2}|$  is small then  $|L|$  must be large. This follows from a simple lemma below.

**Lemma 3.2.** *Let  $N > m > 0$  and  $p \geq 3$  be positive integers. Let  $\{h_i\}_{i=0}^{m-1}$  and  $\{s_i\}_{i=0}^{m-1}$  be two collections of positive integers. Then  $|\frac{p^N - 1}{p-1} - \sum_{i=0}^{m-1} (-1)^{s_i} p^{h_i}| \geq \frac{p^{N-m-1}}{p-1}$ .*

*Proof.* Fix positive integer  $N$ . The proof is by induction on  $m$ . Let  $m = 1$ . For  $s_0$  even,  $h_0 = N - 1$  we get exactly  $\frac{p^{N-1} - 1}{p-1}$ . For  $s_0$  odd,  $h_0 = N$  we obtain

$$p^N - \frac{p^N - 1}{p-1} = \frac{p^{N-1}(p^2 - 2p) + 1}{p-1} > \frac{p^{N-1} + 1}{p-1}$$

since  $p > 1 + \sqrt{2}$ .

For all other values of  $h_0$  and  $s_0$  we get  $|\frac{p^N-1}{p-1} - (-1)^{s_0}p^{h_0}| > \frac{p^{N-1}-1}{p-1}$ .

We assume that the statement of the lemma holds for  $m-1$  and we prove it for  $m$ .

Suppose, by contradiction, that  $|\frac{p^N-1}{p-1} - \sum_{i=1}^{m-1}(-1)^{s_i}p^{h_i}| < \frac{p^{N-m}-1}{p-1}$ . Let  $h_j$  be the smallest power in the summation. If  $h_j > N-m$  then  $\sum_{i=1}^{m-1}(-1)^{s_i}p^{h_i}$  is divisible by  $p^{N-m+1}$  and  $\frac{p^N-1}{p-1} = p^{N-m+1}(p^{m-2}+\dots+1) + \frac{p^{N-m+1}-1}{p-1}$ . Hence,  $|\frac{p^N-1}{p-1} - \sum_{i=1}^{m-1}(-1)^{s_i}p^{h_i}|$  is congruent modulo  $p^{N-m+1}$  to  $\frac{p^{N-m+1}-1}{p-1}$  or  $p^{N-m+1} - \frac{p^{N-m+1}-1}{p-1}$ . Since  $p > 1 + \sqrt{2}$  we obtain  $p^{N-m+1} - \frac{p^{N-m+1}-1}{p-1} > \frac{p^{N-m+1}-1}{p-1} > \frac{p^{N-m+1}-1}{p-1}$ .

If  $h_j \leq N-m$  then  $|\frac{p^N-1}{p-1} - \sum_{i=1, i \neq j}^{m-1}(-1)^{s_i}p^{h_i}| < \frac{p^{N-m}-1}{p-1} + p^{N-m} = \frac{p^{N-m+1}-1}{p-1}$ , which contradicts the inductive assumption.  $\square$

Recall that the height of tree  $T$  is denoted by  $h$  and  $m' \leq m \leq \frac{2|L|}{E}$ . The difference between volume of  $D''$  and half of the total volume is given by

$$\begin{aligned} \left| \frac{|M|}{2} - |D''| \right| &= \left| \frac{1}{2} N_T(h) - \sum_{i=1}^{m'} (-1)^{s_i} N_T(h_i) \right| \frac{|M|}{N} + O(|L|) \frac{|M|}{N} \\ &= \left| \frac{3}{4}(3^h - 1) - \sum_{i=1}^{m'} (-1)^{s_i} \frac{3}{2}(3^{h_i} - 1) \right| \frac{|M|}{N} + O(|L|) \frac{|M|}{N} \\ &= \frac{3}{2} \left| \frac{3^h - 1}{2} - \sum_{i=1}^{m'} (-1)^{s_i} 3^{h_i} \right| \frac{|M|}{N} + O(|L|) \frac{|M|}{N} \end{aligned}$$

By Lemma 3.2 we obtain

$$\left| \frac{|M|}{2} - |D''| \right| \geq \frac{3^{h-\frac{8}{3}|L|}}{2} \frac{|M|}{N} + O(|L|) \frac{|M|}{N}$$

Collecting all the estimates together we obtain

$$\begin{aligned} \frac{|M|}{N} &> |Fill(c) - \frac{|M|}{2}| \geq |Fill(c) - |A_1|| - ||A_1| - \frac{|M|}{2}| \\ &\geq \frac{3^{h-\frac{8}{3}|c|}}{2} \frac{|M|}{N} + O(|c|) \frac{|M|}{N} \end{aligned}$$

This implies

$$\frac{8}{3}|c| + \log_3(O(|c|+1)) \geq h$$

Since  $h$  can be made arbitrarily large it follows that  $|c|$  can be made arbitrarily large. This finishes the proof of Theorem 1.2 in the case of sphere.

## 4. SURFACES OF LARGE WIDTH

The proof of Theorem 1.2 for an arbitrary surface  $M$  proceeds as follows. We take the sphere constructed in the previous section and glue in handles in a small disc away from the tree  $T$  to get the desired topology. As the handles are small they do not affect the diameter significantly. However, since our 1-cycle may wind around multiple times around the handles we can not say that their contribution to the area of minimal filling will be small. Because of this we will glue in handles in such a way that it does not change the total area of the surface and use the following lemma.

**Lemma 4.1.** *Let  $\Sigma$  be a compact Riemannian 2-surface with boundary and let  $\Gamma$  denote the set of homologically trivial Lipschitz 1-cycles with coefficients in  $\mathbb{Z}$  if  $\Sigma$  is orientable and  $\mathbb{Z}_2$  otherwise. Then  $\inf\{\frac{|\gamma|}{\sqrt{Fill(\gamma)}} \mid \gamma \in \Gamma\} > 0$ .*

*Proof.* Let  $\gamma = \sum a_i f_i$  be a homologically trivial Lipschitz 1-cycle in  $\Sigma$ . Without any loss of generality we can assume that each  $f_i$  can be filled by a 2-cycle of area  $\leq |\Sigma|$ .

Since  $\Sigma$  is compact there exists a positive number  $r > 0$ , such that every ball  $B_r \subset \Sigma$  of radius  $\leq r$  is bilipschitz homeomorphic to a subset of the positive half-plane  $\mathbb{R}_+^2$  with bilipshitz constant  $L = 1 + O(r^2)$ .

Hence, if  $|f_i| < r$  then it can be filled by a 2-cycle of area  $\leq (1 + O(r^2))\frac{|f_i|^2}{\pi}$ . By choosing  $r$  sufficiently small we obtain that for all  $|f_i| < r$ ,  $\frac{|f_i|}{\sqrt{Fill(f_i)}} > \frac{\sqrt{\pi}}{2}$ .

On the other hand, we have  $Fill(f_i) \leq |\Sigma|$  so for  $|f_i| \geq r$  we have  $\frac{|f_i|}{\sqrt{Fill(f_i)}} \geq \frac{2r}{\sqrt{|\Sigma|}}$ .  $\square$

Let  $M_K$  denote the sphere from the previous section, where  $K$  is the curvature of hyperbolic disc  $D$  used in the construction. Let  $O \in M_K$  be the point in the centre of the hyperbolic disc  $D$  in  $M_K$ . Choose a very small ball  $U$  with a center at  $O$ . Since  $U$  is very small it is  $(1 + \epsilon)$ -bilipschitz diffeomorphic to a flat disc of the same radius.

Consider a subset  $V$  of  $M$  diffeomorphic to a disc. Define a Riemannian metric on  $V$  so that it is isometric to  $M_K \setminus U$ . We extend this metric to the rest of  $M$  in the following way. Let  $\Sigma$  denote  $M \setminus V$  and  $g$  denote its genus. By considering embeddings of a disc or a Mobius strip in  $\mathbb{R}^3$  and attaching handles it is easy to construct a metric on  $\Sigma$ , so that

1.  $Area(\Sigma) = (g + 10)$
2.  $\sup dist(x, \partial\Sigma) \leq 10$
3.  $|\partial\Sigma| = 1$

We scale the metric so that  $Area(\Sigma) = \frac{1}{2}Area(U)$ . Then  $|\partial\Sigma|$  is approximately  $\frac{|\partial U|}{\sqrt{2\pi(g+10)}}$ . We attach a cylinder  $C$  to  $\Sigma$  of area  $\frac{1}{2}Area(U)$  and lengths of boundary components  $|\partial\Sigma|$  and  $|\partial U|$ . Hence, we obtain a metric on  $\Sigma$  that has area and length of the boundary exactly the same as  $U$ .

Observe that up to scaling this construction of metric on  $\Sigma$  is independent of the curvature  $K$  used in construction of  $M_K$ . In particular, the scale invariant quantity  $\alpha = \inf\left\{\frac{|\gamma|}{\sqrt{Fill(\gamma)}}\right\}$ , where  $\inf$  is taken over homologically trivial curves in  $\Sigma$ , does not depend on  $K$ .

Let  $a$  and  $b$  denote points on  $\partial\Sigma$  and let  $l_1(a, b)$  and  $l_2(a, b)$  denote lengths of minimizing geodesics between  $a$  and  $b$  in  $\Sigma$  and  $\partial\Sigma$  respectively. Observe that infimum  $\beta$  of the ratio  $\frac{l_1}{l_2}$  is positive and scale-invariant. In particular, it is also independent of  $K$ .

Now let  $c$  be a cycle in  $M$  and let  $A$  be a nearly area-minimizing chain filling  $c$  with  $|\frac{|M|}{2} - |A| < \frac{|M|}{N}$ . If  $c$  does not intersect  $\partial\Sigma$  then since  $|\Sigma| = |U|$  and  $V$  is isometric to  $M_K \setminus U$  we obtain that  $|c| \rightarrow \infty$  as  $K \rightarrow \infty$ .

Suppose  $c \cap \Sigma$  is non-empty. If  $c \subset \Sigma$  then  $|A| \leq \alpha|c|^2 + \epsilon$  so  $|c|$  has to be very large.

Suppose  $c$  intersects  $\partial\Sigma$ . We perturb  $c$  so that it intersects  $\partial\Sigma$  transversally. Let  $a$  be an arc of  $c \cap \Sigma$  and let  $v_1, v_2 \in \partial\Sigma$  be endpoints of  $a$ . Let  $l$  be the shorter arc of  $\partial\Sigma$  from  $v_1$  to  $v_2$ .

We can fill  $a - l$  by a 2-chain  $B$  in  $\Sigma$  of area  $|B| \leq (\frac{|a|+|l|}{\alpha})^2$ . Adding  $B$  to  $A$  erases arc  $a$  and substitutes it with  $l$ . This changes length of  $c$  by  $||a| - |l|| < (1 + \frac{1}{\beta})|a|$ .

Performing this procedure for each arc of  $c$  in  $\Sigma$  we obtain a new 2-chain  $A_1$  with boundary  $c_1$ , such that  $c_1 \cap \Sigma = \emptyset$ .

We have  $|c_1| = O(|c|)$  and  $||A| - |A_1|| = O(|c|^2)$ . Using our proof for the sphere we obtain

$$|\frac{|M|}{2} - |A_1|| \geq \frac{3^{h-\frac{8}{3}|c_1|}}{2} \frac{|M|}{N} + O(|c_1|) \frac{|M|}{N}$$

Thus,  $3^{h-O(|c|)} \leq O(|c|^2)$ . It follows that  $O(|c|) \geq h$ . This finishes the proof of the theorem.

### Proof of Theorem 1.3

We will prove that every sweep-out of  $M$  by 1-cycles contains a cycle  $c$ , such that  $Fill(c) = \frac{|M|}{2}$ .

Suppose not, i.e. there exists a non-contractible loop  $z$  in  $Z_1(M)$ , such that for every  $c \in z$  we have  $Fill(c) \leq \frac{|M|}{2} - \epsilon$ .

Consider a very fine subdivision of  $S^1 = \{t_1, \dots, t_n\}$ . Then  $z(t_i)$  and  $z(t_{i+1})$  are two cycles that are very close in flat norm. We can fill  $z(t_i) - z(t_{i+1})$  by a 2-chain  $A_i$  of

area  $\leq \frac{\epsilon}{4}$ . Proceeding this way we construct a 2-cycle  $A$ . It follows from the proof of Almgren's isomorphism theorem that for all sufficiently fine subdivisions of  $S^1$   $A$  will represent a non-trivial element of  $H_2(M, \mathbb{k})$ .

For each  $z(t_i)$  we can fill it by a 2-chain  $B_i$  of area  $\leq \frac{|M|}{2} - \frac{\epsilon}{4}$ . Then  $|B_i + A_i - B_{i+1}| < |M|$ . Hence, this 2-cycle can be filled by a 3-chain. Proceeding this way we construct a filling of  $A$ , which is a contradiction.

### Acknowledgements.

The author gratefully acknowledges the support by Natural Sciences and Engineering Research Council (NSERC) CGS scholarship. The author would like to thank A.Nabutovsky and R.Rotman for valuable discussions of this paper.

### REFERENCES

- [1] F. Almgren, The homotopy groups of the integral cycle groups, *Topology* **1** (1960) 257-299
- [2] F. Balacheff and S. Sabourau, Diastolic and isoperimetric inequalities on surfaces, *Ann. Sci. Ecole Norm. Sup.* **43** (2010) 579-605.
- [3] Yu. Burago and V. Zalgaller, Geometric inequalities, translated by A. B. Sossinsky (Springer-Verlag, 1988).
- [4] H. Federer, Geometric Measure Theory (Springer-Verlag, 1969).
- [5] W. Fleming, Flat chains over a finite coefficient group, *Trans. Amer. Math. Soc.* **121** (1966), 160-186.
- [6] S. Frankel and M. Katz, The Morse landscape of a Riemannian disc, *Annales de l'Inst. Fourier* **43** (1993), no. 2, 503-507.
- [7] L. Guth, The width-volume inequality, *Geom. Funct. Anal.* **17:4** (2007) 1139-1179.
- [8] M. Gromov, Filling Riemannian manifolds, *J. Differential Geom.* Volume 18, Number 1 (1983), 1-147.
- [9] Y. Liokumovich, Spheres of small diameter with long sweep-outs, *Proc. Amer. Math. Soc.* **141** (2013), 309-312.
- [10] Y.Liokumovich, A.Nabutovsky, R.Rotman, Contracting the boundary of a Riemannian 2-disc, preprint, <http://arxiv.org/abs/1205.5474>.
- [11] J.Pitts, Existence and Regularity of Minimal Surfaces on Riemannian Manifolds, Math. Notes, Princeton University Press (1981).

DEPARTMENT OF MATHEMATICS, UNIVERSITY OF TORONTO, TORONTO, CANADA  
*E-mail address:* liokumovich@math.toronto.edu